

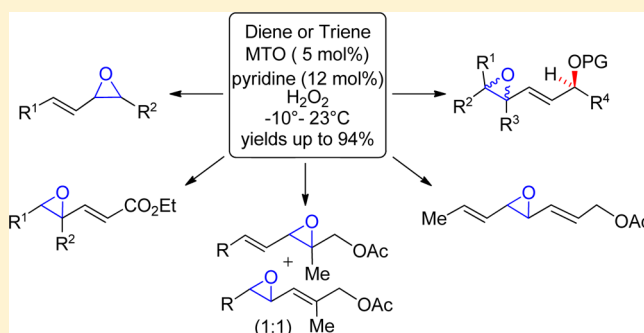
Regio- and Stereoselective Monoepoxidation of Dienes using Methyltrioxorhenium: Synthesis of Allylic Epoxides

Saroj Ranjan De, Ganesh Kumar, Jawahar L. Jat, Saritha Birudaraju, Biao Lu, Rajkumar Manne, Narender Puli, Adeniyi Michael Adebesein, and John R. Falck*

Division of Chemistry, Department of Biochemistry, University of Texas Southwestern Medical Center, Dallas, Texas 75390, United States

Supporting Information

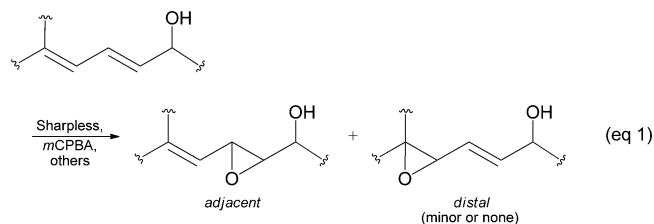
ABSTRACT: Methyltrioxorhenium (MTO) complexed with pyridine was shown to be a highly effective catalyst for the regioselective monoepoxidation of conjugated di- and trienes using 30% H₂O₂ at or below room temperature. The resultant allylic epoxides, and the triols derived from them, are versatile synthetic intermediates as well as substructures present in many bioactive natural products. The site of epoxidation was dependent upon olefin substitution, olefin geometry (*Z* vs *E*), and the presence of electron-withdrawing substituents on adjacent carbons. For 1-acyl(silyl)oxypenta-2,4-dienes, epoxidation of the distal olefin was generally favored in contrast to the adjacent regioselectivity characteristic of Sharpless, peracid, and other directed epoxidations of hydroxylated dienes.



INTRODUCTION

An array¹ of protocols is available for the preparation of epoxides as befits their prominence as versatile synthetic intermediates² and as substructures in numerous bioactive compounds.^{2,3} The most common and generally economic synthetic approach is the direct, catalytic epoxidation of olefins.⁴ The task is more problematic for the monoepoxidation of 1,3-conjugated dienes and higher homologues.⁵ Of the few reagents that have been studied, *inter alia*, Mo(CO)₆,⁶ OTi(tetraphenylporphyrin),⁷ Mn(tetraphenylporphyrin),⁸ transition metal salens,⁹ and dimethyldioxirane,¹⁰ most have one or more limitations such as modest yields, variable regioselectivities, low *cis*/*trans*-selectivity, polyoxidation, stereoisomerization, and/or instability of the allylic epoxide product under the reaction conditions. A prominent exception is the Shi fructose-based dioxirane reagents,¹¹ although the strict reaction regimen and catalyst availability can be a deterrent.

The epoxidation of the 2,4-pentadien-1-ol substructure is of particular interest to many laboratories. In addition to being useful synthetic building blocks,⁵ the resultant allylic epoxyols¹² and their chemically or enzymatically derived allylic triols are well-represented among natural products of current interest (Figure 1).¹³ Functional group directed epoxidations, exemplified by peracid, Sharpless,¹⁴ and related catalytic reagents,¹⁵ generally offer an excellent level of stereocontrol, but they predominately epoxidize the olefin adjacent to the hydroxyl and not the distal olefin (eq 1).¹⁶ We were, thus, motivated to develop an inexpensive and direct distal-selective, catalytic epoxidation of conjugated buta-1,3-dienes/penta-2,4-dien-1-ols and exploit this methodology as a key transformation in a



biogenetically inspired total synthesis¹⁷ of the potent antimitotic marine natural products nigricanoside A/B¹⁸ and their analogues (Scheme 1).

RESULTS AND DISCUSSION

A wide variety of catalysts and oxidants were surveyed for distal-selective epoxidation of the penta-2,4-diene-ol moiety. A sampling is compiled in Table 1. Methyl ester **1** was selected as the model substrate because it is readily available in high stereochemical purity via incubation of linoleic acid with soybean lipoxygenase¹⁹ on a multigram scale and also provides a stereochemical vantage point to monitor the influence of an adjacent chiral center on the course of the epoxidation. Initially, epoxidations were conducted with the C(13)-hydroxyl unprotected; in many cases, however, the hydroxyl underwent oxidation and/or any epoxide product decomposed under the experimental conditions. Hence, future screenings were conducted with the hydroxyl protected as its acetate.

Received: August 22, 2014

Published: October 16, 2014

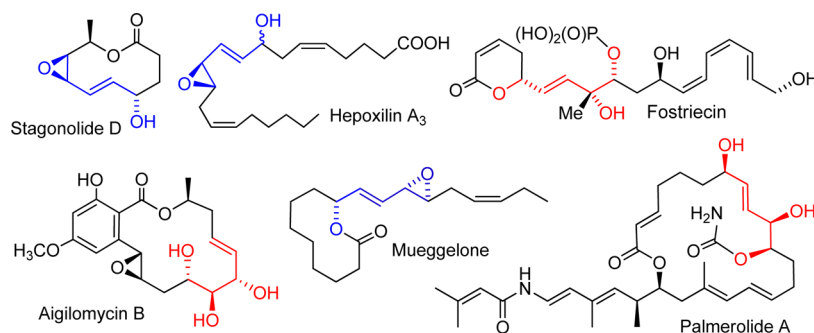
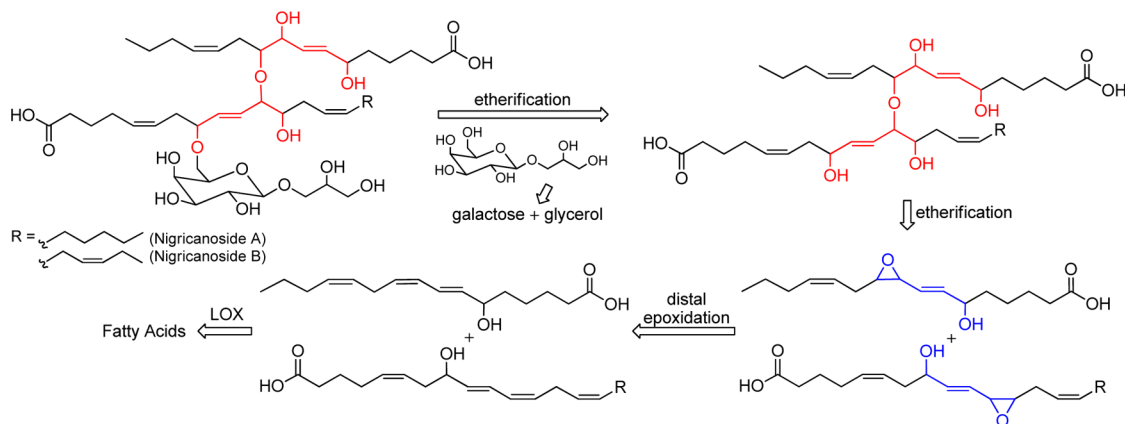


Figure 1. Representative allylic epoxy and triol natural products.

Scheme 1. Retrosynthetic Analysis of Nigricanosides A/B



It was evident that methyltrioxorhenium²⁰ (MTO) (entry 1) in CH_2Cl_2 was the most efficacious for distal epoxidation, although the product was generated as a mixture of diastereomers **2** and **3**.^{28,29} Yields were diminished somewhat in CH_3CN and CH_3NO_2 , and the dr (**2/3**) was unchanged. Other common reagents (entries 2–5) were ineffective or gave minor amounts of epoxide. Interestingly, Mn^{25} (entry 6) and $\text{Fe}^{26,27}$ (entries 7 and 8) complexed with chiral ligands were also distal-selective but still produced mixtures of **2** and **3**. To modulate MTO's Lewis acidity, pyridine was added, as recommended by Sharpless;^{20a} however, increasing the level of pyridine beyond 2.4 equiv with respect to MTO did not improve either the yield or dr. Replacement of the pyridine with other ligands (Table 2) had some effect on yield but, disappointingly, little influence on the dr even when using chiral pyridines and amines (entries 9–14).³⁰ The latter likely reflects the weak coordination of the chiral bases with the metal center.³¹

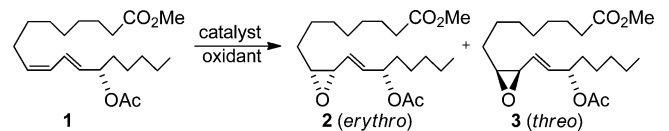
In addition to offering the best combined yield of **2/3**, there is much to recommend the MTO/ H_2O_2 system versus other catalysts.³² It is commercially available, inexpensive, air stable, reacts at room temperature or below, uses environmentally friendly H_2O_2 or H_2O_2 -urea adduct³³ instead of more corrosive oxidants, generates water as the only byproduct, and is operationally simple. Careful optimization of the reaction conditions showed that best results could be obtained with 5 mol % of MTO and 12 mol % of pyridine. Importantly, this methodology was also amenable to the multigram conversion of **1** into a mixture of **2** and **3** in an 84% combined yield.

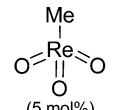
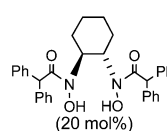
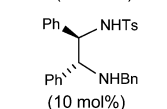
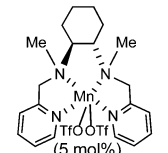
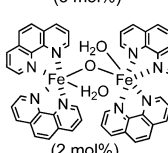
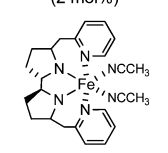
Early optimization studies of the MTO/ H_2O_2 catalyzed epoxidation of unprotected **4** (PG = H) found that the yields were somewhat compromised by the formation of ketone and

other uncharacterized products (Table 3, entry a), so a brief survey of commonly used protecting groups (PGs) was initiated. This revealed bulky (entry b), aryl (entry c), and aliphatic (entry d) esters, ethoxycarbonyl (entry e), and *t*-butyldiphenylsilyl ether (entry f) were all well-tolerated and afforded good yields of epoxides **5/6**, but they showed little variation in the dr. In concert with acetate **1**, there was a slight preference in favor of the erythro diastereomer **5**. All epoxides were identified by comparisons with authentic standards.²⁹

To elucidate the scope³⁴ of MTO-mediated epoxidations of di/trienes, a panel of representative substrates was subjected to the standard epoxidation conditions (Table 4). Acetate **7** (entry 1) and carbonate **9** (entry 2), both derived from the soybean lipoxidase metabolite³⁵ of linolenic acid, smoothly led to distal epoxides **8** and **10**, respectively, in good yields at -5°C ; at room temperature, however, ~ 10 – 15% of the $\Delta^{15,16}$ -olefin of **10** was also epoxidized. Exposure of the structurally related natural fatty acid **11** to the standard reaction conditions revealed a modest 7:3 regioselectivity favoring the *Z*-olefin **12** (entry 3). This is consistent with inductive and/or steric contributions of the acyloxy group to the observed regioselectivity in the preceding examples (cf., **1**, **4**, **7**, and **9**). As a testimony to the mildness of the reaction conditions, 1,4-diphenyl-1(*E*),3(*E*)-butadiene (**14**), despite its well-known proclivity toward polymerization and isomerization,^{8a} was well-behaved and gave the somewhat sensitive allylic-styrenyl epoxide **15** (entry 4) in good yield. As anticipated, substrate bias^{33b} led to α -epoxides **17** (entry 5) and **19** (entry 6) from cholest-4,6-dienes **16** and **18**, respectively. The reduced yield for **18** suggests the α -acyloxy partially blocks the bottom face. Simple 1-acyloxy-*E,E*-dienes **20**, **22**, and **24** reacted similarly to their *Z,E*-counterparts, but they required lower temperatures

Table 1. Survey of Catalysts for Distal-Selective Epoxidation of Diene 1



Entry	Catalyst ^a	Additive	Oxidant	Solvent	Yield 2/3 (%) ^b	erythro/threo ^c
1	 (5 mol%)	pyridine (12 mol%)	30% H ₂ O ₂ (1.5 equiv)	CH ₂ Cl ₂	92	3:2
2	MnSO ₄ (1 mol%)	NaHCO ₃ (0.25 equiv)	30% H ₂ O ₂ (1.5 equiv)	<i>t</i> -BuOH	0 ^d	na ^e
3	Ti(O <i>i</i> Pr) ₄ (1 equiv)	na ^e	<i>t</i> -BuOOH (1.5 equiv)	CH ₂ Cl ₂	0 ^d	na ^e
4	MoO ₂ (acac) ₂ (20 mol%)	 (20 mol%)	<i>t</i> -BuOOH (1.5 equiv)	PhCH ₃	<5 ^d	na ^e
5	FeCl ₃ (10 mol%)	 (10 mol%)	30% H ₂ O ₂ (1.5 equiv)	<i>t</i> -BuOH	<5 ^d	na ^e
6	 (5 mol%)	na ^e	CH ₃ CO ₃ H (1.5 equiv)	CH ₃ CN	69	1:1
7	 (2 mol%)	na ^e	30% H ₂ O ₂ (1.5 equiv)	CH ₂ Cl ₂	47	1:1
8	 (5 mol%)	na ^e	30% H ₂ O ₂ (1.5 equiv)	CH ₃ CN	58	7:3

^aEpoxidation procedures: entry 1 (ref 20a), entry 2 (ref 21), entry 3 (ref 22), entry 4 (ref 23), entry 5 (ref 24), entry 6 (ref 25), entry 7 (ref 26), and entry 8 (ref 27). ^bCombined, isolated yield. ^cMeasured by NMR. ^d>90% unreacted 1 recovered. ^ena, not applicable or no analysis.

to optimize the yields of **21** (entry 7), **23** (entry 8), and **25** (entry 9), respectively, with the latter two produced as diastereomeric mixtures. Notably, an increase in the level of substitution on the allylic olefin induced a change in oxidation regioselectivity and gave rise to a 1:1 mixture of **27** and **28** (entry 10). Increasing the substitution level of the distal olefin, e.g., trialkyl (entries 11 and 12), cyclic trialkyl (entry 13), and cyclic tetraalkyl (entry 14), was well-tolerated and uneventfully afforded **30**, **32**, **34**, and **36**, respectively. Unexpectedly, 2,4,6-triene **37** was converted to bis-allylic epoxide **38** as the only mono-oxidation product (entry 15). Both conjugated dienyl esters **39** and **41** underwent epoxidation at the terminal olefin, albeit slowly. Control experiments with both **39** and **41** confirmed that MTO was required for epoxidation.

The mechanism of MTO-mediated epoxidation has been well-studied.³³ Hydrogen bonding between the substrate and peroxyrhenium intermediate in the transition state has been invoked^{33a} to explain stereospecificity, but this does not apply in the examples in Table 4. Steric factors have also been found

to effect stereospecificity.³³ The faster reaction rate for *Z*-olefins versus *E*-olefins^{20a} is also observed in conjugated dienes (e.g., entry 3). When present, acyloxy groups inductively deactivate the adjacent olefin of the diene, thus directing epoxidation to the distal olefin regardless of olefin configuration (entries 1, 2, and 7); however, this can be overcome, at least partially, by greater olefin substitution (entry 10).

CONCLUSIONS

MTO complexed with pyridine was shown to be a highly effective catalyst for the regioselective monoepoxidation of conjugated di- and trienes. The site of epoxidation was dependent upon the olefin substitution, olefin geometry (*Z* vs *E*), and the presence of electron-withdrawing substituents on adjacent carbons. For the special case of 1-acyloxy-penta-2,4-dienes, the regioselectivity was complementary to that achieved in Sharpless and other directed epoxidations of 1-hydroxy-penta-2,4-dienes.

Table 2. MTO Ligand Screening^a

$$1 \xrightarrow[\text{ligand}]{\text{MTO, H}_2\text{O}_2, \text{CH}_2\text{Cl}_2} 2 + 3$$

Entry	Ligand	Temp (°C)	Yield (%) ^b 2/3	erythro /threo ^c	Entry	Ligand	Temp (°C)	Yield (%) ^b 2/3	erythro /threo ^c
1		23	69	55:45	9		-5	80	50:50
2		23	60	60:40	10		-5	78	60:40
3		23	74	60:40	11		23	77	60:40
4		23	73	60:40	12		-5	60	60:40
5		23	72	55:45	13		-5	62	60:40
6	N(CH ₂ CH ₂ OH) ₃	-5	50	60:40	14		23	73	50:50
7	N(CH ₂ CH ₂ -) ₃	0	55	60:40					
8		23	62	50:50					

^a12 mol % each MTO and ligand in CH₂Cl₂. ^bCombined, isolated yield. ^cDetermined by NMR.

Table 3. Effect of Alcohol Protecting Group^a

$$4 \xrightarrow[\text{CH}_2\text{Cl}_2]{\text{MTO/py, H}_2\text{O}_2} 5 \text{ (erythro)} + 6 \text{ (threo)}$$

Entry	PG	Time (h)	Yield 5/6 (%) ^b	erythro/threo ^c
a	H	6 ^d	56	60:40
b	C(O) <i>t</i> Bu	3	80	60:40
c	C(O)Ph	4	78	60:40
d	C(O)CH ₂ Ph	3	73	55:45
e	C(O)OEt	3	79	55:45
f	SiPh ₂ <i>t</i> Bu	5	82	60:40

^a5 mol % MTO, 12 mol % pyridine, and 2 equiv H₂O₂ at rt. ^bCombined, isolated yield. ^cDetermined by NMR. ^dConducted at -10 °C. Remaining material balance mainly ketone or decomposition.

EXPERIMENTAL SECTION

General Methods and Materials. Proton and carbon nuclear magnetic resonance spectra (¹H and ¹³C NMR) were recorded at 500 and 126 MHz, respectively, or at 400 and 101 MHz, respectively, in CDCl₃ with TMS as internal standard, unless otherwise stated. ¹H NMR data are reported as follows: chemical shift (ppm), multiplicity (s = singlet, br s = broad singlet, d = doublet, t = triplet, q = quartet, app q = apparent quartet, qn = quintet, app qn = apparent quintet, m = multiplet), and coupling constant (Hz). High-resolution mass spectra (HRMS) were obtained using a TOF mass spectrometer, whereas infrared (IR) spectra were obtained using a Fourier transform infrared spectrometer. Melting points were measured using an automated melting point apparatus and are uncorrected. Analytical thin-layer chromatography (TLC) used EMD Chemicals TLC silica gel 60 F₂₅₄ plates (0.040–0.063 mm) with visualization by UV light and/or KMnO₄ or phosphomolybdic acid (PMA) solution followed by heating. Chromatographic purifications utilized Et₃N or *t*-BuNH₂

basified preparative TLC or flash chromatography using prepacked SiO₂ columns on an automated medium-pressure chromatograph with eluents containing 0.5–2% *t*-BuNH₂. Determinations of diastereomeric ratios (dr) were conducted by ¹H and ¹³C NMR or chiral phase-HPLC as specified in the experimental. Unless otherwise noted, yields refer to isolated, purified material with spectral data consistent with assigned structures or, if known, were in agreement with published data. All reactions were conducted under an argon atmosphere in oven-dried glassware with magnetic stirring. Reagents were purchased at the highest commercial quality and used without further purification. Dichloromethane (CH₂Cl₂) and tetrahydrofuran (THF) were dried by passage through a column of activated, neutral alumina under argon and stored under argon until use.

General Epoxidation Procedure. Aqueous 30% H₂O₂ (1.5–2.0 equiv) was added to a stirring, 0 °C solution of polyene, methyltrioxorhenium (MTO, 5 mol %), and pyridine (12 mol %) in CH₂Cl₂. The yellow reaction mixture was stirred at the specified temperature for the indicated time and then quenched with 10% tetrasodium EDTA solution. The colorless solution was extracted with CH₂Cl₂ (3–4 times), and the combined extracts were washed with water and brine and dried over Na₂SO₄. Evaporation of all volatiles and purification of the residue by flash chromatography using 0.5–2% *t*-butylamine or 1% Et₃N in EtOAc/hexane afforded the allylic epoxide in the indicated yield.

Methyl 13(S)-Acetyloxyoctadeca-9(Z),11(E)-dienoate³⁶ (1). Acetic anhydride (50 μL, 0.58 mmol), pyridine (50 μL, 0.58 mmol), and a catalytic amount of DMAP (1 mg) were added to a 0 °C solution of **4a**³⁷ (150 mg, 0.48 mmol) in CH₂Cl₂ (10 mL). After stirring at rt for 3 h, the reaction mixture was washed with 1 N aq. HCl (2 mL) and water (2 mL) and dried over anhydrous Na₂SO₄, and all volatiles were evaporated in vacuo. Purification of the residue via silica gel column chromatography using 5–15% ethyl acetate/hexane as eluent gave **1** (155 mg, 91%) as a clear oil. TLC: *R*_f ≈ 0.6 (20% EtOAc/hexanes). ¹H NMR (400 MHz, CDCl₃) δ 6.48 (dd, *J* = 11.2, 15.2 Hz, 1H), 5.92 (t, *J* = 11.2 Hz, 1H), 5.54 (dd, *J* = 7.6, 15.2 Hz, 1H), 5.48–5.40 (m, 1H), 5.26 (dt, *J* = 7.2, 14 Hz, 1H), 3.65 (s, 3H),

Table 4. MTO Epoxidation of Representative Conjugated Dienes/Trienes^a

Entry	Polyene	Epoxide	Temp (°C)	Time (h)	Yield ^b (%)	erythro:threo ^c
1			-5	22	81	60:40
2			23 -5	4 28	62 ^d 78	60:40 60:40
3			-10	22	71 ^e	na ^f
4			-10	24	74	na ^f
5			-5	14	73 ^e	na ^f
6			-5	14	59 ^e	na ^f
7			23 -5	3 4	64 ^d 86	na ^f na ^f
8			-10	14	79	50:50
9			-10	12	84	50:50
10			-5	20	66 ^{d,e}	na ^f
11			-10	14	73	na ^f
12			23 -10	4 14	65 ^d 78	na ^f na ^f
13			23 -10	3 14	60 ^d 79	na ^f na ^f
14			-5	24	82	50:50
15			-5	12	65	na ^f
16			-10	60	64	na ^f
17			-10	24	94	na ^f

^a5 mol % MTO, 12 mol % pyridine, and 2 equiv H₂O₂ in CH₂Cl₂. ^bIsolated yield. ^cDetermined by ¹H/¹³C NMR or chiral-phase HPLC. ^d10–15% bis-epoxide also formed. ^eCombined, isolated yield. ^fna, not applicable.

2.28 (t, *J* = 7.2 Hz, 2H), 2.15 (dt, *J* = 7.2, 14.4 Hz, 2H), 2.03 (s, 3H), 1.64–1.58 (m, 4H), 1.36–1.26 (m, 14 H), 0.86 (t, *J* = 6.8 Hz, 3H).

Methyl 13(S)-Acetyloxyoctadeca-9(R*),10(S*)-epoxy-11(E)-enoate (2/3). Following the general epoxidation procedure, **1** (2.4 g, 6.81 mmol), MTO (84 mg, 5 mol %), pyridine (66 μL, 12 mol %), and 30% H₂O₂ (1.30 mL, 10.2 mmol) were stirred in dry CH₂Cl₂ (70 mL) at –5 °C for 16 h. Chromatographic purification of the crude product afforded the title product as a colorless oil (2.31 g, 92%, ~3:2 mixture of diastereomers).²⁹ TLC: *R*_f ≈ 0.5 (30% EtOAc/hexanes). ¹H NMR (400 MHz, CDCl₃) δ 5.85–5.78 (m, 1H), 5.60–5.52 (m, 1H), 5.27–5.23 (m, 1H), 3.66 (s, 3H), 3.39–3.37 (m, 1H), 3.07–3.04 (m, 1H), 2.29 (t, *J* = 6.0 Hz, 2H), 2.05 (s, 3H), 1.66–1.27 (m, 20H), 0.87 (t, *J* = 4.4 Hz, 3H). ¹³C NMR (125 MHz, CDCl₃) δ 174.4, 170.41,

170.38, 134.7, 134.6, 127.4, 127.1, 74.1, 73.9, 59.1, 59.0, 56.4, 56.3, 51.6, 34.5, 34.4, 34.2, 31.7, 29.42, 29.39, 29.37, 29.35, 29.2, 27.88, 27.87, 26.5, 26.4, 25.1, 24.93, 24.91, 22.7, 21.5, 21.4, 14.2. HRMS (ESI-TOF) *m/z* [M + 1]⁺ calcd for C₂₁H₃₇O₅, 369.2642; found, 369.2638.

Methyl 13(S)-Hydroxyoctadeca-9(R*),10(S*)-epoxy-11(E)-enoate (5a/6a). Following the general epoxidation procedure, **4a** (100 mg, 0.32 mmol), MTO (4 mg, 5 mol %), pyridine (4 μL, 12 mol %), and 30% H₂O₂ (72 μL, 0.64 mmol) were stirred in dry CH₂Cl₂ (3 mL) at –10 °C for 6 h. Chromatographic purification of the crude product by silica gel column using a gradient of 50–70% EtOAc/hexanes + 2% *t*-BuNH₂ as eluent afforded the known³⁸ diastereomeric epoxides **5/6** as a colorless oil (58 mg, 56%, ~3:2 mixture).²⁹ TLC: *R*_f

≈ 0.3 (40% EtOAc/hexanes). ^1H NMR (500 MHz, CDCl_3) δ 5.80–5.74 (m, 1H), 5.58–5.50 (m, 1H), 3.89–3.83 (m, 1H), 3.31 (s, 3H), 3.21–3.19 (m, 1H), 2.82–2.79 (m, 1H), 2.05 (t, $J = 7.5$ Hz, 2H), 1.49–1.28 (m, 8H), 1.19–1.07 (m, 12H), 0.82 (t, $J = 8.0$ Hz, 3H).

Methyl 13(S)-(Pivaloyloxy)octadeca-9(Z),11(E)-dienoate (4b). Following the acylation procedure above, **4a** ($R = \text{H}$) (1.0 g, 3.2 mmol) was treated with pivaloyl chloride (0.77 mL, 6.4 mmol), pyridine (0.38 mL, 4.8 mmol), and DMAP (20 mg) in CH_2Cl_2 (30 mL) at rt for 12 h. Chromatographic purification of the crude product using 10–20% EtOAc/hexanes as eluent afforded **4b** (1.20 g, 98%) as a clear oil. TLC: $R_f \approx 0.6$ (15% EtOAc/hexanes). ^1H NMR (500 MHz, CDCl_3) δ 6.46 (dd, 1H, $J = 11.2, 15.0$ Hz), 5.93 (t, 1H, $J = 10.5$ Hz), 5.56 (dd, 1H, $J = 6.5, 15.0$ Hz), 5.46–5.40 (m, 1H), 5.27 (dt, 1H, $J = 6.5, 13.5$ Hz), 3.66 (s, 3H), 2.29 (t, 2H, $J = 7.2$ Hz), 2.14 (dt, 2H, $J = 7.6, 14.4$ Hz), 1.63–1.56 (m, 4H), 1.35–1.16 (m, 23H), 0.87 (t, 3H, $J = 6$ Hz). ^{13}C NMR (125 MHz, CDCl_3) δ 177.8, 174.4, 133.3, 131.4, 127.8, 127.1, 74.2, 51.6, 38.9, 34.7, 34.2, 31.7, 29.6, 29.3, 29.2, 29.1, 27.8, 27.3, 25.0, 24.9, 22.6, 14.1. HRMS (ESI-TOF) calcd for $\text{C}_{24}\text{H}_{42}\text{O}_4\text{Na}$ m/z $[\text{M} + \text{Na}]^+$, 417.2983; found, 417.2975.

Methyl 13(S)-(Pivaloyloxy)octadeca-9(R*),10(S*)-epoxy-11(E)-enoate (5b/6b). Following the general epoxidation procedure, **4b** (50 mg, 0.13 mmol), MTO (2 mg, 5 mol %), pyridine (1.5 μL , 12 mol %), and 30% H_2O_2 (22 μL , 0.19 mmol) were stirred in dry CH_2Cl_2 (3 mL) at 0 °C to rt for 3 h. Chromatographic purification of the crude product afforded the title product as a colorless oil (42 mg, 80%, $\sim 3:2$ mixture of diastereomers). TLC: $R_f \approx 0.5$ (30% EtOAc/hexanes). ^1H NMR (500 MHz, CDCl_3) δ 5.87–5.80 (m, 1H), 5.58–5.52 (m, 1H), 5.25 (dt, $J = 6.5, 12.5$ Hz, 1H), 3.66 (s, 3H), 3.38 (t, $J = 6.5$ Hz, 1H), 3.09–3.04 (m, 1H), 2.29 (t, $J = 8.0$ Hz, 2H), 1.63–1.27 (m, 20 H), 1.19 (s, 9H), 0.87 (t, $J = 4.5$ Hz, 3H). ^{13}C NMR (125 MHz, CDCl_3) δ 177.8, 177.7, 174.4, 134.88, 134.85, 126.8, 126.2, 73.5, 73.3, 59.0, 56.4, 51.6, 39.02, 39.01, 34.50, 34.47, 34.3, 31.7, 29.5, 29.42, 29.38, 29.37, 29.2, 27.89, 27.88, 27.4, 27.3, 26.2, 25.10, 25.09, 24.9, 24.8, 22.7, 14.2. HRMS (ESI-TOF) m/z $[\text{M} + 1]^+$ calcd for $\text{C}_{24}\text{H}_{43}\text{O}_5$, 411.3111; found, 411.3105.

Methyl 13(S)-(Benzoyloxy)octadeca-9(R*),10(S*)-epoxy-11(E)-enoate (5c/6c). Following the general epoxidation procedure, **4c**³⁹ (50 mg, 0.12 mmol), MTO (1.5 mg, 5 mol %), pyridine (1.5 μL , 12 mol %), and 30% H_2O_2 (21 μL , 0.18 mmol) were stirred in dry CH_2Cl_2 (3 mL) at rt for 4 h. Chromatographic purification of the crude product afforded the title product as a colorless oil (41 mg, 78%, $\sim 3:2$ mixture of diastereomers). TLC: $R_f \approx 0.4$ (20% EtOAc/hexanes). ^1H NMR (500 MHz, CDCl_3) δ 8.05 (d, $J = 7.5$ Hz, 2H), 7.57 (t, $J = 8.0$ Hz, 1H), 7.47–7.43 (m, 2H), 5.99–5.92 (m, 1H), 5.72–5.64 (m, 1H), 5.54 (dt, $J = 6.5, 13.5$ Hz, 1H), 3.67 (s, 3H), 3.43–3.40 (m, 1H), 3.08–3.05 (m, 1H), 2.29 (t, $J = 7.5$ Hz, 2H), 1.83–1.69 (m, 2H), 1.61–1.24 (m, 18H), 0.89 (t, $J = 7.5$ Hz, 3H). ^{13}C NMR (125 MHz, CDCl_3) δ 174.47, 174.46, 165.9, 134.6, 134.5, 133.14, 133.12, 130.73, 130.67, 129.8, 128.6, 127.74, 127.71, 74.7, 74.4, 59.2, 59.1, 56.42, 56.35, 51.68, 51.67, 34.6, 34.55, 34.3, 31.8, 29.9, 29.5, 29.42, 29.41, 29.33, 29.26, 29.24, 29.22, 27.91, 27.87, 26.5, 26.4, 25.12, 25.11, 25.1, 25.02, 25.0, 22.8, 14.23, 14.20. HRMS (ESI-TOF) m/z $[\text{M} + 1]^+$ calcd for $\text{C}_{26}\text{H}_{39}\text{O}_5$, 431.2798; found, 431.2792.

Methyl 13(S)-(2-Phenylacetyloxy)octadeca-9(Z),11(E)-dienoate (4d). Following the acylation procedure above, **4a** (100 mg, 0.32 mmol) was treated with phenylacetyl chloride (70 μL , 0.48 mmol) and pyridine (52 μL , 0.64 mmol) in CH_2Cl_2 (5 mL) at rt for 12 h. Chromatographic purification of the crude product using 10–20% EtOAc/hexanes as eluent afforded the title compound **4d** (130 mg, 91%) as a clear oil. TLC: $R_f \approx 0.6$ (10% EtOAc/hexanes). ^1H NMR (500 MHz, CDCl_3) δ 7.34–7.27 (m, 5H), 6.44 (dd, $J = 11.0, 15.5$ Hz, 1H), 5.92 (t, $J = 10.5$ Hz, 1H), 5.56 (dd, $J = 7.5, 15.0$ Hz, 1H), 5.44 (dt, $J = 8.0, 18.2$ Hz, 1H), 5.31 (dt, $J = 7.0, 13.5$ Hz, 1H), 3.67 (s, 3H), 3.62 (s, 2H), 2.31 (t, $J = 7.5$ Hz, 2H), 2.14–2.09 (m, 2H), 1.62–1.56 (m, 3H), 1.35–1.24 (m, 15H), 0.86 (t, $J = 5.5$ Hz, 3H). ^{13}C NMR (100 MHz, CDCl_3) δ 174.3, 170.8, 134.2, 133.6, 130.8, 129.2, 128.5, 127.8, 127.5, 126.9, 75.1, 51.4, 41.7, 34.5, 34.1, 31.5, 29.4, 29.10, 29.08, 29.05, 29.03, 29.1, 27.7, 24.9, 24.7, 22.5, 14.0. HRMS (ESI-TOF) m/z $[\text{M} + \text{Na}]^+$ calcd for $\text{C}_{27}\text{H}_{40}\text{O}_4$, 451.2819; found, 451.2825.

Methyl 13(S)-(2-Phenylacetyloxy)octadeca-9(R*),10(S*)-epoxy-11(E)-enoate (5d/6d). Following the general epoxidation procedure, **4d** (50 mg, 0.12 mmol), MTO (1.5 mg, 5 mol %), pyridine (1.3 μL , 12 mol %), and 30% H_2O_2 (21 μL , 0.18 mmol) were stirred in dry CH_2Cl_2 (2 mL) at rt for 3 h. Chromatographic purification of the crude product afforded the title product as a colorless oil (38 mg, 73%, $\sim 55:45$ mixture of diastereomers).²⁹ TLC: $R_f \approx 0.5$ (30% EtOAc/hexanes). ^1H NMR (500 MHz, CDCl_3) δ 7.33–7.25 (m, 5H), 5.85–5.77 (m, 1H), 5.53–5.45 (m, 1H), 5.30–5.26 (m, 1H), 3.67 (s, 3H), 3.61 (s, 2H), 3.37–3.34 (m, 1H), 3.07–3.02 (m, 1H), 2.31 (t, $J = 7.5$ Hz, 2H), 1.63–1.23 (m, 20H), 0.87–0.85 (m, 3H). ^{13}C NMR (125 MHz, CDCl_3) δ 174.5, 171.0, 170.9, 134.51, 134.46, 134.33, 134.31, 129.45, 129.44, 128.77, 128.76, 127.4, 127.3, 126.9, 74.5, 74.3, 59.2, 59.12, 59.10, 56.43, 56.41, 51.71, 51.70, 41.94, 41.93, 34.5, 34.3, 31.7, 29.5, 29.44, 29.43, 29.3, 26.5, 25.2, 24.84, 24.82, 22.72, 22.71, 14.20. HRMS (ESI-TOF) m/z $[\text{M} + 1]^+$ calcd for $\text{C}_{27}\text{H}_{41}\text{O}_5$, 445.2955; found, 445.2949.

Methyl 13(S)-[(Ethoxycarbonyloxy)octadeca-9(Z),11(E)-dienoate (4e). Following the acylation procedure above, **4a** (200 mg, 0.65 mmol) was treated with ethyl chloroformate (0.18 mL, 1.9 mmol) and pyridine (0.15 mL, 1.9 mmol) in CH_2Cl_2 (10 mL) at rt for 3 h. Chromatographic purification of the crude product using 10–20% EtOAc/hexanes as eluent afforded the title compound (226 mg, 92%) as a clear oil. TLC: $R_f \approx 0.6$ (20% EtOAc/hexanes); $[\alpha]_D^{25} = +0.14$ (c 0.014, CHCl_3). ^1H NMR (400 MHz, CDCl_3) δ 6.53 (dd, $J = 10.8, 15.2$ Hz, 1H), 5.93 (t, $J = 10.8$ Hz, 1H), 5.56 (dd, $J = 8.0, 15.2$ Hz, 1H), 5.49–5.42 (m, 1H), 5.08 (dt, $J = 7.2, 14.0$ Hz, 1H), 4.19–4.14 (m, 2H), 3.65 (s, 3H), 2.29 (t, $J = 7.6$ Hz, 2H), 2.15 (dt, $J = 7.2, 14.4$ Hz, 2H), 1.72–1.54 (m, 4H), 1.36–1.24 (m, 17 H), 0.87 (t, $J = 3.2$ Hz, 3H). ^{13}C NMR (125 MHz, CDCl_3) δ 174.4, 154.9, 134.2, 130.5, 128.8, 127.7, 79.2, 63.9, 51.6, 34.8, 34.3, 31.7, 29.7, 29.31, 29.27, 29.2, 28.0, 25.1, 25.0, 22.7, 14.5, 14.2. HRMS (ESI-TOF) m/z $[\text{M} + 1]^+$ calcd for $\text{C}_{22}\text{H}_{39}\text{O}_5$, 383.2798; found, 383.2794.

Methyl 13(S)-[(Ethoxycarbonyloxy)octadeca-9(R*),10(S*)-epoxy-11(E)-enoate (5e/6e). Following the general epoxidation procedure, **4e** (50 mg, 0.13 mmol), MTO (2 mg, 5 mol %), pyridine (1.5 μL , 12 mol %), and 30% H_2O_2 (23 μL , 0.19 mmol) were stirred in dry CH_2Cl_2 (3 mL) at rt for 3 h. Chromatographic purification of the crude product afforded the title product as a colorless oil (41 mg, 79%, $\sim 55:45$ mixture of diastereomers).²⁹ TLC: $R_f \approx 0.5$ (30% EtOAc/hexanes). ^1H NMR (500 MHz, CDCl_3) δ 5.85 (dd, $J = 7.0, 15.5$ Hz, 1H), 5.67–5.60 (m, 1H), 5.10 (dt, $J = 6.5, 13.5$ Hz, 1H), 4.18 (q, $J = 7.5$ Hz, 2H), 3.67 (s, 3H), 3.41–3.38 (m, 1H), 3.07 (br s, 1H), 2.31 (t, $J = 7.5$ Hz, 2H), 1.73–1.26 (m, 23H), 0.88 (t, $J = 6.0$ Hz, 3H). ^{13}C NMR (125 MHz, CDCl_3) δ 174.42, 174.41, 154.73, 154.72, 134.1, 133.9, 128.1, 127.9, 78.1, 78.0, 64.0, 59.1, 59.0, 56.4, 56.2, 51.6, 34.6, 34.4, 34.2, 31.70, 31.69, 29.41, 29.38, 29.3, 29.23, 29.2, 26.5, 25.10, 25.09, 24.9, 24.8, 22.8, 22.7, 14.47, 14.46, 14.1. HRMS (ESI-TOF) m/z $[\text{M} + \text{Na}]^+$ calcd for $\text{C}_{22}\text{H}_{39}\text{O}_6\text{Na}$, 421.2568; found, 421.2561.

Methyl 13(S)-(tert-Butyldiphenylsilyloxy)octadeca-9(R*),10(S*)-epoxy-11(E)-enoate (5f/6f). Following the general epoxidation procedure, **4f**⁴⁰ (539 mg, 0.98 mmol), MTO (12 mg, 5 mol %), pyridine (10 μL , 12 mol %), and 30% H_2O_2 (220 μL , 1.96 mmol) were stirred in dry CH_2Cl_2 (10 mL) at rt for 5 h. Chromatographic purification of the crude product afforded the title product as a colorless oil (440 mg, 82%, $\sim 3:2$ mixture of diastereomers).²⁹ TLC: $R_f \approx 0.4$ (30% EtOAc/hexanes). ^1H NMR (500 MHz, CDCl_3) δ 7.70–7.62 (m, 4H), 7.50–7.27 (m, 6H), 5.98–5.71 (m, 1H), 5.40 (dd, $J = 15.6, 7.8$ Hz, 0.4H), 5.28 (dd, $J = 15.5, 7.5$ Hz, 0.6H), 4.22–4.19 (m, 1H), 3.66 (d, $J = 2.9$ Hz, 3H), 3.33 (dd, $J = 7.9, 4.3$ Hz, 0.40H), 3.29 (dd, $J = 7.6, 4.3$ Hz, 0.6H), 3.00 (dt, $J = 15.1, 5.3$ Hz, 1H), 2.30 (q, $J = 8.2$ Hz, 2H), 1.72–1.54 (m, 2H), 1.50–1.12 (m, 18H), 1.10 (s, 9H), 0.83–0.79 (m, 3H). ^{13}C NMR (100 MHz, CDCl_3) δ 174.2, 139.3, 135.9, 135.85, 135.83, 134.3, 134.1, 134.0, 129.6, 129.5, 129.4, 127.5, 127.4, 127.3, 124.2, 124.0, 73.6, 73.3, 58.8, 58.7, 56.6, 56.5, 51.4, 37.54, 37.47, 34.05, 34.04, 31.7, 29.3, 29.23, 29.18, 29.17, 29.05, 29.02, 27.9, 27.8, 27.0, 26.3, 24.90, 24.88, 24.0, 23.9, 22.5, 19.3, 13.99, 13.98. HRMS (ESI-TOF) m/z $[\text{M} + \text{Na}]^+$ calcd for $\text{C}_{35}\text{H}_{52}\text{O}_4\text{Si}$, 587.3527; found, 587.3539.

Methyl 13(S)-Acetyloxyoctadeca-9(Z),11(E),15(Z)-trienoate (7). Following the acylation procedure above, methyl 13(S)-hydroxyoctadeca-9(Z),11(E),15(Z)-trienoate⁴¹ (200 mg, 0.65 mmol) was treated with acetic anhydride (80 μ L, 0.78 mmol) and pyridine (68 μ L, 0.84 mmol) in CH_2Cl_2 (10 mL) at rt for 6 h. Chromatographic purification of the crude product using 10–20% EtOAc/hexanes as eluent afforded the title compound **7** (210 mg, 93%) as a clear oil. TLC: $R_f \approx 0.6$ (20% EtOAc/hexanes); $[\alpha]_D^{25} = -0.181$ (c 0.016, CHCl_3). ^1H NMR (500 MHz, CDCl_3) δ 6.52 (dd, $J = 11.5, 15.0$ Hz, 1H), 5.94 (app. t, $J = 10.5$ Hz, 1H), 5.60 (dd, $J = 7.5, 15.5$ Hz, 1H), 5.54–5.44 (m, 2H), 5.34–5.27 (m, 2H), 3.67 (s, 3H), 2.46–2.34 (m, 2H), 2.31 (t, $J = 7.5$ Hz, 2H), 2.18–2.12 (m, 2H), 2.08–2.02 (m, 2H), 2.06 (s, 3H), 1.66–1.58 (m, 2H), 1.38–1.30 (m, 8H), 0.96 (t, $J = 7.5$ Hz, 3H). ^{13}C NMR (125 MHz, CDCl_3) δ 174.5, 170.5, 134.9, 134.1, 130.5, 128.3, 127.7, 123.2, 74.5, 51.7, 34.3, 32.6, 29.7, 29.33, 29.30, 29.2, 28.0, 25.1, 21.5, 20.9, 14.4. HRMS (ESI-TOF) m/z $[\text{M} + \text{Na}]^+$ calcd for $\text{C}_{21}\text{H}_{34}\text{O}_4\text{Na}$, 373.2357; found, 373.2349.

Methyl 13(S)-Acetyloxyoctadeca-9(R*),10(S*)-epoxy-11(E),15(Z)-dienoate (8). Following the general epoxidation procedure, **7** (150 mg, 0.43 mmol), MTO (5.0 mg, 5 mol %), pyridine (4 μ L, 12 mol %), and 30% H_2O_2 (72 μ L, 0.64 mmol) were stirred in dry CH_2Cl_2 (3 mL) at -5°C for 22 h. Chromatographic purification of the crude product afforded the title product as a colorless oil (126 mg, 81%, ~3:2 mixture of diastereomers).²⁹ TLC: $R_f \approx 0.6$ (30% EtOAc/hexanes). ^1H NMR (500 MHz, CDCl_3) δ 5.88–5.82 (m, 1H), 5.66–5.54 (m, 1H), 5.53–5.47 (m, 1H), 5.31–5.24 (m, 2H), 3.66 (s, 3H), 3.39–3.36 (m, 1H), 3.07–3.05 (m, 1H), 2.44–2.34 (m, 2H), 2.30 (t, $J = 7.5$ Hz, 2H), 2.06–1.99 (m, 2H), 2.04 (s, 3H), 1.63–1.29 (m, 12H), 0.96 (t, $J = 7.5$ Hz, 3H). ^{13}C NMR (125 MHz, CDCl_3) δ 174.4, 170.3, 135.03, 135.02, 134.03, 133.98, 127.6, 127.2, 122.80, 122.76, 73.5, 73.3, 59.1, 59.0, 56.34, 56.27, 51.6, 34.2, 32.3, 32.2, 29.5, 29.32, 29.30, 29.2, 27.8, 26.4, 26.3, 25.0, 21.4, 21.3, 20.8, 14.3. HRMS (ESI-TOF) m/z $[\text{M} + 1]^+$ calcd for $\text{C}_{21}\text{H}_{35}\text{O}_5$, 367.2485; found, 367.2479.

Methyl 13(S)-((Ethoxycarbonyloxy)octadeca-9(Z),11(E),15(Z)-trienoate (9). Following the acylation procedure above, methyl 13(S)-hydroxyoctadeca-9(Z),11(E),15(Z)-trienoate^{34a} (350 mg, 1.13 mmol) was treated with ethyl chloroformate (161 μ L, 1.70 mmol) and pyridine (180 μ L, 2.20 mmol) in CH_2Cl_2 (10 mL) at rt for 12 h. Chromatographic purification of the crude product using 10–20% EtOAc/hexanes as eluent afforded the title compound **9** (210 mg, 93%) as a clear oil. TLC: $R_f \approx 0.6$ (20% EtOAc/hexanes). ^1H NMR (400 MHz, CDCl_3) δ 6.54 (dd, 1H, $J = 11.2, 15.5$ Hz), 5.93 (t, 1H, $J = 11.2$ Hz), 5.59 (dd, 1H, $J = 7.6, 15.2$ Hz), 5.53–5.42 (m, 1H), 5.33–5.25 (m, 1H), 5.11 (dt, 1H, $J = 7.2, 14.4$ Hz), 4.16 (q, 2H, $J = 7.2$ Hz), 3.65 (s, 3H), 2.53–2.32 (m, 2H), 2.28 (t, 2H, $J = 7.6$ Hz), 2.15 (dt, 2H, $J = 6.8, 14.0$ Hz), 2.07–1.98 (m, 2H), 1.60 (t, 3H, $J = 7.2$ Hz), 1.37–1.25 (m, 10 H), 0.94 (t, 3H, $J = 7.6$ Hz). ^{13}C NMR (100 MHz, CDCl_3) δ 174.3, 154.7, 135.0, 134.3, 129.9, 128.8, 127.6, 122.8, 78.4, 63.8, 51.5, 34.2, 32.6, 29.6, 29.3, 29.2, 29.1, 27.9, 25.1, 20.8, 14.4, 14.2. HRMS (ESI-TOF) m/z $[\text{M} + \text{Na}]^+$ calcd for $\text{C}_{22}\text{H}_{36}\text{O}_5\text{Na}$, 403.2463; found, 403.2458.

Methyl 13(S)-((Ethoxycarbonyloxy)octadeca-9(R*),10(S*)-epoxy-11(E),15(Z)-dienoate (10). Following the general epoxidation procedure, **9** (100 mg, 0.26 mmol), MTO (3.2 mg, 5 mol %), pyridine (3 μ L, 12 mol %), and 30% H_2O_2 (45 μ L, 0.39 mmol) were stirred in dry CH_2Cl_2 (3 mL) at -5°C for 28 h. Chromatographic purification of the crude product afforded the title product as a colorless oil (81 mg, 78%, ~3:2 mixture of diastereomers).²⁹ TLC: $R_f \approx 0.6$ (30% EtOAc/hexanes). ^1H NMR (400 MHz, CDCl_3) δ 5.87 (dd, $J = 6.4, 15.2$ Hz, 1H), 5.67–5.59 (m, 1H), 5.55–5.47 (m, 1H), 5.11 (dt, $J = 6.8, 13.2$ Hz, 1H), 4.17 (q, $J = 7.2$ Hz, 2H), 3.66 (s, 3H), 3.38 (dd, $J = 4.4, 7.2$ Hz, 1H), 3.08–3.03 (m, 1H), 2.53–2.34 (m, 2H), 2.29 (t, $J = 7.6$ Hz, 2H), 2.07–2.01 (m, 2H), 1.63–1.24 (m, 12H), 0.96 (t, $J = 7.6$ Hz, 3H). ^{13}C NMR (101 MHz, CDCl_3) δ 174.4, 154.64, 154.63, 135.41, 135.37, 133.5, 133.3, 128.3, 128.0, 122.5, 122.4, 77.5, 77.3, 64.1, 59.13, 59.06, 56.4, 56.2, 51.7, 34.3, 32.43, 32.36, 29.43, 29.40, 29.2, 27.91, 27.86, 26.49, 26.45, 25.1, 20.9, 14.5, 14.3. HRMS (ESI-TOF) m/z $[\text{M} + \text{Na}]^+$ calcd for $\text{C}_{22}\text{H}_{36}\text{O}_6\text{Na}$, 419.2412; found, 419.2406.

Methyl Octadeca-cis-9,10-epoxy-11(E)-enoate (12) and Methyl Octadeca-trans-11,12-epoxy-9(Z)-enoate (13). Following the general epoxidation procedure, commercial methyl conjugated linoleate^{34a} (**11**; Me CLA) (40 mg, 0.14 mmol), MTO (2 mg, 5 mol %), pyridine (2 μ L, 12 mol %), and 30% H_2O_2 (16 μ L, 0.14 mmol) were stirred in dry CH_2Cl_2 (2 mL) at -10°C for 4 h. Chromatographic purification of the crude product afforded the title products as a colorless oil (30 mg, 71%, 7:3 mixture of regioisomers) whose spectral data were in accord with literature values.⁴²

2-Phenyl-3-(2-phenyleth-(E)-en)-2,3-(E)-oxirane (15). Following the general epoxidation procedure, commercial 4-phenyl-1(E),3-(E)-butadienyl]benzene (**14**) (200 mg, 1.00 mmol), MTO (12 mg, 5 mol %), pyridine (10 μ L, 12 mol %), and 30% H_2O_2 (226 μ L, 2.0 mmol) were stirred in dry CH_2Cl_2 (10 mL) at -10°C for 24 h. Chromatographic purification of the crude product afforded the title product⁴³ as a colorless oil (169 mg, 74%). TLC: $R_f \approx 0.5$ (20% EtOAc/hexanes).

β -Acetyloxy- α -6,7-epoxy-4-cholestene (17). Following the general epoxidation procedure, **16**⁴⁴ (330 mg, 0.78 mmol), MTO (10 mg, 5 mol %), pyridine (8 μ L, 12 mol %), and 30% H_2O_2 (180 μ L, 1.56 mmol) were stirred in dry CH_2Cl_2 (10 mL) at -5°C for 14 h. Chromatographic purification of the crude product afforded the title product as a white solid (250 mg, 73%), mp 108–110 $^\circ\text{C}$. TLC: $R_f \approx 0.3$ (40% EtOAc/hexanes). ^1H NMR (500 MHz, CDCl_3) δ 5.79 (d, $J = 2.0$ Hz, 1H), 5.51–4.99 (m, 1H), 3.37 (d, $J = 3.8$ Hz, 1H), 3.23 (d, $J = 3.8$ Hz, 1H), 2.07 (s, 3H), 1.99–1.91 (m, 2H), 1.87–1.65 (m, 2H), 1.61–1.53 (m, 2H), 1.40–1.15 (m, 9H), 1.21–1.05 (m, 6H), 0.98 (s, 3H), 0.91 (d, 3H, $J = 6.4$ Hz), 0.87 (d, 3H, $J = 2.5$ Hz), 0.86 (d, 3H, $J = 2.4$ Hz), 0.71 (s, 3H), 0.59 (s, 3H). ^{13}C NMR (125 MHz, CDCl_3) δ 170.9, 143.6, 129.9, 70.7, 56.0, 54.94, 53.2, 51.6, 43.3, 42.6, 39.71, 39.65, 36.4, 36.1, 35.3, 34.6, 33.3, 28.6, 28.2, 25.2, 24.1, 23.8, 23.1, 22.8, 21.6, 20.2, 19.1, 18.9, 12.1. HRMS (ESI-TOF) m/z $[\text{M} + \text{Na}]^+$ calcd for $\text{C}_{29}\text{H}_{46}\text{O}_3\text{Na}$, 465.3339; found, 465.3345.

3 α -Acetyloxy- α -6,7-epoxy-4-cholestene (19). Following the general epoxidation procedure, **18**⁴⁵ (145 mg, 0.34 mmol), MTO (5 mg, 5 mol %), pyridine (4 μ L, 12 mol %), and 30% H_2O_2 (77 μ L, 0.68 mmol) were stirred in dry CH_2Cl_2 (5 mL) at -5°C for 14 h. Chromatographic purification of the crude product afforded the title product as a white solid (91 mg, 59%), mp 96–98 $^\circ\text{C}$. TLC: $R_f \approx 0.4$ (40% EtOAc/hexanes). ^1H NMR (500 MHz, C_6D_6) δ 5.83 (d, $J = 2.4$ Hz, 1H), 5.47–5.43 (m, 1H), 3.14 (d, $J = 3.8$ Hz, 1H), 2.91 (d, $J = 3.7$ Hz, 1H), 1.96–1.74 (m, 6H), 1.71 (s, 3H), 1.58–1.50 (m, 2H), 1.45–1.35 (m, 4H), 1.30–1.15 (m, 8H), 1.12–0.92 (m, 4H), 0.96 (d, $J = 6.4$ Hz, 3H), 0.93 (d, $J = 2.5$ Hz, 3H), 0.91 (d, $J = 2.4$ Hz, 3H), 0.75 (s, 3H), 0.59 (s, 3H). ^{13}C NMR (126 MHz, C_6D_6) δ 169.7, 143.5, 129.8, 70.37, 70.35, 56.0, 53.9, 52.6, 51.6, 43.1, 42.3, 39.80, 39.77, 36.4, 36.1, 35.3, 34.4, 33.1, 28.6, 28.3, 25.3, 24.2, 23.8, 23.0, 22.7, 20.8, 20.1, 18.7, 11.9. HRMS (ESI-TOF) m/z $[\text{M} + \text{Na}]^+$ calcd for $\text{C}_{29}\text{H}_{46}\text{O}_3\text{Na}$, 465.3339; found, 465.3343.

Dodeca-2(E),4(E)-dien-1-yl Acetate (20). Following the acylation procedure above, dodeca-2(E),4(E)-dien-1-ol⁴⁶ (2.2 g, 12 mmol) was treated with acetic anhydride (1.4 mL, 14.5 mmol) and pyridine (1.45 mL, 18 mmol) in CH_2Cl_2 (30 mL) at rt for 3 h. Chromatographic purification of the crude product using 10–20% EtOAc/hexanes as eluent afforded **20** (2.5 g, 93%) as a clear oil. TLC: $R_f \approx 0.6$ (10% ethyl acetate/hexanes). ^1H NMR (400 MHz, CDCl_3) δ 6.25 (dd, $J = 10.4, 15.2$ Hz, 1H), 6.02 (dd, $J = 10.4, 15.2$ Hz, 1H), 5.74 (dt, $J = 6.8, 14.4$ Hz, 1H), 5.63 (dt, $J = 6.8, 14.4$ Hz, 1H), 4.59 (d, $J = 6.8$ Hz, 2H), 2.10–2.03 (m, 2H), 2.06 (s, 3H), 1.40–1.25 (m, 10 H), 0.87 (t, $J = 6.8$ Hz, 3H). ^{13}C NMR (101 MHz, CDCl_3) δ 170.7, 136.9, 135.1, 129.2, 123.9, 65.0, 32.7, 31.9, 29.3, 29.2, 22.7, 21.0, 14.2. HRMS (ESI-TOF) m/z $[\text{M} + \text{Na}]^+$ calcd for $\text{C}_{14}\text{H}_{24}\text{O}_2\text{Na}$, 247.1676; found, 247.1669.

(E)-3-(3-Heptyloxiran-2-yl)allyl Acetate (21). Following the general epoxidation procedure, **20** (100 mg, 0.45 mmol), MTO (6 mg, 5 mol %), pyridine (5 μ L, 12 mol %), and 30% H_2O_2 (100 μ L, 0.90 mmol) were stirred in dry CH_2Cl_2 (10 mL) at -5°C for 4 h. Chromatographic purification of the crude product afforded the title product as a colorless oil (93 mg, 86%). TLC: $R_f \approx 0.5$ (10% EtOAc/hexanes). ^1H NMR (500 MHz, CDCl_3) δ 5.98 (dt, $J = 6.0, 15.5$ Hz,

1H), 5.52 (dd, $J = 7.5, 15.5$ Hz, 1H), 4.58 (d, $J = 6.5$ Hz, 2H), 3.10 (dd, $J = 2.0, 7.5$ Hz, 1H), 2.84–2.80 (m, 1H), 2.08 (s, 3H), 1.59–1.54 (m, 2H), 1.47–1.38 (m, 2H), 1.31–1.25 (m, 8H), 0.89 (t, $J = 6.0$ Hz, 3H). ^{13}C NMR (125 MHz, CDCl_3) δ 170.9, 132.2, 128.7, 64.1, 60.9, 57.8, 32.2, 32.0, 29.6, 29.4, 26.1, 22.9, 21.1, 14.3. HRMS (ESI-TOF) m/z $[\text{M} + \text{Na}]^+$ calcd for $\text{C}_{14}\text{H}_{24}\text{O}_3$, 263.1625; found, 263.1619.

Dodeca-4(E),6(E)-dien-3-yl Acetate (22). Ethyl magnesium bromide (2.6 mL, 7.9 mmol, 3 M in THF) was added over 10 min to a 0 °C solution of *E,E*-2,4-decadienal (1.0 g, 6.6 mmol) in dry THF (60 mL). After 3 h, the reaction was quenched with 10% aq. NH_4Cl (20 mL), the THF was removed under reduced pressure, and the reaction mixture was extracted with EtOAc (2 × 80 mL). The combined organic extracts were washed with water (2 × 40 mL) and brine (30 mL) and dried, and the residue purified by flash chromatography to provide dodeca-4(E),6(E)-dien-3-ol (1.0 g, 84%) as a colorless liquid. TLC: $R_f \approx 0.5$ (20% EtOAc/hexanes). ^1H NMR (500 MHz, CDCl_3) δ 6.19 (dd, $J = 10.5, 15$ Hz, 1H), 6.03 (dd, $J = 10.5, 15.5$ Hz, 1H), 5.71 (dt, $J = 7.0, 14.5$ Hz, 1H), 5.57 (dd, $J = 7.5, 15.0$ Hz, 1H), 4.05 (dt, $J = 6.5, 13.5$ Hz, 1H), 2.08 (q, $J = 7.0$ Hz, 2H), 1.63–1.49 (m, 3H), 1.42–1.36 (m, 2H), 1.39–1.25 (m, 4H), 0.90–0.87 (m, 6H). ^{13}C NMR (125 MHz, CDCl_3) δ 135.7, 133.4, 131.4, 129.6, 77.4, 32.8, 31.6, 30.3, 29.1, 22.7, 14.3, 9.9. HRMS (ESI-TOF) m/z $[\text{M} + \text{Na}]^+$ calcd for $\text{C}_{12}\text{H}_{22}\text{O}_2$, 205.1571; found, 205.1567.

Following the acylation procedure above, dodeca-4(E),6(E)-dien-3-ol (500 mg, 2.7 mmol) was treated with acetic anhydride (0.3 mL, 3.2 mmol) and pyridine (0.30 mL, 3.5 mmol) in CH_2Cl_2 (15 mL) at rt for 3 h. Chromatographic purification of the crude product using 5–10% EtOAc/hexanes as eluent afforded the title compound **22** (580 mg, 94%) as a clear oil. TLC: $R_f \approx 0.5$ (10% EtOAc/hexanes). ^1H NMR (500 MHz, CDCl_3) δ 6.21 (dd, $J = 10.5, 15.0$ Hz, 1H), 6.00 (dd, $J = 10.4, 15.0$ Hz, 1H), 5.72 (dt, $J = 7.5, 14.5$ Hz, 1H), 5.47 (dd, $J = 7.5, 15.5$ Hz, 1H), 5.17 (dt, $J = 7.5, 14.0$ Hz, 1H), 2.07 (app q, $J = 7.0$ Hz, 2H), 2.05 (s, 3H), 1.70–1.58 (m, 3H), 1.41–1.34 (m, 2H), 1.33–1.24 (m, 3H), 0.90–0.87 (m, 6H). ^{13}C NMR (125 MHz, CDCl_3) δ 170.6, 136.6, 133.4, 129.3, 128.5, 76.1, 32.8, 31.6, 29.0, 27.7, 22.7, 21.5, 14.2, 9.7. HRMS (ESI-TOF) m/z $[\text{M} + \text{Na}]^+$ calcd for $\text{C}_{14}\text{H}_{24}\text{O}_2\text{Na}$, 247.1676; found, 247.1669.

(E)-1-(3-Pentylloxiran-2-yl)pent-1-en-3-yl Acetate (23). Following the general epoxidation procedure, **22** (50 mg, 0.22 mmol), MTO (3 mg, 5 mol %), pyridine (2.2 μL , 12 mol %), and 30% H_2O_2 (38 μL , 0.33 mmol) were stirred in dry CH_2Cl_2 (3 mL) at –10 °C for 14 h. Chromatographic purification of the crude product afforded the title product as a colorless oil (42 mg, 79%, ~1:1 mixture of diastereomers). TLC: $R_f \approx 0.4$ (10% EtOAc/hexanes). ^1H NMR (500 MHz, CDCl_3) δ 5.86–5.78 (m, 1H), 5.48–5.41 (m, 1H), 5.20 (dt, $J = 6.0, 12.5$ Hz, 1H), 3.08–3.06 (m, 1H), 2.84–2.80 (m, 1H), 2.06 (s, 3H), 1.68–1.53 (m, 5H), 1.49–1.41 (m, 2H), 1.34–1.29 (m, 4H), 0.90 (t, $J = 7.5$ Hz, 6H). ^{13}C NMR (125 MHz, CDCl_3) δ 170.43, 170.41, 132.9, 132.7, 130.79, 130.1, 75.0, 74.7, 60.83, 60.81, 57.84, 57.82, 32.04, 32.04, 32.02, 31.7, 27.43, 27.37, 25.7, 22.7, 21.4, 21.3, 14.1, 9.6, 9.5. HRMS (ESI-TOF) m/z $[\text{M} + 1]^+$ calcd for $\text{C}_{14}\text{H}_{25}\text{O}_3$, 241.1804; found, 241.1798.

1-Phenyldodeca-4(E),6(E)-dien-3-yl Acetate (24). Following the procedure above, addition of phenylethyl Grignard to 2(E),4(E)-decadienal gave 1-phenyldodeca-4(E),6(E)-dien-3-ol. ^1H NMR (500 MHz, CDCl_3) δ 7.31–7.27 (m, 2H), 7.22–7.20 (m, 3H), 6.20 (dd, $J = 15.2, 10.4$ Hz, 1H), 6.05 (dd, $J = 15.2, 10.4$ Hz, 1H), 5.73 (dt, $J = 14.6, 7.0$ Hz, 1H), 5.62 (dd, $J = 15.2, 7.1$ Hz, 1H), 4.46–3.94 (m, 1H), 2.89–2.53 (m, 2H), 2.09 (app q, $J = 7.3$ Hz, 2H), 1.91–1.81 (m, 2H), 1.50 (br s, 1H), 1.43–1.33 (m, 2H), 1.31–1.29 (m, 4H), 0.90 (t, $J = 6.9$ Hz, 3H). ^{13}C NMR (101 MHz, CDCl_3) δ 141.9, 135.8, 133.1, 131.3, 129.4, 128.5, 128.44, 128.35, 125.8, 72.1, 38.8, 32.6, 31.7, 31.4, 28.9, 22.5, 14.1. HRMS (ESI-TOF) m/z $[\text{M} - \text{OH}]^+$ calcd for $\text{C}_{18}\text{H}_{25}$, 241.1951; found, 241.1951.

Following the acylation procedure above, 1-phenyldodeca-4(E),6(E)-dien-3-ol (600 mg, 2.40 mmol) was treated with acetic anhydride (0.3 mL, 2.81 mmol) and pyridine (0.30 mL, 3.51 mmol) in CH_2Cl_2 (15 mL) at rt for 3 h. Chromatographic purification of the crude product using 5–10% EtOAc/hexanes as eluent afforded the title compound **24** (610 mg, 87%) as a clear oil. TLC: $R_f \approx 0.5$ (10% ethyl

acetate/hexanes). ^1H NMR (400 MHz, CDCl_3) δ 7.45–7.22 (m, 2H), 7.21–7.19 (m, 3H), 6.25 (dd, $J = 15.2, 10.4$ Hz, 1H), 6.12–5.92 (m, 1H), 5.75 (dt, $J = 14.7, 6.9$ Hz, 1H), 5.53 (dd, $J = 15.3, 7.4$ Hz, 1H), 5.40–5.17 (m, 1H), 2.68–2.63 (m, 2H), 2.17–2.06 (m, 2H), 2.05 (s, 3H), 2.04–1.81 (m, 2H), 1.53–1.34 (m, 2H), 1.31–1.29 (m, 4H), 0.91 (t, $J = 6.8$ Hz, 3H). ^{13}C NMR (101 MHz, CDCl_3) δ 170.3, 141.4, 136.7, 133.5, 129.1, 128.4, 128.3, 128.2, 125.9, 74.5, 36.1, 32.7, 31.6, 31.4, 28.8, 22.5, 14.1. HRMS (ESI-TOF) m/z $[\text{M} + \text{Na}]^+$ calcd for $\text{C}_{20}\text{H}_{28}\text{O}_2\text{Na}$, 323.1982; found, 323.1995.

(E)-1-(3-Pentylloxiran-2-yl)-5-phenylpent-1-en-3-yl Acetate (25). Following the general epoxidation procedure, **24** (300 mg, 1.00 mmol), MTO (10 mg, 5 mol %), pyridine (10 μL , 12 mol %), and 30% H_2O_2 (225 μL , 2.0 mmol) were stirred in dry CH_2Cl_2 (10 mL) at –10 °C for 12 h. Chromatographic purification of the crude product afforded the title product as a colorless oil (269 mg, 84%, ~1:1 mixture of diastereomers). TLC: $R_f \approx 0.4$ (20% EtOAc/hexanes). ^1H NMR (400 MHz, CDCl_3) δ 7.29–7.25 (m, 2H), 7.20–7.14 (m, 3H), 5.84 (dd, $J = 15.6, 6.8$ Hz, 1H), 5.61–5.31 (m, 1H), 5.41–5.09 (m, 1H), 3.07 (dd, $J = 7.6, 2.1$ Hz, 1H), 2.79 (td, $J = 5.5, 2.0$ Hz, 1H), 2.66–2.61 (m, 2H), 2.04 (s, 3H), 2.07–1.79 (m, 4H), 1.46–1.42 (m, 2H), 1.52–1.13 (m, 4H), 1.13–0.65 (m, 3H). ^{13}C NMR (101 MHz, CDCl_3) δ 170.2, 141.11, 141.08, 132.6, 132.4, 130.8, 130.2, 128.4, 128.3, 126.0, 73.2, 72.9, 60.74, 60.73, 57.62, 57.59, 35.78, 35.75, 31.88, 31.86, 31.6, 31.4, 31.3, 25.5, 22.5, 21.2, 14.0. HRMS (ESI-TOF) m/z $[\text{M} + \text{Na}]^+$ calcd for $\text{C}_{20}\text{H}_{28}\text{O}_3$, 339.1931; found, 339.1929.

tert-Butyl(((2E,4E)-2-methyldodeca-2,4-dien-1-yl)oxy)diphenylsilane (26). To a solution of 2-methyldodeca-2(E),4(E)-dien-1-ol⁴⁷ (80 mg, 0.40 mmol) and imidazole (40 mg, 0.60 mmol) in dry CH_2Cl_2 (0.8 mL) at 0 °C was added dropwise *tert*-butyldiphenylchlorosilane (143 mg, 0.52 mmol). After stirring at 0 °C for 30 min, the reaction was continued at rt for 16 h. The mixture was washed with saturated NaHCO_3 solution and water (2 mL) and dried over anhydrous Na_2SO_4 , and all volatiles were evaporated in vacuo. Purification of the residue via silica gel column chromatography using 0–20% ethyl acetate/hexane as eluent gave **26** (140 mg, 80%) as a clear oil. TLC: $R_f \approx 0.3$ (hexanes). ^1H NMR (400 MHz, CDCl_3) δ 7.70–7.64 (m, 4H), 7.44–7.33 (m, 6H), 6.26 (dd, $J = 15.0, 10.9$ Hz, 1H), 6.08 (d, $J = 10.8$ Hz, 1H), 5.65 (dt, $J = 14.6, 7.0$ Hz, 1H), 4.08 (s, 2H), 2.10 (q, $J = 7.2$ Hz, 2H), 1.69 (s, 3H), 1.46–1.34 (m, 2H), 1.34–1.20 (m, 8H), 1.05 (s, 9H), 0.87 (t, $J = 6.7$ Hz, 3H). ^{13}C NMR (100 MHz, CDCl_3) δ 135.5(4), 134.3, 134.2, 133.7, 129.5(2), 127.6(5), 125.9, 123.8, 68.6, 33.0, 31.8, 29.5, 29.21, 29.19, 26.8(3), 22.7, 19.3, 14.1, 13.9. Molecular ion could not be found by HRMS.

(E)-tert-Butyl(((3-(3-heptyloxiran-2-yl)-2-methylallyl)oxy)diphenylsilane (27)/(E)-tert-Butyl(((2-methyl-3-(non-1-en-1-yl)oxiran-2-yl)methoxy)diphenylsilane (28). Following the general epoxidation procedure, **26** (66 mg, 0.17 mmol), MTO (2 mg, 5 mol %), pyridine (2 μL , 12 mol %), and 30% H_2O_2 (39 μL , 0.34 mmol) were stirred in dry CH_2Cl_2 (2.5 mL) at –5 °C for 20 h. Chromatographic purification of the crude product afforded the title products as a colorless oil (46 mg, 66%, ~1:1 mixture of regioisomers). TLC: $R_f \approx 0.75$ and 0.72 for **27** and **28**, respectively (4% EtOAc/hexanes). ^1H NMR of **27** (400 MHz, CDCl_3) δ 7.72–7.62 (m, 4H), 7.48–7.34 (m, 6H), 5.24 (dq, $J = 8.8, 1.6$ Hz, 1H), 4.05 (d, $J = 1.5$ Hz, 2H), 3.34 (dd, $J = 8.9, 2.3$ Hz, 1H), 2.84 (td, $J = 5.6, 2.3$ Hz, 1H), 1.74 (d, $J = 1.3$ Hz, 3H), 1.64–1.54 (m, 3H), 1.54–1.40 (m, 1H), 1.40–1.22 (m, 8H), 1.06 (s, 9H), 0.89 (t, $J = 6.7$ Hz, 3H). ^{13}C NMR (100 MHz, CDCl_3) δ 141.1, 135.50(2), 135.49, 133.5, 133.4, 129.6(2), 127.6(5), 121.2, 67.9, 60.4, 55.1, 32.2, 31.8, 29.4, 29.2, 26.8(3), 26.0, 22.6, 19.3, 14.1, 13.8. HRMS (ESI-TOF) m/z $[\text{M} + \text{Na}]^+$ calcd for $\text{C}_{29}\text{H}_{42}\text{O}_2\text{Si}$, 473.2846; found, 473.2859.

^1H NMR of **28** (400 MHz, CDCl_3) δ 7.72–7.64 (m, 4H), 7.46–7.34 (m, 6H), 5.87 (dt, $J = 15.5, 6.8$ Hz, 1H), 5.40–5.22 (m, 1H), 3.75–3.56 (m, 2H), 3.28 (d, $J = 7.9$ Hz, 1H), 2.17–1.98 (m, 2H), 1.46–1.20 (m, 13H), 1.06 (s, 9H), 0.88 (t, $J = 6.7$ Hz, 3H). ^{13}C NMR (100 MHz, CDCl_3) δ 138.1, 135.7(2), 135.6(2), 133.34, 133.30, 129.7(2), 127.67(2), 127.65(2), 124.3, 67.9, 62.6, 61.0, 32.6, 31.8, 29.11, 29.08, 29.0, 26.8(3), 22.6, 19.3, 14.5, 14.1. HRMS (ESI-TOF) m/z $[\text{M} + \text{Na}]^+$ calcd for $\text{C}_{29}\text{H}_{42}\text{O}_2\text{Si}$, 473.2846; found, 473.2846.

4-Methylhepta-2(E),4(E)-dien-1-yl Acetate (29). To a 0 °C solution of ethyl 4-methylhepta-2(E),4(E)-dienoate (**41**) (2.0 g, 11.9 mmol) in CH₂Cl₂ (50 mL) was slowly added DIBAL (28.7 mL, 1 M solution in toluene). After 1 h, the reaction was quenched using MeOH (10 mL), diluted with CH₂Cl₂ (100 mL), washed with water (2 × 50 mL) and brine (50 mL), and dried over Na₂SO₄, and all volatiles were evaporated. The residue was purified by flash chromatography to give 4-methylhepta-2(E),4(E)-dien-1-ol (1.13 g, 75%) as a colorless oil whose spectral data were in accord with literature values.^{11a}

Following the acylation procedure above, 4-methylhepta-2(E),4(E)-dien-1-ol (200 mg, 1.6 mmol) was treated with acetic anhydride (0.20 mL, 1.90 mmol) and triethylamine (0.25 mL, 1.90 mmol) in CH₂Cl₂ (10 mL) at rt for 3 h. Chromatographic purification of the crude product using 5–10% EtOAc/hexanes as eluent afforded **29** (240 mg, 91%) as a clear oil. TLC: $R_f \approx 0.5$ (7% EtOAc/hexanes). ¹H NMR (400 MHz, CDCl₃) δ 6.29 (d, $J = 15.6$ Hz, 1H), 5.62 (dt, $J = 6.8, 14.4$ Hz, 1H), 5.52 (t, $J = 7.2$ Hz, 1H), 4.59 (d, $J = 6.8$ Hz, 2H), 2.17–2.08 (m, 2H), 2.06 (s, 3H), 1.73 (s, 3H), 0.98 (t, $J = 7.2$ Hz, 3H). ¹³C NMR (100 MHz, CDCl₃) δ 171.0, 139.9, 136.4, 132.3, 119.9, 65.7, 21.2, 21.1, 14.1, 12.3; HRMS (ESI-TOF) m/z [$M + Na$]⁺ calcd for C₁₀H₁₆O₂, 191.1050; found, 191.1044.

(E)-3-(3-Ethyl-2-methyloxiran-2-yl)allyl Acetate (30). Following the general epoxidation procedure, **29** (50 mg, 0.29 mmol), MTO (4 mg, 5 mol %), pyridine (4 μ L, 12 mol %), and 30% H₂O₂ (60 μ L, 0.43 mmol) were stirred in dry CH₂Cl₂ (5 mL) at –10 °C for 14 h. Chromatographic purification of the crude product afforded the title product as a colorless oil (40 mg, 73%). TLC: $R_f \approx 0.5$ (20% EtOAc/hexanes). ¹H NMR (500 MHz, CDCl₃) δ 5.85 (dt, $J = 6.0, 15.5$ Hz, 1H), 5.62 (dd, $J = 1.0, 15.5$ Hz, 1H), 4.58 (d, $J = 6.5$ Hz, 1H), 2.78 (t, $J = 6.5$ Hz, 1H), 2.08 (s, 3H), 1.69–1.53 (m, 2H), 1.40 (s, 3H), 1.04 (t, $J = 7.5$ Hz, 3H). ¹³C NMR (125 MHz, CDCl₃) δ 171.0, 137.6, 125.5, 66.8, 64.5, 59.0, 22.2, 21.2, 15.4, 10.7. HRMS (ESI-TOF) m/z [$M + 1$]⁺ calcd for C₁₀H₁₇O₃, 185.1178; found, 185.1184.

(E)-5-Methylhexa-2,4-dien-1-yl Acetate (31). Following the acylation procedure above, (E)-5-methylhexa-2,4-dien-1-ol⁴⁸ (180 mg, 1.6 mmol) was treated with acetic anhydride (0.18 mL, 1.9 mmol) and pyridine (0.22 mL, 2.4 mmol) in CH₂Cl₂ (10 mL) at rt for 12 h. Chromatographic purification of the crude product using 10–20% EtOAc/hexanes as eluent afforded **31**⁴⁹ (210 mg, 85%) as a clear oil. TLC: $R_f \approx 0.6$ (10% EtOAc/hexanes). ¹H NMR (400 MHz, CDCl₃) δ 6.49 (dd, $J = 10.8, 14.8$ Hz, 1H), 5.82 (d, $J = 10.8$ Hz, 1H), 5.60 (dt, $J = 7.6, 15.2$ Hz, 1H), 4.58 (d, $J = 6.8$ Hz, 2H), 2.04 (s, 3H), 1.77 (s, 3H), 1.75 (s, 3H). ¹³C NMR (101 MHz, CDCl₃) δ 170.9, 137.6, 131.5, 123.9, 123.3, 65.3, 26.0, 21.0, 18.3.

(E)-3-(3,3-Dimethyloxiran-2-yl)allyl Acetate (32). Following the general epoxidation procedure, **31** (50 mg, 0.32 mmol), MTO (4 mg, 5 mol %), pyridine (3.1 μ L, 12 mol %), and 30% H₂O₂ (55 μ L, 0.48 mmol) were stirred in dry CH₂Cl₂ (4 mL) at –10 °C for 14 h. Chromatographic purification of the crude product afforded the title product as a colorless oil (43 mg, 78%). TLC: $R_f \approx 0.4$ (10% EtOAc/hexanes). ¹H NMR (500 MHz, CDCl₃) δ 5.98 (dt, $J = 6.0, 13.5$ Hz, 1H), 5.66 (dd, $J = 7.0, 15.5$ Hz, 1H), 4.60 (d, $J = 6.5$ Hz, 2H), 3.22 (d, $J = 7.5$ Hz, 1H), 2.08 (s, 3H), 1.37 (s, 3H), 1.28 (s, 3H). ¹³C NMR (125 MHz, CDCl₃) δ 170.7, 129.84, 129.75, 64.1, 63.2, 60.5, 24.7, 21.0, 18.8. HRMS (ESI-TOF) m/z [$M + 1$]⁺ calcd for C₉H₁₅O₃, 171.1022; found, 171.1018.

(E)-3-(Cyclohex-1-en-1-yl)allyl Acetate (33). Following the acylation procedure above, (E)-3-(cyclohex-1-en-1-yl)prop-2-en-1-ol⁵⁰ (880 mg, 1.6 mmol) was treated with acetic anhydride (0.78 mL, 8.30 mmol) and pyridine (1.3 mL, 8.83 mmol) in CH₂Cl₂ (10 mL) at rt for 12 h. Chromatographic purification of the crude product using 10–20% EtOAc/hexanes as eluent afforded the title compound **33** (1.1 g, 91%) as a clear oil. TLC: $R_f \approx 0.6$ (10% ethyl acetate/hexane). ¹H NMR (400 MHz, CDCl₃) δ 6.27 (d, $J = 15.6$ Hz, 1H), 5.79 (br s, 1H), 5.61 (dt, $J = 6.4, 14.4$ Hz, 1H), 4.59 (d, $J = 6.8$ Hz, 2H), 2.16–1.99 (m, 4H), 2.06 (s, 3H), 1.69–1.56 (m, 4H). ¹³C NMR (100 MHz, CDCl₃) δ 170.9, 138.5, 135.0, 131.3, 119.0, 65.7, 26.0, 24.5, 22.6, 22.5, 21.1. HRMS (ESI-TOF) m/z [$M + Na$]⁺ calcd for C₁₁H₁₆O₂Na, 203.1050; found, 203.1044.

(E)-3-(7-Oxabicyclo[4.1.0]heptan-1-yl)allyl Acetate (34). Following the general epoxidation procedure, **33** (30 mg, 0.16 mmol), MTO (2 mg, 5 mol %), pyridine (1.6 μ L, 12 mol %), and 30% H₂O₂ (29 μ L, 0.24 mmol) were stirred in dry CH₂Cl₂ (5 mL) at –10 °C for 14 h. Chromatographic purification of the crude product afforded the title product as a colorless oil (26 mg, 79%). TLC: $R_f \approx 0.6$ (20% EtOAc/hexanes). ¹H NMR (500 MHz, CDCl₃) δ 5.85 (dt, $J = 6.0, 15.5$ Hz, 1H), 5.65 (dd, $J = 1.5, 15.5$ Hz, 1H), 4.57–4.56 (m, 2H), 3.03 (t, $J = 1.5$ Hz, 1H), 2.08 (s, 3H), 1.98–1.90 (m, 4H), 1.50–1.37 (m, 2H), 1.35–1.20 (m, 2H). ¹³C NMR (125 MHz, CDCl₃) δ 171.0, 136.9, 125.4, 64.5, 61.2, 58.3, 26.7, 24.7, 21.2, 19.9, 19.8. HRMS (ESI-TOF) m/z [$M + 1$]⁺ calcd for C₁₁H₁₇O₃, 197.1178; found, 197.1172.

(E)-4-(2,6,6-Trimethylcyclohex-1-en-1-yl)but-3-en-2-yl Acetate (35). Following the acylation procedure above, (E)-4-(2,6,6-trimethylcyclohex-1-en-1-yl)but-3-en-2-ol (500 mg, 2.6 mmol) was treated with acetic anhydride (0.53 mL, 5.2 mmol) and pyridine (0.32 mL, 3.9 mmol) in CH₂Cl₂ (20 mL) at rt for 12 h. Chromatographic purification of the crude product using 5–10% EtOAc/hexanes as eluent afforded **35** (430 mg, 71%) as a clear oil whose spectral values were consistent with literature data.⁵¹ TLC: $R_f \approx 0.6$ (20% EtOAc/hexanes).

(E)-4-(2,2,6-Trimethyl-7-oxabicyclo[4.1.0]heptan-1-yl)but-3-en-2-yl Acetate (36). Following the general epoxidation procedure, **35** (50 mg, 0.20 mmol), MTO (2.2 mg, 5 mol %), pyridine (2 μ L, 12 mol %), and 30% H₂O₂ (34 μ L, 0.30 mmol) were stirred in dry CH₂Cl₂ (3 mL) at –5 °C for 24 h. Chromatographic purification of the crude product afforded the title product as a colorless oil (43 mg, 82%, ~1:1 mixture of diastereomers).⁵² TLC: $R_f \approx 0.4$ (20% EtOAc/hexanes). ¹H NMR (500 MHz, CDCl₃) δ 5.90 (d, $J = 15.4$ Hz, 1H), 5.67–5.61 (m, 1H), 5.38–5.36 (m, 1H), 2.05 (s, 3H), 1.87 (dt, $J = 15.3, 7.7$ Hz, 1H), 1.75–1.70 (m, 1H), 1.50–1.34 (m, 2H), 1.32–1.31 (m, 2H), 1.14 (s, 3H), 1.07 (s, 3H), 1.05 (s, 3H), 0.91 (s, 3H). ¹³C NMR (125 MHz, CDCl₃) δ 170.57, 170.56, 133.23, 133.17, 127.9, 71.0, 70.8, 70.5, 65.4, 65.2, 35.82, 35.81, 33.5, 30.2, 30.1, 26.0, 25.95, 25.94, 25.92, 21.63, 21.59, 21.12, 21.07, 20.9, 20.7, 17.3.

(E)-3-(3-(E-Prop-1-en-1-yl)oxiran-2-yl)allyl Acetate (38). Following the general epoxidation procedure, **37**⁵³ (100 mg, 0.60 mmol), MTO (7.5 mg, 5 mol %), pyridine (6 μ L, 12 mol %), and 30% H₂O₂ (103 μ L, 0.90 mmol) were stirred in dry CH₂Cl₂ (5 mL) at –5 °C for 12 h. Chromatographic purification of the crude product afforded the title product as a colorless oil (71 mg, 65%) and ~10% bis-epoxide that was not further characterized. TLC: $R_f \approx 0.4$ (20% EtOAc/hexanes). ¹H NMR (500 MHz, CDCl₃) δ 6.02–5.86 (m, 1H), 5.54 (dd, $J = 15.6, 7.5$ Hz, 1H), 5.25–5.13 (m, 1H), 4.57 (d, $J = 5.9$ Hz, 2H), 3.29–3.16 (m, 2H), 2.07 (s, 2H), 1.74 (d, $J = 6.6$ Hz, 3H). ¹³C NMR (126 MHz, CDCl₃) δ 170.8, 132.2, 131.4, 128.8, 127.9, 63.9, 60.6, 59.2, 21.0, 18.1. HRMS (ESI-TOF) m/z [$M + 1$]⁺ calcd for C₁₀H₁₄O₃, 183.1016; found, 183.1011.

Ethyl (E)-3-(3-Heptyloxiran-2-yl)acrylate (40). Following the general epoxidation procedure, **39**⁴⁶ (100 mg, 0.45 mmol), MTO (11 mg, 5 mol %), pyridine (8 μ L, 12 mol %), and 30% H₂O₂ (100 μ L, 0.90 mmol) were stirred in dry CH₂Cl₂ (5 mL) at –10 °C for 60 h. Chromatographic purification of the crude product afforded the title product as a colorless oil (58 mg, 64%) whose spectral data were consistent with published values.⁵⁴

Ethyl (E)-3-(3-Ethyl-2-methyloxiran-2-yl)acrylate (42). Following the general epoxidation procedure, **41**^{11a} (200 mg, 1.20 mmol), MTO (15 mg, 5 mol %), pyridine (11 μ L, 12 mol %), and 30% H₂O₂ (272 μ L, 2.4 mmol) were stirred in dry CH₂Cl₂ (10 mL) at –10 °C for 24 h. Chromatographic purification of the crude product afforded the title product as a colorless oil (210 mg, 94%) whose spectral values were consistent with literature data.^{11a} TLC: $R_f \approx 0.4$ (20% EtOAc/hexanes).

■ ASSOCIATED CONTENT

● Supporting Information

¹H and ¹³C NMR of all new compounds; HPLC chromatograms of epoxide standards, epoxides **5a/6a**; and cochromatograms of epoxide standards, epoxides **5a/6a**; and cochromatograms of epoxide standards, epoxides **5a/6a**; and cochromatograms of epoxide standards, epoxides **5a/6a**.

graphic comparisons. This material is available free of charge via the Internet at <http://pubs.acs.org>.

AUTHOR INFORMATION

Corresponding Author

*Tel: 214-648-2406. E-mail: j.falck@utsouthwestern.edu.

Notes

The authors declare no competing financial interest.

ACKNOWLEDGMENTS

Financial support was provided by the Robert A. Welch Foundation (I-0011) and USPHS NIH (GM31278, DK38226, HL034300). Prof. Mats Hamberg is thanked for sharing information regarding standards. Analyses was kindly provided by the Shimadzu Center for Advanced Analytical Chemistry at U.T.-Arlington.

REFERENCES

- (1) Oxenoids: (a) Minko, Y.; Marek, I. *Org. Biomol. Chem.* **2014**, *12*, 1535–1546. (b) Bergmeier, S. C.; Lapinsky, D. J. *Prog. Heterocycl. Chem.* **2012**, *24*, 89–113. Enzymatic: (c) Larsen, A. T.; May, E. M.; Auclair, K. J. *Am. Chem. Soc.* **2011**, *133*, 7853–7858. Dioxiranes: (d) Adam, W.; Saha-Möller, C. R.; Zhao, C.-G. *Org. React.* **2004**, *61*, 219–516. Biomimetic: (e) Aouf, C.; Durand, E.; Lecomte, J.; Figueroa-Espinoza, M.-C.; Dubreucq, E.; Fulcrand, H.; Villeneuve, P. *Green Chem.* **2014**, *16*, 1740–1754. Organocatalytic: (f) Zhu, Y.; Wang, Q.; Cornwall, R. G.; Shi, Y. *Chem. Rev.* **2014**, *114*, 8199–8256.
- (2) (a) *Aziridines and Epoxides in Organic Synthesis*; Yudin, A. K., Ed.; Wiley-VCH: Weinheim, Germany, 2006. (b) Das, B.; Damodar, K. In *Heterocycles in Natural Product Synthesis*; Majumdar, K. C., Chattopadhyay, S. K., Eds.; Wiley-VCH: Weinheim, Germany, 2011; Chapter 3, pp 63–95. (c) Muzart, J. *Eur. J. Org. Chem.* **2011**, 4717–4741. (d) Taylor, S. K. *Tetrahedron* **2000**, *56*, 1149–1163.
- (3) Marco-Contelles, J.; Molina, M. T.; Anjum, S. *Chem. Rev.* **2004**, *104*, 2857–2900.
- (4) (a) Joergensen, K. A. *Chem. Rev.* **1989**, *89*, 431–458. (b) Mizuno, N.; Yamaguchi, K.; Kamata, K. *Coord. Chem. Rev.* **2005**, *249*, 1944–1956.
- (5) He, J.; Ling, J.; Chiu, P. *Chem. Rev.* **2014**, *114*, 8037–8128.
- (6) Sheng, M. N.; Zajacek, J. G. *J. Org. Chem.* **1970**, *35*, 1839–1843.
- (7) Ledon, H. J.; Varescon, F. *Inorg. Chem.* **1984**, *23*, 2735–2737.
- (8) (a) Thomsen, D. S.; Schiott, B.; Joergensen, K. A. *J. Chem. Soc., Chem. Commun.* **1992**, 1072–1074. (b) Rasmussen, K. G.; Thomsen, D. S.; Joergensen, K. A. *J. Chem. Soc., Perkin Trans. 1* **1995**, 2009–2017.
- (9) (a) Lee, N. L.; Jacobsen, E. N. *Tetrahedron Lett.* **1991**, *32*, 6533–6536. (b) Chang, S.; Lee, N. H.; Jacobsen, E. N. *J. Org. Chem.* **1993**, *58*, 6939–6941.
- (10) Baunstark, A.; Vasquez, P. C.; Michelena-Baez, E.; Chen, H.-H. *Heterocycl. Commun.* **2012**, *18*, 75–78.
- (11) (a) Frohn, M.; Dalkiewicz, M.; Tu, Y.; Wang, Z.-X.; Shi, Y. *J. Org. Chem.* **1998**, *63*, 2948–2953. (b) Burke, C. P.; Shi, Y. *Angew. Chem., Int. Ed.* **2006**, *45*, 4475–4478.
- (12) The formation of allylic *E*- or *Z*-epoxyols via rearrangement of fatty acid hydroperoxides is an important source of autacoids. (a) Mammals: Lederer, M. O.; Schuler, A.; Ohmenhauser, M. *J. Agric. Food Chem.* **1999**, *47*, 4611–4620. (b) Plants: Kato, T.; Yamaguchi, Y.; Ohnuma, S.; Uyehara, T.; Namai, T.; Kodama, M.; Shiobara, Y. *J. Chem. Soc., Chem. Commun.* **1986**, 743–744. (c) Marine organisms: Piomelli, D.; Shapiro, E.; Zipkin, R.; Schwartz, J. H.; Feinmark, S. J. *Proc. Natl. Acad. Sci. U.S.A.* **1989**, *86*, 1721–1725.
- (13) (a) Stagonolide, D.; Vadhadiya, P. M.; Puranik, V. G.; Ramana, C. V. *J. Org. Chem.* **2012**, *77*, 2169–2175. (b) Fostriecin: Reddy, Y. K.; Falck, J. R. *Org. Lett.* **2002**, *4*, 969–971. (c) Aigilomycin, B.; Xu, L.; He, Z.; Xue, J.; Chen, X.; Wei, X. *J. Nat. Prod.* **2010**, *73*, 885–889. (d) Mueggelone: Motoyoshi, H.; Ishigami, K.; Kitahara, T. *Tetrahedron* **2001**, *57*, 3899–3908. (e) Palmerolide, A.; Lisboa, M. P.; Dudley, G. B. *Chem.—Eur. J.* **2013**, *19*, 16146–16168. (f) Hepoxilin A₃: Yu, Z.; Schneider, C.; Boeglin, W. E.; Marnett, L. J.; Brash, A. R. *Proc. Nat. Acad. Sci. U.S.A.* **2003**, *100*, 9162–9167.
- (14) Katsuki, T.; Martin, V. S. *Org. React.* **1996**, *48*, 1–300.
- (15) Zhang, W.; Basak, A.; Kosugi, Y.; Hoshino, Y.; Hisashi Yamamoto, H. *Angew. Chem., Int. Ed.* **2005**, *44*, 4389–4391.
- (16) (a) Falck, J. R.; Manna, S.; Siddhanta, A. K.; Capdevila, J.; Buynak, J. D. *Tetrahedron Lett.* **1983**, *24*, 5715–5718. (b) Falck, J. R.; Manna, S.; Capdevila, J.; Buynak, J. D. *Tetrahedron Lett.* **1983**, *24*, 5719–5720.
- (17) For an alternative approach to this class, see: Tortosa, M. *Angew. Chem., Int. Ed.* **2011**, *50*, 3950–3953. Related study: Kurashina, Y.; Kuwahara, S. *Biosci. Biotechnol. Biochem.* **2012**, *76*, 605–607.
- (18) Williams, D. E.; Sturgeon, C. M.; Roberge, M.; Andersen, R. J. *J. Am. Chem. Soc.* **2007**, *129*, 5822–5823.
- (19) Baldwin, J. E.; Davies, D. I.; Hughes, L.; Gutteridge, N. J. *J. Chem. Soc., Perkin Trans. 1* **1979**, 115–121.
- (20) (a) Rudolph, J.; Reddy, L. K.; Chiang, J. P.; Sharpless, K. B. *J. Am. Chem. Soc.* **1997**, *119*, 6189–6190. (b) Epoxidation of homoallylic alcohols: Yamazaki, S. *J. Org. Chem.* **2012**, *77*, 9884–9888.
- (21) Lane, B. S.; Burgess, K. *J. Am. Chem. Soc.* **2001**, *123*, 2933–2934.
- (22) Katsuki, T.; Sharpless, K. B. *J. Am. Chem. Soc.* **1980**, *102*, 5974–5976.
- (23) Barlan, A. U.; Basak, A.; Yamamoto, H. *Angew. Chem., Int. Ed.* **2006**, *45*, 5849–5852.
- (24) Gelalcha, F. G.; Bitterlich, B.; Anilkumar, G.; Tse, M. N.; Beller, M. *Angew. Chem., Int. Ed.* **2007**, *46*, 7293–7296.
- (25) (a) Wu, M.; Wang, B.; Wang, S.; Xia, C.; Sun, W. *Org. Lett.* **2009**, *11*, 3622–3625. (b) Maity, N. C.; Kumar Bera, P.; Ghosh, D.; Abdi, S. H. R.; Kureshy, R. L.; Khan, N.-u. H.; Bajaj, H. C.; Suresh, E. *Catal. Sci. Technol.* **2014**, *4*, 208–217.
- (26) Dubois, G.; Murphy, A.; Stack, T. D. *Org. Lett.* **2003**, *5*, 2469–2472.
- (27) (a) Catalytic system: White, M. C.; Doyle, A. G.; Jacobsen, E. N. *J. Am. Chem. Soc.* **2001**, *123*, 7194–7195. (b) BPBP ligand: Suzuki, K.; Oldenburg, P. D.; Que, L., Jr. *Angew. Chem., Int. Ed.* **2008**, *47*, 1887–1889.
- (28) A 4:1 mixture of methyl 9(R),10(S)- and methyl 9(S),10(R)-epoxy-13(S)-hydroxy-11(E)-octadecenoate was prepared enzymatically and acetylated to give **2** and **3**, respectively. Hamberg, M.; Hamberg, G. *Arch. Biochem. Biophys.* **1990**, *283*, 409–416. Additionally, an authentic sample of methyl 9(S),10(R)-epoxy-13(S)-hydroxy-11(E)-octadecenoate was purchased from Larodan Fine Chemicals AB, Malmö, Sweden. The mixture of **2** and **3** was deacetylated using K₂CO₃ in MeOH, and the structures of the C(13)-alcohols were confirmed via HPLC: Ascentis Express (Sigma-Aldrich) (15 cm × 4.6 mm, 2.7 μm), hexanes/IPA (100:1), 2 mL/min, 205 nm. Commercial methyl 9(S),10(R)-epoxy-13(S)-hydroxy-11(E)-octadecenoate and the alcohol derived from **3** had *t_R* ~ 20.5, and the alcohol derived from **2** had *t_R* ~ 18.4 min. Structure assignments of other epoxides were made by analogy or using standards prepared as noted in ref 29.
- (29) Authentic, individual diastereomeric standards were also prepared by catalytic asymmetric distal epoxidation of the corresponding 1-acyl(silyl)oxypenta-2,4-diene using a chiral Ti(salan) complex and H₂O₂: Jat, J. L.; De, S. R.; Kumar, G.; Adebesein, A. M.; Gandham, S. K.; Falck, J. R., submitted for publication.
- (30) Effect of ligands upon Re catalyzed epoxidations: van Vliet, M. C. A.; Arends, I. W. C. E.; Sheldon, R. A. *J. Chem. Soc., Perkin Trans. 1* **2000**, 377–380.
- (31) Kühn, F. E.; Zhao, J.; Herrmann, W. A. *Tetrahedron: Asymmetry* **2005**, *16*, 3469–3479.
- (32) Review of MTO reactions: Kühn, F. E.; Scherbaum, A.; Herrmann, W. A. *J. Organomet. Chem.* **2004**, *689*, 4149–4164.
- (33) (a) Adam, W.; Mitchell, C. M. *Angew. Chem., Int. Ed.* **1996**, *35*, 533–535. (b) Boehlow, T. R.; Spilling, C. D. *Tetrahedron Lett.* **1996**, *37*, 2717–2720.

- (34) Seminal, but brief, reports of diene epoxidation using MTO:
(a) Jie, M. S. F. L. K.; Lam, C. N. W.; Ho, J. C. M.; Lau, M. M. L. *Eur. J. Lipid Sci. Technol.* **2003**, *105*, 391–396. (b) Musumeci, D.; Sica, D. *Steroids* **2002**, *67*, 661–668.
- (35) Gardner, H. W.; Weisleder, D. *Lipids* **1972**, *7*, 191–193.
- (36) Kato, T.; Nakai, T.; Ishikawa, R.; Karasawa, A.; Namaib, T. *Tetrahedron: Asymmetry* **2001**, *12*, 2695–2701.
- (37) Denis, C.; Gerard, L. *Synthesis* **1993**, *4*, 377–379.
- (38) Zamora, R.; Gallardo, E.; Hidalgo, F. J. *J. Agric. Food Chem.* **2008**, *56*, 7970–7975.
- (39) Tranchepain, I.; Berre, F. L.; DurBault, A.; Merrer, Y. L.; Depezay, J. C. *Tetrahedron* **1989**, *45*, 2057–2065.
- (40) Johnson, D. V.; Griengl, H. *Tetrahedron*. **1997**, *53*, 617–624.
- (41) Kato, T.; Watanabe, T.; Hirukawa, T.; Tomita, N.; Namai, T. *Bull. Chem. Soc. Jpn.* **1996**, *69*, 1663–1666.
- (42) Piazza, G. J.; Nuñez, A.; Foglia, T. A. *Lipids* **2003**, *38*, 255–261.
- (43) Aggarwal, V. K.; Alonso, E.; Bae, L.; Hynd, G.; Lydon, K. K.; Palmer, M. J.; Patel, M.; Porcelloni, M.; Richardson, J.; Stenson, R. A.; Studley, J. R.; Vasse, J.-L.; Winn, C. L. *J. Am. Chem. Soc.* **2003**, *125*, 10926–10940.
- (44) Ma, E.; Kim, H.; Kim, E. *Steroids* **2005**, *70*, 245–250.
- (45) Ma, E.; Kim, E. *Steroids* **2007**, *72*, 360–367.
- (46) Wang, Y.; Ma, J.; Cheon, H. S.; Kishi, Y. *Angew. Chem., Int. Ed.* **2007**, *46*, 1333–1336.
- (47) Falck, J. R.; He, A.; Fukui, H.; Tsutsui, H.; Radha, A. *Angew. Chem., Int. Ed.* **2007**, *46*, 4527–4529.
- (48) DeBoef, B.; Counts, W. R.; Gilbertson, S. R. *J. Org. Chem.* **2007**, *72*, 799–804.
- (49) Takacs, J. M.; Clement, F.; Zhu, J.; Chandramouli, S. V.; Gong, X. *J. Am. Chem. Soc.* **1997**, *119*, 5804–5817.
- (50) Liu, B.; Li, K.-N.; Luo, S.-W.; Huang, J.-Z.; Pang, H.; Gong, L.-Z. *J. Am. Chem. Soc.* **2013**, *135*, 3323–3326.
- (51) Azzari, E.; Faggi, C.; Gelsomini, N.; Taddei, M. *J. Org. Chem.* **1990**, *55*, 1106–1108.
- (52) Aleu, J.; Brenna, E.; Fuganti, C.; Serra, S. *J. Chem. Soc., Perkin Trans. 1* **1999**, 271–278.
- (53) Sun, H.; Kong, R.; Zhu, D.; Lu, M.; Ji, Q.; Liew, C. W.; Lescar, J.; Zhong, G.; Liang, Z.-X. *Chem. Commun.* **2009**, *47*, 7399–7401.
- (54) Sabitha, G.; Reddy, C. S.; Srihari, P.; Yadav, J. S. *Synthesis* **2003**, *17*, 2699–2704.