

RESEARCH

Open Access

Self-report measurement of pain & symptoms in palliative care patients: a comparison of verbal, visual and hand scoring methods in Sub-Saharan Africa

David Blum^{1,2*}, Lucy E Selman², Godfrey Agupio³, Thandi Mashao⁴, Keletso Mmoledi⁵, Tony Moll⁶, Natalya Dinat⁵, Liz Gwyther⁷, Lydia Mpanga Sebuyira⁹, Barbara Ikin⁸, Julia Downing², Stein Kaasa¹, Irene J Higginson², Richard Harding² and on behalf of EURO IMPACT

Abstract

Background: Despite a high incidence of life-limiting disease, there is a deficit of palliative care outcome evidence in sub-Saharan Africa. Providers of end of life care call for appropriate measurement tools. The objective is to compare four approaches to self-report pain and symptom measurement among African palliative care patients completing the African Palliative Care Association African Palliative Outcome Scale (APCA African POS).

Methods: Patients were recruited from five services (4 in South Africa and 1 in Uganda). Research nurses cross-sectionally administered POS pain and symptom items in local languages. Both questions were scored from 0 to 5 using 4 methods: verbal rating, demonstrating the score using the hand (H), selecting a face on a visual scale (F), and indicating a point on the Jerrycan visual scale (J). H, F and J scores were correlated with verbal scores as reference using Spearman's rank and weighted Kappa. A Receiver Operating Characteristic (ROC) analysis was performed.

Results: 315 patients participated (mean age 43.5 years, 69.8% female), 71.1% were HIV positive and 35.6% had cancer, 49.2% lived in rural areas. Spearman's rank correlations for pain scores were: H: 0.879, F: 0.823, J: 0.728 (all $p < 0.001$); for symptoms H: 0.876, F: 0.808, J: 0.721 (all $p < 0.001$). Weighted Kappa for pain was H: 0.798, F: 0.719 J: 0.548 and for symptoms: H: 0.818, F: 0.718, J: 0.571. There was lower agreement between verbal and both hand and face scoring methods in the Ugandan sample. Compared to the verbal scale the accuracy of predicting high pain/symptoms was $H > F > J$ (0.96–0.89) in ROC analysis.

Conclusions: Hands and faces scoring methods correlate highly with verbal scoring. The Jerrycan method had only moderate weighted Kappa. POS scores can be reliably measured using hand or face score.

Keywords: Outcomes, Africa, Assessment, Pain, Symptoms

* Correspondence: david.blum@ntnu.no

¹European Palliative Research Center, Department of Cancer Research and Molecular Medicine NTNU, Faculty of Medicine Trondheim, Trondheim N-7491, Norway

²Department of Palliative Care, Policy, and Rehabilitation and The Cicely Saunders Institute of Palliative Care, King's College London, London, UK
Full list of author information is available at the end of the article

Introduction

In sub-Saharan Africa the incidence of life limiting diseases such as HIV and cancer presents a major clinical and public health challenge. Annually, approximately 1.2 million people die of AIDS in sub-Saharan Africa (accounting for 69% of the global HIV burden) [1] and more than 400'000 people die of cancer [2].

Palliative care for patients with progressive incurable disease and their relatives is advocated for by the World Health Organization (WHO) [3]. African providers of end of life care call for outcome measurement tools to monitor patient outcomes in clinical practice and guide clinical care [4]. In a large survey the main reason for not using outcome measures was lack of guidance and training in use of the measure and analysis of results [5]. In order to be of use, outcome measures ought to be developed and validated locally. As well as having utility in routine clinical practice, outcome measurement using validated tools is crucial to inform education, compare service models, monitor the development of palliative care, enhance its quality through clinical audit, and to ensure equity of access to good quality care [6]. Finally, they are essential in the generation of evidence, which can be considered the fifth pillar of the WHO public health palliative care strategy [7].

In order to monitor the development of palliative care, structures can be counted (e.g. numbers of hospitals) and processes quantified (e.g. referrals to a specific service); however, the most important requirement is the measurement of patient outcomes, using measures that assess if and to what extent palliative care interventions affect patients' experience of illness or quality of life [8]. In assessing symptoms and suffering it is best to ask the patients themselves, hence patient-reported outcome measures (PROMS) are essential in palliative care [9].

The Palliative Care Outcome Scale (POS) is a patient-reported outcome measurement tool originally developed in the UK which is now used worldwide [10,11]. Based on the original POS, the African Palliative Care Association African Palliative Outcome Scale (APCA African POS) has been developed with health care providers and patients. The APCA African POS has been validated across different services in Africa [12,13], is available in local languages in east and southern Africa as well as in English, and is the most commonly used palliative care outcome tool in Africa [5].

The APCA African POS consists of 10 items; seven concern the patient and three are addressed to the family carer. The first item relates to pain in the last three days. Pain was found in the validation study to be the most prevalent symptom of patients attending palliative care services in South Africa and Uganda: 87.5% of cancer patients and 82.6% HIV patients suffered from pain [14]. Symptoms in the past three days, which

are rated in the second POS item, were also highly prevalent (75.4%). In an online survey about measures in palliative care in Europe and Africa, pain was considered the most important item of the POS and symptoms the second most important [15].

In the original POS, patients report their pain or other symptoms in an ordinal scale from 0 (not at all) to 4 (overwhelming) on a paper based questionnaire. In the APCA African POS the scale was extended to 0–5, in order to use the fingers of a hand to score, a practice which was already common in clinical practice in sub-Saharan Africa. The hand scoring method allows use of the tool without paper or in situations of limited patient literacy, potential language problems or difficulty understanding the concept of a verbal rating scale. Illiteracy rates across sub-Saharan Africa range from 20% in South Africa to 60% in Uganda [16]. Illiteracy may be accompanied with innumeracy, and even in literate populations the theoretical concept of a scale cannot always be assumed to be understood. Therefore, the development of different scoring methods is an important addition for a sub-Saharan African tool, because in populations with low literacy delivering better care depends on providing communication aides [17].

To explore the utility and validity of alternative methods of scoring in this population, two further scoring methods for the APCA African POS have been developed in addition to the verbal and hand scoring methods: rating using pictures of faces, and a visual analogue rating scale using a picture of a Jerrycan. The faces scale was developed as it is widely used in paediatric medicine and may be particularly appropriate when there is difficulty comprehending the concept of a scale [18]. The Jerrycan visual analogue scale is a novel measurement scale using a picture of a familiar object commonly weighed in everyday life by many people in sub-Saharan Africa. Landmark studies in the US found that between 7 and 11% of people with acute or chronic pain were unable to complete a visual analogue scale or found it confusing [19,20], yet the utility of visual analogue scales has not been tested in an African population with serious illness.

The aim of the study is to compare these four rating methods (visual (V), hand (H), faces (F) and Jerrycan (J)) in terms of their acceptability, agreement and accuracy in predicting high scores; to determine whether these methods can be used interchangeably; and to identify which method(s) should be used in research and clinical practice in sub-Saharan African palliative care.

Methods

This study is an analysis of cross-sectional APCA African POS data from a sample of patients with cancer or HIV at five palliative care facilities in two sub-Saharan countries (Uganda and South Africa).

Procedure

The study was conducted in three non-profit palliative care services and one state service in South Africa, and one non-governmental hospice service in Uganda. Inclusion criteria were consecutive adult patients (at least 18 years old) with a cancer and/or HIV diagnosis under care with sufficient physical and cognitive ability to participate in interviews.

All information and consent sheets were translated from English into the local languages (Zulu, Xhosa, Luganda, Runyankole, Runyoro and Sotho). The translations were

undertaken in academic departments hosting the research and topic. Assessments were conducted in local languages and digitally recorded. Research nurses entered quantitative data into purpose-designed Excel spreadsheets, subsequently imported into SPSS for analysis.

After obtaining informed consent, the research staff took demographic details (age, gender, number of dependents, and Eastern Co-operative Oncology Group (ECOG) measure of functional status [21], and in a convenience sample administered cross-sectionally the first two items from the

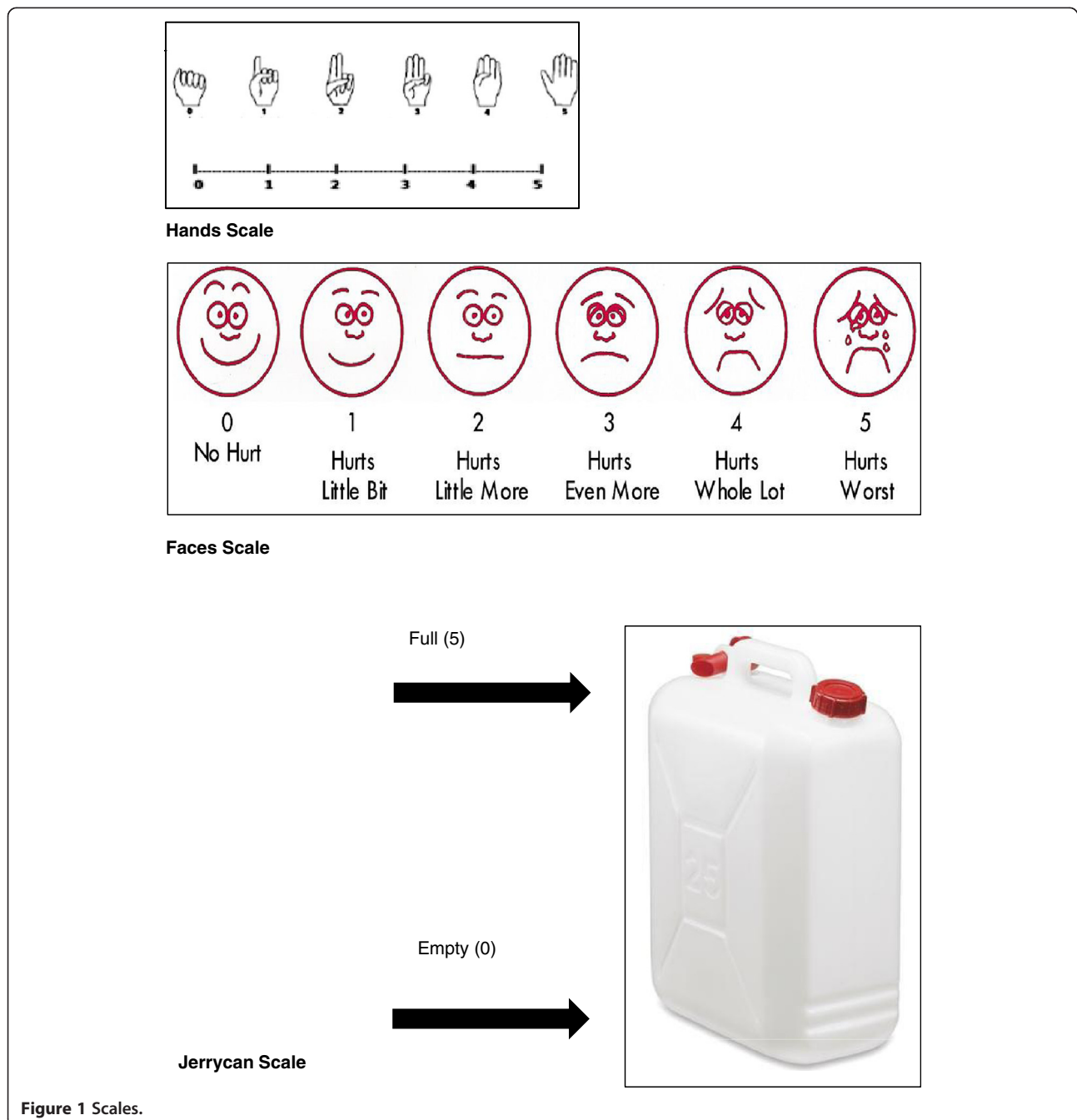


Figure 1 Scales.

APCA Africa POS: "Please tell me your pain during the last 3 days from 0 = no pain to 5 = worst pain" and "Have any other symptoms like sickness, coughing, diarrhoea or constipation been affecting how you feel in the last 3 days?" (0 = not at all to 5 = overwhelmingly).

Both questions were scored using the four methods for all patients (see Figure 1): 1) verbally; 2) demonstrating the score using the "hand scoring" method: closed fist = 0 (no problem) and open fingers = 5 (worst problem), with the fingers in-between representing the scores 1–4, 3) the faces visual scale (i.e. sad face for worst pain to happy face for no pain with 6 faces in total); and 4) the Jerrycan visual scale, which was constructed for the purpose of this study. The scale shows a picture of an empty Jerrycan with a verbal description of empty = no pain to full = overwhelming pain, with the respondent asked to indicate their pain level on the picture (Figure 1). A Jerrycan is a container for fuel or water. Many people in developing countries use Jerrycans to haul and store their drinking water, and it is therefore a part of everyday life for many people in Sub-Saharan Africa.

Ethics

Ethical approval for the ENCOMPASS study was granted by the Universities of Cape Town (128/2006), KwaZulu Natal (E025/06) and Witwatersrand (M060366); the Ugandan National Council for Science and Technology (HS143), Hospice Africa Uganda; and the Hospice Palliative Care Association of South Africa (001/06).

Analysis

The data were imported into PASW® Statistics 18 (SPSS Inc., Chicago, IL). Descriptive statistics were used to describe participants' age, gender, primary diagnosis, functional status, place of care, and time under hospice care. To examine the distribution of the scores for the four scales, the mean and standard deviations of pain and symptom scores were calculated and graphically compared. The acceptability of the four scales was assessed by determining the rate of completion. Completion rates of the different scales were compared.

To analyse agreement between the scales, the distribution of pain and symptom scores over the different scales was measured, and the correlations between the different scales was calculated. Due to the non-parametric distributions, Spearman rank correlations were performed in order to ascertain relations between the different scales. Cohen's weighted Kappa for agreement was calculated for all scales using the verbal scale as reference. Weighted Kappa was applied to account for the ordinal nature of the scales.

To examine differences between groups, the population was dichotomised by primary diagnosis (AIDS and cancer) and place of care (homecare vs. other). Differences in agreement between these subgroups in weighted Kappa were compared. In a second step the population was dichotomised by country: South Africa (4 services) and

Uganda (1 service). Differences in agreement in weighted Kappa for the four scales were analysed. To further investigate differences in scoring methods, the population was grouped by language in which the tool was completed. The groups used were: English vs. Zulu vs. Xhosa vs. Ugandan languages (Luganda, Runyankole, and Runyoro) vs. Sotho. Agreement in weighted Kappa for the four scales was compared across the five language groups.

To determine the accuracy, sensitivity and specificity of different scales in predicting high scores, pain and symptom scores were dichotomised according to severity. High pain or high symptoms were set as cases, defined as a score of 3 or more out of 5. This was considered the clinically meaningful cut-off for high pain or high symptoms by our research team.

Scores of 0–2 on the scale were grouped as non-cases. Binary logistic regression was performed and Receiver Operating Characteristic (ROC) curves were used to investigate the sensitivity, specificity and accuracy of the new scoring systems (hand, faces, Jerrycan) to detect cases (high pain or high symptoms) compared to the verbal scoring system, which acted as reference scale in this analysis. ROC curves were graphically displayed.

Results

Participant characteristics

A total of 315 participants (mean age 43.5 years, 69.8% female) were included, 71.1% had HIV, 35.6% cancer and 7% had both HIV and cancer. 49.2% resided in a rural area and the majority (71%) was cared for at home. Detailed demographics are displayed in Table 1.

Each of the 5 sites recruited between 60 and 70 patients. The language the assessments were conducted in were Zulu (n = 144, 48.9%), English (n = 86, 27.3%), Xhosa (n = 27, 8.6%), Runyoro (n = 21, 6.7%), Sesotho (n = 11, 3.5%), Luganda, (n = 8, 2.5%) and Runyankole (n = 8, 2.5%). Patient and researcher fluency was 100% in the language in which the interview was conducted.

Comparison of POS scoring systems: The mean pain score was 3.07 (SD 1.54) for the verbal scale, 3.03 (SD 1.55) for the hand scale, 2.86 (SD 1.56) for the faces scale and 2.58 (SD 1.69) for the Jerrycan scale.

The mean symptom score was 3.05 (SD 1.51) for the verbal scale, 2.97 (SD 1.50) for the hand scale, 2.90 (SD 1.50) for the faces scale and 2.66 (SD 1.67) for the Jerrycan scale.

The distribution of scores over the different scales is displayed in Figure 2.

The graph plots demonstrate that the hand, faces and Jerrycan scores diverge at the extremes of the scales and fit more closely through mid-intervals and that the verbal and hand scale scores were most closely related.

In terms of acceptability, one patient found the verbal scale difficult to use to rate pain, and one could not use the Jerrycan scale to assess pain. In assessing symptoms, one patient found both the verbal and hand scales difficult

Table 1 Sample characteristics (N = 315)

Age (years)	Mean 43.47, SD 15.459, Range 20–88	
Gender	Male 30.2% (n = 95)	Female 69.8% (n = 220)
Cancer	Yes 35.6% (n = 112)	No 64.4% (n = 203)
HIV	Yes 71.1% (n = 224)	No 28.9% (n = 91)
CA & HIV	Yes 7.0% (n = 22)	No 93.0% (n = 293)
Functional status (Zubrod)	0 Fully active 21% (n = 66) 1 Restricted 27% (n = 85) 2 Ambulatory 20% (n = 63) 3 Limited self-care 25.7% (n = 81) 4 Completely disabled 6.3% (n = 20)	
Children	Yes 74.9% (n = 236)	No 25.1% (n = 79)
No. of children	Mean 2.99, SD 2.263, Range 1–11,	
Location of home	Urban 30.5% (n = 96) Peril-urban 20.3% (n = 64) Rural 49.2% (n = 155)	
Place of care	Homecare 71.1% (n = 225) Other 28.9% (n = 90) Inpatient 16.8% (n = 53), Outpatient 7.3% (n = 23) Day care 4.4% (n = 14)	
Weeks under hospice (days)	Mean 51.16, Median 19.00 SD 76.11. Range 0–488	

to use, two patients found the faces scale hard to use and three patients found the Jerrycan scale hard to use.

With respect to agreement, pain scale scores correlated significantly, with a correlation coefficient between 0.88 and 0.73 for non-parametric distribution ($p < 0.001$). Symptom scale scores also correlated significantly, with correlation coefficients between 0.88 and 0.72 ($p < 0.001$). Correlations are displayed in Table 2.

Weighted Kappa for pain score agreement with the verbal scale was as follows: 0.80 for the hand scale, 0.72 for the faces scale and 0.55 for the Jerrycan scale. For symptom score, agreement with the verbal scale was 0.82 for the hand scale, 0.71 for the faces scale and 0.57 for the Jerrycan scale.

The order of agreement (higher agreement for hand scale than faces scale, faces greater than Jerrycan scale) was consistent in the subgroups HIV and cancer. When comparing home care patients vs. other, the same results were found (hand scale > faces scale > Jerrycan scale) (Data not shown). There was less agreement of the hand scale with the verbal scale in Uganda than in South Africa (Table 3).

When analysed by language, the order of agreement (i.e. greatest for hand, hand greater than faces, faces great than Jerrycan) was congruent for all languages except for the Ugandan languages, in which there was less agreement for the faces scale than for the Jerrycan scale for both pain and symptoms. Overall agreement between the scales was lowest in the Ugandan language group when compared with the other language groups (Table 4).

Compared to the verbal scale, the accuracy of the other three scales of predicting high pain cases was as follows: 0.96 for the hand scale, 0.94 for the faces scale and 0.91 for the Jerrycan scale in Receiver

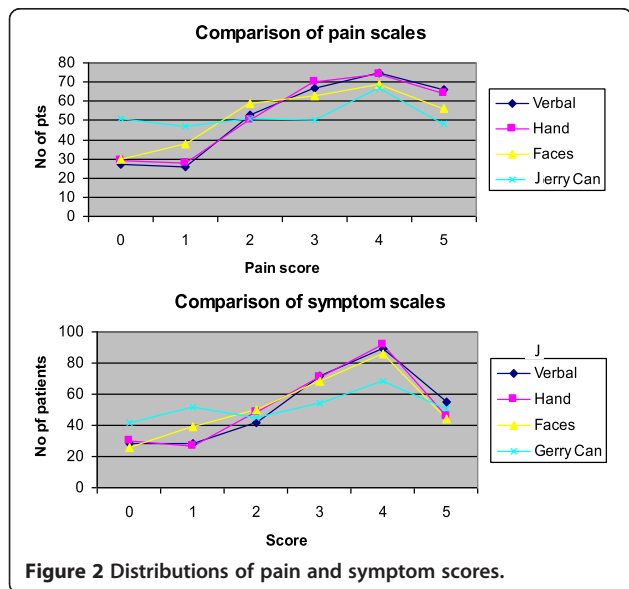


Figure 2 Distributions of pain and symptom scores.

Table 2 Spearman rank correlations between different scales

		Pain verbal scale	Pain hand scale	Pain faces scale	Pain Jerrycan scale
Pain verbal scale	r	1	0.88	0.82	0.73
	p		0.001*	0.001*	0.001*
	N	314	314	314	313
Pain hand scale	r	0.88	1	0.85	0.76
	p	0.001*		0.001*	0.001*
	N	314	315	315	314
Pain faces scale	r	0.82	0.85	1	0.79
	p	0.001*	0.001*		0.001*
	N	314	315	315	314
Pain Jerrycan scale	r	0.73	0.76	0.79	1
	p	0.001*	0.001*	0.001*	
	N	313	314	314	314
		Symptom verbal scale	Symptom hand scale	Symptom faces scale	Symptom Jerrycan scale
Symptom verbal scale	r	1	0.88	0.81	0.72
	p		0.001*	0.001*	0.001*
	N	314	314	313	312
Symptom hand scale	r	0.88	1	0.85	0.77
	p	0.001*		0.001*	0.001*
	N	314	314	313	312
Symptom faces scale	r	0.81	0.85	1	0.82
	p	0.001*	0.001*	0	0.001*
	N	313	313	313	311
Symptom Jerrycan scale	r	0.72	0.77	0.86	1
	p	0.001*	0.001*	0.001*	
	N	312	312	311	312

*Correlation is significant at $p < 0.001$.

Operating Characteristics (ROC). The accuracy of predicting high symptoms was 0.96 for the hand scale, 0.93 for the faces scale and 0.89 for the Jerrycan scale. The specific ROC Curves are displayed in Figure 3.

Table 3 Subgroups: Countries Scales Agreement weighted Kappa

Pain			
KAPPA	Hand scale (n=)	Face scale (n=)	Jerrycan scale (n=)
Uganda	0.62 (69)	0.54 (69)	0.44 (69)
South Africa	0.83 (245)	0.75 (245)	0.57 (244)
Missing	(1)	(1)	(2)
Symptoms			
UGANDA	0.71 (69)	0.56 (69)	0.56 (69)
South Africa	0.84 (245)	0.74 (244)	0.57 (243)
Missing	(1)	(2)	(3)

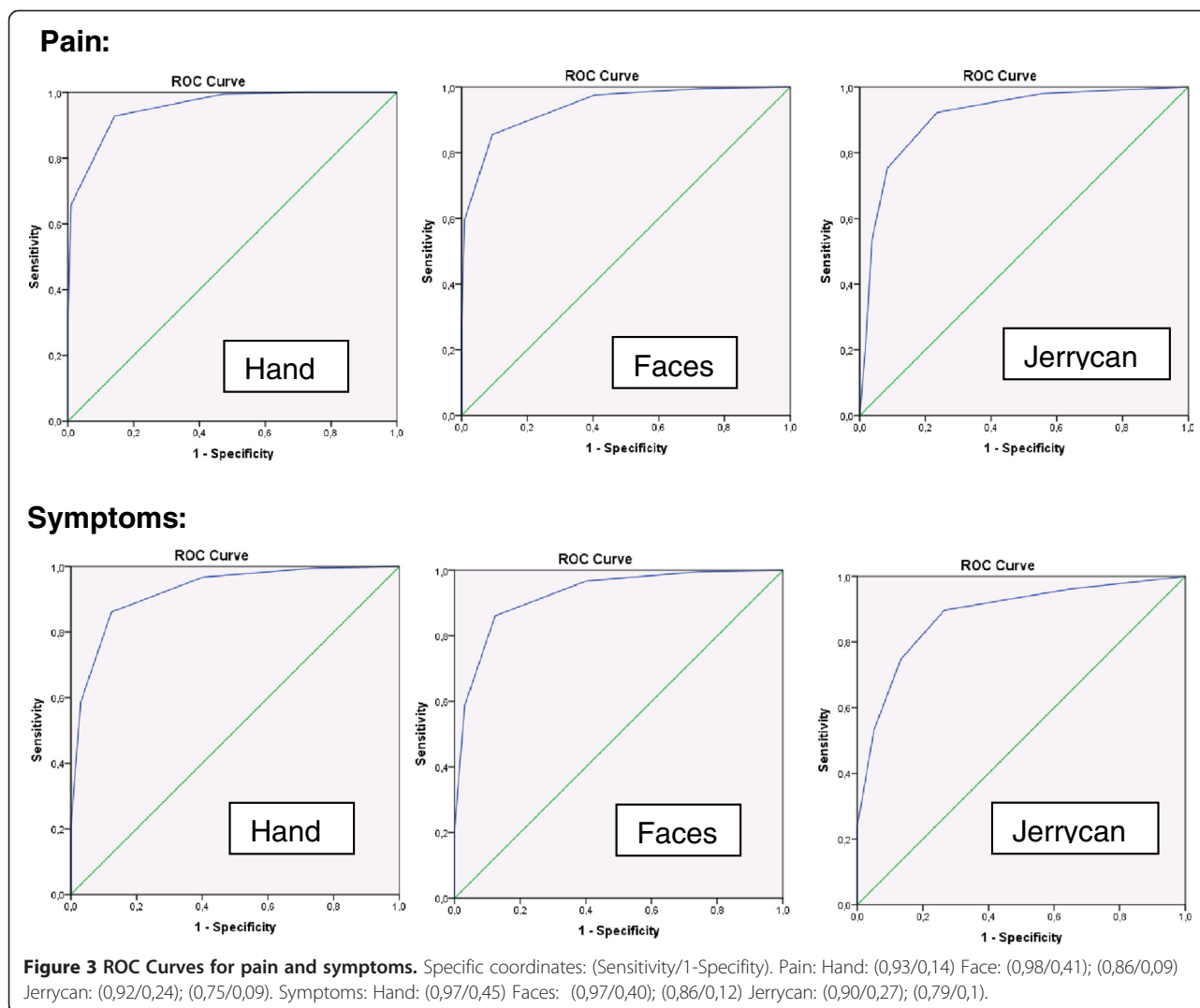
Table 4 Subgroups: Language Scales Agreement weighted Kappa

Pain			
KAPPA	Hand scale (n=)	Face scale (n=)	Jerrycan scale (n=)
English	0.76 (86)	0.66 (86)	0.40 (86)
isiZulu	0.84 (153)	0.78 (153)	0.60 (153)
isiXhosa	0.77 (27)	0.65 (27)	0.44 (26)
Ugandan	0.57 (37)	0.44 (37)	0.50 (37)
SeSotho	1 (11)	0.73 (11)	0.83 (11)
Missing	(1)	(1)	(2)
Symptoms			
KAPPA	Hand scale (n=)	Face scale (n=)	Jerrycan scale (n=)
English	0.82 (86)	0.64 (86)	0.43 (85)
isiZulu	0.80 (153)	0.73 (152)	0.59 (153)
isiXhosa	0.85 (27)	0.77 (27)	0.61 (26)
Uganda	0.754 (37)	0.55 (37)	0.65 (37)
SeSotho	1 (11)	0.82 (11)	0.68 (11)
Missing	(1)	(2)	(3)

Discussion

In this study, the first to compare scoring methods among sub-Saharan African palliative care patients, the hand and faces scale scores were highly correlated with verbal scores when measuring pain and symptoms. The Jerrycan scale had a high correlation but only moderate weighted Kappa when compared to the verbal scale.

Overall it is encouraging that the verbal, hand and faces scale were found to be well correlated and with high weighted Kappa values, as these are the methods for pain and symptom measurement that are currently most commonly used in African clinical and research practice. Patients completed almost all measurements; the hardest to complete was the Jerrycan scale, which 3 out of 315 patients (1%) found difficult to use to rate pain or symptoms. The results show that the hand scoring method is an acceptable and accurate scoring method compared to the verbal scoring system when administering the APCA African POS. The Jerrycan scale, which was designed for this study, was found to be the least well correlated with the verbal scale. This may be because the Jerrycan is not a calibrated measure and is different from the other scoring systems in this respect. The Jerrycan scale also does not seem to be as sensitive to detect pain as the other scales. An improvement to the Jerrycan scale as used here may be to have calibrations on the diagram or to use alternative pictures of Jerrycans of different fullness. An advantage of the hand scale could be the fact that numbers are universal in languages. Patients could be taught the assessment in their native language at first assessment, and assessed by the hand method afterwards by non-native speakers.



In the subgroup analyses the order of agreement was the same as in the whole population, except for the relatively poor agreement of the hand and faces scale with the verbal scale in Uganda. This could possibly be due to the higher illiteracy rate in Uganda (>30%) compared to South Africa (<10%), which might be accompanied with more difficulties in understanding the theoretical concept of a numerical scale.

Overall, the scales were accurate in predicting high pain compared to the verbal scale, with the hand scale (96%) more accurate than the faces scale (94%), which was more accurate than the Jerrycan (91%). This was similar for symptoms (96% vs. 93% vs. 89% respectively).

A recent systematic review examining the rating of pain intensity in adults found that numerical rating scale had better compliance in 15 out of 19 studies. Numerical rating scales were recommended in 11 of the 19 studies due to higher compliance rates, better responsiveness

and ease of use, and good applicability [22]. However, a recent study in a rural Indian population, which specifically compared post-operative pain numerical rating scales and visual analogue scales in literate and illiterate populations, found no significant differences. The authors conclude that the scales can be applied interchangeably irrespective of literacy status [23]. The faces pain scale was the preferred scale in older minority adults in America, but showed lower correlations to other scales such as verbal descriptor scales, numeric rating scale or a pain thermometer, which suggests faces scales might measure a broader construct incorporating pain [24]. A study in Kenya including 15 Swahili speaking patients applying cognitive interviews showed good comprehension of numerical rating scale and faces pain scale, but a likewise clear 14:1 preference for the faces scale [25]. In this context of findings from the current study, this implies that numerical or verbal scales are most appropriate but alternative scales may be used as communication aid.

There are several limitations to our study. First, the recruitment of a convenience sample might have resulted in a bias towards higher completion rate and agreement. Second, due to procedural reasons the scales were always completed in the same order, namely number scale, hand scale, face scale and finally Jerrycan scale. This may have affected the answers given by patients; for example, patients may have calibrated their answers to the previous answer given, resulting in artificially high correlation levels, or may have lost concentration when asked the same question repeatedly, which could explain the decrease in agreement along the order of the scales. Furthermore, there was no direct measurement of literacy/illiteracy. The deduction from geographical location of the services or the language of administration is only a proxy; direct assessment of literacy is important in future research.

Conclusion

APCA African POS scores for pain and symptoms can be reliably measured by hand scores for patients in sub-Saharan Africa compared to standard verbal measurement. The faces scale is an additional alternative with high validity. Further research is required to understand how literacy levels and linguistic and cultural differences may affect rating methods in this population.

Competing interests

The authors declare that they have no competing interests.

Authors' contributions

This study has been very much a collaborative programme of research with full participation from academics and clinicians in our partner African clinical settings. In line with our approach to partnering research in Africa, we have included all colleagues who made a substantive contribution. DB conducted data analysis and wrote the paper. RH and LS designed the study, contributed to data analysis and wrote and approved the final draft of the paper. GA collected data for the study and reviewed the paper. ND acted as Principal Investigator at one of the participating sites and managed the research nurse. As an African Palliative Care Association representative, JD reviewed the paper. LG was Principal Investigator at one of the participating sites, managed the research nurse and reviewed the paper. TM collected data for the study and reviewed the paper. KM collected data for the study and reviewed the paper. TM served as Principal Investigator at one of the participating sites, managed the research nurse and reviewed the paper. LMS was Principal Investigator at one of the participating sites, managed the research nurse and reviewed the paper. BI was Principal Investigator at one of the participating sites, managed the research nurse and reviewed the paper. SK reviewed the paper. IJH helped seek funding for the study, contributed to study design and reviewed the paper. All authors have read and approved the final manuscript.

Acknowledgments

We would like to thank everyone that participated in this study especially the patients and their families and the BIG Lottery Fund UK for funding this project.

Collaborators

Van den Block Lieve^a, Meeussen Koen^a, Brearley Sarah^e, Caraceni Augusto^g, Cohen Joachim^a, Costantini Massimo^h, Francke Anneke^b, Harding Richard^{cd}, Higginson Irene J^{cd}, Kaasa Stein^f, Linden Karen^k, Miccinesi Guidoⁱ, Onwuteaka-Philipsen Bregje^b, Pardon Koen^a, Pasman Roeline^b, Pautex Sophie^j, Payne Sheila^e, Deliens Luc^{ab}
EURO IMPACT, European Intersectoral and Multidisciplinary Palliative Care Research Training, is funded by the European Union Seventh Framework

Programme (FP7/2007-2013, under grant agreement n° [264697]). EURO IMPACT aims to develop a multidisciplinary, multi-professional and inter-sectorial educational and research training framework for palliative care research in Europe. EURO IMPACT is coordinated by Prof Luc Deliens and Prof Lieve Van den Block of the End-of-Life Care Research Group, Ghent University & Vrije Universiteit Brussel, Brussels, Belgium a. Other partners are: VU University Medical Center, EMGO Institute for health and care research, Amsterdam, the Netherlands b; King's College London, Cicely Saunders Institute, London c, Cicely Saunders International, London d, and International Observatory on End-of-Life Care, Lancaster University, Lancaster, United Kingdom e; Norwegian University of Science and Technology, and EAPC Research Network g, Trondheim, Norway; Regional Palliative Care Network, IRCCS AOU San Martino-IST, Genoa h, and Cancer Research and Prevention Institute, Florence, Italy i; EUGMS European Union Geriatric Medicine Society, Geneva, Switzerland j; Springer Science and Business Media, Houten, the Netherlands.

Author details

¹European Palliative Research Center, Department of Cancer Research and Molecular Medicine NTNU, Faculty of Medicine Trondheim, Trondheim N-7491, Norway. ²Department of Palliative Care, Policy, and Rehabilitation and The Cicely Saunders Institute of Palliative Care, King's College London, London, UK. ³Hospice Africa Uganda, Kampala, Uganda. ⁴Palliative Medicine Unit, University of Cape Town, Cape Town, South Africa. ⁵Division of Palliative Care, Department of Internal Medicine, University of the Witwatersrand, Johannesburg, South Africa. ⁶Philanjalo Hospice, KwaZulu Natal, South Africa. ⁷Hospice Palliative Care Association of South Africa, Cape Town, South Africa. ⁸South Coast Hospice, KwaZulu Natal, South Africa. ⁹Infectious Diseases Institute, College of Health Sciences, Makerere University, Kampala, Uganda.

Received: 23 October 2013 Accepted: 17 July 2014

Published: 2 August 2014

References

1. Joint United Nations Programme on HIV/AIDS. [http://www.unaids.org/en/media/unaids/contentassets/documents/epidemiology/2012/gr2012/2012_FS_regional_ssa_en.pdf] Accessed June 17, 2013.
2. Globocan-Project. [http://globocan.iarc.fr/Pages/fact_sheets_cancer.aspx] Accessed June 17, 2013.
3. Harding R, Higginson IJ: **Palliative care in sub-Saharan Africa.** *Lancet* 2005, **365**:1971–1977.
4. Harding R, Stewart K, Marconi K, O'Neill JF, Higginson IJ: **Current HIV/AIDS end-of-life care in sub-Saharan Africa: a survey of models, services, challenges and priorities.** *BMC Public Health* 2003, **3**:33.
5. Downing J, Simon ST, Mwangi-Powell FN, Benalia H, Daveson BA, Higginson IJ, Harding R, Bausewein C: **Outcomes 'out of Africa': the selection and implementation of outcome measures for palliative care in Africa.** *BMC Palliat Care* 2012, **11**:1.
6. Dawson J, Doll H, Fitzpatrick R, Jenkinson C, Carr AJ: **The routine use of patient reported outcome measures in healthcare settings.** *BMJ* 2010, **340**:c186.
7. Harding R, Selman L, Powell RA, Namisango E, Downing J, Merriman A, Ali Z, Gikaara N, Gwyther L, Higginson I: **Research into palliative care in sub-Saharan Africa.** *Lancet Oncol* 2013, **14**:e183–e188.
8. Bausewein C, Simon ST, Benalia H, Downing J, Mwangi-Powell FN, Daveson BA, Harding R, Higginson IJ: **Implementing patient reported outcome measures (PROMs) in palliative care—users' cry for help.** *Health Qual Life Outcomes* 2011, **9**:27.
9. Simon ST, Higginson IJ, Harding R, Daveson BA, Gysels M, Deliens L, Echteld MA, Radbruch L, Toscani F, Krzyzanowski DM, Krzyzanowski DM, Costantini M, Downing J, Ferreira PL, Benalia A, Bausewein C, PRISMA: **Enhancing patient-reported outcome measurement in research and practice of palliative and end-of-life care.** *Support Care Cancer* 2012, **20**:1573–1578.
10. Bausewein C, Le Grice C, Simon S, Higginson I: **The use of two common palliative outcome measures in clinical care and research: a systematic review of POS and STAS.** *Palliat Med* 2011, **25**:304–313.
11. Hearn J, Higginson IJ: **Development and validation of a core outcome measure for palliative care: the palliative care outcome scale.** *Palliative Care Core Audit Project Advisory Group.* *Qual Health Care* 1999, **8**:219–227.
12. Harding R, Selman L, Agupio G, Dinat N, Downing J, Gwyther L, Mashao T, Mmoleli K, Moll T, Sebuyira LM, Ikin B, Harding R: **Validation of a core**

- outcome measure for palliative care in Africa: the APCA African Palliative Outcome Scale. *Health Qual Life Outcomes* 2010, **8**:10.
13. Powell RA, Downing J, Harding R, Mwangi-Powell F, Connor S: **Development of the APCA African Palliative Outcome Scale.** *J Pain Symptom Manage* 2007, **33**:229–232.
 14. Harding R, Selman L, Agupio G, Dinat N, Downing J, Gwyther L, Mashao T, Mmoledi K, Sebuyira LM, Ikin B, Higginson IJ: **The prevalence and burden of symptoms amongst cancer patients attending palliative care in two African countries.** *Eur J Cancer* 2011, **47**:51–56.
 15. Higginson IJ, Simon ST, Benalia H, Downing J, Daveson BA, Harding R, Bausewein C: **Which questions of two commonly used multidimensional palliative care patient reported outcome measures are most useful? Results from the European and African PRISMA survey.** *BMJ Support Palliat Care* 2012, **2**:36–42.
 16. *Human Development Report 2009.* United Nations Development Programme; http://hdr.undp.org/sites/default/files/reports/269/hdr_2009_en_complete.pdf Page 170-171 Accessed June 17. 2013.
 17. Easton P, Entwistle VA, Williams B: **How the stigma of low literacy can impair patient-professional spoken interactions and affect health: insights from a qualitative investigation.** *BMC Health Serv Res* 2013, **13**:319.
 18. Chambers CT, Giesbrecht K, Craig KD, Bennett SM, Huntsman E: **A comparison of faces scales for the measurement of pediatric pain: children's and parents' ratings.** *Pain* 1999, **83**:25–35.
 19. Kremer E, Atkinson JH, Ignelzi RJ: **Measurement of pain: patient preference does not confound pain measurement.** *Pain* 1981, **10**:241–248.
 20. Revill SI, Robinson JO, Rosen M, Hogg MI: **The reliability of a linear analogue for evaluating pain.** *Anaesthesia* 1976, **31**:1191–1198.
 21. Oken MM, Creech RH, Tormey DC, Horton J, Davis TE, McFadden ET, Carbone PP: **Toxicity and response criteria of the Eastern Cooperative Oncology Group.** *Am J Clin Oncol* 1982, **5**:649–655.
 22. Hjermstad MJ, Fayers PM, Haugen DF, Caraceni A, Hanks GW, Loge JH, Fainsinger R, Aass N, Kaasa S: **Studies comparing numerical rating scales, verbal rating scales, and visual analogue scales for assessment of pain intensity in adults: a systematic literature review.** *J Pain Symptom Manage* 2011, **41**:1073–1093.
 23. Mudgalkar N, Bele SD, Valsangkar S, Bodhare TN, Gorre M: **Utility of numerical and visual analog scales for evaluating the post-operative pain in rural patients.** *Indian J Anaesth* 2012, **56**:553–557.
 24. Ware LJ, Epps CD, Herr K, Packard A: **Evaluation of the revised faces pain scale, verbal descriptor scale, numeric rating scale, and lowa pain thermometer in older minority adults.** *Pain Manag Nurs* 2006, **7**:117–125.
 25. Huang KT, Owino C, Vreeman RC, Hagembe M, Njuguna F, Strother RM, Gramelspacher GP: **Assessment of the face validity of two pain scales in Kenya: a validation study using cognitive interviewing.** *BMC Palliat Care* 2012, **11**:5.

doi:10.1186/s12955-014-0118-z

Cite this article as: Blum et al.: Self-report measurement of pain & symptoms in palliative care patients: a comparison of verbal, visual and hand scoring methods in Sub-Saharan Africa. *Health and Quality of Life Outcomes* 2014 **12**:118.

Submit your next manuscript to BioMed Central and take full advantage of:

- Convenient online submission
- Thorough peer review
- No space constraints or color figure charges
- Immediate publication on acceptance
- Inclusion in PubMed, CAS, Scopus and Google Scholar
- Research which is freely available for redistribution

Submit your manuscript at
www.biomedcentral.com/submit

