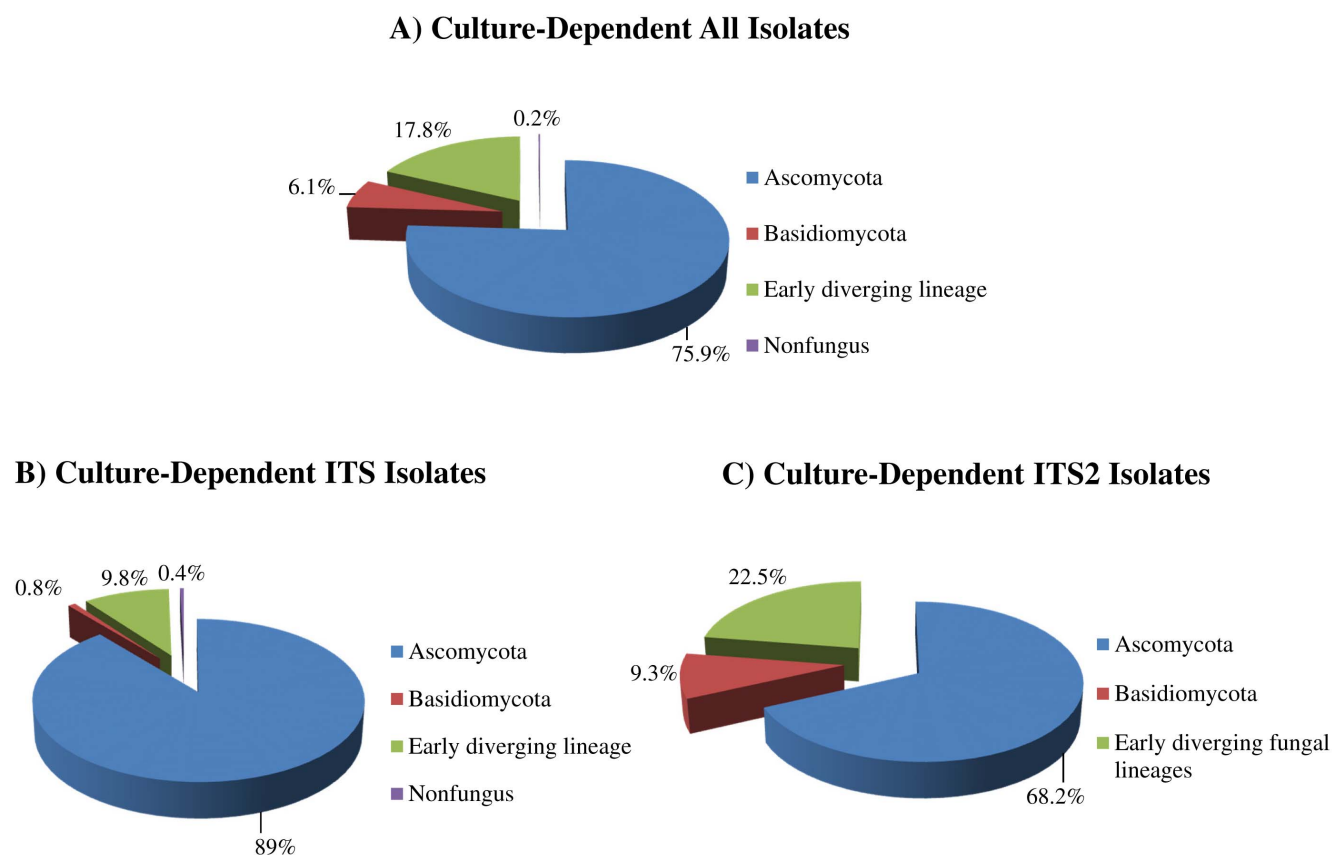


## Correction

# Correction: Mycobiome of the Bat White Nose Syndrome Affected Caves and Mines Reveals Diversity of Fungi and Local Adaptation by the Fungal Pathogen *Pseudogymnoascus (Geomyces) destructans*

The PLOS ONE Staff

Figures 1 and 3 are incorrect. Please view the corrected Figures 1 and 3, as well as the corrected corresponding figure legends, here.



**Figure 1. Fungal isolates recovered by culture-dependent methods.** (A) Relative distribution of all cultures according to different fungal phyla; (B) Relative distribution of isolates identified by homologies to ITS sequences; (C) Relative distribution of isolates identified by homologies to ITS2 sequences.

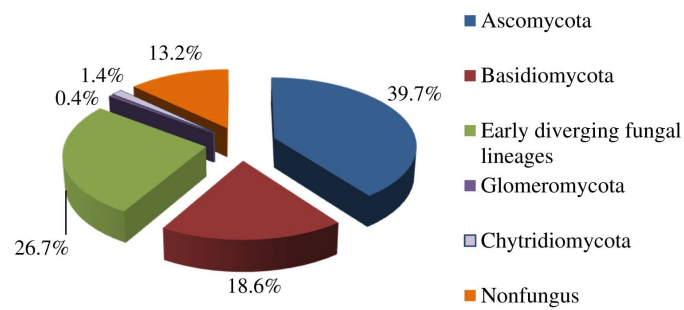
doi:10.1371/journal.pone.0108714.g001

**Citation:** The PLOS ONE Staff (2014) Correction: Mycobiome of the Bat White Nose Syndrome Affected Caves and Mines Reveals Diversity of Fungi and Local Adaptation by the Fungal Pathogen *Pseudogymnoascus (Geomyces) destructans*. PLoS ONE 9(12): e116149. doi:10.1371/journal.pone.0116149

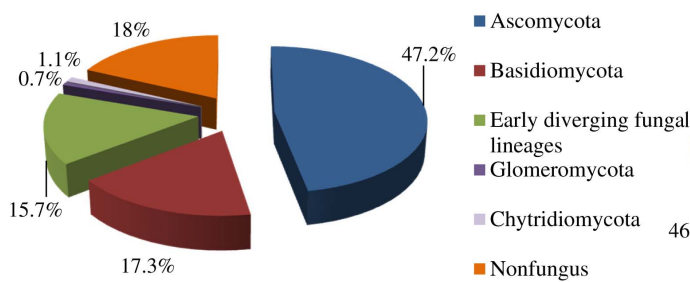
**Published:** December 16, 2014

**Copyright:** © 2014 The PLOS ONE Staff. This is an open-access article distributed under the terms of the Creative Commons Attribution License, which permits unrestricted use, distribution, and reproduction in any medium, provided the original author and source are credited.

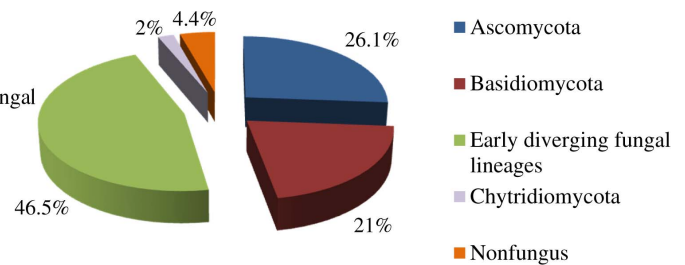
### A) Culture-Independent All Clones



### B) Culture-Independent LSU Clones



### C) Culture-Independent ITS Clones



**Figure 3. Phyla distribution in culture-independent (CI) clones:** A) Relative proportions of different phyla of all clones; B) Relative proportions of different phyla of LSU clones; C) Relative proportions of different phyla of ITS clones.  
doi:10.1371/journal.pone.0108714.g003

### Reference

- Zhang T, Victor TR, Rajkumar SS, Li X, Okoniewski JC, et al. (2014) Mycobiome of the Bat White Nose Syndrome Affected Caves and Mines Reveals Diversity of Fungi and Local Adaptation by the Fungal Pathogen *Pseudogymnoascus(Geomyces) destructans*. PLoS ONE 9(9): e108714. doi:10.1371/journal.pone.0108714