

Enantioselective Selenocyclization via Dynamic Kinetic Resolution of Seleniranium Ions by Hydrogen-Bond Donor Catalysts

Hu Zhang, Song Lin, and Eric N. Jacobsen*

Department of Chemistry & Chemical Biology, Harvard University, Cambridge, Massachusetts 02138, United States

S Supporting Information

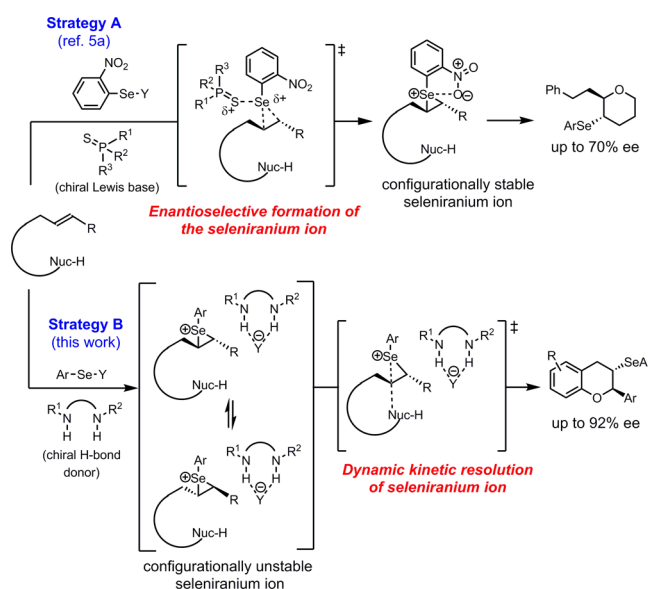
ABSTRACT: Highly enantioselective selenocyclization reactions are promoted by the combination of a new chiral squaramide catalyst, a mineral acid, and an achiral Lewis base. Mechanistic studies reveal that the enantioselectivity originates from the dynamic kinetic resolution of seleniranium ions through anion-binding catalysis.

Anion-binding catalysis by dual hydrogen-bond donors such as ureas and thioureas has been demonstrated as a powerful strategy for the development of highly enantioselective transformations involving cationic intermediates.¹ The approach has been applied successfully to reactions involving an assortment of prochiral electrophiles, such as iminium ions, oxocarbenium ions, carbenium ions, and episulfonium ions.² In these reactions, the dual hydrogen-bond donors have been shown to bind to the counterion of a prochiral electrophile and remain associated intimately enough with the cationic intermediate to induce high enantioselectivity in subsequent nucleophilic additions. We sought to explore the application of this principle to a stereochemically labile reactive substrate or intermediate, such that a racemic mixture of chiral cationic electrophiles might also be converted into highly enantio-enriched products through anion-binding catalysis. Here, we demonstrate the application of this dynamic kinetic resolution strategy in the development of a highly enantioselective selenoetherification reaction.

Selenofunctionalization of alkenes proceeds via reaction of a π system with an electrophilic selenium source to generate a seleniranium ion, followed by nucleophilic ring opening.³ The resulting selenide product can be elaborated in a variety of synthetically useful transformations including oxidative elimination and radical substitution reactions. However, the development of catalytic, enantioselective variants of the selenofunctionalization reaction remains a challenge that is largely unmet.^{4,5} A principal difficulty lies in the configurational instability of seleniranium ions, as any enantioenrichment in seleniranium formation can be degraded prior to nucleophilic ring opening.^{5a,6} This problem was addressed by Denmark and co-workers through the design of an electrophilic selenium reagent that slows down the racemization pathway to a significant extent. By this strategy, a moderately enantioselective chiral Lewis base-catalyzed asymmetric selenoetherification reaction was devised that proceeds via ee-determining formation of the seleniranium ion (Scheme 1, Strategy A).^{5a} The modest asymmetric induction is proposed to partly arise

from incomplete suppression of the configurational scrambling of the seleniranium intermediate.

Scheme 1. Two Strategies for the Development of Enantioselective Selenofunctionalization Reactions

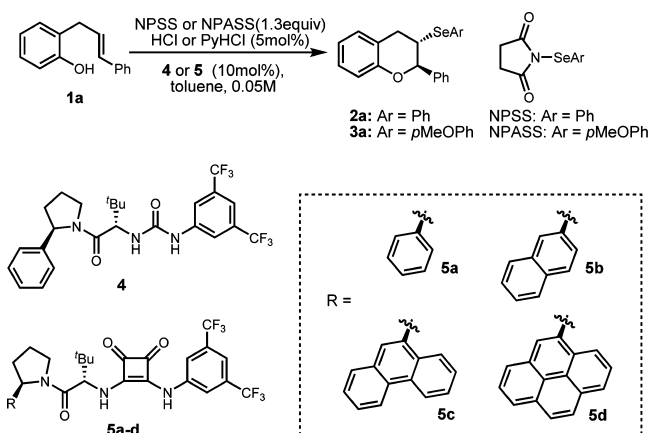


On the basis of these mechanistic insights, we sought to develop a highly enantioselective selenofunctionalization that takes advantage of rapid seleniranium racemization by means of the aforementioned dynamic kinetic resolution strategy. Through intimate association of an anion-bound chiral hydrogen-bond donor with the seleniranium ion, nucleophilic ring-opening of the two enantiomers of the electrophile could be accelerated to different extents, thereby allowing asymmetric induction to be achieved (Scheme 1, Strategy B).

We chose *o*-allyl-substituted phenol **1a** as the model substrate, which could undergo intramolecular selenoetherification to construct a chroman-type product with two contiguous stereogenic centers. A survey of chiral H-bond donor catalysts and reaction conditions led to the observation that urea **4** promoted the formation of **2a** with 33% ee and near-quantitative yield in the presence of *N*-phenylselenyl succinimide (NPSS) as the selenium donor and hydrogen chloride as a co-catalyst (Table 1, entry 1). Acid is required to

Received: October 7, 2014

Published: November 7, 2014

Table 1. Reaction Optimization^a

entry	[Se]	acid	cat.	temp (°C)	time (h)	yield (%) ^b	ee (%) ^c
1	NPSS	HCl	4	rt	0.5	92	33(11 ^d)
2	NPSS	PyHCl	4	rt	2	85	36(36 ^d)
3	NPSS	PyHCl	5a	rt	2	82	46
4	NPSS	PyHCl	5b	rt	2	82	60
5	NPSS	PyHCl	5c	rt	2	88	64
6	NPSS	PyHCl	5d	rt	2	84	67
7	NPSS	PyHCl	5d	-30	48	67	72
8	NPSS	PyHCl	5d	-45	48	<5	nd
9 ^e	NPSS	PyHCl	5d	-45	48	89	84
10 ^e	NPASS	PyHCl	5d	-45	48	85	87
11 ^e	NPASS	PyHCl	5d	-35	48	85	88
12 ^e	NPASS	HCl	5d	-35	48	87	88

^aReactions conducted on 0.1 mmol scale. ^bIsolated yield of purified product. ^cEnantiomeric excess determined by HPLC analysis on commercial chiral columns. ^dee after 12 h. ^eHMPA(S) (10 mol%) was added.

achieve synthetically useful yields, presumably by facilitating selenyl group transfer from NPSS to the olefin.⁷ However, under these conditions, significant product racemization was observed after prolonged reaction time. We speculate the strong acid promotes reversibility of the selenocyclization process by initial protonation of the ether product. Indeed, when a weaker acid, pyridinium chloride (PyHCl) was employed, the product was observed to be configurationally stable under the reaction conditions (entry 2).

We evaluated whether stronger dual H-bond donors, such as thioureas and squaramides,⁸ might impart higher levels of stereoinduction in the selenocyclization reaction. While the thiourea analogue of catalyst **4** undergoes rapid decomposition under the reaction conditions,⁹ the corresponding squaramide **5a** (Table 1, entry 3) indeed provides slightly improved enantioselectivity.¹⁰ We also hypothesized that expanding the aromatic substituent on the pyrrolidine unit might further increase the stereochemical communication in the transition structure by strengthening a cation- π interaction. Such a trend is preceded with the thiourea analogues of this class of catalysts in the context of polycyclizations and episulfonium ring-openings.^{2c,f} This strategy proved fruitful, as squaramides bearing larger aryl groups (**5b-d**) furnish further improvement of the enantioselectivity (entries 4-6).

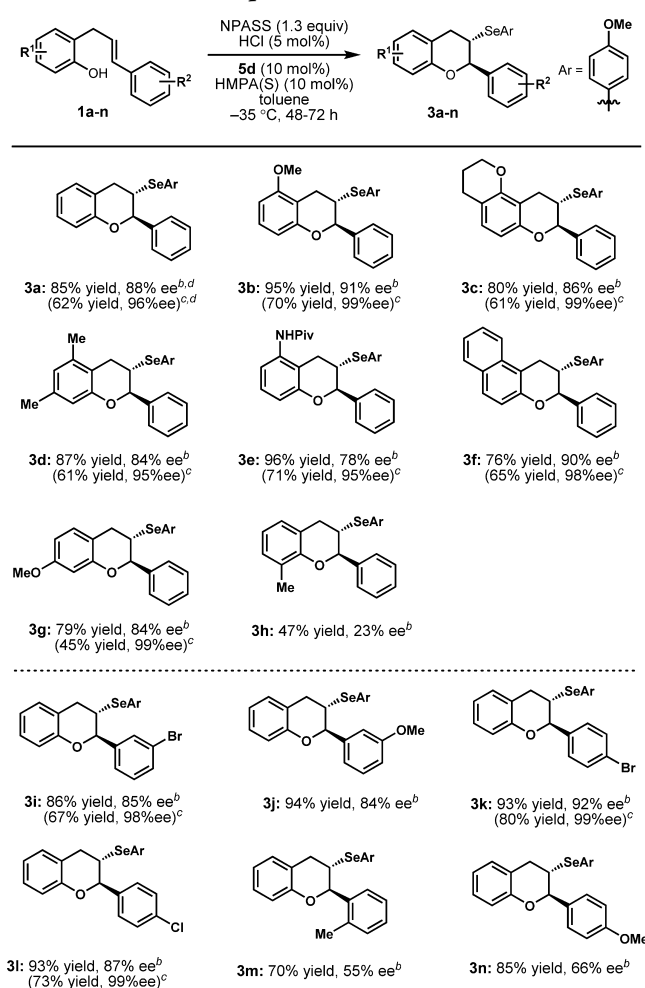
Through evaluation of reaction temperature, we found that reactions conducted at -30 °C instead of room temperature provided an increase in product ee, albeit with substantially

lower reactivity (Table 1, entry 7 vs entry 6). Further decrease in temperature led to almost complete shutdown of the reaction (entry 8). We hypothesized that the group transfer between NPSS and the substrate was inhibited at low temperatures due to the decreased solubility of the selenium reagent. This problem was circumvented by the introduction of a strong Lewis base in the reaction, which has been shown to activate NPSS in the presence of Brønsted acids.¹¹ Tris-(dimethylamino)phosphorus sulfide (HMPA(S)) promoted selenocyclization at -45 °C with full conversion after 48 h, and the product was generated in elevated enantiomeric excess (entry 9). Enantioselectivity is also responsive to substitution on the aryl group of the selenylating reagent, as the more electron-rich *N-p*-anisylselenyl succinimide (NPASS) allows the formation of **3a** with improved ee (entry 11 vs entry 10). Reoptimization of the reaction temperature reveals that the optimal enantioselectivity can be achieved at -35 °C under otherwise identical conditions, with product **3a** isolated in 88% ee (entry 11). Finally, at low temperature, the same result was observed when PyHCl was replaced by HCl as the acid catalyst, indicating that no significant acid-induced racemization of product occurred at this temperature during the course of the reaction (entry 12).

The scope of the selenocyclization reaction was evaluated under the optimized conditions. As shown in Table 2, substrates with different substituent patterns on the phenol motif (**3b-g**) provide cyclization products in high yield and enantioselectivity. Substitution *ortho* to the hydroxyl group (**3h**), however, results in significant reductions in enantioselectivity. The detrimental effect of an *ortho* substituent suggests a possible interaction between the hydroxyl group and catalyst that may play an important role in the mechanism of enantioinduction, as such an interaction may be sensitive to the steric environment around the hydroxyl group.^{2f} Substrates functionalized at the *meta* or *para* position of the styrenyl ring can also undergo cyclization with high levels of reactivity and enantioselectivity (**3i-l**). However, generality with respect to styrenyl substituents was limited, as lower enantioselectivities were observed with the *o*-methyl-substituted and *p*-anisyl derivatives (**3m,n**). In most cases, the enantiopurity of the selenocyclization products could be improved to >95% ee through a single recrystallization procedure with good recovery.

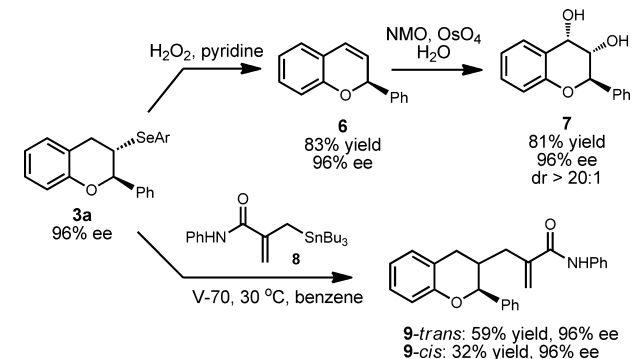
The products accessed by the squaramide-catalyzed selenocyclization can be elaborated through the variety of chemistries available to organoselenides (Scheme 2). Such operations could enable the synthesis of a diverse range of compounds of pharmaceutical interest, particularly since the selenocyclization products bear structural resemblance to the flavonoids, a family of natural products with a broad spectrum of biological activities.¹² For example, we subjected the enantioenriched **3a** to oxidative *syn*-elimination in the presence of H₂O₂ to generate flavene **6**, which was subsequently subjected to osmium-catalyzed dihydroxylation to afford diol **7** with high diastereoselectivity (dr >20:1). In the presence of the radical initiator 2,2'-azobis(4-methoxy-2,4-dimethylvaleronitrile) (V-70), **3a** also undergoes reaction with **8** under mild conditions to produce alkylated flavan **9** as 2:1 mixture of chromatographically separable diastereomers. The enantio-enrichment of **3a** is preserved in all the derived products.

The high enantioselectivity we observed in the chiral H-bond donor-catalyzed selenoetherification can originate either from (i) face-selective selenyl group transfer to the olefin, or from (ii) dynamic kinetic resolution of the seleniranium ion in the

Table 2. Substrate Scope^a

^aReactions were conducted on 0.25 mmol scale. ^bIsolated yield and ee of purified product before recrystallization. The structure and absolute configuration of 3k were established by X-ray crystallography, and the stereochemistry of all other products was assigned by analogy. ^cNumbers in parentheses correspond to the isolated yield and ee after recrystallization. For details on the recrystallization procedure, see the Supporting Information. ^dReaction was conducted on 1 mmol scale.

Scheme 2. Derivatization of a Selenocyclization Product

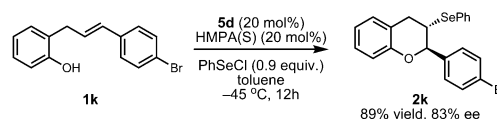


ring-opening by the phenol. These two possibilities were evaluated by preparing the racemic seleniranium ion intermediate and subjecting it to the conditions of the enantioselective catalytic reaction. Racemic β -chloroselenide adduct *rac*-Int-k is formed quantitatively and instantaneously

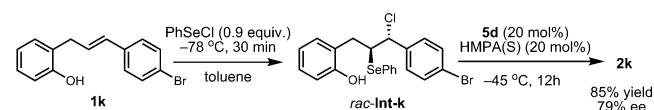
upon treating 1k with PhSeCl at -78 °C in the absence of catalyst, as determined by ¹H NMR analysis.¹³ After addition of 20 mol% 5d and HMPA(S) to *rac*-Int-k, the reaction temperature was elevated to -45 °C to trigger the cyclization to form 2k (Scheme 3). The product ee generated through this

Scheme 3. DKR of Intermediate *rac*-Int-k with 5d

Reaction 1: Addition of PhSeCl in the presence of 5d and HMPA(S)



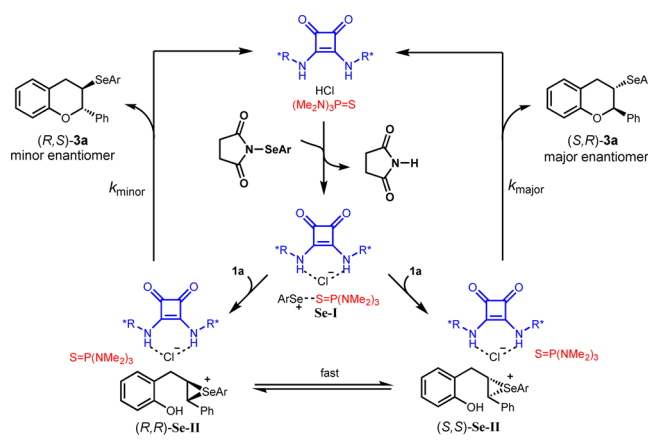
Reaction 2: Generation of racemic PhSeCl adduct prior to addition of 5d and HMPA(S)



stepwise procedure was similar to that of the reaction with PhSeCl added in the presence of catalysts 5d and HMPA(S).¹⁴ This result provides definitive evidence that *rac*-Int-k undergoes dynamic kinetic resolution in the presence of 5d, most likely via rapid equilibration of the enantiomeric seleniranium ions.

Based on our experimental findings, a possible catalytic cycle involving cooperative catalysis by a dual H-bond donor, a Brønsted acid, and a Lewis base may be advanced (Scheme 4).

Scheme 4. Proposed Catalytic Cycle



Cooperative Lewis base and Brønsted acid activation of the electrophilic selenium reagent results in formation of a reactive ion pair, **Se-I**, which may be associated with the squaramide catalyst.^{6a,13} This intermediate undergoes group transfer to olefin **1a** to form enantiomeric seleniranium ions (*R,R*)-**Se-II** and (*S,S*)-**Se-II**, which are rapidly equilibrating. The subsequent cyclizations of (*R,R*)-**Se-II** and (*S,S*)-**Se-II** occurs at sufficiently different rates due to the association with chiral squaramide **5d** to result in formation of highly enantioenriched product **3a**.

In summary, a dual H-bond donor-catalyzed dynamic kinetic resolution protocol has been developed for highly enantioselective selenocyclization reactions. The scope of anion-binding catalysis has therefore been extended to stereochemically labile racemic electrophiles.

■ ASSOCIATED CONTENT**■ Supporting Information**

Complete experimental procedures and characterization data for products and all isolated intermediates. This material is available free of charge via the Internet at <http://pubs.acs.org>.

■ AUTHOR INFORMATION**Corresponding Author**

jacobsen@chemistry.harvard.edu

Notes

The authors declare no competing financial interest.

■ ACKNOWLEDGMENTS

This work was supported by the NIGMS (GM-43214). S.L. is grateful for a predoctoral fellowship by Eli Lilly. We thank Dr. Robert Knowles for helpful discussions and Dr. Shao-Liang Zheng for X-ray crystallographic characterization of compound 3k.

■ REFERENCES

- (1) (a) Zhang, Z. G.; Schreiner, P. R. *Chem. Soc. Rev.* **2009**, *38*, 1187–1198. (b) Robert, J.; Phipps, R. J.; Hamilton, G. L.; Toste, F. D. *Nat. Chem.* **2012**, *4*, 603–614. (c) Mahlau, M.; List, B. *Angew. Chem., Int. Ed.* **2013**, *52*, 518–533. (d) Brak, K.; Jacobsen, E. N. *Angew. Chem., Int. Ed.* **2013**, *52*, 534–561. (e) Evans, N. H.; Beer, P. D. *Angew. Chem., Int. Ed.* **2014**, *53*, 11716–11754.
- (2) (a) Reisman, S. E.; Doyle, A. G.; Jacobsen, E. N. *J. Am. Chem. Soc.* **2008**, *130*, 7198–7199. (b) Klausen, R. S.; Jacobsen, E. N. *Org. Lett.* **2009**, *11*, 887–890. (c) Knowles, R. R.; Lin, S.; Jacobsen, E. N. *J. Am. Chem. Soc.* **2010**, *132*, 5030–5032. (d) Brown, A. R.; Kuo, W.-H.; Jacobsen, E. N. *J. Am. Chem. Soc.* **2010**, *132*, 9286–9288. (e) De, C. K.; Mittal, N.; Seidel, D. *J. Am. Chem. Soc.* **2011**, *133*, 16802–16805. (f) Lin, S.; Jacobsen, E. N. *Nat. Chem.* **2012**, *4*, 817–824. (g) Burns, N. Z.; Wirth, M. R.; Jacobsen, E. N. *J. Am. Chem. Soc.* **2011**, *133*, 14578–14581.
- (3) For books and reviews on selenofunctionalization and related chemistry, see: (a) Nicolaou, K. C. and Petasis, N. A. *Selenium in Natural Product Synthesis*; CIS: Philadelphia, 1984. (b) Liotta, D., Ed. *Organoselenium Chemistry*; Wiley: New York, 1987. (c) Back, T. G., Ed. *Organoselenium Chemistry—A Practical Approach*; Oxford University Press: Oxford, 1999. (d) *Topics in Current Chemistry: Organoselenium Chemistry*; Wirth, T., Ed.; Springer: Heidelberg, 2000. (e) Petragani, N.; Stefani, H. A.; Valduga, C. J. *Tetrahedron* **2001**, *57*, 1411–1448. (f) Ranganathan, S.; Muraleedharan, K. M.; Vaish, N. K.; Jayaraman, N. *Tetrahedron* **2004**, *60*, 5273–5308. (g) Wirth, T., Ed.; *Organoselenium Chemistry: Synthesis and Reactions*; Wiley-VCH: Weinheim, 2012. (h) Santi, C.; Tidei, C. *Electrophilic Selenium/Tellurium Reagents: Reactivity and their Contribution to Green Chemistry. PATAI's Chemistry of Functional Groups*; Wiley Online Library, 2013; DOI 10.1002/9780470682531.pat0720.
- (4) For reviews on diastereoselective selenofunctionalization using chiral selenenylating reagents, see: (a) Wirth, T. *Tetrahedron* **1999**, *55*, 1–28. (b) Wirth, T. *Angew. Chem., Int. Ed.* **2000**, *39*, 3740–3749. (c) Tiecco, M.; Testaferri, L.; Marini, F.; Bagnoli, L.; Santi, C.; Temperini, A.; Sternativo, S.; Tomassini, C. *Phosphorus, Sulfur Silicon Relat. Elem.* **2005**, *180*, 729–740. (d) Browne, D. M.; Wirth, T. *Curr. Org. Chem.* **2006**, *10*, 1893–1903.
- (5) For recent reports on catalytic enantioselective selenofunctionalization reaction, see: (a) Denmark, S. E.; Kalyani, D.; Collins, W. R. *J. Am. Chem. Soc.* **2010**, *132*, 15752–15765. (b) Guan, H.; Wang, H.; Huang, D.; Shi, Y. *Tetrahedron* **2012**, *68*, 2728–2735. (c) Wei, Q.; Wang, Y.; Du, Y. L.; Gong, L. *Beilstein J. Org. Chem.* **2013**, *9*, 1559–1564.
- (6) (a) Denmark, S. E.; Collins, W. R.; Cullen, M. D. *J. Am. Chem. Soc.* **2009**, *131*, 3490–3492. (b) Denmark, S. E.; Edwards, M. G. *J. Org. Chem.* **2006**, *71*, 7293–7306.
- (7) (a) Nicolaou, K. C.; Claremon, D. A.; Barnette, W. E.; Seitz, S. P. *J. Am. Chem. Soc.* **1979**, *101*, 3704–3706. (b) Nicolaou, K. C.; Petasis, N. A.; Claremon, D. A. *Tetrahedron* **1985**, *41*, 4835–4841.
- (8) For comparison of anion-binding strength between squaramides and ureas, see: (a) Amendola, V.; Bergamaschi, G.; Boiocchi, M.; Fabbrizzi, L.; Milani, M. *Chem.—Eur. J.* **2010**, *16*, 4368–4380. (b) Amendola, V.; Fabbrizzi, L.; Mosca, L.; Schmidtchen, F.-P. *Chem.—Eur. J.* **2011**, *17*, 5972–5981. (c) Lu, T.; Wheeler, S. E. *Chem.—Eur. J.* **2013**, *19*, 15141–15147.
- (9) Decomposition is most likely attributable to oxidation of the thiourea by the high-valent selenium reagent.
- (10) For examples of chiral squaramide-catalyzed enantioselective reactions involving neutral electrophiles, see: (a) Malerich, J. P.; Hagihara, K.; Rawal, V. H. *J. Am. Chem. Soc.* **2008**, *130*, 14416–14417. (b) Konishi, H.; Lam, T. Y.; Malerich, J. P.; Rawal, V. H. *Org. Lett.* **2010**, *12*, 2028–2031. (c) Dai, L.; Wang, S.-X.; Chen, F.-E. *Adv. Synth. Catal.* **2010**, *352*, 2137–2141. (d) Zhu, Y.; Malerich, J. P.; Rawal, V. H. *Angew. Chem., Int. Ed.* **2010**, *49*, 153–156. (e) Yang, K. S.; Nibbs, A. E.; Türkmen, Y. E.; Rawal, V. H. *J. Am. Chem. Soc.* **2013**, *135*, 16050–16053.
- (11) Denmark, S. E.; Collins, W. R. *Org. Lett.* **2007**, *9*, 3801–3804.
- (12) For studies on the bioactivities of flavonoids, see: (a) *Flavonoids in health and disease*, 2nd ed.; Rice-Evans, C. A., Packer, L., Eds.; Marcel Dekker, New York, 2003. (b) Maloney, D. J.; Deng, J. Z.; Starck, S. R.; Gao, Z.; Hecht, S. M. *J. Am. Chem. Soc.* **2005**, *127*, 4140–4141. (c) Yáñez, J. A.; Remsberg, C. M.; Takemoto, J. K.; Vega-Villa, K. R.; Andrews, P. K.; Sayre, C. L.; Martinez, S. E.; Davies, N. M. In *Flavonoid pharmacokinetics: Methods of Analysis, Preclinical and Clinical Pharmacokinetics, Safety, and Toxicology*; Davies, N. M., Yáñez, J. A., Eds.; Wiley: Chichester, 2013; Chapter 1, pp 1–69.
- (13) See Supporting Information for the conditions and spectroscopic data of the NMR experiments.
- (14) The small discrepancy between the ee's under the two conditions is due to the formation of a trace amount of racemic product in reaction 2 prior to the addition of the chiral catalyst, as established by NMR analysis.