

Prenatal exposure to polycyclic aromatic hydrocarbons and cognitive dysfunction in children

Wiesław A. Jedrychowski · Frederica P. Perera · David Camann · John Spengler · Maria Butscher · Elzbieta Mroz · Renata Majewska · Elzbieta Flak · Ryszard Jacek · Agata Sowa

Received: 12 August 2014 / Accepted: 16 September 2014 / Published online: 26 September 2014
© The Author(s) 2014. This article is published with open access at Springerlink.com

Abstract Polycyclic aromatic hydrocarbons (PAHs) are widespread environmental pollutants produced by combustion of fossil fuel and other organic materials. Both experimental animal and human studies have reported the harmful impacts of PAH compounds on fetal growth and neurodevelopment, including verbal IQ of children. Here, we have assessed the association between cognitive function of children and prenatal PAH exposures. The study is part of an ongoing, longitudinal investigation of the health effects of prenatal exposure to air pollution on infants and children in Krakow, Poland. The subjects in this report included 170 children whose mothers were enrolled to the study in the first or second trimester of pregnancy whose cord blood were tested for PAH–DNA adducts and who were assessed at age 7 using the Wechsler Intelligence Scale for Children-Revised (WISC-R). The outcome of a priori interest was depressed

verbal IQ index (DepVIQ), which is the difference between WISC-R performance and verbal IQ scores. Prenatal PAH exposure was measured by cord blood PAH–DNA adducts, an individual dosimeter, integrating exposure from various sources of exposure over the gestational period. The estimated effect of prenatal PAH exposure on cognitive function was adjusted in multivariable regression for a set of potential confounders (child's gender, parity, maternal education, breastfeeding practice, environmental tobacco smoke (ETS), and postnatal PAH exposure). The prevalence of DepVIQ was significantly higher in children with detectable PAH–DNA adducts compared to those with undetectable adducts (13.7 vs. 4.4 %). Binary multivariable regression documented that the relative risk of DepVIQ increased threefold with a ln-unit increase in cord blood adducts (relative risk (RR)=3.0, 95 % confidence interval (CI) 1.3–6.8). Postnatal PAH exposure also increased the risk of DepVIQ (RR=1.6, 95 % CI 1.1–2.5). Long-term exclusive breastfeeding (at least 6 months) showed a protective effect (RR=0.3, 95 % CI 0.1–0.9). In conclusion, these results provide further evidence that PAHs are harmful to the developing fetal brain with effects extending through childhood, with implications for the academic success of the children.

Responsible editor: Philippe Garrigues

W. A. Jedrychowski (✉) · E. Mroz · R. Majewska · E. Flak · R. Jacek · A. Sowa

Chair of Epidemiology and Preventive Medicine, Jagiellonian University Medical College, 7, Kopernika Street, Krakow, Poland
e-mail: myjedryc@cyf-kr.edu.pl

F. P. Perera

Columbia Center for Children's Environmental Health, Mailman School Public Health, Columbia University, New York, NY 10027, USA

D. Camann

Department of Analytical and Environmental Chemistry, Southwest Research Institute, San Antonio, TX 78238, USA

J. Spengler

Harvard School of Public Health, Harvard University, Boston, MA 02138, USA

M. Butscher

Polish-American Institute of Pediatrics, Jagiellonian University Medical College, Krakow, Poland

Keywords Epidemiologic study · Children · Cognitive function · Prenatal PAH exposure

Introduction

Early cognitive development is vital for an individual's ability to learn, adjust, and take advantage of the opportunities available in various environments (Deary 2010; Hunter 1986; Moffitt et al. 1981). It has been demonstrated that individuals scoring higher on intelligence tests in early childhood are more likely to achieve higher education levels and

socioeconomic status and have greater success in professional careers (McCall 1977). Attention to the impact on children's cognitive dysfunction of ambient air pollutants such as tobacco smoke (Bauman et al. 1991; Eskenazi and Castorina 1999; Johnson et al. 1999; Weitzman et al. 2002; Yolton et al. 2005), diesel exhaust pollutants (Wang et al. 2009), or exposure to polycyclic aromatic hydrocarbons (PAHs) (Perera et al. 2011) has recently increased (Brown et al. 2005), and our previous study in the present cohort reported that prenatal PAH was associated with lower intelligence scores at age 5 (Edwards et al. 2010).

PAHs belong to a group of chemical compounds formed during the incomplete combustion of organic material; the best known member of this class of compounds is benzo[a]pyrene (BaP). The PAH compounds are ubiquitous and have been found in polluted air in occupational and urban environments, tobacco smoke, and broiled foods (IARC 2010; Lijinsky 1991; Phillips 1999; US EPA 2005; WHO 2001). They readily cross the placenta (Castano-Vinyals et al. 2004; Godschalk et al. 2003; Kihlstrom 1986; Schulte and Perera 1993); however, the estimated transplacental dose of PAH is about ten times lower than the dose to maternal tissues (Perera et al. 2005). Transplacental exposure to PAH leads to the formation of DNA adducts in the fetus (Neubert and Tapken 1988; Srivastava et al. 1986), which are considered a molecular dosimeter of PAH absorbed over the prenatal period. PAH–DNA adducts reflect individual differences in exposure, absorption, and distribution of the chemicals, metabolism to DNA reactive forms, and detoxification to less reactive intermediates as well as repair of DNA damage (Schocket 1999; Shuker 2002).

In our study, the Wechsler Intelligence Scale for Children-Revised (WISC-R), which is a valid and reliable measure of general intelligence in children and the most widely used instrument for the assessment of child intelligence (Wechsler 1991, 1994, 2004), was applied to assess the verbal IQ (VIQ) and performance IQ (PIQ) of 7-year-olds. Cognitive dysfunction in children was measured by the depressed verbal IQ index (DepVIQ), defined as a difference between PIQ and VIQ scores corresponding the 90th percentile. As DepVIQ was found to be associated with poor academic achievement in children, it has led to increased interest in the use of DepVIQ as a marker for possible academic difficulties in children (Moffitt and Silva 1987).

The main purpose of this analysis was to assess the association between depressed verbal IQ score and prenatal PAH exposure measured by cord blood PAH–DNA adducts. The effect of prenatal PAH exposure was adjusted for a set of potential confounders such as maternal education, gender of child, parity, gestational age, breastfeeding practice, environmental tobacco smoke (ETS), and postnatal exposure to indoor PAH.

Materials and methods

This study is part of an ongoing, longitudinal investigation of the health effects of prenatal exposure to air pollution on infants and children in Krakow, Poland. As described previously (Jedrychowski et al. 2003), between November 2000 and March 2003, we initially recruited women between 8 and 13 weeks of pregnancy who registered at prenatal health care clinics in Krakow inner city area, where they had also lived for at least a year preceding screening. Eligibility criteria included the following: ≥ 18 years of age, women, nonsmoking, singleton pregnancies, no current occupational exposure to PAH or any other known developmental toxicants, no history of illicit drug use, pregnancy-related diabetes, or hypertension. Five hundred five were fully enrolled (met the eligibility criteria, had prenatal PAH monitoring data, and provided cord blood samples). Out of all fully enrolled women, 484 delivered term babies (>36 weeks of gestation). This report concerns the 170 children who had data on household airborne PAH monitoring at the age 3 and valid psychological WISC-R testing performed at the age 7. Informed consent was obtained from all subjects. The study was approved by the ethics committee of Jagiellonian University and the Institutional Review Board of the New York Presbyterian Medical Center.

Detailed data on maternal education was used as a proxy for social class, intellectual ability, and quality of parenting. Breastfeeding initiation and its duration were based on the answers from interviews taken at regular 3-month intervals over the postpartum period. Mothers were asked whether the infant had ever been breastfed and, if so, the age of the baby (in months) when exclusive breastfeeding was stopped. Exclusive breastfeeding was assumed if the child received only breast milk and no other liquids or solids with the exception of medicine or mineral supplements. Data on the number of cigarettes smoked daily by all household members was used to assess environmental tobacco smoke (ETS) at home during the prenatal and postnatal periods.

Dosimetry of PAH–DNA adducts Samples of umbilical cord blood (30–35 mL) collected at delivery were transported to the laboratory immediately after collection. The buffy coat, packed red blood cells, and plasma were separated and stored at -70 °C. BaP–DNA adducts in extracted WBC DNA white blood cells were analyzed using the HPLC-fluorescence method of Alexandrov et al. (1992), which detects BaP tetraols, as previously described (Perera et al. 2005). The assay gives zero values when unexposed calf thymus DNA is tested (D. Tang, personal communication). The method has a coefficient of variation of 12 % and a lower limit of detection of 0.250 adducts per 10^8 nucleotides. Samples below the limit of detection were assigned a value of 0.125 per 10^8 .

Indoor airborne PAH monitoring Study participants were monitored for exposure to airborne PAH postnatally at the age 3 using personal environmental monitoring sampler (PEMS) developed at the Harvard School of Public Health (Dr J. Spengler). The sampler was located in the main part of the household during a consecutive 48-h period. The sampling pump draws air through a polyurethane sampler (PUF) to measure PAH. After sampling, the field samplers were frozen and shipped on dry ice to the Southwest Research Institute in Texas. Personal air monitoring data was given a quality assurance (QA) score (0–3) for flow rate, flow time, and completeness of documentation. A final QA score of 0 (highest quality) or 1 (high quality) was required for inclusion. Air samples were analyzed at the Southwest Research Institute for levels of pyrene and eight carcinogenic PAH. Determination of total PAH concentration (benzo(a)anthracene, benzo(b)fluoranthene, benzo(k)fluoranthene, benzo(g,h,i)perylene, benzo(a)pyrene, chrysene/isochrysene, dibenzo(a,h)anthracene, indeno(1,2,3-c,d)pyrene, and pyrene) in extracts was performed. Chemical procedures in the analysis of the collected samples were described elsewhere (US EPA 1999). In the present analysis, only total PAH measurements were considered.

Mental development testing of children At age 7, the WISC-R was administered by trained researchers. It has been found to be a good measure of both inductive and deductive reasoning, and it also measures knowledge and skills primarily influenced by biological and socio-cultural factors. The WISC-R includes questions of general knowledge, traditional arithmetic problems, vocabulary, completion of mazes, and arrangements of blocks and pictures and yields three IQ (intelligence quotient) scores, based on an average of 100 as well as subtests and index scores. WISC-R subtests measure specific verbal and performance abilities. The child's VIQ is derived from scores on six of the subtests: information, digit span, vocabulary, arithmetic, comprehension, and similarities. The child's PIQ, a measure of nonverbal intellectual abilities, is derived from scores on seven subtests: picture completion, picture arrangement, block design, object assembly, coding, mazes, and symbol search.

Verbal and performance IQs were rated using the method recommended in the manual (Wechsler 1994). The difference between values of the PIQ and VIQ is called a discrepancy score; a positive PIQ-VIQ means PIQ is greater than VIQ (DepVIQ); and a negative score indicates the reverse pattern. A statistical abnormality is defined to include PIQ-VIQ discrepancy scores equal to or greater than the 90th percentile in absolute value. In our sample, the criterion yielded cutoff scores of 22 IQ points. These scores at the 90th percentile rank are almost identical to those provided by Kaufman (1980).

The Wechsler scales were standardized for Polish children and are meant to be representative of the Polish population.

The practical standardization of these tests was done during team practice sessions with Ms. Maria Butscher, a psychologist from the Jagiellonian University Medical College, who subsequently evaluated the IQ scoring.

Maternal intelligence testing As maternal intelligence is a known correlate of child cognitive development, we administered the Test of Nonverbal Intelligence (TONI-3) to the mothers at the 4th year of follow-up. The TONI-3 is a language-free measure of general intelligence, considered to be relatively free of cultural bias (DeMauro 2001).

Statistical data analysis In the initial part of the analysis, the distribution of various parameters related to the children under study was described. Chi-square statistics (nominal variables) and analysis of variance (numerical variables) tested differences between subgroups of children with depressed and nondepressed VIQ scores. Following descriptive univariate analysis, we used the multivariable binary regression GLM model to explore the relationship between DepVIQ as a binary variable using the cutoff of 22 points (≥ 90 th percentile) and the level of cord blood PAH-DNA adducts (ln-transformed) adjusted for a set of a priori selected covariates (postnatal indoor PAH exposure, maternal education, child's gender, parity, breastfeeding practice, and prenatal and postnatal ETS). As the correlation coefficients between cognitive scores achieved by children and maternal education (number of schooling years) and maternal IQ assessed by TONI test did not differ, we have chosen to consider only maternal education as a proxy for maternal intellectual ability and quality of parental care. Statistical analysis was performed by the statistical software STATA version 12.1 and two-sided $p < 0.05$ was considered statistically significant.

Results

General characteristics of the sample are presented in Table 1. The characteristics of the subjects included in the analysis did not reveal significant differences compared with the group of children who were not included due to missing data (Table 2) indicating that the sample included in the analysis was representative of the overall study population.

The geometric mean value of the cord blood PAH-DNA adducts was 0.23 per 10^8 nucleotides (95 % CI 0.21–0.25 per 10^8 nucleotides). In the study sample, 60 % of newborn children had detectable cord blood PAH-DNA adducts with a median adduct level of 0.33 adducts per 10^8 nucleotides. The overall mean VIQ score in the study population was lower (mean=119.6; 95 % confidence interval (CI) 117.9–121.4) than the PIQ score (mean=124.3; 95 % CI 122.2–126.4), but the difference was statistically insignificant. The mean

Table 1 Characteristics of the study sample overall and according to the level of cord blood PAH–DNA adducts

Variables		Total N=170	Cord blood PAH–DNA adducts		<i>p</i> for difference between adduct groups	
			Detectable N=102	Nondetectable N=68		
Maternal age	Mean	27.64	27.27	28.21	0.0934	
	SD	3.583	3.704	3.339		
Maternal education (years of schooling)	Mean	15.55	15.38	15.81	0.3373	
	SD	2.831	2.740	2.964		
Parity	1	<i>n</i> (%)	118 (69.4)	73 (71.6)	45 (66.2)	0.5635
	≥2	<i>n</i> (%)	52 (30.6)	29 (28.4)	23 (33.8)	
Gender	Boys	<i>n</i> (%)	80 (47.1)	44 (43.1)	36 (52.9)	0.2723
	Girls	<i>n</i> (%)	90 (52.9)	58 (56.9)	32 (47.1)	
Gestational age (weeks) >36	Mean	39.61	39.56	39.69	0.4800	
	SD	1.193	1.199	1.188		
Birth weight (g)	Mean	3445.6	3418.8	3485.9	0.3498	
	SD	456.67	458.57	454.20		
Length at birth (cm)	Mean	54.93	54.84	55.06	0.6068	
	SD	2.666	2.775	2.509		
Head circumference (cm)	Mean	33.97	33.93	34.02	0.7215	
	SD	1.487	1.517	1.451		
Breastfeeding exclusive >6 months	<i>n</i> (%)	43 (25.3)	29 (28.4)	14 (20.6)	0.3308	
Prenatal ETS	<i>n</i> (%)	44 (25.9)	28 (27.5)	16 (23.5)	0.6942	
Postnatal PAH (indoor)	Mean	47.01	43.86	51.73	0.4351	
	SD	64.19	66.72	60.37		
Postnatal ETS (1–7 age)	<i>n</i> (%)	41 (25.6)	25 (26.3)	16 (24.6)	0.9541	
	Missing data	10	7	3		
WISC-R IQ at age 7:						
IQ verbal scale	Mean	119.4	119.3	119.4	0.9530	
	SD	11.64	12.32	10.62		
IQ nonverbal scale	Mean	124.1	124.8	123.0	0.3930	
	SD	13.74	13.45	14.18		
IQ full scale	Mean	123.9	124.3	123.4	0.6312	
	SD	11.76	11.90	11.61		
Depressed verbal IQ (PIV-VIQ) ≥22	<i>n</i> (%)	17 (10.0)	14 (13.7)	3 (4.4)	0.0850	

discrepancy score between PIQ and VIQ was 4.7 points (95 % CI 3.0–6.5), and its distribution was perfectly normal (Fig. 1).

The children with depressed verbal IQ score (DepVIQ) of at least 22 points had significantly lower VIQ by 10.5 points and higher PIQ by 18.2 points than those in the control group of children (nondepressed VIQ) (Table 3). The distribution of cord blood adducts was shifted to the right in the group of children with DepVIQ (Fig. 2), and the prevalence of DepVIQ was significantly higher in children with detectable PAH–DNA adducts compared to those with undetectable adducts (13.7 vs. 4.4 %, chi-square=4.245, $p=0.039$). However, DepVIQ was found to be less prevalent in children exclusively breastfed for the 6-month period or longer than in those who were breastfed for a shorter time (6.3 vs.14.9 %, chi-square=3.446, $p=0.063$). Child's gender, maternal education (years of schooling), and parity were not associated with DepVIQ.

In order to assess the impact of prenatal PAH exposure on the depressed verbal IQ of children, binary multivariable regression analysis was performed including a set of potential confounding variables (Table 4). ETS variable was not included in the model due to its potential colinearity with PAH exposure. Of all independent variables considered in the model, only the level of cord blood PAH–DNA adducts (ln-transformed) and postnatal indoor PAH level had significant negative impact on the cognitive dysfunction of children. While the relative risk (RR) estimate for DepVIQ increased threefold with one ln-unit of cord blood adducts (RR=3.0, 95 % CI 1.3–6.8), postnatal indoor airborne PAH levels had a weaker impact (RR=1.6, 95 % CI 1.1–2.5). Neither child's gender nor maternal education nor parity had a significant impact on the occurrence of DepVIQ. It is important to mention that the long-term exclusive breastfeeding (at least 6 months) significantly decreased

Table 2 Comparative characteristics of the children who took part in the follow-up and those who dropped from the study

Variables		Total N=484	Included N=170	Not included N=314	p for difference	
Maternal age	Mean	27.55	27.64	27.50	0.6792	
	SD	3.580	3.583	3.583		
Maternal education (years of schooling)	Mean	15.56	15.55	15.57	0.9481	
	SD	2.759	2.831	2.724		
Parity	1	n (%)	307 (63.4)	118 (69.4)	189 (60.2)	0.0559
	≥2	n (%)	177 (36.6)	52 (30.6)	125 (39.8)	
Gender	Boys	n (%)	248 (51.2)	80 (47.1)	168 (53.5)	0.2081
	Girls	n (%)	236 (48.8)	90 (52.9)	146 (46.5)	
Gestational age (weeks) >36	Mean	39.54	39.61	39.50	0.2903	
	SD	1.141	1.193	1.111		
Birth weight (g)	Mean	3443.0	3445.6	3441.6	0.9229	
	SD	435.90	456.67	424.97		
Length at birth (cm)	Mean	54.75	54.93	54.65	0.2672	
	SD	2.615	2.666	2.586		
Head circumference (cm)	Mean	33.91	33.97	33.88	0.5027	
	SD	1.391	1.487	1.338		
Breastfeeding exclusive >6 months	n (%)	133 (27.5)	43 (25.3)	90 (28.7)	0.4929	
Prenatal PAH	Mean	52.02	43.00	56.88	0.0375	
	SD	66.37	55.34	71.23		
	Missing data	50	18	32		
Prenatal ETS	n (%)	130 (26.9)	44 (25.9)	86 (27.4)	0.8030	
Postnatal PAH (indoor)	Mean	44.17	47.01	40.59	0.3430	
	SD	58.62	64.19	50.77		
	Missing data	179	0	179		
Postnatal ETS (1–7 age)	n (%)	67 (24.7)	41 (25.6)	26 (26.1)	0.7872	
	Missing data	213	10	203		

the risk by about 70 % (RR=0.3, 95 % CI 0.1–0.8) (Fig. 3). Interaction term for the birth season and cord blood adducts was insignificant (RR=1.4; 0.2–10.1).

Discussion

To our knowledge, this is the first epidemiologic study showing that prenatal PAH exposure measured by cord blood PAH–DNA adducts is associated with cognitive dysfunction (DepVIQ) assessed by the WISC-R test, which is the commonly used instrument for measuring intelligence of children. The estimated relative risk of DepVIQ increased threefold with one ln-unit of prenatal PAH exposure (RR=3.0; 95 % CI 1.3–6.8), and the effect of postnatal PAH exposure appeared to have a weaker impact (RR=1.6; 95 % CI 1.1–2.5). The association between the cord blood PAH–DNA adducts and depressed verbal IQ score was not attenuated in the multivariable regression model after accounting for potential confounders.

PAH compounds have previously been shown to be a neurodevelopmental toxicant in both experimental and

epidemiological studies (Calderon-Garciduenas et al. 2002; Chen and Schwartz 2009; Takeda et al. 2004), but the exact mechanism by which PAHs affect the developing brain remains unclear. Some studies have suggested the role of endocrine disruption (Archibong et al. 2002; Bui et al. 1986), binding to receptors for

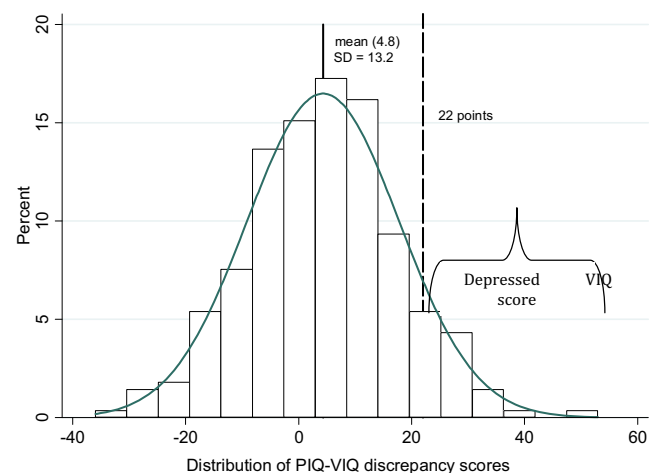


Fig. 1 Distribution of PIQ-VIQ discrepancy scores in the study sample

Table 3 Wechsler IQ scores in children with depressed verbal IQ score and in the control group

Variables	Controls <i>N</i> =153		Depressed verbal IQ score <i>N</i> =17		Total <i>N</i> =170	
	Mean	95 % CI	Mean	95 % CI	Mean	95 % CI
VIQ score	120.7	118.8–128.5	110.5	105.8–115.2	119.6	117.9–121.4
PIQ score	122.5	120.4–124.5	140.7	136.6–145.1	124.3	122.2–126.4
FIQ score	123.8	121.9–125.7	127.6	123.1–132.2	124.2	122.4–125.9

placental growth factors resulting in decreased exchange of oxygen and nutrients (Dejmek et al. 2000), binding to the human Ah receptor to induce P450 enzymes (Manchester et al. 1987), DNA damage resulting in activation of apoptotic pathways (Meyn 1995; Nicol et al. 1995; Wood and Youle 1995), or oxidative stress due to inhibition of the brain antioxidant scavenging system (Saunders et al. 2006). Recent studies suggest that prenatal exposures may affect epigenetic programming and immune, metabolic, and neurological functions, which may be manifested later in life (Barker 2004; Wilson and Jones 1983).

The strong effect of prenatal PAH exposure is consistent with human and experimental studies showing that the fetus and infant are more sensitive than adults to diverse environmental toxicants (Anderson et al. 2000; Grandjean and Landrigan 2006; National Research Council 1993; Perera et al. 2004; WHO 1986). Our results are also in agreement with other

epidemiologic studies which have demonstrated an adverse effect of prenatal exposure to ambient air pollution on children's cognitive development in cohorts in New York City (NYC), China, and Poland (Perera et al. 2006). For example, the Bayley Scales of Infant Development-Revised was used to assess children's mental and psychomotor development at age 3 in a NYC cohort study. Children in the upper quartile of prenatal PAH exposure scored 5.7 points lower on the mental development index at age 3 than those in the lowest quartile of exposure to PAH (Perera et al. 2006). Also, Tang et al. (2008) evaluated the associations between prenatal ambient PAH exposure measured by PAH–DNA adducts, lead, and mercury on cognitive function measured by the Gesell Developmental Schedules at age 2 among children in China. After adjusting for potential confounders, increased PAH–DNA adduct levels were associated with decreased motor development quotients. The odds ratio of motor

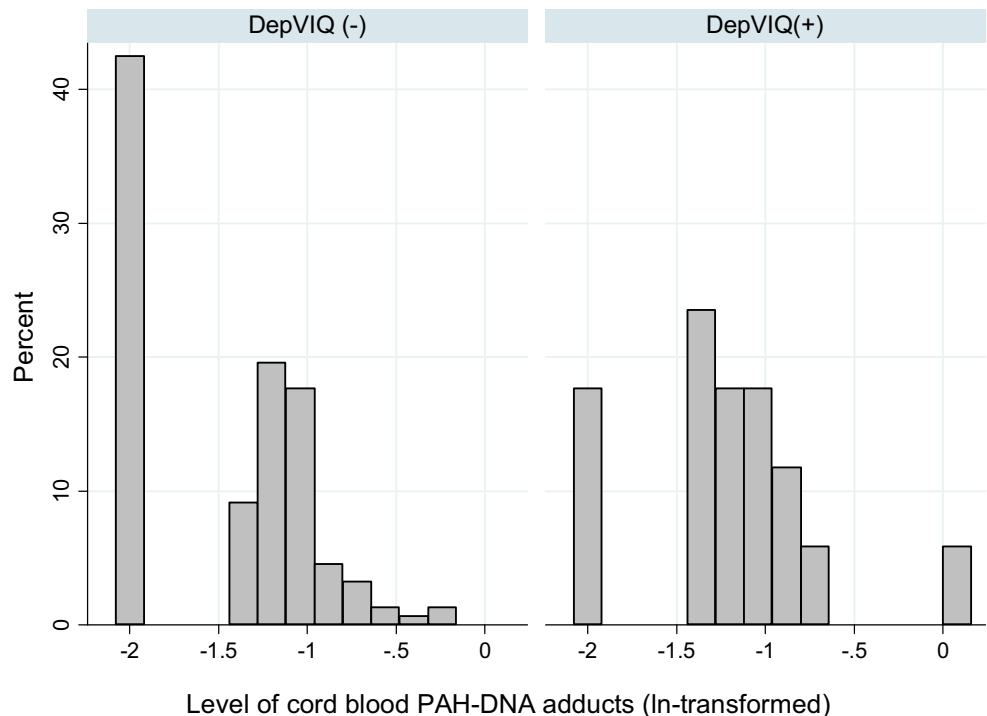
Fig. 2 Cord blood adducts' levels grouped by DepVIQ category

Table 4 Summary of the binary regression analysis for variables predicting RRs for depressed verbal IQ score in 7-year-olds

Predictors	Risk ratio	z	p>z	95 % confidence interval	
Cord blood adducts (ln-transformed)	3.00	2.63	0.009	1.32	6.79
Birth season ^a	0.36	-0.84	0.403	0.03	3.99
Interaction term (birth season×cord blood adducts)	1.43	0.36	0.717	0.20	10.05
Indoor airborne PAH exposure (ln-transformed)	1.63	2.21	0.027	1.06	2.53
Maternal education (years of schooling)	1.06	0.66	0.510	0.89	1.25
Gender of child (girls)	0.89	-0.26	0.795	0.37	2.15
Parity ^b	1.80	1.27	0.205	0.73	4.44
Exclusive breastfeeding (6 months or longer)	0.31	-2.18	0.029	0.11	0.89

^a Birth season: summer season 0 and winter season 1

^b Parity: first childbearing 0 and two or more childbearings 1

developmental delay was 1.91 (95 % CI 1.22–2.97) per 0.1-unit increase in PAH–DNA adducts. In the Polish cohort being earlier studied in Krakow, the Raven Colored Progressive Matrices, a nonverbal test of reasoning ability, was used to evaluate the effects on child intelligence at age 5 of prenatal PAH exposure estimated by personal air monitoring during pregnancy (Edwards et al. 2010). The effects were adjusted for potential confounders including socio-demographic factors and prenatal exposure to ETS. High prenatal exposure to PAH was associated with decreased child IQ at age 5. Similarly, follow-up of the NYC cohort through age 6 using the Wechsler Preschool and Primary Scale of Intelligence (WPPSI) showed a significant adverse effect on prenatal PAH exposure on child IQ at age 5 (Perera et al. 2009). Wang et al. (2009) examined the health effects of traffic-related air pollution on neurobehavioral functions among third-grade children. After adjusting for the children’s demographic, early childhood factors, and indoor air pollution, traffic-related ambient air pollution exposure was significantly associated with poorer performance on the visual simple reaction time-preferred hand (odds ratio (OR)=1.67, $p=0.044$), digit symbol (OR=1.38, $p=0.019$), and sign register (OR=1.94, $p=0.001$).

Our study confirmed a protective effect of longer exclusive breastfeeding on the cognitive function of children, which is explained by the fact that breastfed infants could have been influenced by omega-3-polusaturated fatty acids that are normally present in breast milk or other bioactive components essential for cognitive development (Crawford 1993; Lundqvist-Persson et al. 2010; Neuringer and Connor 1986). However, there are other possible mechanisms that may explain the association between breastfeeding and cognitive function since breastfeeding may be an indicator of a safe and sound maternal attachment status, which may have a positive influence on the child’s psychological development into later age. Breastfeeding may also be a marker of other unmeasured maternal characteristics such as maternal

intelligence. In our analysis, we did not consider maternal intelligence as it was found that maternal education correlated significantly with maternal cognitive capacity.

The main limitation of the present study is the relatively small size of the sample of children who have undergone the cognitive evaluation. On the other hand, the analysis accounted for factors that are known to affect intellectual development, such as maternal tobacco smoke, exclusive breastfeeding, parity, or maternal education. A strength of the study also results from the fact that we assessed the intelligence of the children at the age of 7 when the IQ can be measured reliably. An exceptional advantage is that an individual prenatal exposure to PAH was based on cord blood PAH–DNA adducts, which integrate various sources of PAH exposure in prenatal period.

In conclusion, given the reported association between DepVIQ and learning disabilities, the findings suggest the need to reduce exposure of pregnant women to air pollution and other environmental sources of PAH.

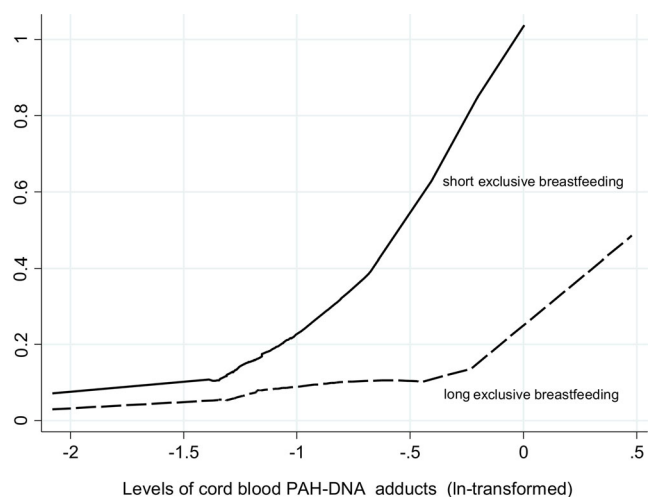


Fig. 3 Predicted probability of DepVIQ (estimated from multivariable binary regression) by the levels of cord blood adducts (ln-transformed) and the breastfeeding practice (cutoff 6 months)

Acknowledgments This is part of an ongoing comparative longitudinal investigation on the health impact of prenatal exposure to outdoor/indoor air pollution in infants and children being conducted in New York City and Krakow. In part, the study received funding from an R01 grant entitled, “Vulnerability of the Fetus/Infant to PAH, PM_{2.5} and ETS” (R01 ES10165) and from the NIEHS (R01 ES015282; R01 ES08977; P01 ES09600) and the EPA (EPA RD-83450901), the Lundin Foundation, and the Gladys T. and Roland Harriman Foundation. The principal investigator is Prof. FP Perera; the co-investigator is Prof. WA Jedrychowski.

Open Access This article is distributed under the terms of the Creative Commons Attribution License which permits any use, distribution, and reproduction in any medium, provided the original author(s) and the source are credited.

References

- Alexandrov K, Rojas M, Geneste O, Castegnaro M, Camus AM, Petruzzelli S et al (1992) An improved fluorimetric assay for dosimetry of benzo(a)pyrene diol-epoxide–DNA adducts in smokers’ lung: comparisons with total bulky adducts and aryl hydrocarbon hydroxylase activity. *Cancer Res* 51:6248–6253
- Anderson LM, Diwan BA, Fear NT, Roman E (2000) Critical windows of exposure for children’s health: cancer in human epidemiological studies and neoplasms in experimental animal models. *Environ Health Perspect* 108(suppl 3):573–594
- Archibong AE, Inyang F, Ramesh A, Greenwood M, Nayyar T, Kopsombut P et al (2002) Alteration of pregnancy-related hormones and fetal survival in F-344 rats exposed by inhalation to benzo(a)pyrene. *Reprod Toxicol* 16:801–808
- Barker DJ (2004) The developmental origins of adult disease. *J Am Coll Nutr* 23(6 suppl):588S–595S
- Bauman KE, Flewelling RL, LaPrelle J (1991) Parental cigarette smoking and cognitive performance of children. *Health Psychol* 10:282–288
- Brown RC, Lockwood AH, Sonawane BR (2005) Neurodegenerative diseases: an overview of environmental risk factors. *Environ Health Perspect* 113:1250–1256
- Bui QQ, Tran MB, West WL (1986) A comparative study of the reproductive effects of methadone and benzo(a)pyrene in the pregnant and pseudopregnant rat. *Toxicology* 42:195–204
- Calderon-Garciduenas L, Azzarelli B, Acuna H, Garcia R, Gambling TM, Osnaya N et al (2002) Air pollution and brain damage. *Toxicol Pathol* 30:373–389
- Castano-Vinyals G, D’Errico, Malats N, Kogevinas M (2004) Biomarkers of exposure to polycyclic aromatic hydrocarbons from environmental air pollution. *Occup Environ Med* 61:e12
- Chen JC, Schwartz J (2009) Neurobehavioral effects of ambient air pollution on cognitive performance in US adults. *Neurotoxicology* 30:231–239
- Crawford MA (1993) The role of essential fatty acids in neural development: implications for perinatal nutrition. *Am J Clin Nutr* 57(suppl):703S–710S
- Deary IJ (2010) Cognitive epidemiology: its rise, its current issues and its challenges. *Personal Individ Differ* 49:337–343
- Dejmek J, Solansky I, Benes I, Lenicek J, Sram RJ (2000) The impact of polycyclic aromatic hydrocarbons and fine particles on pregnancy outcome. *Environ Health Perspect* 108:1159–1164
- DeMauro GE (2001) Review of the test of nonverbal intelligence. In: Plake BS, Impara JC (eds) *The fourteenth mental measurements yearbook*, 3rd edn. Buros Institute of Mental Measurements, Lincoln
- Edwards SC, Jedrychowski W, Butscher M, Camann D, Kieltyka A, Mroz E et al (2010) Prenatal Exposure to air borne polycyclic aromatic hydrocarbons and children’s intelligence at 5 years of age in a prospective study in Poland. *Environ Health Perspect* 118:1326–1331
- Eskenazi B, Castorina R (1999) Association of prenatal maternal or postnatal child environmental tobacco smoke exposure and neurodevelopmental and behavioral problems in children. *Environ Health Perspect* 107:991–1000
- Godschalk RWL, Van Schooten FJ, Bartsch H (2003) A critical evaluation of DNA adducts as biological markers for human exposure to polycyclic aromatic compounds. *J Biochem Mol Biol* 36:1–11
- Grandjean P, Landrigan PJ (2006) Developmental neurotoxicity of industrial chemicals. *Lancet* 368:2167–2178
- Hunter JE (1986) Cognitive ability, cognitive aptitudes, job knowledge, and job performance. *J Vocat Behav* 29:340–362
- IARC 2010 Monographs on the evaluation of carcinogenic risks in humans. Some non-heterocyclic polycyclic aromatic hydrocarbons and some related exposures. Lyon, France, Vol 92
- Jedrychowski W, Whyatt RM, Camman DE, Bawle UV, Peki K, Spengler JD et al (2003) Effect of prenatal PAH exposure on birth outcomes and neurocognitive development in a cohort of newborns in Poland. Study design and preliminary ambient data. *Int J Occup Med Environ Health* 16:21–29
- Johnson DL, Swank PR, Baldwin CD, McCormick D (1999) Adult smoking in the home environment and children’s IQ. *Psychol Rep* 84:149–154
- Kaufman AS (1980) Issues in psychological assessment: Interpreting the WISC-R intelligently. In: Lahey BB, Kazdin AE (eds) *Advances in clinical child psychology*, Vol. 3. Plenum Press, New York, pp 177–214
- Kihlstrom I (1986) Placental transfer of benzo(a)pyrene and its hydrophilic metabolites in the guinea pig. *Acta Pharmacol Toxicol (Copenhagen)* 58:272–276
- Lijinsky W (1991) The formation and occurrence of polynuclear aromatic hydrocarbons associated with food. *Mutat Res / Genet Toxicol* 259:251–261
- Lundqvist-Persson C, Lau G, Nordin P et al (2010) Early behaviour and development in breastfed premature infants are influenced by omega-6 and omega 3-fatty acids. *Early Hum Dev* 86:407–412
- Manchester DK, Gordon SK, Golas CL, Roberts EA, Okey AB (1987) Ah receptor in human placenta: stabilization by molybdate and characterization of binding of 2,3,7,8-tetrachlorodibenzo-p-dioxin, 3-methylcholanthrene, and benzo(a)pyrene. *Cancer Res* 47:4861–4868
- McCall RB (1977) Childhood IQs as predictors of adult educational and occupational status. *Science* 197:482–483
- Meyn MS (1995) Ataxia-telangiectasia and cellular responses to DNA damage. *Cancer Res* 55:5991–6001
- Moffitt TE, Silva PA (1987) WISC-R verbal and performance IQ discrepancy in an unselected cohort: clinical significance and longitudinal stability. *J Consult Clin Psychol* 55:768–774
- Moffitt TE, Gabriella WF, Mednick SA, Schulsinger F (1981) Socioeconomic status, IQ, and delinquency. *J Abnorm Psychol* 90:152–156
- National Research Council (1993) *Pesticides in the diets of infants and children*. National Academy Press, Washington, DC
- Neubert D, Tapken S (1988) Transfer of benzo(a)pyrene into mouse embryos and fetuses. *Arch Toxicol* 62:236–239
- Neuringer M, Connor WE (1986) Omega-3 fatty acids in the brain and retina: evidence for their essentiality. *Nutr Rev* 44:285–294
- Nicol CJ, Harrison ML, Laposa RR, Gimelshtein IL, Wells PG (1995) A teratologic suppressor role for p53 in benzo(a)pyrene-treated transgenic p53-deficient mice. *Nat Genet* 10:181–187
- Perera FP, Tang D, Tu YH, Cruz LA, Borjas M, Bernert T et al (2004) Biomarkers in maternal and newborn blood indicate heightened fetal susceptibility to procarcinogenic DNA damage. *Environ Health Perspect* 112:1133–1136
- Perera FP, Tang D, Whyatt RM, Lederman SA, Jedrychowski W (2005) DNA damage from polycyclic aromatic hydrocarbons measured by

- benzo(a)pyrene-DNA adducts in mothers and newborns from Northern Manhattan, the World Trade Center Area, Poland, and China. *Cancer Epidemiol Biomarkers Prev* 14:709–714
- Perera FP, Rauh V, Whyatt RM, Tsai WY, Tang D, Diaz D et al (2006) Effect of prenatal exposure to airborne polycyclic aromatic hydrocarbons on neurodevelopment in the first 3 years of life among inner-city children. *Environ Health Perspect* 114:1287–1292
- Perera F, Li Z, Whyatt R, Hoepner L, Wang S, Camann D et al (2009) Prenatal polycyclic aromatic hydrocarbon exposure and child intelligence at age 5. *Pediatrics* 124:e195–e202
- Perera FP, Wang S, Vishnevetsky J, Zhang B, Cole KJ, Tang D et al (2011) Polycyclic aromatic hydrocarbons-aromatic DNA adducts in cord blood and behavior scores in New York City children. *Environ Health Perspect* 119:1176–1181
- Phillips DH (1999) Polycyclic aromatic hydrocarbons in the diet. *Mutat Res* 443:139–147
- Saunders CR, Das SK, Ramesh A, Shockley DC, Mukherjee S (2006) Benzo(a)pyrene-induced acute neurotoxicity in the F-344 rat: role of oxidative stress. *J Appl Toxicol* 26(5):427–438
- Schocket B (1999) DNA damage in humans exposed to environmental and dietary polycyclic aromatic hydrocarbons. *Mutat Res* 8:143–153
- Schulte PA, Perera FP (1993) *Molecular epidemiology. Principles and practices*. Academic, San Diego
- Shuker DEG (2002) The enemy at the gates? DNA adducts as biomarkers of exposure to exogenous and endogenous genotoxic agents. *Toxicol Lett* 134:51–56
- Srivastava VK, Chauhan SS, Srivastava PK, Kumar V, Misra UK (1986) Fetal translocation and metabolism of PAH obtained from coal fly ash given intratracheally to pregnant rats. *J Toxicol Environ Health* 18:459–469
- Takeda K, Tsukue N, Yoshida S (2004) Endocrine-disrupting activity of chemicals in diesel exhaust and diesel exhaust particles. *Environ Sci* 11(1):33–45
- Tang D, Li TY, Liu JJ, Zhou ZJ, Yuan T, Chen YH et al (2008) Effects of prenatal exposure to coal burning pollutants on children's development in China. *Environ Health Perspect* 116:674–679
- US EPA (1999) Compendium method to-13a in compendium of methods for the determination of toxic organic compounds in ambient air—second edition. Cincinnati: Office of Research and Development. National Risk Management Research Laboratory. Center for Environmental Research Information
- US EPA (2005) Supplemental guidance for assessing cancer susceptibility from early-life exposure to carcinogens. Environmental Protection Agency
- Wang S, Zhang J, Zeng X, Zeng Y, Chen S (2009) Association of traffic-related air pollution with children's neurobehavioral functions in Quanzhou, China. *Environ Health Perspect* 117:1612–1618
- Wechsler W (1991) Wechsler Intelligence Scale for Children, 3rd edn. The Psychological Corporation, San Antonio
- Wechsler D (1994) *Manual of the Wechsler Intelligence Scale for Children-Revised*. Psychological Corporation, New York
- Wechsler D (2004) *Wechsler Intelligence Scale for Children, 4th edn*. Pearson Assessment, London
- Weitzman M, Byrd R, Aligne CA, Moss M (2002) The effects of tobacco exposure on children's behavioral and cognitive functioning: implications for clinical and public health policy and future research. *Neurotoxicol Teratol* 24:397–406
- WHO (1986) *Principles for evaluating health risks from chemicals during infancy and early childhood: the need for a special approach*. Environmental health criteria 59. World Health Organization, Geneva
- WHO (2001) *Polynuclear aromatic hydrocarbons (PAH)*. In: WHO Air Quality Guidelines for Europe, 2nd Edition. Copenhagen: World Health Organization, Regional Office for Europe
- Wilson VL, Jones PA (1983) Inhibition of DNA methylation by chemical carcinogens in vitro. *Cell* 32:239–246
- Wood KA, Youle RJ (1995) The role of free radicals and p53 in neuron apoptosis in vivo. *J Neurosci* 15:5851–5857
- Yolton K, Dietrich K, Auinger P, Lanphear BP, Hornung R (2005) Exposure to environmental tobacco smoke and cognitive abilities among U.S. children and adolescents. *Environ Health Perspect* 113: 98–103