

Association of the metformin with the risk of lung cancer: a meta-analysis

Li Wang, Yong Song, Guan-Nan Wu, Dong-Mei Yuan

Department of Respiratory Medicine, Jinling Hospital, Nanjing University School of Medicine, Nanjing 210002, P. R. China

Correspondence to: Yong Song, M.D., Ph.D. Department of Respiratory Medicine, Jinling Hospital, Nanjing University School of Medicine, 305 East Zhongshan Road, Nanjing 210002, P. R. China. Email: yong_song6310@yahoo.com.

Objective: To assess the correlation between metformin and risk of developing lung cancer by meta-analysis.

Methods: Papers on the correlation between metformin and risk of lung cancer were searched from PubMed, MEDLINE, EMBASE, ISI Web of Science, and Cochrane Library.

Results: Six papers on case-control study were included in this study, involving 39,787 metformin users and 177,752 controls. Meta-analysis showed that the risk of developing lung cancer was lower in metformin users than in those without metformin (OR=0.55, 95% CI: 0.35-0.85, P<0.001).

Conclusions: The risk of developing lung cancer is lower in metformin users than in those without metformin.

Keywords: Metformin; lung cancer; meta-analysis



Submitted Jul 30, 2013. Accepted for publication Aug 14, 2013.

doi: 10.3978/j.issn.2218-6751.2013.08.01

Scan to your mobile device or view this article at: <http://www.tlcr.org/article/view/1407/2051>

Introduction

Lung cancer is the leading cause of cancer related death worldwide (1) with the overall 5-year survival rate less than 17% (2). Although available treatment could improve survival in some patients, the overall success of treatment remains poor. Therefore, drug treatment that may be effective in reducing the lung cancer risk is of utmost importance and urgent efforts in prevention of lung cancer.

Diabetes mellitus (DM) is a common risk factor of cancers in different sites, including the liver, breast, pancreas and lung (3). Drug treatment of metformin in patients with DM was shown to be able to reduce overall risk of cancer and decrease mortality on some cancers (4). Studies have shown that metformin might be able to suppress the vitality of cancer cells and metformin treatment might reduce the risk of the development of tumor (5-8). A meta-analysis has demonstrated that metformin associated with reduced mortality and incidence of cancer in patients with DM (9). Some studies have shown that metformin could decrease

the risk of lung cancer, but some other studies got different results (10-12). Thus, we conducted this meta-analysis to better evaluate the effect of metformin on the risk of lung cancer.

Methods

Search strategy

We searched all published studies in databases of PubMed, MEDLINE, EMBASE, ISI Web of Science, and Cochrane Library up to June 20, 2013. Studies evaluating the risks of lung cancer incidence among people taking metformin, compared with those not taking metformin, were identified using the following keywords: 'metformin' and 'lung cancer' or 'lung carcinoma' or 'pulmonary carcinoma'. The reference lists in the studies were examined manually to further identify potentially relevant studies. We also e-mailed the authors to obtain relevant articles that did not have full-text.

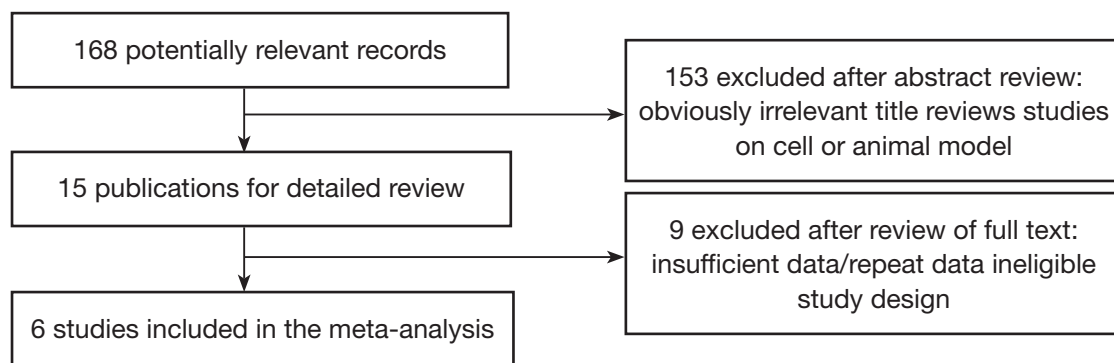


Figure 1 Flow diagram of reviewed potentially relevant publications.

Selection criteria

The inclusion criteria of an eligible study in the meta-analysis are as follows: (I) published full-text report in English-language; (II) RCTs, cohort studies, case-control studies, and cross-sectional studies on the metformin and risk of lung cancer; (III) the studies contained sufficient published data to estimate an odds ratio (OR), hazard ratios (HRs), or RRs with a 95% CI; (IV) the comparators were defined as any treatment not including metformin. Studies were excluded based on the following criteria: (I) Publications that failed to report the metformin and risk of lung cancer; (II) insufficient information for data extraction.

Data abstraction

Information was extracted independently by two reviewers according to the inclusion criteria listed above from all eligible publications. Disagreements were resolved by discussion between the two investigators. If no consensus could be reached, a third author was consulted to reach a final decision. The extracted information included the name of first author; journal and year of publication; characteristics of the study population (including age, sex, ethnicity); study design; and numbers of cases and controls. Study authors were contacted as needed to obtain detailed data. When more than one study was published from the same cohort, only the most recent or largest sample size study was included in the meta-analysis to avoid overlapping populations.

Statistical analysis

Response to metformin exposure was evaluated by using

chi-square analysis. The statistical significance of the summary OR was determined using the Z test, in which $P < 0.05$ was considered significant. In the meta-analysis, each adjusted relative risk was combined and the pooled RRs with the 95% CI were calculated using the random-effects model. Heterogeneity among the studies was evaluated using the χ^2 -based Q statistic. If heterogeneity existed, data was analyzed using a random effects model. In the absence of heterogeneity, a fixed effects model was used. Sensitivity analysis was used to examine the effect of excluding specific studies. The possibility of a publication bias, which can result from the non-publication of small studies with negative findings, was analyzed by Begg's funnel plot and Egger's regression test ($P < 0.05$ was considered representative of statistically significant publication bias). Stata11 software (version 11.0; Stata Corporation, College Station, TX) was used for these calculations.

Results

Search results

Results of the search strategy for studies are summarized in *Figure 1*. A total of seven publications evaluating the association between the metformin and lung cancer risk were included in the meta-analysis, involving 217,539 subjects (39,787 cases of metformin users and 177,752 controls of none metformin users) (10,12-16). Four of the six included publications described case-control studies involved British (12,13,15,16), while the remaining two publications involving Chinese descent (10,14). Every study with both male and female subjects on lung carcinoma. Characteristics of studies included in the meta-analysis are presented in *Table 1*.

Table 1 Characteristics of studies included in the meta-analysis

Study	Year	Country	Population	Metformin users		Comparators	
				Lung cancer	No lung cancer	Lung cancer	No lung cancer
GILLIAN C. HALL	2005	Britain	British	21	4,831	111	13,219
GILLIAN LIBBY	2009	Britain	British	297	3,788	474	3,611
Shih-Wei Lai	2012	China Taiwan	Chinese	96	16,520	33	2,975
Michael Bodmer	2012	Britain	British	504	3,156	12,539	75,102
Ming-Chia Hsieh	2012	China Taiwan	Chinese	45	3,918	4,281	63,446
Brielan B. Smiechowski	2013	Britain	British	616	5,995	192	1,769

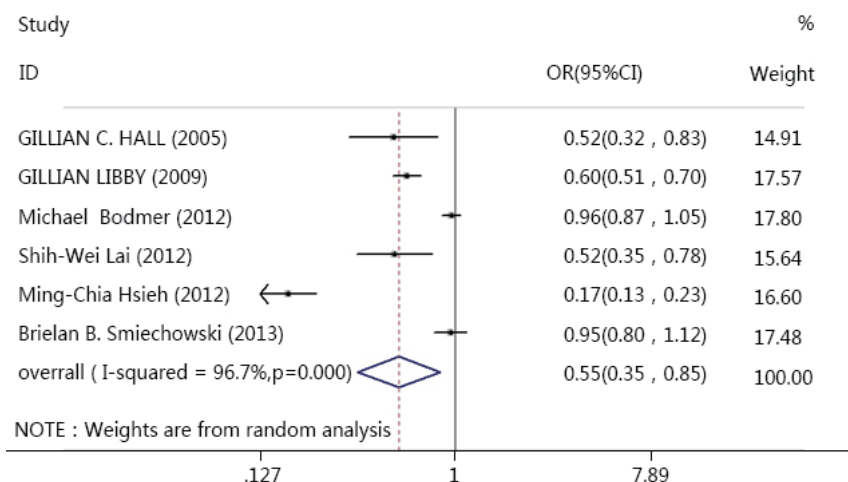


Figure 2 Forest plot from the meta-analysis of metformin and lung cancer risk.

Quantitative data synthesis

The meta-analysis was performed on 6 studies of a total of 1,579 metformin users with lung cancer. Results of the meta-analysis showed that the incident cancer risks were significantly decreased for cancers of the lung in metformin users, compared with non-metformin users (OR=0.55, 95% CI: 0.35-0.85, P<0.001, I² =96.8%). The main results of meta-analysis about metformin and lung cancer risk were shown in *Figure 2*.

Sensitivity analysis and publication bias

To assess the stability of our findings, sensitivity analysis was carried out by sequentially excluding each study. Statistically similar results were obtained after sequentially excluding each study, suggesting the stability of the results. Begg’s funnel plot and Egger’s test were used to assess potential publication bias. Egger’s Pr > |z|=0.15, 95% CI: -17.03-3.66; Begg’s Pr > |z|=0.57, revealed no

publication bias. The results of Begg’s test were shown in *Figure 3*.

Discussion

Metformin is the most commonly prescribed oral hypoglycemic agent for type II diabetic patients (17). Several observational studies have reported that the use of this drug is associated with a decreased risk of cancer (7,18,19). Our meta-analysis demonstrated that metformin is associated with a lower risk of cancer incidence of lung. Metformin can significantly reduce the risks of lung cancer. This finding support the hypothesis that metformin potentially has an anticancer effect (7).

It has been suggested that this finding may be related to metformin’s activation of the AMP-activated kinase (AMPK) path-way (17), this pathway is known to regulate cellular metabolism (20). Additionally, metformin results in inhibition of the serine—threonine kinase mammalian

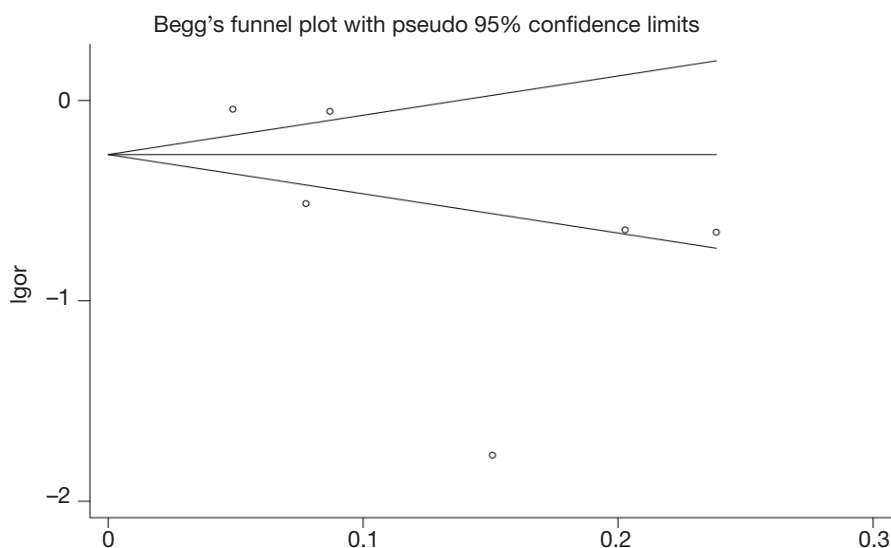


Figure 3 The Begg's analysis of publication bias of the included studies.

target of rapamycin (mTOR), an important molecular target which regulates cellular growth and proliferation, thereby interfering with cellular proliferation and oncogenesis (21).

Compared with recently published studies, our updated study is novel, and 6 studies focusing on Chinese populations and European populations. Heterogeneity is a potential problem that may affect the interpretation of the results. There is heterogeneity existed in our meta-analysis. Reasons of heterogeneity may attribute to the diversity in design, sample-sizes, methods of genotyping and inclusion criteria.

The findings in this meta-analysis should be interpreted with caution because of several limitations. Age, gender and smoking are the most important confounding factors, these factors effect lung cancer risk have been reported in many studies. One limitation of our study was that stratification by age and gender could not be effectively performed in the meta-analysis because of unavailable information on age as well as limited information on smoking in the included studies. Second, the included publications were limited to Chinese and British populations, so future work should examine other populations. Third, we selected only English-language publications in the meta-analysis. It is possible that these results would be different if others included the findings of unpublished studies or of relevant studies published in other languages.

In conclusion, the risk of developing lung cancer is lower in metformin users than in those without metformin.

Acknowledgements

Disclosure: The authors declare no conflict of interest.

References

1. Jemal A, Siegel R, Xu J, et al. Cancer statistics, 2010. *CA Cancer J Clin* 2010;60:277-300.
2. Siegel R, DeSantis C, Virgo K, et al. Cancer treatment and survivorship statistics, 2012. *CA Cancer J Clin* 2012;62:220-41.
3. Hemminki K, Li X, Sundquist J, et al. Risk of cancer following hospitalization for type 2 diabetes. *Oncologist* 2010;15:548-55.
4. Currie CJ, Poole CD, Jenkins-Jones S, et al. Mortality after incident cancer in people with and without type 2 diabetes: impact of metformin on survival. *Diabetes Care* 2012;35:299-304.
5. Wu N, Gu C, Gu H, et al. Metformin induces apoptosis of lung cancer cells through activating JNK/p38 MAPK pathway and GADD153. *Neoplasia* 2011;58:482-90.
6. Algire C, Zakikhani M, Blouin MJ, et al. Metformin attenuates the stimulatory effect of a high-energy diet on in vivo LLC1 carcinoma growth. *Endocr Relat Cancer* 2008;15:833-9.
7. Schneider MB, Matsuzaki H, Haorah J, et al. Prevention of pancreatic cancer induction in hamsters by metformin. *Gastroenterology* 2001;120:1263-70.
8. Evans JM, Donnelly LA, Emslie-Smith AM, et al.

- Metformin and reduced risk of cancer in diabetic patients. *BMJ* 2005;330:1304-5.
9. Noto H, Goto A, Tsujimoto T, et al. Cancer risk in diabetic patients treated with metformin: a systematic review and meta-analysis. *PLoS One* 2012;7:e33411.
 10. Lai SW, Liao KF, Chen PC, et al. Antidiabetes drugs correlate with decreased risk of lung cancer: a population-based observation in Taiwan. *Clin Lung Cancer* 2012;13:143-8.
 11. Tan BX, Yao WX, Ge J, et al. Prognostic influence of metformin as first-line chemotherapy for advanced nonsmall cell lung cancer in patients with type 2 diabetes. *Cancer* 2011;117:5103-11.
 12. Bodmer M, Becker C, Jick SS, et al. Metformin does not alter the risk of lung cancer: a case-control analysis. *Lung Cancer* 2012;78:133-7.
 13. Libby G, Donnelly LA, Donnan PT, et al. New users of metformin are at low risk of incident cancer: a cohort study among people with type 2 diabetes. *Diabetes Care* 2009;32:1620-5.
 14. Hsieh MC, Lee TC, Cheng SM, et al. The influence of type 2 diabetes and glucose-lowering therapies on cancer risk in the Taiwanese. *Exp Diabetes Res* 2012;2012:413782.
 15. Hall GC, Roberts CM, Boulis M, et al. Diabetes and the risk of lung cancer. *Diabetes Care* 2005;28:590-4.
 16. Smiechowski BB, Azoulay L, Yin H, et al. The use of metformin and the incidence of lung cancer in patients with type 2 diabetes. *Diabetes Care* 2013;36:124-9.
 17. Dowling RJ, Goodwin PJ, Stambolic V. Understanding the benefit of metformin use in cancer treatment. *BMC Med* 2011;9:33.
 18. Anisimov VN, Egormin PA, Bershtein LM, et al. Metformin decelerates aging and development of mammary tumors in HER-2/neu transgenic mice. *Bull Exp Biol Med* 2005;139:721-3.
 19. Berstein LM. Clinical usage of hypolipidemic and antidiabetic drugs in the prevention and treatment of cancer. *Cancer Lett* 2005;224:203-12.
 20. Kim I, He YY. Targeting the AMP-Activated Protein Kinase for Cancer Prevention and Therapy. *Front Oncol* 2013;3:175.
 21. Antonoff MB, D'Cunha J. Teaching an old drug new tricks: metformin as a targeted therapy for lung cancer. *Semin Thorac Cardiovasc Surg* 2010;22:195-6.

Cite this article as: Wang L, Song Y, Wu GN, Yuan DM. Association of the metformin with the risk of lung cancer: a meta-analysis. *Transl Lung Cancer Res* 2013;2(4):259-263. doi: 10.3978/j.issn.2218-6751.2013.08.01