

Measurement of J/ψ polarization in pp collisions at $\sqrt{s} = 7$ TeV

The LHCb Collaboration*

CERN, 1211 Geneva 23, Switzerland

Received: 24 July 2013 / Revised: 15 October 2013 / Published online: 9 November 2013
© CERN for the benefit of the LHCb collaboration 2013. This article is published with open access at Springerlink.com

Abstract An angular analysis of the decay $J/\psi \rightarrow \mu^+\mu^-$ is performed to measure the polarization of prompt J/ψ mesons produced in pp collisions at $\sqrt{s} = 7$ TeV. The dataset corresponds to an integrated luminosity of 0.37 fb^{-1} collected with the LHCb detector. The measurement is presented as a function of transverse momentum, p_T , and rapidity, y , of the J/ψ meson, in the kinematic region $2 < p_T < 15 \text{ GeV}/c$ and $2.0 < y < 4.5$.

1 Introduction

Studies of J/ψ production in hadronic collisions provide powerful tests of QCD. In pp collisions, quarkonium resonances can be produced directly, through feed-down from higher quarkonium states (such as the $\psi(2S)$ or χ_c resonances [1]), or via the decay of b hadrons. The first two production mechanisms are generically referred to as prompt production. The mechanism for prompt production is not yet fully understood and none of the available models adequately predicts the observed dependence of the J/ψ production cross-section and polarization on its transverse momentum p_T [1]. This paper describes the measurement of the polarization of the prompt J/ψ component in pp collisions at $\sqrt{s} = 7$ TeV, using the dimuon decay mode. The measured polarization is subsequently used to update the LHCb measurement of the cross-section given in Ref. [2]. This improves the precision of the cross-section measurement significantly as the polarization and overall reconstruction efficiency are highly correlated.

The three polarization states of a J/ψ vector meson are specified in terms of a chosen coordinate system in the rest frame of the meson. This coordinate system is called the polarization frame and is defined with respect to a particular polarization axis. Defining the polarization axis to be the Z -axis, the Y -axis is chosen to be orthogonal to the production plane (the plane containing the J/ψ momentum and

the beam axis) and the X -axis is oriented to create a right-handed coordinate system.

Several polarization frame definitions can be found in the literature. In the helicity frame [3] the polarization axis coincides with the flight direction of the J/ψ in the centre-of-mass frame of the colliding hadrons. In the Collins–Soper frame [4] the polarization axis is the direction of the relative velocity of the colliding beams in the J/ψ rest frame.

The angular decay distribution, apart from a normalization factor, is described by

$$\frac{d^2N}{d\cos\theta d\phi} \propto 1 + \lambda_\theta \cos^2\theta + \lambda_{\theta\phi} \sin 2\theta \cos\phi + \lambda_\phi \sin^2\theta \cos 2\phi, \quad (1)$$

where θ is the polar angle between the direction of the positive lepton and the chosen polarization axis, and ϕ is the azimuthal angle, measured with respect to the production plane. In this formalism, the polarization is completely longitudinal if the set of polarization parameters $(\lambda_\theta, \lambda_{\theta\phi}, \lambda_\phi)$ takes the values $(-1, 0, 0)$ and it is completely transverse if it takes the values $(1, 0, 0)$. In the zero polarization scenario the parameters are $(0, 0, 0)$. In the general case, the values of $(\lambda_\theta, \lambda_{\theta\phi}, \lambda_\phi)$ depend on the choice of the spin quantization frame and different values can be consistent with the same underlying polarization states. However, the combination of parameters

$$\lambda_{\text{inv}} = \frac{\lambda_\theta + 3\lambda_\phi}{1 - \lambda_\phi} \quad (2)$$

is invariant under the choice of polarization frame [5, 6]. The natural polarization axis for the measurement is that where the lepton azimuthal angle distribution is symmetric ($\lambda_\phi = \lambda_{\theta\phi} = 0$) and λ_θ is maximal [7].

Several theoretical models are used to describe quarkonium production, predicting the values and the kinematic dependence of the cross-section and polarization. The color-singlet model (CSM) at leading order [8, 9] underestimates the J/ψ production cross-section by two orders of magnitude [2, 10] and predicts significant transverse polarization. Subsequent calculations at next-to-leading order and

* e-mail: yanxi.zhang@cern.ch

at next-to-next-to-leading order change these predictions dramatically. The cross-section prediction comes close to the observed values and the polarization is expected to be large and longitudinal [11–14]. Calculations performed in the framework of non-relativistic quantum chromodynamics (NRQCD), where the $c\bar{c}$ pair can be produced in color-octet states (color-octet model, COM [15–17]), can explain the shape and magnitude of the measured cross-section as a function of p_T . COM predicts a dependence of the J/ψ polarization on the p_T of the J/ψ meson. In the low p_T region ($p_T < M(J/\psi)/c$ with $M(J/\psi)$ the mass of the J/ψ meson), where the gluon fusion process dominates, a small longitudinal polarization is expected [18]. For $p_T \gg M(J/\psi)$, where gluon fragmentation dominates, the leading order predictions [19, 20] and next-to-leading order calculations [21] suggest a large transverse component of the J/ψ polarization.

The polarization for inclusive J/ψ production (including the feed-down from higher charmonium states) in hadronic interactions has been measured by several experiments at Fermilab [22], Brookhaven [23] and DESY [24]. The CDF experiment, in $p\bar{p}$ collisions at $\sqrt{s} = 1.96$ TeV, measured a small longitudinal J/ψ polarization, going to zero at small p_T . This measurement is in disagreement with the COM calculations and does not support the conclusion that the color-octet terms dominate the J/ψ production in the high p_T region. The PHENIX experiment measured the J/ψ polarization in pp collisions at $\sqrt{s} = 200$ GeV, for $p_T < 3$ GeV/ c . The HERA-B experiment studied J/ψ polarization in 920 GeV/ c fixed target proton-nucleus (p -C and p -W) collisions. The explored kinematic region is defined for $p_T < 5.4$ GeV/ c and Feynman variable x_F between -0.34 and 0.14 . Also in these cases a small longitudinal polarization is observed. Recently, at the LHC, ALICE [25] and CMS [26] have measured the J/ψ polarization in pp collisions at $\sqrt{s} = 7$ TeV, in the kinematic ranges of $2 < p_T < 8$ GeV/ c , $2.5 < y < 4.0$, and $14 < p_T < 70$ GeV/ c , $|y| < 1.2$, respectively. The ALICE collaboration finds a small longitudinal polarization vanishing at high values of p_T ,¹ while the CMS results do not show evidence of large transverse or longitudinal polarizations.

The analysis presented here is performed by fitting the efficiency-corrected angular distribution of the data. Given the forward geometry of the LHCb experiment, the polarization results are presented in the helicity frame and, as a cross-check, in the Collins–Soper frame. The polarization is measured by performing a two-dimensional angular analysis considering the distribution given in Eq. (1) and using an unbinned maximum likelihood fit. To evaluate the detector acceptance, reconstruction and trigger efficiency, fully simulated events are used. The measurement is performed in six

bins of J/ψ transverse momentum and five rapidity bins. The edges of the bins in J/ψ p_T and y are defined respectively as [2, 3, 4, 5, 7, 10, 15] GeV/ c in J/ψ p_T and [2.0, 2.5, 3.0, 3.5, 4.0, 4.5] in J/ψ y .

The remainder of the paper is organized as following. In Sect. 2 a brief description of the LHCb detector and the data sample used for the analysis is given. In Sect. 3 the signal selection is defined. In Sects. 4 and 5 respectively, the fit procedure to the angular distribution and the contributions to the systematic uncertainties on the measurement are described. The results are presented in Sect. 6 and in Sect. 7 the update of the J/ψ cross-section, including the polarization effect, is described. Finally in Sect. 8 conclusions are drawn.

2 LHCb detector and data sample

The LHCb detector [27] is a single-arm forward spectrometer covering the pseudorapidity range $2 < \eta < 5$, designed for the study of hadrons containing b or c quarks. A right-handed Cartesian coordinate system is used, centred on the nominal pp collision point with z pointing downstream along the nominal beam axis and y pointing upwards. The detector includes a high precision tracking system consisting of a silicon-strip vertex detector surrounding the pp interaction region, a large-area silicon-strip detector located upstream of a dipole magnet with a bending power of about 4 Tm, and three stations of silicon-strip detectors and straw drift tubes placed downstream. The combined tracking system provides momentum measurement with relative uncertainty that varies from 0.4 % at 5 GeV/ c to 0.6 % at 100 GeV/ c , and impact parameter resolution of 20 μm for tracks with high p_T . Charged hadrons are identified using two ring-imaging Cherenkov detectors. Photon, electron and hadron candidates are identified by a calorimeter system consisting of scintillating-pad and pre-shower detectors, an electromagnetic calorimeter and a hadronic calorimeter. Muons are identified by a system composed of alternating layers of iron and multiwire proportional chambers [28].

The trigger [29] consists of a hardware stage, based on information from the calorimeter and muon systems, followed by a software stage, which applies a full event reconstruction. Candidate events are selected by the hardware trigger requiring the p_T of one muon to be larger than 1.48 GeV/ c , or the products of the p_T of the two muons to be larger than 1.68 (GeV/ c)². In the subsequent software trigger [29], two tracks with $p_T > 0.5$ GeV/ c and momentum $p > 6$ GeV/ c are required to be identified as muons and the invariant mass of the two muon tracks is required to be within ± 120 MeV/ c^2 of the nominal mass of the J/ψ meson [30]. The data used for this analysis correspond to an integrated luminosity of 0.37 fb⁻¹ of pp collisions at

¹ In the ALICE measurement the J/ψ from b decays are also included.

a center-of-mass energy of $\sqrt{s} = 7$ TeV, collected by the LHCb experiment in the first half of 2011. The period of data taking has been chosen to have uniform trigger conditions.

In the simulation, pp collisions are generated using PYTHIA 6.4 [31] with a specific LHCb configuration [32]. Decays of hadronic particles are described by EVTGEN [33], in which final state radiation is generated using PHOTOS [34]. The interaction of the generated particles with the detector and its response are implemented using the GEANT4 toolkit [35, 36] as described in Ref. [37]. The prompt charmonium production is simulated in PYTHIA according to the leading order color-singlet and color-octet mechanisms.

3 Signal selection

The selection requires that at least one primary vertex is reconstructed in the event. Candidate J/ψ mesons are formed from pairs of opposite-sign tracks reconstructed in the tracking system. Each track is required to have $p_T > 0.75$ GeV/ c and to be identified as a muon. The two muons must originate from a common vertex and the χ^2 probability of the vertex fit must be greater than 0.5 %.

In Fig. 1 (left), the invariant mass distribution of J/ψ candidates for $5 < p_T < 7$ GeV/ c and $3.0 < y < 3.5$ is shown as an example. A fit to the mass distribution has been performed using a Crystal Ball function [38] for the signal and a linear function for the background, whose origin is combinatorial. The Crystal Ball parameter describing the threshold of the radiative tail is fixed to the value obtained in the simulation. The Crystal Ball peak position and

resolution determined in the fit shown in Fig. 1 (left) are respectively $\mu = 3090.5$ MeV/ c^2 and $\sigma = 14.6$ MeV/ c^2 . The signal region is defined as $[\mu - 3\sigma, \mu + 3\sigma]$ and the two sideband regions as $[\mu - 7\sigma, \mu - 4\sigma]$ and $[\mu + 4\sigma, \mu + 7\sigma]$ in the mass distribution.

Prompt J/ψ mesons and J/ψ mesons from b -hadron decays can be discriminated by the pseudo-decay-time τ , which is defined as:

$$\tau = \frac{(z_{J/\psi} - z_{PV})M(J/\psi)}{p_z}, \tag{3}$$

where $z_{J/\psi}$ and z_{PV} are the positions of the J/ψ decay vertex and the associated primary vertex along the z -axis, $M(J/\psi)$ is the nominal J/ψ mass and p_z is the measured z component of the J/ψ momentum in the center-of-mass frame of the pp collision. For events with several primary vertices, the one which is closest to the J/ψ vertex is used. The uncertainty σ_τ is calculated for each candidate using the measured covariance matrix of $z_{J/\psi}$ and p_z and the uncertainty of z_{PV} . The bias induced by not refitting the primary vertex removing the two tracks from the reconstructed J/ψ meson is found to be negligible [2]. The pseudo decay-time significance S_τ is defined as $S_\tau = \tau/\sigma_\tau$. In order to suppress the component of J/ψ mesons from b -hadron decays, it is required that $|S_\tau| < 4$. With this requirement, the fraction of J/ψ from b -hadron decays reduces from about 15 % to about 3 %. The distribution of the pseudo-decay-time significance in one kinematic bin is shown in Fig. 1 (right).

4 Polarization fit

The polarization parameters are determined from a fit to the angular distribution ($\cos\theta, \phi$) of the $J/\psi \rightarrow \mu^+\mu^-$ decay.

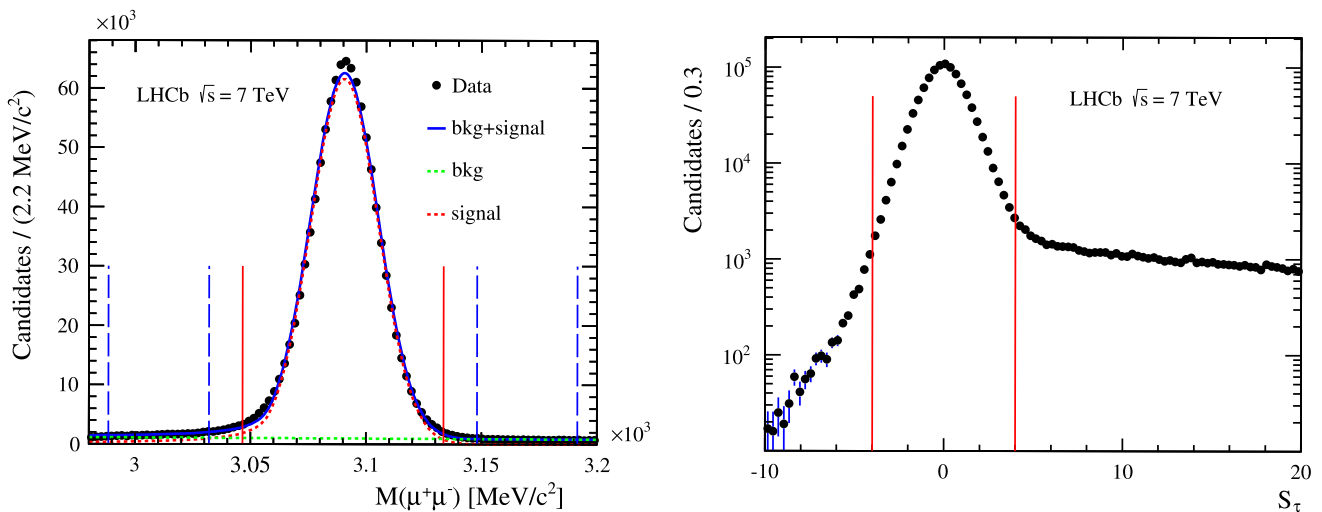


Fig. 1 (Left) Invariant mass distribution of muon pairs passing the selection criteria. In the plot, J/ψ candidates are required to have $5 < p_T < 7$ GeV/ c and $3.0 < y < 3.5$. The solid (dashed) vertical lines indicate the signal (sideband) regions. (Right) Pseudo decay-time

significance (S_τ) distribution for background subtracted J/ψ candidates in the same kinematic bin. The solid vertical lines indicate the S_τ selection region. The right tail of the distribution is due to J/ψ production through the decay of b hadrons

The knowledge of the efficiency as a function of the angular variables ($\cos\theta, \phi$) is crucial for the analysis. The detection efficiency ϵ includes geometrical, detection and trigger efficiencies and is obtained from a sample of simulated unpolarized J/ψ mesons decaying in the $J/\psi \rightarrow \mu^+\mu^-$ channel, where the events are divided in bins of p_T and y of the J/ψ meson. The efficiency is studied as a function of four kinematic variables: p_T and y of the J/ψ meson, and $\cos\theta$ and ϕ of the positive muon. As an example, Fig. 2 shows the efficiency as a function of $\cos\theta$ (integrated over ϕ) and ϕ (integrated over $\cos\theta$) respectively, for two different bins of p_T and all five bins of y . The efficiency is lower for $\cos\theta \approx \pm 1$, as one of the two muons in this case has a small momentum in the center-of-mass frame of the pp collision and is often bent out of the detector acceptance by the dipole field of the magnet. The efficiency is also lower for $|\phi| \approx 0$ or π , because one of the two muons often escapes the LHCb detector acceptance.

To fit the angular distribution in Eq. (1), a maximum likelihood (ML) approach is used. The logarithm of the likelihood function, for data in each p_T and y bin, is defined as

$$\begin{aligned} \log L &= \sum_{i=1}^{N_{\text{tot}}} w_i \\ &\times \log \left[\frac{P(\cos\theta_i, \phi_i | \lambda_\theta, \lambda_{\theta\phi}, \lambda_\phi) \epsilon(\cos\theta_i, \phi_i)}{N(\lambda_\theta, \lambda_{\theta\phi}, \lambda_\phi)} \right] \quad (4) \\ &= \sum_{i=1}^{N_{\text{tot}}} w_i \times \log \left[\frac{P(\cos\theta_i, \phi_i | \lambda_\theta, \lambda_{\theta\phi}, \lambda_\phi)}{N(\lambda_\theta, \lambda_{\theta\phi}, \lambda_\phi)} \right] \\ &+ \sum_{i=1}^{N_{\text{tot}}} w_i \times \log[\epsilon(\cos\theta_i, \phi_i)], \quad (5) \end{aligned}$$

where

$$\begin{aligned} P(\cos\theta_i, \phi_i | \lambda_\theta, \lambda_{\theta\phi}, \lambda_\phi) \\ = 1 + \lambda_\theta \cos^2\theta_i + \lambda_{\theta\phi} \sin 2\theta_i \cos\phi_i + \lambda_\phi \sin^2\theta_i \cos 2\phi_i, \end{aligned}$$

w_i are weighting factors and the index i runs over the number of the candidates, N_{tot} . The second sum in Eq. (5) can be ignored in the fit as it has no dependence on the polarization parameters. $N(\lambda_\theta, \lambda_{\theta\phi}, \lambda_\phi)$ is a normalization integral, defined as

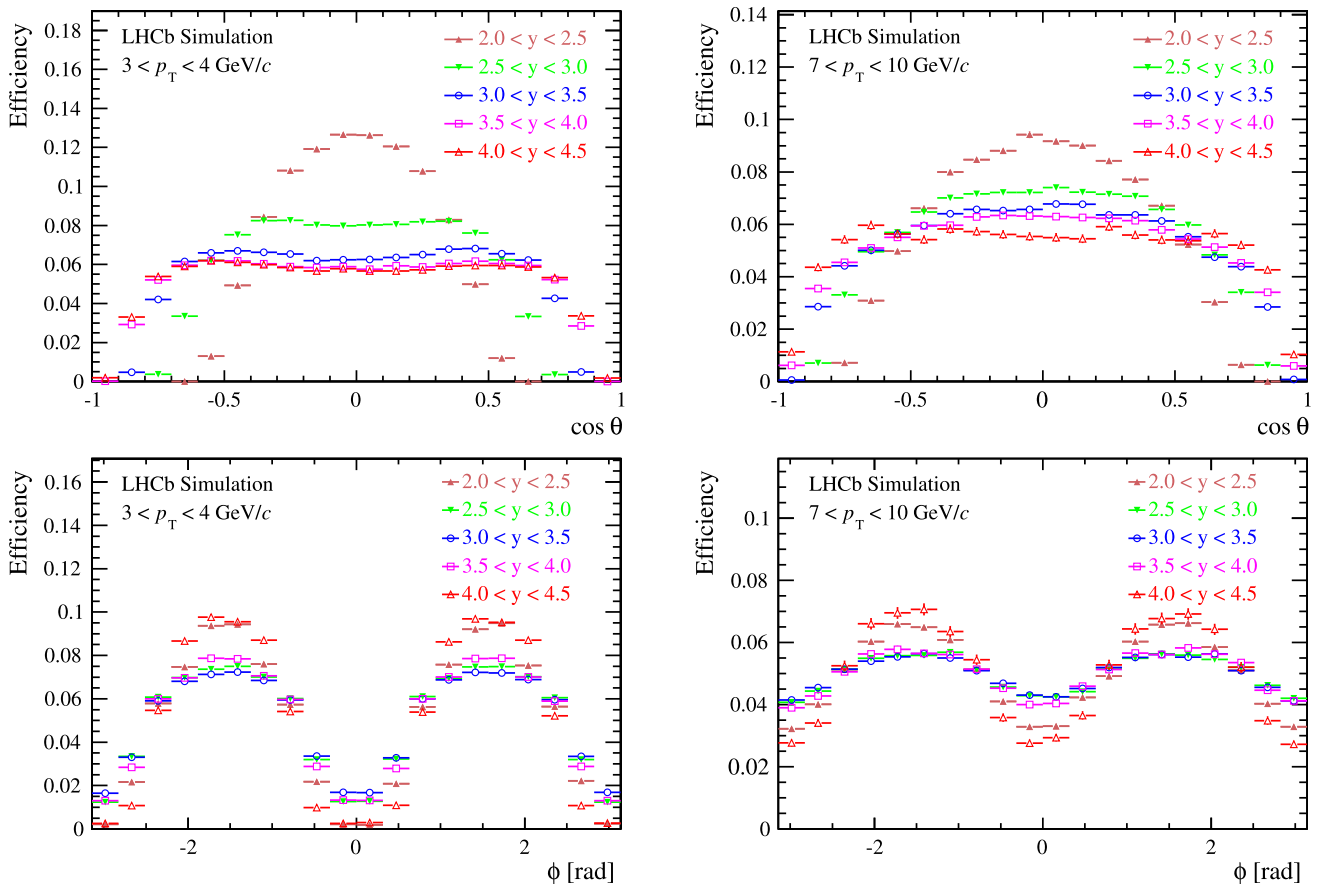


Fig. 2 Global efficiency (area normalized to unity) as a function of (top) $\cos\theta$ and (bottom) ϕ for (left) $3 < p_T < 4$ GeV/c and for (right) $7 < p_T < 10$ GeV/c of J/ψ mesons in the helicity frame. The efficiency is determined from simulation

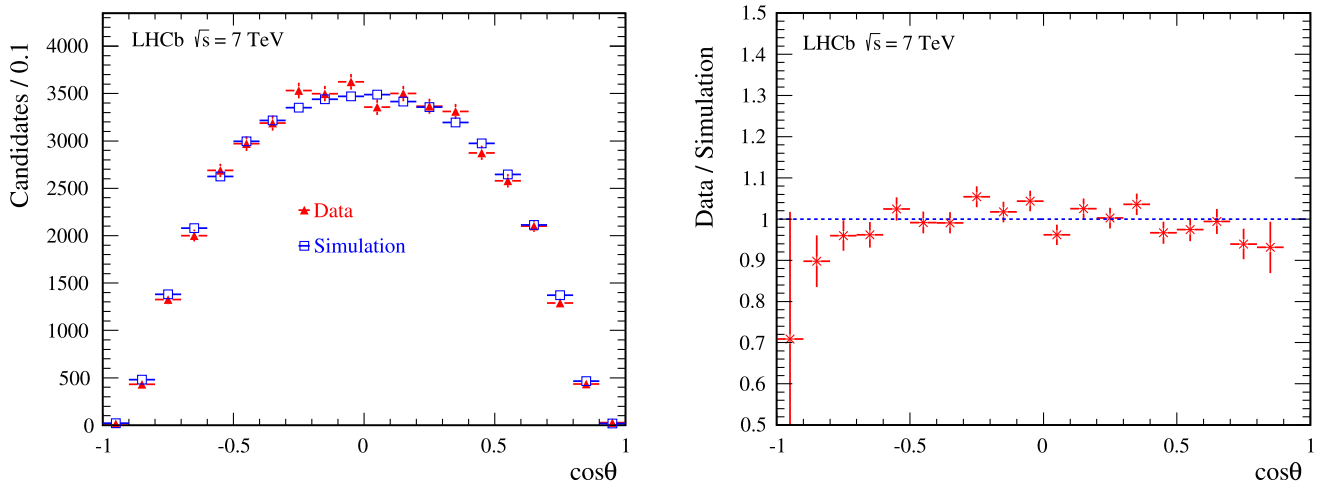


Fig. 3 (Left) Distributions of $\cos\theta$ in the helicity frame for J/ψ mesons from $B^+ \rightarrow J/\psi K^+$ decays in data (open circles) and simulated sample (open squares) after the weighting based on the B^+ and J/ψ kinematics and (right) their ratio

$$N(\lambda_\theta, \lambda_{\theta\phi}, \lambda_\phi) = \int d\Omega P(\cos\theta, \phi|\lambda_\theta, \lambda_{\theta\phi}, \lambda_\phi) \times \epsilon(\cos\theta, \phi). \quad (6)$$

In the simulation where J/ψ mesons are generated unpolarized, the $(\cos\theta, \phi)$ two-dimensional distribution of selected candidates is the same as the efficiency $\epsilon(\cos\theta, \phi)$, so Eq. (6) can be evaluated by summing $P(\cos\theta_i, \phi_i|\lambda_\theta, \lambda_{\theta\phi}, \lambda_\phi)$ over the J/ψ candidates in the simulated sample. The normalization $N(\lambda_\theta, \lambda_{\theta\phi}, \lambda_\phi)$ depends on all three polarization parameters. The weighting factor w_i is chosen to be +1 (−1) if a candidate falls in the signal region (sideband regions) shown in Fig. 1. In this way the background component in the signal window is subtracted on a statistical basis.² For this procedure it is assumed that the angular distribution $(\cos\theta, \phi)$ of background events in the signal region is similar to that of the events in sideband regions, and that the mass distribution of the background is approximately linear.

The method used for the measurement of the polarization is tested by measuring the J/ψ polarization in two simulated samples with a fully transverse and fully longitudinal polarization, respectively. In both cases the results reproduce the simulation input within the statistical sensitivity.

To evaluate the normalization function $N(\lambda_\theta, \lambda_{\theta\phi}, \lambda_\phi)$ on the simulated sample of unpolarized J/ψ mesons, we rely on the correct simulation of the efficiency. In order to cross check the reliability of the efficiency obtained from the simulation, the control-channel $B^+ \rightarrow J/\psi K^+$ is studied. The choice of this channel is motivated by the fact that, due to angular momentum conservation, the J/ψ must be longitudinally polarized and any difference between the angular

distributions measured in data and in the simulation must be due to inaccuracies in the simulation.

To compare the kinematic variables of the muons in data and simulation, a first weighting procedure is applied to the simulated sample to reproduce the B^+ and J/ψ kinematics in the data. In Fig. 3, $\cos\theta$ distributions for $B^+ \rightarrow J/\psi K^+$ candidates for data and simulation are shown, as well as their ratio. A small difference between the distributions for data and simulation is observed, which is attributed to an overestimation of the efficiency in the simulation for candidates with values of $|\cos\theta| \approx 1$. To correct for the acceptance difference, an additional event weighting is applied where the weighting factors are obtained by comparing the two-dimensional muon p_T and y distribution in the center-of-mass frame of pp collisions in data and simulation. This weighting corrects for the observed disagreement in the $\cos\theta$ distribution. The weights as a function of muon p_T and y obtained from the $B^+ \rightarrow J/\psi K^+$ sample are subsequently applied in the same way to the simulated prompt J/ψ sample, which is used to determine the efficiency for the polarization measurement.

5 Systematic uncertainties

The largest systematic uncertainty is related to the determination of the efficiency and to the weighting procedure used to correct the simulation, using the $B^+ \rightarrow J/\psi K^+$ control channel. The weighting procedure is performed in bins of p_T and y of the two muons and, due to the limited number of candidates in the control channel, the statistical uncertainties of the correction factors are sizeable (from 1.3 % up to 25 %, depending on the bin). To propagate these uncertainties to the polarization results, the following procedure is used. For each muon (p_T, y) bin, the weight is changed

²The signal window and the sum of the sideband regions have the same width.

by one standard deviation, leaving all other weights at their nominal values. This new set of weights is used to redetermine the detector efficiency and then perform a new fit of the polarization parameters. The difference of the obtained parameters with respect to the nominal polarization result is considered as the contribution of this muon (p_T, y) bin to the uncertainty. The total systematic uncertainty is obtained by summing all these independent contributions in quadrature. In the helicity frame, the average absolute uncertainty over all the J/ψ (p_T, y) bins due to this effect is 0.067 on λ_θ .

Concerning the background subtraction, the choice of the sidebands and the background model are checked. A systematic uncertainty is evaluated by comparing the nominal results for the polarization parameters, and those obtained using only the left or the right sideband, or changing the background fit function (as alternatives to the linear function, exponential and polynomial functions are used). In both cases the maximum variation with respect to the nominal result is assigned as systematic uncertainty. Typically, the absolute size of this effect is 0.012 on λ_θ for $p_T > 5$ GeV/c.

The effect of the (p_T, y) binning for the J/ψ meson could also introduce an uncertainty, due to the difference of the J/ψ kinematic distributions between data and simulation within the bins. To investigate this effect, each bin is divided in four sub-bins (2×2) and the polarization parameters are calculated in each sub-bin. The weighted average of the results in the four sub-bins is compared with the nominal result and the difference is quoted as the systematic uncertainty. As expected, this effect is particularly important in the rapidity range near the LHCb acceptance boundaries, where the efficiency has a strong dependence on the kinematic properties of the J/ψ meson. It however depends on p_T only weakly and the average effect on λ_θ is 0.018 (absolute).

Two systematic uncertainties related to the cut on the J/ψ decay time significance are evaluated. The first is due to the residual J/ψ candidates from b -hadron decays, 3 % on average and up to 5 % in the highest p_T bins, that potentially have different polarization. The second is due to the efficiency difference in the S_τ requirement in data and simulation. The average size of these effects, over the J/ψ (p_T, y), is 0.012.

The limited number of events in the simulation sample, used to evaluate the normalization integrals of Eq. (6), is a source of uncertainty. This effect is evaluated by simulating a large number of pseudo-experiments and the average absolute size is 0.015.

Finally, the procedure used to statistically subtract the background introduces a statistical uncertainty, not included in the standard likelihood maximization uncertainty. A detailed investigation shows that it represents a tiny correction to the nominal statistical uncertainty, reported in Tables 2 and 3.

The main contributions to the systematic uncertainties on λ_θ are summarized in Table 1 for the helicity and the Collins–Soper frames. While all uncertainties are evaluated for every p_T and y bin separately, we quote for the individual contributions only the average, minimum and maximum values. The systematic uncertainties on $\lambda_{\theta\phi}$ and λ_ϕ are similar to each other and a factor two lower than those for λ_θ . Apart from the binning and the simulation sample size effects, the uncertainties of adjacent kinematic bins are strongly correlated.

To quote the global systematic uncertainty (Tables 2 and 3) in each kinematic bin of the J/ψ meson, the different contributions for each bin are considered to be uncorrelated and are added in quadrature.

6 Results

The fit results for the three parameters λ_θ , $\lambda_{\theta\phi}$ and λ_ϕ , with their uncertainties, are reported in Tables 2 and 3 for the helicity frame and the Collins–Soper frame, respectively. The parameter λ_θ is also shown in Fig. 4 as a function of the p_T of the J/ψ meson, for different y bins.

The polarization parameters λ_ϕ and $\lambda_{\theta\phi}$ in the helicity frame are consistent with zero within the uncertainties. Following the discussion in Sect. 1, the helicity frame represents the natural frame for the polarization measurement in our experiment and the measured λ_θ parameter is an indicator of the J/ψ polarization, since it is equal to the invariant parameter defined in Eq. (2).

The measured value of λ_θ shows a small longitudinal polarization. A weighted average is calculated over all the

Table 1 Main contributions to the absolute systematic uncertainty on the parameter λ_θ in the helicity and Collins–Soper frames. While the systematic uncertainties are evaluated separately for all p_T and y bins, we give here only the average, the minimum and the maximum values of all bins

Source	Helicity frame average (min.–max.)	Collins–Soper frame average (min.–max.)
Acceptance	0.067 (0.045–0.173)	0.044 (0.025–0.185)
Binning effect	0.018 (0.001–0.165)	0.016 (0.001–0.129)
Simulation sample size	0.015 (0.005–0.127)	0.015 (0.007–0.170)
Sideband subtraction	0.016 (0.001–0.099)	0.029 (0.001–0.183)
b -hadron contamination	0.012 (0.002–0.019)	0.006 (0.002–0.029)

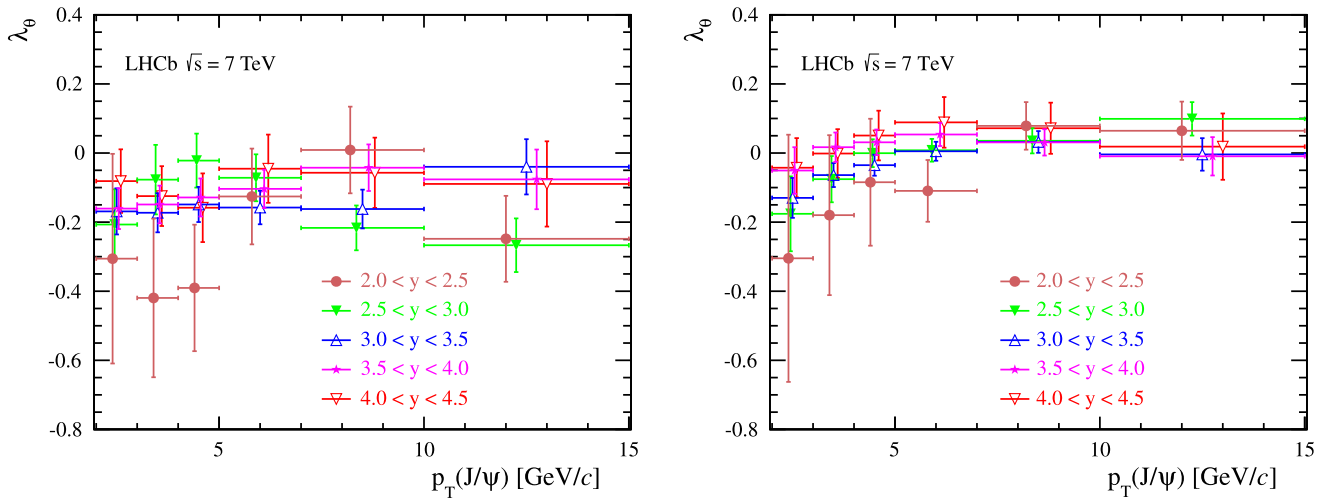


Fig. 4 Measurements of λ_θ in bins of p_T for five rapidity bins in (left) the helicity frame and (right) the Collins–Soper frame. The error bars represent the statistical and systematic uncertainties added in quadrature.

(p_T, y) bins, where the weights are chosen according to the number of events in each bin in the data sample. The average is $\lambda_\theta = -0.145 \pm 0.027$. The uncertainty is statistical and systematic uncertainties added in quadrature. Since the correlations of the systematic uncertainties are observed to be relevant only between adjacent kinematic bins, when quoting the average uncertainty, we assume the different kinematic bins are uncorrelated, apart from the adjacent ones, which we treat fully correlated.

A cross-check of the results is performed by repeating the measurement in the Collins–Soper reference frame (see Sect. 1). As LHCb is a forward detector, the Collins–Soper and helicity frames are kinematically quite similar, especially in the low p_T and y regions. Therefore, the polarization parameters obtained in Collins–Soper frame are expected to be similar to those obtained in the helicity frame, except at high p_T and low y bins. Calculating the frame-invariant variable, according to Eq. (2), the measurements performed in the two frames are in agreement within the uncertainty.

The results can be compared to those obtained by other experiments at different values of \sqrt{s} . Measurements by CDF [22], PHENIX [23] and HERA-B [24], also favor a negative value for λ_θ . The HERA-B experiment has also published results on λ_ϕ and $\lambda_{\theta\phi}$, which are consistent with zero. At the LHC, the ALICE [25] and the CMS [26] collaboration studied the J/ψ polarization in pp collisions at $\sqrt{s} = 7$ TeV. The CMS results, determined in a different kinematic range, disfavor large transverse or longitudinal polarizations. The analysis by ALICE is based on the $\cos\theta$ and ϕ projections and thus only determines λ_θ and λ_ϕ . Furthermore it also includes J/ψ mesons from b -hadron decays. The measurement has been performed in bins of

J/ψ transverse momentum integrating over the rapidity in a range very similar to that of LHCb, being $2 < p_T < 8$ GeV/ c and $2.5 < y < 4.0$. To compare our results with the ALICE measurements, averages over the y region are used for the different p_T bins and good agreement is found for λ_θ and λ_ϕ . The comparison for λ_θ is shown in Fig. 5 for the helicity and Collins–Soper frames, respectively.

In Fig. 6 our measurements of λ_θ are compared with the NLO CSM [39] and NRQCD predictions of Refs. [39, 40] and [41, 42]. The comparison is done in the helicity frame and as a function of the p_T of the J/ψ meson (integrating over $2.5 < y < 4.0$). The theoretical calculations in Refs. [39, 40] and [41, 42] use different selections of experimental data to evaluate the non-perturbative matrix elements. Our results are not in agreement with the CSM predictions and the best agreement is found between the measured values and the NRQCD predictions of Refs. [41, 42]. It should be noted that our analysis includes a contribution from feed-down, while the theoretical computations from CSM and NRQCD [39] do not include feed-down from excited states. It is known that, among all the feed-down contributions to prompt J/ψ production from higher charmonium states, the contribution from χ_c mesons can be quite important (up to 30 %) and that $\psi(2S)$ mesons also can give a sizable contribution [40–43], depending on the yields and their polarizations. The NLO NRQCD calculations [40–42] include the feed-down from χ_c and $\psi(2S)$ mesons.

7 Update of the J/ψ cross-section measurement

The J/ψ cross-section in pp collisions at $\sqrt{s} = 7$ TeV was previously measured by LHCb in 14 bins of p_T and five bins

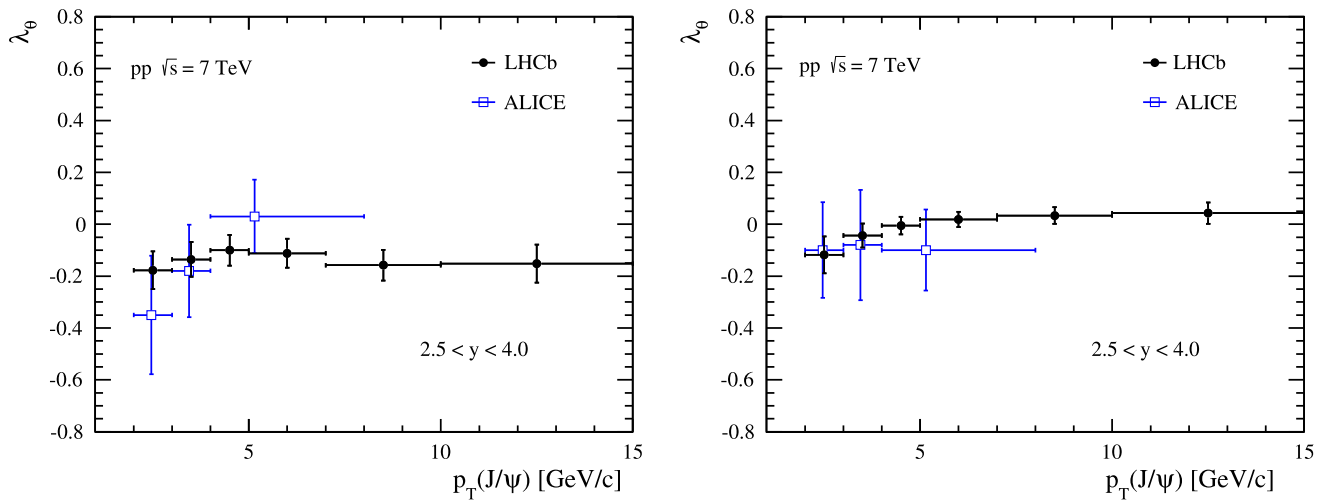


Fig. 5 Comparison of LHCb and ALICE results for λ_θ in different p_T bins integrating over the rapidity range $2.5 < y < 4.0$ in (left) the helicity frame and (right) the Collins–Soper frame. Error bars represent the statistical and systematic uncertainties added in quadrature

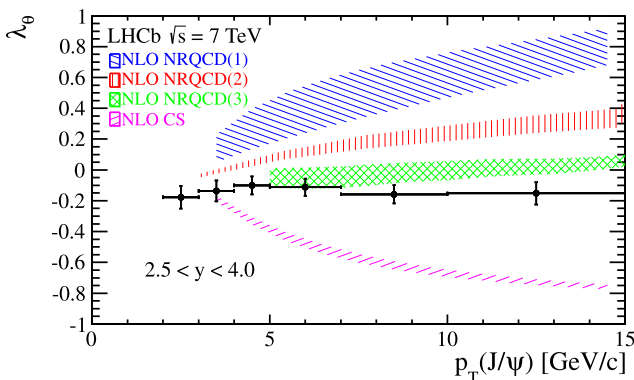


Fig. 6 Comparison of LHCb prompt J/ψ polarization measurements of λ_θ with direct NLO color singlet (magenta diagonal lines [39]) and three different NLO NRQCD (blue diagonal lines (1) [39], red vertical lines (2) [40] and green hatched (3) [41, 42]) predictions as a function of the p_T of the J/ψ meson in the rapidity range $2.5 < y < 4.0$ in the helicity frame (Color figure online)

of y of the J/ψ meson [2]. The uncertainty on the prompt cross-section measurement is dominated by the unknown J/ψ polarization, resulting in uncertainties of up to 20%:

$$\sigma_{\text{prompt}}(2 < y < 4.5, p_T < 14 \text{ GeV}/c) = 10.52 \pm 0.04 \pm 1.40^{+1.64}_{-2.20} \mu\text{b}$$

where the first uncertainty is statistical, the second is systematic and the third one is due to the unknown polarization.

The previous measurement of the prompt J/ψ cross-section can be updated in the range of the polarization analysis, $2 < p_T < 14 \text{ GeV}/c$ and $2.0 < y < 4.5$, by applying the measured polarization and its uncertainty to the efficiency calculation in the cross-section measurement. To re-evaluate the J/ψ production cross-section, the same data sample, trigger and selection requirements as in Ref. [2] are used.

Technically the polarization correction is done by reweighting the muon angular distribution of a simulated sample of unpolarized $J/\psi \rightarrow \mu^+ \mu^-$ events to reproduce the expected distribution, according to Eq. (1), for polarized J/ψ mesons. The polarization parameters λ_θ , $\lambda_{\theta\phi}$ and λ_ϕ are set to the measured values, quoted in Table 2 for each bin of p_T and y of the J/ψ meson.

In addition to the polarization update, the uncertainties on the luminosity determination and on the track reconstruction efficiency are updated to take into account the improvements described in Refs. [44, 45]. For the tracking efficiency it is possible to reduce the systematic uncertainty to 3%, compared to an 8% uncertainty assigned in the original measurement [2]. Taking advantage of the improvements described in [44] the uncertainty due to the luminosity measurement has been reduced from the 10%, quoted in [2] to the 3.5%. The results obtained for the double-differential cross-section are shown in Fig. 7 and reported in Table 4. The integrated cross-section in the kinematic range of the polarization analysis, $2 < p_T < 14 \text{ GeV}/c$ and $2.0 < y < 4.5$, is

$$\sigma_{\text{prompt}}(2 < y < 4.5, 2 < p_T < 14 \text{ GeV}/c) = 4.88 \pm 0.01 \pm 0.27 \pm 0.12 \mu\text{b}$$

and for the range $p_T < 14 \text{ GeV}/c$ and $2.0 < y < 4.5$, it is

$$\sigma_{\text{prompt}}(2 < y < 4.5, p_T < 14 \text{ GeV}/c) = 9.46 \pm 0.04 \pm 0.53^{+0.86}_{-1.10} \mu\text{b}.$$

For the two given cross-section measurements, the first uncertainty is statistical, the second is systematic, while the third arises from the remaining uncertainty due to the polarization measurement and is evaluated using simulated event samples. For the p_T range $p_T < 2 \text{ GeV}/c$, where no polarization measurement exists, we assume zero polarization

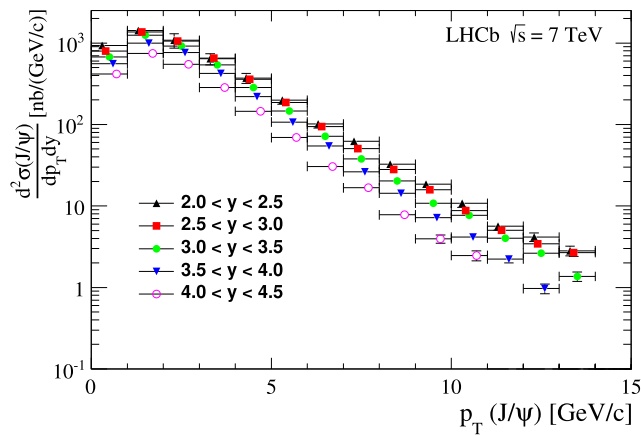


Fig. 7 Differential cross-section of prompt J/ψ production as a function of p_T and in bins of y . The vertical error bars show the quadratic sum of the statistical and systematic uncertainties

and assign as systematic uncertainty the difference between the zero polarization hypothesis and fully transverse (upper values) or fully longitudinal (lower values) polarization. For $p_T > 2$ GeV/c the uncertainties on the polarization measurement coming from the various sources are propagated to the cross-section measurement fluctuating the values of the polarization parameters in Eq. (1) with a Gaussian width equal to one standard deviation. The relative uncertainty due to the polarization effect on the integrated cross-section in $2 < p_T < 14$ GeV/c and $2.0 < y < 4.5$ is 2.4 %. The relative uncertainty on the integrated cross-section in the range of Ref. [2], $p_T < 14$ GeV/c and $2.0 < y < 4.5$, is reduced to 12 % (lower polarization uncertainty) and to 9 % (upper polarization uncertainty) with respect to the value published in Ref. [2].

8 Conclusion

A measurement of the prompt J/ψ polarization obtained with pp collisions at $\sqrt{s} = 7$ TeV, performed using a dataset corresponding to an integrated luminosity of 0.37 fb^{-1} , is presented. The data have been collected by the LHCb experiment in the early 2011. The polarization parameters ($\lambda_\theta, \lambda_{\theta\phi}, \lambda_\phi$) are determined by studying the angular distribution of the two muons from the decay $J/\psi \rightarrow \mu^+ \mu^-$ with respect to the polar and azimuthal angle defined in the helicity frame. The measurement is performed in five bins of J/ψ rapidity y and six bins of J/ψ transverse momentum p_T in the kinematic range $2 < p_T < 15$ GeV/c and $2.0 < y < 4.5$.

The results for λ_θ indicate a small longitudinal polarization while the results for $\lambda_{\theta\phi}$ and λ_ϕ are consistent with zero. Although a direct comparison is not possible due to the different collision energies and analysis ranges, the measurements performed by CDF [22], PHENIX [23], HERA-B

[24] and CMS [26] show no significant transverse or longitudinal polarization. Good agreement has also been found with ALICE measurements [25], performed in a p_T and rapidity range very similar to that explored by LHCb.

Our results, that are obtained for prompt J/ψ production, including the feed-down from higher excited states, contradict the CSM predictions for direct J/ψ production, both in the size of the polarization parameters and the p_T dependence. Concerning the NRQCD models, predictions from Refs. [41, 42] give the best agreement with the LHCb measurement.

This evaluation of the polarization is used to update the measurement of the integrated J/ψ production cross-section [2] in the range $p_T < 14$ GeV/c and $2.0 < y < 4.5$, resulting in a reduction of the corresponding systematic uncertainty to 9 % and 12 %. The result is

$$\begin{aligned} \sigma_{\text{prompt}}(2 < y < 4.5, p_T < 14 \text{ GeV}/c) \\ = 9.46 \pm 0.04 \pm 0.53^{+0.86}_{-1.10} \mu\text{b}. \end{aligned}$$

The integrated cross-section has also been measured in the polarization analysis range $2 < p_T < 14$ GeV/c and $2.0 < y < 4.5$:

$$\begin{aligned} \sigma_{\text{prompt}}(2 < y < 4.5, 2 < p_T < 14 \text{ GeV}/c) \\ = 4.88 \pm 0.01 \pm 0.27 \pm 0.12 \mu\text{b} \end{aligned}$$

with an uncertainty due to polarization of 2.4 %.

Acknowledgements We wish to thank M. Butenschoen, B. Gong and Y.-Q. Ma for providing us the theoretical calculations and helpful discussions. We are grateful for fruitful discussions with S.P. Baranov. We express our gratitude to our colleagues in the CERN accelerator departments for the excellent performance of the LHC. We thank the technical and administrative staff at the LHCb institutes. We acknowledge support from CERN and from the national agencies: CAPES, CNPq, FAPERJ and FINEP (Brazil); NSFC (China); CNRS/IN2P3 and Region Auvergne (France); BMBF, DFG, HGF and MPG (Germany); SFI (Ireland); INFN (Italy); FOM and NWO (The Netherlands); SCSR (Poland); MEN/IFA (Romania); MinES, Rosatom, RFBR and NRC “Kurchatov Institute” (Russia); MinEco, XuntaGal and GENCAT (Spain); SNSF and SER (Switzerland); NAS Ukraine (Ukraine); STFC (United Kingdom); NSF (USA). We also acknowledge the support received from the ERC under FP7. The Tier1 computing centres are supported by IN2P3 (France), KIT and BMBF (Germany), INFN (Italy), NWO and SURF (The Netherlands), PIC (Spain), GridPP (United Kingdom). We are thankful for the computing resources put at our disposal by Yandex LLC (Russia), as well as to the communities behind the multiple open source software packages that we depend on.

Open Access This article is distributed under the terms of the Creative Commons Attribution License which permits any use, distribution, and reproduction in any medium, provided the original author(s) and the source are credited.

Appendix

Table 2 Measured J/ψ polarization parameters in bins of p_T and y in the helicity frame. The first uncertainty is statistical (from the fit and the background subtraction) while the second is the systematic uncertainty

p_T (GeV/ c)	λ	$2.0 < y < 2.5$	$2.5 < y < 3.0$	$3.0 < y < 3.5$	$3.5 < y < 4.0$	$4.0 < y < 4.5$
2–3	λ_θ	$-0.306 \pm 0.095 \pm 0.288$	$-0.207 \pm 0.010 \pm 0.101$	$-0.169 \pm 0.006 \pm 0.066$	$-0.161 \pm 0.005 \pm 0.059$	$-0.081 \pm 0.008 \pm 0.092$
	$\lambda_{\theta\phi}$	$0.057 \pm 0.052 \pm 0.114$	$-0.055 \pm 0.004 \pm 0.039$	$-0.054 \pm 0.003 \pm 0.034$	$0.004 \pm 0.003 \pm 0.043$	$0.052 \pm 0.006 \pm 0.050$
	λ_ϕ	$0.034 \pm 0.016 \pm 0.075$	$0.023 \pm 0.003 \pm 0.043$	$0.009 \pm 0.002 \pm 0.027$	$0.036 \pm 0.003 \pm 0.026$	$0.048 \pm 0.005 \pm 0.041$
3–4	λ_θ	$-0.419 \pm 0.073 \pm 0.218$	$-0.077 \pm 0.010 \pm 0.100$	$-0.173 \pm 0.006 \pm 0.056$	$-0.149 \pm 0.006 \pm 0.054$	$-0.125 \pm 0.010 \pm 0.086$
	$\lambda_{\theta\phi}$	$-0.055 \pm 0.044 \pm 0.094$	$-0.024 \pm 0.004 \pm 0.030$	$-0.029 \pm 0.003 \pm 0.023$	$0.022 \pm 0.003 \pm 0.026$	$0.045 \pm 0.005 \pm 0.046$
	λ_ϕ	$0.021 \pm 0.016 \pm 0.045$	$-0.014 \pm 0.003 \pm 0.018$	$-0.002 \pm 0.003 \pm 0.019$	$0.029 \pm 0.003 \pm 0.025$	$0.013 \pm 0.006 \pm 0.034$
4–5	λ_θ	$-0.390 \pm 0.056 \pm 0.174$	$-0.022 \pm 0.010 \pm 0.077$	$-0.149 \pm 0.007 \pm 0.050$	$-0.129 \pm 0.007 \pm 0.055$	$-0.158 \pm 0.012 \pm 0.099$
	$\lambda_{\theta\phi}$	$-0.059 \pm 0.037 \pm 0.075$	$-0.013 \pm 0.004 \pm 0.029$	$-0.037 \pm 0.004 \pm 0.023$	$0.003 \pm 0.004 \pm 0.026$	$0.078 \pm 0.007 \pm 0.048$
	λ_ϕ	$0.032 \pm 0.015 \pm 0.038$	$-0.004 \pm 0.003 \pm 0.015$	$-0.009 \pm 0.003 \pm 0.017$	$0.025 \pm 0.004 \pm 0.022$	$-0.015 \pm 0.008 \pm 0.031$
5–7	λ_θ	$-0.126 \pm 0.037 \pm 0.133$	$-0.072 \pm 0.009 \pm 0.067$	$-0.158 \pm 0.007 \pm 0.048$	$-0.104 \pm 0.008 \pm 0.055$	$-0.045 \pm 0.013 \pm 0.098$
	$\lambda_{\theta\phi}$	$-0.051 \pm 0.024 \pm 0.064$	$-0.010 \pm 0.004 \pm 0.026$	$0.007 \pm 0.004 \pm 0.022$	$-0.022 \pm 0.005 \pm 0.026$	$0.005 \pm 0.008 \pm 0.053$
	λ_ϕ	$-0.016 \pm 0.010 \pm 0.031$	$-0.014 \pm 0.003 \pm 0.012$	$-0.035 \pm 0.003 \pm 0.014$	$0.027 \pm 0.003 \pm 0.018$	$0.030 \pm 0.007 \pm 0.026$
7–10	λ_θ	$0.009 \pm 0.037 \pm 0.120$	$-0.217 \pm 0.012 \pm 0.064$	$-0.162 \pm 0.011 \pm 0.055$	$-0.042 \pm 0.013 \pm 0.066$	$-0.057 \pm 0.020 \pm 0.100$
	$\lambda_{\theta\phi}$	$0.027 \pm 0.023 \pm 0.048$	$-0.016 \pm 0.005 \pm 0.026$	$0.029 \pm 0.005 \pm 0.022$	$0.006 \pm 0.007 \pm 0.028$	$-0.005 \pm 0.012 \pm 0.053$
	λ_ϕ	$0.003 \pm 0.010 \pm 0.024$	$-0.008 \pm 0.004 \pm 0.011$	$-0.025 \pm 0.004 \pm 0.013$	$0.007 \pm 0.005 \pm 0.016$	$0.034 \pm 0.010 \pm 0.027$
10–15	λ_θ	$-0.248 \pm 0.047 \pm 0.115$	$-0.267 \pm 0.020 \pm 0.075$	$-0.040 \pm 0.022 \pm 0.077$	$-0.076 \pm 0.028 \pm 0.082$	$-0.089 \pm 0.046 \pm 0.115$
	$\lambda_{\theta\phi}$	$-0.088 \pm 0.027 \pm 0.054$	$-0.012 \pm 0.009 \pm 0.028$	$0.018 \pm 0.010 \pm 0.023$	$0.010 \pm 0.014 \pm 0.035$	$-0.043 \pm 0.025 \pm 0.042$
	λ_ϕ	$0.009 \pm 0.014 \pm 0.029$	$0.008 \pm 0.007 \pm 0.013$	$-0.018 \pm 0.009 \pm 0.017$	$-0.014 \pm 0.012 \pm 0.019$	$-0.027 \pm 0.021 \pm 0.040$

Table 3 Measured J/ψ polarization parameters in bins of p_T and y in Collins–Soper frame. The first uncertainty is statistical (from the fit and the background subtraction) while the second is the systematic uncertainty

p_T (GeV/c)	λ	$2.0 < y < 2.5$	$2.5 < y < 3.0$	$3.0 < y < 3.5$	$3.5 < y < 4.0$	$4.0 < y < 4.5$
2–3	λ_θ	$-0.305 \pm 0.118 \pm 0.338$	$-0.176 \pm 0.009 \pm 0.108$	$-0.130 \pm 0.004 \pm 0.058$	$-0.051 \pm 0.005 \pm 0.067$	$-0.043 \pm 0.011 \pm 0.085$
	$\lambda_{\theta\phi}$	$0.152 \pm 0.044 \pm 0.158$	$0.114 \pm 0.006 \pm 0.058$	$0.102 \pm 0.004 \pm 0.035$	$0.098 \pm 0.003 \pm 0.036$	$0.037 \pm 0.005 \pm 0.050$
	λ_ϕ	$-0.031 \pm 0.011 \pm 0.125$	$0.014 \pm 0.003 \pm 0.059$	$0.008 \pm 0.002 \pm 0.038$	$-0.001 \pm 0.002 \pm 0.031$	$-0.005 \pm 0.003 \pm 0.036$
3–4	λ_θ	$-0.180 \pm 0.086 \pm 0.215$	$-0.076 \pm 0.007 \pm 0.067$	$-0.064 \pm 0.004 \pm 0.034$	$0.017 \pm 0.005 \pm 0.042$	$-0.001 \pm 0.011 \pm 0.070$
	$\lambda_{\theta\phi}$	$0.223 \pm 0.042 \pm 0.095$	$0.090 \pm 0.006 \pm 0.047$	$0.109 \pm 0.004 \pm 0.031$	$0.081 \pm 0.004 \pm 0.032$	$0.015 \pm 0.006 \pm 0.049$
	λ_ϕ	$-0.070 \pm 0.014 \pm 0.065$	$-0.027 \pm 0.004 \pm 0.036$	$-0.033 \pm 0.003 \pm 0.028$	$-0.017 \pm 0.004 \pm 0.026$	$-0.049 \pm 0.005 \pm 0.040$
4–5	λ_θ	$-0.084 \pm 0.068 \pm 0.171$	$-0.000 \pm 0.007 \pm 0.040$	$-0.035 \pm 0.005 \pm 0.030$	$0.031 \pm 0.006 \pm 0.037$	$0.051 \pm 0.012 \pm 0.071$
	$\lambda_{\theta\phi}$	$0.240 \pm 0.041 \pm 0.092$	$0.067 \pm 0.006 \pm 0.041$	$0.081 \pm 0.004 \pm 0.027$	$0.065 \pm 0.004 \pm 0.030$	$-0.028 \pm 0.008 \pm 0.052$
	λ_ϕ	$-0.104 \pm 0.017 \pm 0.055$	$-0.042 \pm 0.005 \pm 0.032$	$-0.050 \pm 0.005 \pm 0.027$	$-0.033 \pm 0.005 \pm 0.029$	$-0.095 \pm 0.007 \pm 0.047$
5–7	λ_θ	$-0.110 \pm 0.037 \pm 0.081$	$0.008 \pm 0.006 \pm 0.032$	$0.005 \pm 0.005 \pm 0.027$	$0.054 \pm 0.006 \pm 0.033$	$0.089 \pm 0.012 \pm 0.072$
	$\lambda_{\theta\phi}$	$0.160 \pm 0.029 \pm 0.070$	$0.056 \pm 0.005 \pm 0.032$	$0.041 \pm 0.004 \pm 0.023$	$0.063 \pm 0.004 \pm 0.028$	$-0.000 \pm 0.008 \pm 0.053$
	λ_ϕ	$-0.068 \pm 0.014 \pm 0.051$	$-0.056 \pm 0.005 \pm 0.031$	$-0.085 \pm 0.005 \pm 0.026$	$-0.051 \pm 0.005 \pm 0.031$	$-0.056 \pm 0.008 \pm 0.052$
7–10	λ_θ	$0.079 \pm 0.032 \pm 0.061$	$0.035 \pm 0.009 \pm 0.035$	$0.032 \pm 0.009 \pm 0.030$	$0.031 \pm 0.011 \pm 0.036$	$0.072 \pm 0.020 \pm 0.071$
	$\lambda_{\theta\phi}$	$0.014 \pm 0.028 \pm 0.061$	$0.073 \pm 0.006 \pm 0.026$	$0.036 \pm 0.005 \pm 0.023$	$0.022 \pm 0.007 \pm 0.029$	$0.007 \pm 0.013 \pm 0.045$
	λ_ϕ	$-0.074 \pm 0.018 \pm 0.053$	$-0.078 \pm 0.007 \pm 0.032$	$-0.076 \pm 0.007 \pm 0.029$	$-0.027 \pm 0.009 \pm 0.036$	$-0.022 \pm 0.014 \pm 0.055$
10–15	λ_θ	$0.064 \pm 0.037 \pm 0.076$	$0.099 \pm 0.016 \pm 0.046$	$-0.004 \pm 0.018 \pm 0.044$	$-0.009 \pm 0.024 \pm 0.050$	$0.019 \pm 0.042 \pm 0.086$
	$\lambda_{\theta\phi}$	$0.105 \pm 0.033 \pm 0.057$	$0.070 \pm 0.010 \pm 0.024$	$0.004 \pm 0.010 \pm 0.024$	$0.021 \pm 0.014 \pm 0.028$	$0.033 \pm 0.026 \pm 0.041$
	λ_ϕ	$-0.093 \pm 0.026 \pm 0.059$	$-0.108 \pm 0.013 \pm 0.040$	$-0.024 \pm 0.013 \pm 0.040$	$-0.024 \pm 0.017 \pm 0.048$	$-0.084 \pm 0.030 \pm 0.064$

Table 4 Double-differential cross-section $d^2\sigma/dp_T dy$ in nb/(GeV/c) for prompt J/ψ production in bins of p_T and y , with statistical, systematic and polarization uncertainties

p_T (GeV/c)	$2.0 < y < 2.5$	$2.5 < y < 3.0$	$3.0 < y < 3.5$	$3.5 < y < 4.0$	$4.0 < y < 4.5$
2-3	$1083 \pm 18 \pm 64 \pm 210$	$1055 \pm 8 \pm 61 \pm 47$	$918 \pm 6 \pm 53 \pm 28$	$762 \pm 5 \pm 46 \pm 23$	$549 \pm 5 \pm 36 \pm 27$
3-4	$639 \pm 9 \pm 41 \pm 93$	$653 \pm 5 \pm 39 \pm 28$	$541 \pm 4 \pm 32 \pm 17$	$422.9 \pm 3.4 \pm 26.2 \pm 12.9$	$284 \pm 3 \pm 19 \pm 16$
4-5	$370 \pm 5 \pm 24 \pm 46$	$359.1 \pm 3.1 \pm 22.3 \pm 14.1$	$285.1 \pm 2.4 \pm 17.7 \pm 8.5$	$219.1 \pm 2.3 \pm 13.9 \pm 6.7$	$145.4 \pm 2.4 \pm 9.2 \pm 8.7$
5-6	$199.0 \pm 3.0 \pm 13.8 \pm 17.4$	$185.9 \pm 2.0 \pm 12.2 \pm 6.2$	$146.4 \pm 1.7 \pm 9.3 \pm 4.2$	$107.2 \pm 1.4 \pm 7.5 \pm 3.2$	$69.2 \pm 1.5 \pm 4.4 \pm 3.5$
6-7	$101.2 \pm 1.9 \pm 7.3 \pm 8.0$	$94.1 \pm 1.3 \pm 6.4 \pm 2.9$	$71.7 \pm 1.1 \pm 4.8 \pm 1.9$	$54.6 \pm 1.0 \pm 3.5 \pm 1.6$	$30.6 \pm 1.0 \pm 1.9 \pm 1.4$
7-8	$62.2 \pm 1.4 \pm 4.1 \pm 4.6$	$50.6 \pm 0.9 \pm 3.7 \pm 1.7$	$37.8 \pm 0.7 \pm 2.4 \pm 1.2$	$26.2 \pm 0.6 \pm 1.7 \pm 0.9$	$16.71 \pm 0.69 \pm 1.06 \pm 0.92$
8-9	$32.5 \pm 0.9 \pm 2.1 \pm 2.2$	$28.1 \pm 0.7 \pm 1.8 \pm 0.9$	$20.3 \pm 0.5 \pm 1.3 \pm 0.6$	$14.3 \pm 0.5 \pm 0.9 \pm 0.5$	$7.78 \pm 0.43 \pm 0.49 \pm 0.39$
9-10	$18.5 \pm 0.7 \pm 1.2 \pm 1.3$	$15.8 \pm 0.5 \pm 1.0 \pm 0.5$	$10.8 \pm 0.4 \pm 0.7 \pm 0.3$	$7.18 \pm 0.32 \pm 0.46 \pm 0.22$	$3.96 \pm 0.31 \pm 0.25 \pm 0.24$
10-11	$10.8 \pm 0.5 \pm 0.7 \pm 0.9$	$8.7 \pm 0.4 \pm 0.6 \pm 0.3$	$7.70 \pm 0.34 \pm 0.50 \pm 0.31$	$4.15 \pm 0.24 \pm 0.27 \pm 0.18$	$2.47 \pm 0.25 \pm 0.16 \pm 0.18$
11-12	$5.65 \pm 0.32 \pm 0.37 \pm 0.41$	$5.04 \pm 0.26 \pm 0.32 \pm 0.18$	$4.03 \pm 0.23 \pm 0.26 \pm 0.13$	$2.24 \pm 0.17 \pm 0.14 \pm 0.08$	-
12-13	$4.16 \pm 0.27 \pm 0.27 \pm 0.32$	$3.42 \pm 0.23 \pm 0.22 \pm 0.14$	$2.64 \pm 0.18 \pm 0.17 \pm 0.09$	$0.97 \pm 0.11 \pm 0.06 \pm 0.04$	-
13-14	$2.82 \pm 0.26 \pm 0.19 \pm 0.21$	$2.68 \pm 0.20 \pm 0.17 \pm 0.11$	$1.37 \pm 0.15 \pm 0.09 \pm 0.06$	-	-

References

1. N. Brambilla et al., Heavy quarkonium: progress, puzzles, and opportunities. Eur. Phys. J. C **71**, 1534 (2011). [arXiv:1010.5827](#)
2. R. Aaij et al. (LHCb Collaboration), Measurement of J/ψ production in pp collisions at $\sqrt{s} = 7$ TeV. Eur. Phys. J. C **71**, 1645 (2011). [arXiv:1103.0423](#)
3. M. Jacob, G.C. Wick, On the general theory of collisions for particles with spin. Ann. Phys. **7**, 404 (1959)
4. J. Collins, D. Soper, Angular distribution of dileptons in high-energy hadron collisions. Phys. Rev. D **16**, 2219 (1977)
5. P. Faccioli, C. Lourenco, J. Seixas, H.K. Woehri, Rotation-invariant observables in parity-violating decays of vector particles to fermion pairs. Phys. Rev. D **82**, 96002 (2010). [arXiv:1010.1552](#)
6. P. Faccioli, C. Lourenco, J. Seixas, Rotation-invariant relations in vector meson decays into fermion pairs. Phys. Rev. Lett. **105**, 61601 (2010). [arXiv:1005.2601](#)
7. P. Faccioli, C. Lourenco, J. Seixas, H. Woehri, J/ψ polarization from fixed-target to collider energies. Phys. Rev. Lett. **102**, 151802 (2009). [arXiv:0902.4462](#)
8. C.-H. Chang, Hadronic production of J/ψ associated with a gluon. Nucl. Phys. B **172**, 425 (1980)
9. R. Baier, R. Rückl, Hadronic production of J/ψ and Υ : transverse momentum distributions. Phys. Lett. B **102**, 364 (1981)
10. F. Abe et al. (CDF Collaboration), J/ψ and $\psi(2S)$ production in $p\bar{p}$ collisions at $\sqrt{s} = 1.8$ TeV. Phys. Rev. Lett. **79**, 572 (1997)
11. J. Campbell, F. Maltoni, F. Tramontano, QCD corrections to J/ψ and Υ production at hadron colliders. Phys. Rev. Lett. **98**, 252002 (2007). [arXiv:hep-ph/0703113](#)
12. P. Artoisenet, J.P. Lansberg, F. Maltoni, Hadroproduction of J/ψ and Υ in association with a heavy-quark pair. Phys. Lett. B **653**, 60 (2007). [arXiv:hep-ph/0703129](#)
13. B. Gong, J.-X. Wang, Next-to-leading-order QCD corrections to J/ψ polarization at tevatron and Large-Hadron-Collider energies. Phys. Rev. Lett. **100**, 232001 (2008). [arXiv:0802.3727](#)
14. J.P. Landsberg, On the mechanisms of heavy-quarkonium hadroproduction. Eur. Phys. J. C **60**, 693 (2009). [arXiv:0811.4005](#)
15. G.T. Bodwin, E. Braaten, G.P. Lepage, Rigorous QCD analysis of inclusive annihilation and production of heavy quarkonium. Phys. Rev. D **51**, 1125 (1995). [arXiv:hep-ph/9407339](#)
16. P.L. Cho, A.K. Leibovich, Color octet quarkonia production. Phys. Rev. D **53**, 150 (1996). [arXiv:hep-ph/9505329](#)
17. P.L. Cho, A.K. Leibovich, Color octet quarkonia production II. Phys. Rev. D **53**, 6203 (1996). [arXiv:hep-ph/9511315](#)
18. M. Beneke, I.Z. Rothstein, Hadroproduction of quarkonium in fixed-target experiments. Phys. Rev. D **54**, 2005 (1996). [arXiv:hep-ph/9603400](#)
19. M. Beneke, M. Kramer, Direct J/ψ and ψ' polarization and cross-sections at the Fermilab Tevatron. Phys. Rev. D **55**, R5269 (1997). [arXiv:hep-ph/9611218](#)
20. E. Braaten, B.A. Kniehl, J. Lee, Polarization of prompt J/ψ at the Fermilab Tevatron. Phys. Rev. D **62**, 094005 (2000). [arXiv:hep-ph/9911436](#)
21. B. Gong, X.-Q. Li, J.-X. Wang, QCD corrections to J/ψ production via color-octet states at the Tevatron and LHC. Phys. Lett. B **673**, 197 (2009). [arXiv:0805.4751](#)
22. F. Abe et al. (CDF Collaboration), Polarization of J/ψ and $\psi(2S)$ mesons produced in $p\bar{p}$ collisions at $\sqrt{s} = 1.96$ TeV. Phys. Rev. Lett. **99**, 132001 (2007). [arXiv:0704.0638](#)
23. A. Adare et al. (PHENIX Collaboration), Transverse momentum dependence of J/ψ polarization at midrapidity in $p + p$ collisions at $\sqrt{s} = 200$ GeV. Phys. Rev. D **82**, 012001 (2010). [arXiv:0912.2082](#)
24. I. Abt et al. (HERA-B Collaboration), Angular distributions of leptons from J/ψ produced in 920 GeV fixed-target proton-nucleus collisions. Eur. Phys. J. C **60**, 517 (2009). [arXiv:0901.1015](#)

25. B. Abelev et al. (ALICE Collaboration), J/ψ polarization in pp collisions at $\sqrt{s} = 7$ TeV. Phys. Rev. Lett. **108**, 082001 (2012). [arXiv:1111.1630](#)
26. S. Chatrchyan et al. (CMS Collaboration), Measurement of the prompt J/ψ and $\psi(2S)$ polarizations in pp collisions at $\sqrt{s} = 7$ TeV. [arXiv:1307.6070](#)
27. A.A. Alves Jr. et al. (LHCb Collaboration), The LHCb detector at the LHC. J. Instrum. **3**, S08005 (2008)
28. A.A. Alves Jr. et al., Performance of the LHCb muon system. J. Instrum. **8**, P02022 (2013). [arXiv:1211.1346](#)
29. R. Aaij et al., The LHCb trigger and its performance in 2011. J. Instrum. **8**, P04022 (2013). [arXiv:1211.3055](#)
30. J. Beringer et al. (Particle Data Group), Review of particle physics. Phys. Rev. D **86**, 010001 (2012)
31. T. Sjöstrand, S. Mrenna, P. Skands, PYTHIA 6.4 physics and manual. J. High Energy Phys. **05**, 026 (2006). [arXiv:hep-ph/0603175](#)
32. I. Belyaev et al., Handling of the generation of primary events in Gauss, the LHCb simulation framework, in *Nuclear Science Symposium Conference Record (NSS/MIC)* (IEEE Press, New York, 2010), p. 1155
33. D.J. Lange, The EvtGen particle decay simulation package. Nucl. Instrum. Meth. A **462**, 152 (2001)
34. P. Golonka, Z. Was, PHOTOS Monte Carlo: a precision tool for QED corrections in Z and W decays. Eur. Phys. J. C **45**, 97 (2006). [arXiv:hep-ph/0506026](#)
35. J. Allison et al. (GEANT4 Collaboration), Geant4 developments and applications. IEEE Trans. Nucl. Sci. **53**, 270 (2006)
36. S. Agostinelli et al. (GEANT4 Collaboration), GEANT4: a simulation toolkit. Nucl. Instrum. Meth. A **506**, 250 (2003)
37. M. Clemencic et al., The LHCb simulation application, GAUSS: design, evolution and experience. J. Phys. Conf. Ser. **331**, 032023 (2011)
38. T. Skwarnicki, A study of the radiative cascade transitions between the Upsilon-prime and Upsilon resonances. Ph.D. thesis, Institute of Nuclear Physics, Krakow (1986). [DES Y-F31-86-02](#)
39. M. Butenschoen, B.A. Kniehl, J/ψ polarization at Tevatron and LHC: nonrelativistic-QCD factorization at the crossroads. Phys. Rev. Lett. **108**, 172002 (2012). [arXiv:1201.1872](#)
40. B. Gong, L.-P. Wan, J.-X. Wang, H.-F. Zhang, Polarization for prompt J/ψ , $\psi(2S)$ production at the Tevatron and LHC. Phys. Rev. Lett. **110**, 042002 (2013). [arXiv:1205.6682](#)
41. K.-T. Chao et al., J/ψ polarization at hadron colliders in nonrelativistic QCD. Phys. Rev. Lett. **108**, 242004 (2012). [arXiv:1201.2675](#)
42. H.-S. Shao, K.-T. Chao, Spin correlations in polarizations of P-wave charmonia χ_{cJ} and impact on J/ψ polarization. [arXiv:1209.4610](#)
43. P. Faccioli, Questions and prospects in quarkonium polarization measurements from proton-proton to nucleus-nucleus collisions. Mod. Phys. Lett. A **27**, 1230022 (2012). [arXiv:1207.2050](#)
44. R. Aaij et al. (LHCb Collaboration), Absolute luminosity measurements with the LHCb detector at the LHC. J. Instrum. **7**, P01010 (2012). [arXiv:1110.2866](#)
45. A. Jaeger et al., Measurement of the track finding efficiency. [LHCb-PUB-2011-025](#)

The LHCb Collaboration

R. Aaij⁴⁰, C. Abellan Beteta^{35,n}, B. Adeva³⁶, M. Adinolfi⁴⁵, C. Adrover⁶, A. Affolder⁵¹, Z. Ajaltouni⁵, J. Albrecht⁹, F. Alessio³⁷, M. Alexander⁵⁰, S. Ali⁴⁰, G. Alkhazov²⁹, P. Alvarez Cartelle³⁶, A.A. Alves Jr^{24,37}, S. Amato², S. Amerio²¹, Y. Amhis⁷, L. Anderlini^{17,f}, J. Anderson³⁹, R. Andreassen⁵⁶, R.B. Appleby⁵³, O. Aquines Gutierrez¹⁰, F. Archilli¹⁸, A. Artamonov³⁴, M. Artuso⁵⁷, E. Aslanides⁶, G. Auremma^{24,m}, S. Bachmann¹¹, J.J. Back⁴⁷, C. Baesso^{58,s}, V. Balagura³⁰, W. Baldini¹⁶, R.J. Barlow⁵³, C. Barschel³⁷, S. Barsuk⁷, W. Barter⁴⁶, Th. Bauer⁴⁰, A. Bay³⁸, J. Beddow⁵⁰, F. Bedeschi²², I. Bediaga¹, S. Belogurov³⁰, K. Belous³⁴, I. Belyaev³⁰, E. Ben-Haim⁸, M. Benayoun⁸, G. Bencivenni¹⁸, S. Benson⁴⁹, J. Benton⁴⁵, A. Bereznoy³¹, R. Bernet³⁹, M.-O. Bettler⁴⁶, M. van Beuzekom⁴⁰, A. Bien¹¹, S. Bifani⁴⁴, T. Bird⁵³, A. Bizzeti^{17,h}, P.M. Bjørnstad⁵³, T. Blake³⁷, F. Blanc³⁸, J. Blouw¹¹, S. Blusk⁵⁷, V. Bocci²⁴, A. Bondar³³, N. Bondar²⁹, W. Bonivento¹⁵, S. Borghi⁵³, A. Borgia⁵⁷, T.J.V. Bowcock⁵¹, E. Bowen³⁹, C. Bozzi¹⁶, T. Brambach⁹, J. van den Brand⁴¹, J. Bressieux³⁸, D. Brett⁵³, M. Britsch¹⁰, T. Britton⁵⁷, N.H. Brook⁴⁵, H. Brown⁵¹, I. Burducea²⁸, A. Bursche³⁹, G. Busetto^{21,p}, J. Buytaert³⁷, S. Cadeddu¹⁵, O. Callot⁷, M. Calvi^{20,j}, M. Calvo Gomez^{35,n}, A. Camboni³⁵, P. Campana^{18,37}, D. Campora Perez³⁷, A. Carbone^{14,c}, G. Carboni^{23,k}, R. Cardinale^{19,i}, A. Cardini¹⁵, H. Carranza-Mejia⁴⁹, L. Carson⁵², K. Carvalho Akiba², G. Casse⁵¹, L. Castillo Garcia³⁷, M. Cattaneo³⁷, Ch. Cauet⁹, M. Charles⁵⁴, Ph. Charpentier³⁷, P. Chen^{3,38}, N. Chiapolini³⁹, M. Chrzaszcz²⁵, K. Ciba³⁷, X. Cid Vidal³⁷, G. Ciezarek⁵², P.E.L. Clarke⁴⁹, M. Clemencic³⁷, H.V. Cliff⁴⁶, J. Closier³⁷, C. Coca²⁸, V. Coco⁴⁰, J. Cogan⁶, E. Cogneras⁵, P. Collins³⁷, A. Comerma-Montells³⁵, A. Contu¹⁵, A. Cook⁴⁵, M. Coombes⁴⁵, S. Coquereau⁸, G. Corti³⁷, B. Couturier³⁷, G.A. Cowan⁴⁹, D.C. Craik⁴⁷, S. Cunliffe⁵², R. Currie⁴⁹, C. D'Ambrosio³⁷, P. David⁸, P.N.Y. David⁴⁰, A. Davis⁵⁶, I. De Bonis⁴, K. De Bruyn⁴⁰, S. De Capua⁵³, M. De Cian³⁹, J.M. De Miranda¹, L. De Paula², W. De Silva⁵⁶, P. De Simone¹⁸, D. Decamp⁴, M. Deckenhoff⁹, L. Del Buono⁸, D. Derkach¹⁴, O. Deschamps⁵, F. Dettori⁴¹, A. Di Canto¹¹, H. Dijkstra³⁷, M. Dogaru²⁸, S. Donleavy⁵¹, F. Dordei¹¹, A. Dosil Suárez³⁶, D. Dossett⁴⁷, A. Dovbnya⁴², F. Dupertuis³⁸, R. Dzhelyadin³⁴, A. Dziurda²⁵, A. Dzyuba²⁹, S. Easo^{48,37}, U. Egede⁵², V. Egorychev³⁰, S. Eidelman³³, D. van Eijk⁴⁰, S. Eisenhardt⁴⁹, U. Eitschberger⁹, R. Ekelhof⁹, L. Eklund^{50,37}, I. El Rifai⁵, Ch. Elsasser³⁹, D. Elsby⁴⁴, A. Falabella^{14,e}, C. Färber¹¹, G. Fardell⁴⁹, C. Farinelli⁴⁰, S. Farry¹², V. Fave³⁸, D. Ferguson⁴⁹, V. Fernandez Albor³⁶, F. Ferreira Rodrigues¹, M. Ferro-Luzzi³⁷, S. Filippov³², M. Fiore¹⁶, C. Fitzpatrick³⁷, M. Fontana¹⁰, F. Fontanelli^{19,i},

R. Forty³⁷, O. Francisco², M. Frank³⁷, C. Frei³⁷, M. Frosini^{17,f}, S. Furcas²⁰, E. Furfaro^{23,k}, A. Gallas Torreira³⁶, D. Galli^{14,c}, M. Gandelman², P. Gandini⁵⁷, Y. Gao³, J. Garofoli⁵⁷, P. Garosi⁵³, J. Garra Tico⁴⁶, L. Garrido³⁵, C. Gaspar³⁷, R. Gauld⁵⁴, E. Gersabeck¹¹, M. Gersabeck⁵³, T. Gershon^{47,37}, Ph. Ghez⁴, V. Gibson⁴⁶, V.V. Gligorov³⁷, C. Göbel^{58,s}, D. Golubkov³⁰, A. Golutvin^{52,30,37}, A. Gomes², H. Gordon⁵⁴, C. Gotti²⁰, M. Grabalosa Gándara⁵, R. Graciani Diaz³⁵, L.A. Granada Cardoso³⁷, E. Graugés³⁵, G. Graziani¹⁷, A. Grecu²⁸, E. Greening⁵⁴, S. Gregson⁴⁶, O. Grünberg^{59,t}, B. Gui⁵⁷, E. Gushchin³², Yu. Guz^{34,37}, T. Gys³⁷, C. Hadjivasiliou⁵⁷, G. Haefeli³⁸, C. Haen³⁷, S.C. Haines⁴⁶, S. Hall⁵², T. Hampson⁴⁵, S. Hansmann-Menzemer¹¹, N. Harnew⁵⁴, S.T. Harnew⁴⁵, J. Harrison⁵³, T. Hartmann^{59,t}, J. He³⁷, V. Heijne⁴⁰, K. Hennessy⁵¹, P. Henrard⁵, J.A. Hernando Morata³⁶, E. van Herwijnen³⁷, A. Hicheur¹, E. Hicks⁵¹, D. Hill⁵⁴, M. Hoballah⁵, C. Hombach⁵³, P. Hopchev⁴, W. Hulsbergen⁴⁰, P. Hunt⁵⁴, T. Huse⁵¹, N. Hussain⁵⁴, D. Hutchcroft⁵¹, D. Hynds⁵⁰, V. Iakovenko⁴³, M. Idzik²⁶, P. Ilten¹², R. Jacobsson³⁷, A. Jaeger¹¹, E. Jans⁴⁰, P. Jaton³⁸, F. Jing³, M. John⁵⁴, D. Johnson⁵⁴, C.R. Jones⁴⁶, C. Joram³⁷, B. Jost³⁷, M. Kaballo⁹, S. Kandybei⁴², M. Karacson³⁷, T.M. Karbach³⁷, I.R. Kenyon⁴⁴, U. Kerzel³⁷, T. Ketel⁴¹, A. Keune³⁸, B. Khanji²⁰, O. Kochebina⁷, I. Komarov³⁸, R.F. Koopman⁴¹, P. Koppenburg⁴⁰, M. Korolev³¹, A. Kozlinskiy⁴⁰, L. Kravchuk³², K. Kreplin¹¹, M. Kreps⁴⁷, G. Krocker¹¹, P. Krokovny³³, F. Kruse⁹, M. Kucharczyk^{20,25,j}, V. Kudryavtsev³³, T. Kvaratskheliya^{30,37}, V.N. La Thi³⁸, D. Lacarrere³⁷, G. Lafferty⁵³, A. Lai¹⁵, D. Lambert⁴⁹, R.W. Lambert⁴¹, E. Lanciotti³⁷, G. Lanfranchi^{18,37}, C. Langenbruch³⁷, T. Latham⁴⁷, C. Lazzeroni⁴⁴, R. Le Gac⁶, J. van Leerdam⁴⁰, J.-P. Lees⁴, R. Lefèvre⁵, A. Leflat³¹, J. Lefrançois⁷, S. Leo²², O. Leroy⁶, T. Lesiak²⁵, B. Leverington¹¹, Y. Li³, L. Li Gioi⁵, M. Liles⁵¹, R. Lindner³⁷, C. Linn¹¹, B. Liu³, G. Liu³⁷, S. Lohn³⁷, I. Longstaff⁵⁰, J.H. Lopes², E. Lopez Asamar³⁵, N. Lopez-March³⁸, H. Lu³, D. Lucchesi^{21,p}, J. Luisier³⁸, H. Luo⁴⁹, F. Machefert⁷, I.V. Machikhiliyan^{4,30}, F. Maciuc²⁸, O. Maev^{29,37}, S. Malde⁵⁴, G. Manca^{15,d}, G. Mancinelli⁶, U. Marconi¹⁴, R. Märki³⁸, J. Marks¹¹, G. Martellotti²⁴, A. Martens⁸, A. Martín Sánchez⁷, M. Martinelli⁴⁰, D. Martinez Santos⁴¹, D. Martins Tostes², A. Martynov³¹, A. Massafferri¹, R. Matev³⁷, Z. Mathe³⁷, C. Matteuzzi²⁰, E. Maurice⁶, A. Mazurov^{16,32,37,e}, J. McCarthy⁴⁴, A. McNab⁵³, R. McNulty¹², B. Meadows^{56,54}, F. Meier⁹, M. Meissner¹¹, M. Merk⁴⁰, D.A. Milanes⁸, M.-N. Minard⁴, J. Molina Rodriguez^{58,s}, S. Monteil⁵, D. Moran⁵³, P. Morawski²⁵, M.J. Morello^{22,r}, R. Mountain⁵⁷, I. Mous⁴⁰, F. Muheim⁴⁹, K. Müller³⁹, R. Muresan²⁸, B. Muryn²⁶, B. Muster³⁸, P. Naik⁴⁵, T. Nakada³⁸, R. Nandakumar⁴⁸, I. Nasteva¹, M. Needham⁴⁹, N. Neufeld³⁷, A.D. Nguyen³⁸, T.D. Nguyen³⁸, C. Nguyen-Mau^{38,o}, M. Nicol⁷, V. Niess⁵, R. Niet⁹, N. Nikitin³¹, T. Nikodem¹¹, A. Nomerotski⁵⁴, A. Novoselov³⁴, A. Oblakowska-Mucha²⁶, V. Obraztsov³⁴, S. Oggero⁴⁰, S. Ogilvy⁵⁰, O. Okhrimenko⁴³, R. Oldeman^{15,d}, M. Orlandea²⁸, J.M. Otalora Goicochea², P. Owen⁵², A. Oyanguren³⁵, B.K. Pal⁵⁷, A. Palano^{13,b}, M. Palutan¹⁸, J. Panman³⁷, A. Papanestis⁴⁸, M. Pappagallo⁵⁰, C. Parkes⁵³, C.J. Parkinson⁵², G. Passaleva¹⁷, G.D. Patel⁵¹, M. Patel⁵², G.N. Patrick⁴⁸, C. Patrignani^{19,i}, C. Pavel-Nicorescu²⁸, A. Pazos Alvarez³⁶, A. Pellegrino⁴⁰, G. Penso^{24,l}, M. Pepe Altarelli³⁷, S. Perazzini^{14,c}, D.L. Perego^{20,j}, E. Perez Trigo³⁶, A. Pérez-Calero Yzquierdo³⁵, P. Perret⁵, M. Perrin-Terrin⁶, K. Petridis⁵², A. Petrolini^{19,i}, A. Phan⁵⁷, E. Picatoste Oloqui³⁵, B. Pietrzyk⁴, T. Pilař⁴⁷, D. Pinci²⁴, S. Playfer⁴⁹, M. Plo Casasus³⁶, F. Polci⁸, G. Polok²⁵, A. Poluektov^{47,33}, E. Polycarpo², D. Popov¹⁰, B. Popovici²⁸, C. Potterat³⁵, A. Powell⁵⁴, J. Prisciandaro³⁸, A. Pritchard⁵¹, C. Prouve⁷, V. Pugatch⁴³, A. Puig Navarro³⁸, G. Punzi^{22,q}, W. Qian⁴, J.H. Rademacker⁴⁵, B. Rakotomiamanana³⁸, M.S. Rangel², I. Raniuk⁴², N. Rauschmayr³⁷, G. Raven⁴¹, S. Redford⁵⁴, M.M. Reid⁴⁷, A.C. dos Reis¹, S. Ricciardi⁴⁸, A. Richards⁵², K. Rinnert⁵¹, V. Rives Molina³⁵, D.A. Roa Romero⁵, P. Robbe⁷, E. Rodrigues⁵³, P. Rodriguez Perez³⁶, S. Roiser³⁷, V. Romanovsky³⁴, A. Romero Vidal³⁶, J. Rouvinet³⁸, T. Ruf³⁷, F. Ruffini²², H. Ruiz³⁵, P. Ruiz Valls³⁵, G. Sabatino^{24,k}, J.J. Saborido Silva³⁶, N. Sagidova²⁹, P. Sail⁵⁰, B. Saitta^{15,d}, C. Salzmann³⁹, B. Sanmartin Sedes³⁶, M. Sannino^{19,i}, R. Santacesaria²⁴, C. Santamarina Rios³⁶, E. Santovetti^{23,k}, M. Sapunov⁶, A. Sarti^{18,l}, C. Satriano^{24,m}, A. Satta²³, M. Savrie^{16,e}, D. Savrina^{30,31}, P. Schaack⁵², M. Schiller⁴¹, H. Schindler³⁷, M. Schlupp⁹, M. Schmelling¹⁰, B. Schmidt³⁷, O. Schneider³⁸, A. Schopper³⁷, M.-H. Schune⁷, R. Schwemmer³⁷, B. Sciascia¹⁸, A. Sciubba²⁴, M. Seco³⁶, A. Semennikov³⁰, K. Senderowska²⁶, I. Sepp⁵², N. Serra³⁹, J. Serrano⁶, P. Seyfert¹¹, M. Shapkin³⁴, I. Shapoval^{16,42}, P. Shatalov³⁰, Y. Shcheglov²⁹, T. Shears^{51,37}, L. Shekhtman³³, O. Shevchenko⁴², V. Shevchenko³⁰, A. Shires⁵², R. Silva Coutinho⁴⁷, T. Skwarnicki⁵⁷, N.A. Smith⁵¹, E. Smith^{54,48}, M. Smith⁵³, M.D. Sokoloff⁵⁶, F.J.P. Soler⁵⁰, F. Soomro¹⁸, D. Souza⁴⁵, B. Souza De Paula², B. Spaan⁹, A. Sparkes⁴⁹, P. Spradlin⁵⁰, F. Stagni³⁷, S. Stahl¹¹, O. Steinkamp³⁹, S. Stoica²⁸, S. Stone⁵⁷, B. Storaci³⁹, M. Straticiu²⁸, U. Straumann³⁹, V.K. Subbiah³⁷, S. Swientek⁹, V. Syropoulos⁴¹, M. Szczekowski²⁷, P. Szczypka^{38,37}, T. Szumlak²⁶, S. T'Jampens⁴, M. Teklishyn⁷, E. Teodorescu²⁸, F. Teubert³⁷, C. Thomas⁵⁴, E. Thomas³⁷, J. van Tilburg¹¹, V. Tisserand⁴, M. Tobin³⁸, S. Tol⁴¹, D. Tonelli³⁷, S. Topp-Joergensen⁵⁴, N. Torr⁵⁴, E. Tournefier^{4,52}, S. Tourneur³⁸, M.T. Tran³⁸, M. Tresch³⁹, A. Tsaregorodtsev⁶, P. Tsopelas⁴⁰, N. Tuning⁴⁰, M. Ubeda Garcia³⁷, A. Ukleja²⁷, D. Urner⁵³, U. Uwer¹¹, V. Vagnoni¹⁴, G. Valentí¹⁴, R. Vazquez Gomez³⁵, P. Vazquez Regueiro³⁶, S. Vecchi¹⁶, J.J. Velthuis⁴⁵, M. Veltri^{17,g}, G. Veneziano³⁸, M. Vesterinen³⁷, B. Viaud⁷, D. Vieira², X. Vilasis-Cardona^{35,n}, A. Vollhardt³⁹, D. Volyansky¹⁰, D. Voong⁴⁵, A. Vorobyev²⁹, V. Vorobyev³³, C. Voß^{59,t}, H. Voss¹⁰, R. Waldi^{59,t}, R. Wallace¹², S. Wandernoth¹¹, J. Wang⁵⁷, D.R. Ward⁴⁶, N.K. Watson⁴⁴, A.D. Weber⁵³, D. Websdale⁵², M. Whitehead⁴⁷, J. Wicht³⁷, J. Wiechczynski²⁵, D. Wiedner¹¹, L. Wiggers⁴⁰, G. Wilkinson⁵⁴, M.P. Williams^{47,48}, M. Williams⁵⁵, F.F. Wilson⁴⁸, J. Wishahi⁹, M. Witek²⁵, S.A. Wotton⁴⁶, S. Wright⁴⁶, S. Wu³, K. Wyl-

lie³⁷, Y. Xie^{49,37}, Z. Xing⁵⁷, Z. Yang³, R. Young⁴⁹, X. Yuan³, O. Yushchenko³⁴, M. Zangoli¹⁴, M. Zavertyaev^{10,a}, F. Zhang³, L. Zhang⁵⁷, W.C. Zhang¹², Y. Zhang³, A. Zhelezov¹¹, A. Zhokhov³⁰, L. Zhong³, A. Zvyagin³⁷

- ¹Centro Brasileiro de Pesquisas Físicas (CBPF), Rio de Janeiro, Brazil
- ²Universidade Federal do Rio de Janeiro (UFRJ), Rio de Janeiro, Brazil
- ³Center for High Energy Physics, Tsinghua University, Beijing, China
- ⁴LAPP, Université de Savoie, CNRS/IN2P3, Annecy-Le-Vieux, France
- ⁵Clermont Université, Université Blaise Pascal, CNRS/IN2P3, LPC, Clermont-Ferrand, France
- ⁶CPPM, Aix-Marseille Université, CNRS/IN2P3, Marseille, France
- ⁷LAL, Université Paris-Sud, CNRS/IN2P3, Orsay, France
- ⁸LPNHE, Université Pierre et Marie Curie, Université Paris Diderot, CNRS/IN2P3, Paris, France
- ⁹Fakultät Physik, Technische Universität Dortmund, Dortmund, Germany
- ¹⁰Max-Planck-Institut für Kernphysik (MPIK), Heidelberg, Germany
- ¹¹Physikalisches Institut, Ruprecht-Karls-Universität Heidelberg, Heidelberg, Germany
- ¹²School of Physics, University College Dublin, Dublin, Ireland
- ¹³Sezione INFN di Bari, Bari, Italy
- ¹⁴Sezione INFN di Bologna, Bologna, Italy
- ¹⁵Sezione INFN di Cagliari, Cagliari, Italy
- ¹⁶Sezione INFN di Ferrara, Ferrara, Italy
- ¹⁷Sezione INFN di Firenze, Firenze, Italy
- ¹⁸Laboratori Nazionali dell'INFN di Frascati, Frascati, Italy
- ¹⁹Sezione INFN di Genova, Genova, Italy
- ²⁰Sezione INFN di Milano Bicocca, Milano, Italy
- ²¹Sezione INFN di Padova, Padova, Italy
- ²²Sezione INFN di Pisa, Pisa, Italy
- ²³Sezione INFN di Roma Tor Vergata, Roma, Italy
- ²⁴Sezione INFN di Roma La Sapienza, Roma, Italy
- ²⁵Henryk Niewodniczanski Institute of Nuclear Physics Polish Academy of Sciences, Kraków, Poland
- ²⁶AGH - University of Science and Technology, Faculty of Physics and Applied Computer Science, Kraków, Poland
- ²⁷National Center for Nuclear Research (NCBJ), Warsaw, Poland
- ²⁸Horia Hulubei National Institute of Physics and Nuclear Engineering, Bucharest-Magurele, Romania
- ²⁹Petersburg Nuclear Physics Institute (PNPI), Gatchina, Russia
- ³⁰Institute of Theoretical and Experimental Physics (ITEP), Moscow, Russia
- ³¹Institute of Nuclear Physics, Moscow State University (SINP MSU), Moscow, Russia
- ³²Institute for Nuclear Research of the Russian Academy of Sciences (INR RAN), Moscow, Russia
- ³³Budker Institute of Nuclear Physics (SB RAS) and Novosibirsk State University, Novosibirsk, Russia
- ³⁴Institute for High Energy Physics (IHEP), Protvino, Russia
- ³⁵Universitat de Barcelona, Barcelona, Spain
- ³⁶Universidad de Santiago de Compostela, Santiago de Compostela, Spain
- ³⁷European Organization for Nuclear Research (CERN), Geneva, Switzerland
- ³⁸Ecole Polytechnique Fédérale de Lausanne (EPFL), Lausanne, Switzerland
- ³⁹Physik-Institut, Universität Zürich, Zürich, Switzerland
- ⁴⁰Nikhef National Institute for Subatomic Physics, Amsterdam, The Netherlands
- ⁴¹Nikhef National Institute for Subatomic Physics and VU University Amsterdam, Amsterdam, The Netherlands
- ⁴²NSC Kharkiv Institute of Physics and Technology (NSC KIPT), Kharkiv, Ukraine
- ⁴³Institute for Nuclear Research of the National Academy of Sciences (KINR), Kyiv, Ukraine
- ⁴⁴University of Birmingham, Birmingham, United Kingdom
- ⁴⁵H.H. Wills Physics Laboratory, University of Bristol, Bristol, United Kingdom
- ⁴⁶Cavendish Laboratory, University of Cambridge, Cambridge, United Kingdom
- ⁴⁷Department of Physics, University of Warwick, Coventry, United Kingdom
- ⁴⁸STFC Rutherford Appleton Laboratory, Didcot, United Kingdom
- ⁴⁹School of Physics and Astronomy, University of Edinburgh, Edinburgh, United Kingdom

- ⁵⁰School of Physics and Astronomy, University of Glasgow, Glasgow, United Kingdom
⁵¹Oliver Lodge Laboratory, University of Liverpool, Liverpool, United Kingdom
⁵²Imperial College London, London, United Kingdom
⁵³School of Physics and Astronomy, University of Manchester, Manchester, United Kingdom
⁵⁴Department of Physics, University of Oxford, Oxford, United Kingdom
⁵⁵Massachusetts Institute of Technology, Cambridge, MA, United States
⁵⁶University of Cincinnati, Cincinnati, OH, United States
⁵⁷Syracuse University, Syracuse, NY, United States
⁵⁸Pontifícia Universidade Católica do Rio de Janeiro (PUC-Rio), Rio de Janeiro, Brazil
⁵⁹Institut für Physik, Universität Rostock, Rostock, Germany

^aP.N. Lebedev Physical Institute, Russian Academy of Science (LPI RAS), Moscow, Russia

^bUniversità di Bari, Bari, Italy

^cUniversità di Bologna, Bologna, Italy

^dUniversità di Cagliari, Cagliari, Italy

^eUniversità di Ferrara, Ferrara, Italy

^fUniversità di Firenze, Firenze, Italy

^gUniversità di Urbino, Urbino, Italy

^hUniversità di Modena e Reggio Emilia, Modena, Italy

ⁱUniversità di Genova, Genova, Italy

^jUniversità di Milano Bicocca, Milano, Italy

^kUniversità di Roma Tor Vergata, Roma, Italy

^lUniversità di Roma La Sapienza, Roma, Italy

^mUniversità della Basilicata, Potenza, Italy

ⁿLIFAELS, La Salle, Universitat Ramon Llull, Barcelona, Spain

^oHanoi University of Science, Hanoi, Viet Nam

^pUniversità di Padova, Padova, Italy

^qUniversità di Pisa, Pisa, Italy

^rScuola Normale Superiore, Pisa, Italy

^sAssociated to Universidade Federal do Rio de Janeiro (UFRJ), Rio de Janeiro, Brazil

^tAssociated to Physikalisches Institut, Ruprecht-Karls-Universität Heidelberg, Heidelberg, Germany