



Published in final edited form as:

Clin Psychol Sci. 2015 March 1; 3(2): 202–214. doi:10.1177/2167702614542279.

The Effects of a Working Memory Load on Delay Discounting in Those with Externalizing Psychopathology

Peter R. Finn, Rachel L. Gunn, and Kyle R. Gerst

Department of Psychological and Brain Sciences, Indiana University – Bloomington

Abstract

This study investigated the influence of executive working memory (EWM) capacity on impulsive decision-making in a sample of young adults ($n=623$) that varied in degree of externalizing psychopathology (EXT) by examining: (i) the effects of WM load on delay discounting rates, and, (ii) the association between EWM capacity and delay discounting rates. EXT was measured as a latent variable indicated by lifetime problems with alcohol, marijuana, other drugs, childhood conduct, and adult antisocial behavior. Results showed that (i) the WM load increased discounting rates throughout the spectrum of EXT, (ii) EXT was associated with higher discounting rates and lower EMW capacity, and (iii) WM capacity was significantly associated with higher discounting rates when controlling for IQ, but only after a WM load. The results are discussed in terms of the role of EWM capacity in impulsive decision making in EXT.

Keywords

Externalizing psychopathology; working memory capacity; delay discounting; impulsive decision making

A central feature of externalizing psychopathology (EXT), including substance use disorders and antisocial psychopathology, is poor self-regulation characterized by impulsive decision-making, such as increased discounting of delayed rewards and disadvantageous decision-making, and reduced executive working memory (EWM) capacity (Baker, Johnson, & Bickel, 2003; Barkley, Edwards, Laneri, Fletcher, & Metevia, 2001; Bechara & Martin, 2004; Bickel et al., 2007; Bobova, Finn, Rickert, & Lucas, 2009; Endres, Rickert, Bogg, Lucas & Finn, 2011; Endres, Donkin, & Finn, 2013; Fridberg, Gerst & Finn, 2013; Romer, Bentacourt, Gianetta, Brodsky & Farah, 2009). Research suggests that EXT represents a spectrum of co-occurring disorders or symptoms that share a common disinhibitory vulnerability (Bobova et al., 2009; Endres et al., 2011, 2013; Krueger et al., 2002) associated with reduced executive working memory capacity and high levels of impulsive / sensation seeking personality traits (Bogg & Finn, 2010). Theory and research suggests that EWM capacity plays a central role in self-regulation and adaptive decision-making (Barkley, 2001; Barrett, Tugade & Engle 2004; Finn, 2002; Endres et al. 2011, 2013) and shares part of the association between EXT and impaired decision-making in associative learning, approach-

avoidance contexts (Endres et al., 2011, 2013). However, there are relatively few studies of the association between reduced EWM capacity, impulsive decision-making, and EXT.

Executive Working Memory Capacity, Decision Making and EXT

Working memory has been described as a limited-capacity information processing system comprised of interdependent processes related to the executive control of attention (the central executive) and the active maintenance of short-term memory (Baddeley & Logie, 1999; Cowan et al., 2006; Engle, Tuholski, Laughlin & Conway, 1999; Miyake & Shah, 1999; Shipstead, Redick, Hicks & Engle, 2012). Research suggests that the ‘capacity’ of the working memory system can be partitioned into separate capacities for the central executive (EWM capacity) and the scope of attention or short-term memory capacity (e.g., Cowan et al., 2006; Engle et al., 1999; Shipstead et al., 2012). We focus here on the capacity of the ‘central executive’ component (i.e., EWM), which is common to all models of the working memory system (Barrett, Tugade & Engle, 2004; Cowan et al., 2006; Miyake & Shah, 1999), because its function is most critical for the adaptive self-regulation and decision-making (Barkley, 2001, Barrett et al., 2004; Finn, 2002; Oberauer, 2002) and the deliberative process during decision-making in particular (Endres et al., 2013). EWM capacity is thought to reflect the ability to control attention associated with the capacity to direct and shift attention, and resist distraction, while encoding / updating, maintaining, and retrieving information from long and short-term memory buffers (Barrett et al., 2004; Cowan et al., 2006; Shipstead et al., 2012), a process which we maintain is critical during the decision-making deliberation process (Endres et al., 2013, Finn, 2002). EWM capacity is typically assessed using complex span tasks that include a dual task component (Conway et al., 2005; Redick et al., 2012).

In our model of EWM capacity and decision-making (Endres et al., 2013, Finn, 2002) this attention control process is inherent in the deliberation process involved in effective decision-making (Finn, 2002). Optimal decision-making between two or more alternatives involves greater EWM capacity, which reflects the capacity to shift attention between the different options, while keeping in mind short- and long-term goals, resisting distraction from decision-irrelevant information, and considering options by weighing costs and benefits and accessing long-term memory for experience, and short- and long-term goals and plans (Endres et al., 2013; Finn, 2002). In decision contexts aspects of a decision that have an immediate relevance have a higher salience than aspects of a decision that have a longer term relevance, and attention is likely to be drawn first to the higher salient option (Busemeyer & Townsend, 1993; Finn, 2002). In the context of delay discounting tasks, choices in favor of long-term larger rewards require keeping in mind the value of the immediate option, shifting attention away from this more salient option to the delayed option, then keeping in mind both options and deliberating about the decision, which may involve accessing long-term memory for long-term plans and goals. Thus, a greater EWM capacity should be associated with more long term choices, or, in the context of a delay discounting task, lower delay discounting rates.

A number of studies report that reduced EWM capacity is associated with impaired decision-making on a variety of tasks, such as delay discounting (Bobova et al., 2009;

Shamosh et al., 2008), Iowa Gambling Task (Bechara & Martin, 2004; Fridberg et al., 2013; van der Plas, Crone, van den Wildenberg, Tranel, & Bechara, 2009), and incentivized approach – avoidance learning tasks (Endres et al., 2011, 2013). EXT also has been associated with reduced EWM capacity (Bogg & Finn, 2010; Endres et al., 2011, 2013, Finn et al., 2009; Martinussen, Hayden, Hogg-Johnson & Tannock, 2005) and impulsive decision-making on delay discounting tasks (Barkley et al., 2001; Bickel et al., 2007; Bjork, Hommer, Grant & Danube, 2004; Bobova et al., 2009 Kirby & Petry, 2004; Mitchell, Fields, D'Esposito & Boettiger, 2005; Petry, 2002). Recent studies suggest that the disinhibited decision making on approach – avoidance learning tasks observed in those with high levels of EXT is associated with low EWM capacity (Endres et al., 2011, 2013). Further illustrating the role of EWM capacity in decision making are studies that show that a working memory (WM) load increases disadvantageous decision making on the Iowa Gambling Task (Fridberg et al., 2013; Hinson, Jameson & Whitney, 2002) and impulsive decision making on approach – avoidance learning tasks (Endres et al., 2013). Some work also suggests that a WM load may increase delay discounting rates as well (Hinson, Jameson, & Whitney, 2003). However, a recent study failed to replicate this effect (Franco-Watkins, Rickard & Pashler, 2010). The generalizability of these latter two studies is questionable due to their small samples of undergraduate students participating for course credit, and the use of a discounting task involving very large hypothetical sums of money that are not likely to represent real-life choices for this population.

The current study was designed to further investigate the association between EWM capacity and impulsive decision-making in EXT by examining the effect of a WM load during a delay discounting task as well as by examining the interrelationships among measures of EWM capacity, delay discounting rates, and a dimensional latent variable measure of EXT with and without a WM load. The study tested the hypotheses (i) that WM load will result in greater increases in delay discounting rates in general, but that those high in EXT would experience greater increases in delay discounting rates, because externalizers have higher levels of impulsivity /disinhibitory tendencies (Bogg & Finn, 2010), (ii) EWM capacity would be associated with higher delay discounting rates in general, and the association between EWM capacity and discounting would be stronger in the WM load condition, because a high EWM capacity may offset to some degree that increases in discounting experienced under a WM load, and (iii) that EWM capacity would share some of the variance in delay discounting associated with EXT, suggesting that at least part of the association between EXT and delay discounting is associated with reduced EWM capacity. Additional analyses of Choice reaction times (RT) were conducted to assess the effects of the WM load on decision time and test the hypothesis that EXT would be associated with faster choice RTs reflecting a less deliberative impulsive decision style.

Method

Participants

Sample Characteristics—The sample consisted of 623 young adults (331 men, 292 women), with a range of EXT symptoms (alcohol problems, drug problems, nicotine dependence problems, antisocial behavior, conduct problems). The sample was 78.5%

White, 7.2 % African American, 5.8 % Asian, Indian, or Middle Eastern, 5.3% Hispanic or Latino, 0.6% Native American, and 2.2% endorsing multiple ethnicities. Forty-one percent ($n = 258$) of the total sample met criteria for lifetime Alcohol Dependence (AD), 31% ($n = 194$) for marijuana dependence, 16% ($n = 98$) for other drug dependence, 30% percent ($n = 187$) for conduct disorder (CD) and 16% ($n=97$) for antisocial personality disorder (ASPD). Diagnoses were ascertained with the Semi-Structured Assessment for the Genetics of Alcoholism (SSAGA-II; Bucholz et al., 1994) using DSM-IV diagnostic criteria (*Diagnostic and Statistical Manual of Mental Disorders, 4th ed. DSM-IV*, American Psychiatric Association, 1994). Sample characteristics are listed in Table 1.

Recruitment—Participants were recruited using advertisements placed in local and student newspapers and around the community. This approach has been effective in attracting responses from individuals who vary in EXT problems and disorders (Finn et al., 2002; 2009). The range of ads / flyers targeted “*daring, rebellious, defiant individuals,*” “*carefree, adventurous individuals who have led exciting and impulsive lives,*” “*impulsive individuals,*” “*heavy drinkers wanted for psychological research,*” persons with a “*drinking problem,*” persons who “*got into a lot of trouble as a child,*” persons “*interested in psychological research,*” “*quiet, reflective and introspective persons,*” and “*social drinkers.*”

Advertisement respondents were screened via telephone to determine whether they met basic study inclusion criteria. The study inclusion criteria were: being between the ages of 18 and 30, able to read and speak English, had at least a 6th grade education, had consumed alcohol on at least one occasion, and didn't have a history of psychosis or head trauma. If they met the basic inclusion criteria, they were asked a series of screening questions about current and lifetime alcohol, drug, childhood conduct, and adult antisocial problems. Subjects were invited to participate in the study if they fell within the range of these EXT problems that were targeted for the sample composition. We screened to target a sample composed of 25% with relatively low EXT problems (no diagnosable alcohol dependence/abuse, marijuana/other drug dependence/abuse, no diagnosable conduct disorder, low adult antisocial behavior, no current binge drinking), 50% with moderate (moderate-low to moderate-high) levels of EXT problems, and 25% with very high levels of EXT problems (at least a lifetime diagnosis of Alcohol Dependence and Conduct Disorder). We targeted these segments based on the distributions of these EXT problems that we had in our earlier studies that employed a dimensional model of EXT problems (Bogg & Finn, 2010; Finn et al., 2009). Lifetime alcohol, drug, nicotine, childhood conduct, and adult antisocial problems counts were ascertained with the SSAGA. Table 1 lists the mean lifetime problems with alcohol, marijuana, nicotine, other drugs, conduct problems and adult antisocial problems for the full sample and for the subsamples in the WM load and no Load conditions of the delay discounting task. As can be seen, the subsamples for the WM Load conditions are equivalent for all variables.

Test session exclusion criteria—To be tested subjects had to meet specific criteria on the day of testing. These criteria were: (a) no self-reported use of alcohol or drugs within the past 12 hours, (b) having at least 6 hours of sleep the night before, (c) having a breath alcohol level of 0.0%, (tested with a AlcoSensor IV (Intoximeters Inc., St. Louis, MO) and

(d) not experiencing withdrawal symptoms or feeling ill. Subjects were rescheduled if they did not meet any of these criteria.

Assessment Procedures and Materials

Executive Working Memory Capacity—Executive WM was assessed using two different complex-span tests, the Operation-Word Span test (OWS; Conway & Engle, 1994) and a modified version of the Auditory Consonant Trigram test (Brown, 1958), which we refer to as the Auditory Consonant test (ACT). Numerous studies indicate that such complex span tests reflect the EWM-related capacities to direct and shift attention, and resist distraction, while encoding / updating, maintaining, and retrieving information from long and short-term memory buffers (Endres et al., 2011; 2013; Engle, Tuholski, Laughlin & Conway, 1999; Unsworth & Engle, 2007). The OWS test involves competition for attentional resources and the maintenance of activation of mental representations in a dual task context. The test requires solving a simple mathematical operation while remembering a word ($6/3 + 2 = 4$ DOG). The subject reads the math operation aloud, responds “yes” or “no” to indicate if the answer is correct or not and then says the word; one half of the mathematical operations are correct. After a series of operation-word pairs (varying from 2 to 6), the subject is asked to recall the words in the exact order they were presented. Performance on this measure is quantified as the total number of correctly recalled words.

In its original form, the ACT test involves recalling three-consonant nonsense strings after counting backward for varying periods of time. This test presumably taps divided attention and the strength of the maintenance /decay of the contents of WM over time (Brown, 1958; Stuss, Seethem, & Poirier, 1987). To increase WM load, similar to Melton (1963), we modified the test by including four- and five-consonant nonsense strings in addition to the original three-consonant strings to make the task more demanding. Greater loads are expected to amplify group differences. In this test, the experimenter reads aloud a string of consonants at a rate of one letter per second, followed by a three-digit number. The subject counts backward by threes from that number for either 18 or 36 seconds and is asked then to recall the original consonant string. Counting backward is assumed to interfere with rehearsal of the original consonant string. For all string lengths, two were followed by 18-second delay intervals and two were followed by 36-second delay intervals. Performance on this test was quantified as the total number of correct consonants recalled across all string lengths and delay intervals.

As noted above, EWM capacity reflects multiple processes (Cowan et al., 2005), some which are shared between the OWS and ACT tests. However, each task tap other cognitive processes to differing degrees, such those associated with the effects of distraction, memory maintenance and retrieval, and the degree of attention shifting. The multidimensional nature of these tasks can make it difficult to separate specific EWM processes with these tasks (Cowan et al., 2005). We use both tasks because our previous work indicates that they are highly correlated with correlation coefficients between .48 – .66 (Bogg & Finn, 2010, Endres et al., 2011, 2013; Finn et al., 2009) and predictive of key aspects of decision making, such as stimulus discrimination and evidence accumulation rates during deliberation (Endres et al., 2011, 2013). The correlation between these two measure in the

current sample is $r = .49$, $p < .0001$. In the current paper the primary analyses treat these two measures as indicators of a latent EWM capacity variable, but we also present the analyses separately for each measure (OWS and ACT) in the Supplemental Materials section to investigate whether one of the indicators may be carrying most of the effects observed in the SEM with the latent EWM capacity variable.

Delay Discounting Task—The delay discounting task was administered via computer. Participants were asked to choose between a specific amount of money “now” or \$50 “later” at one of six time delays (i.e. 1 week, 2 weeks, 1 month, 3 months, 6 months, 1 year). The immediate amount varied from \$2.50 to \$47.50 in \$2.50 increments. Prior to doing the task, participants had been told that they would obtain the amount they chose on one of the trials based on a random selection of one of the outcomes of one of the choice trials. If that random selection was a decision where they chose the immediate amount, they would receive that amount in cash right away. If that decision was a LATER decision, they would get a voucher for the \$50 that could be redeemed after the period of time had elapsed (up to one year later). The task was run in 6 blocks, one for each delay (1 week, 2 weeks, 1 month, 3 months, 6 months, and 1 year). The blocks were presented randomly. Within each block there were ascending and descending value trials (the order of which was random). On the ascending trials, the immediate reward value increased from \$2.50 to a maximum of \$47.50 in \$2.50 increments. The ascending sequence stopped when they switched from the delayed to the immediate (or stopped at \$2.50 if they chose the immediate option right away), a total of 19 possible ascending trials for each time point. The point at which they switched from the delayed (\$50) to the immediate option was recorded as the switch point for the ascending trials. On descending trials the immediate values decreased from \$47.50 to \$2.50 in \$2.50 increments. The descending sequence of decision trials stopped when they switched from the immediate to the delayed option. The point at which they switched from the immediate to the delayed (\$50) option was recorded as the switch point for the descending sequence of decision trials.

Working memory load—Participants were randomly assigned to do the delay discounting task in either a “WM load” or a “no load” version of the task. These two versions were identical except for that in the WM load version of the task, a decision trial started with the choice between an amount of money NOW (e.g., \$47.50 NOW) and “\$50.00 LATER, then a number appeared on the screen (e.g., 457) and participants counted backwards threes from that number (e.g., 454, 451...) for ten seconds; then “MONEY NOW MONEY LATER” was presented on the screen (no monetary values were provided) and participants were required to make a key press for their decision (the NOW or LATER option). After choosing the NOW or LATER option, participants were prompted to recall the number presented at the beginning of the trial. The no load version of the task included a ten second “wait” period to reduce confounds that may be caused by rapid succession of decision trials or shorter overall completion of the task. Thus, the WM load has two components, a memory maintenance component (keeping in mind the 3 digit number) and an attention shifting component (shifting between the decision option and counting backwards) specifically designed to deplete EWM capacity reserves. We assume that the WM load depletes EWM capacity by requiring the constant shifting of attention back and

forth from the primary task of deciding between the NOW or LATER options to the secondary task of counting backwards, which we also assume depletes attentional resources. These kinds of dual tasks are known to tax and deplete working memory resources (e.g., Anguera et al., 2012). Participants appeared to have no problem following instructions for the load. There was an overall 85% accuracy in recalling the 3-digit number, which was unassociated with EXT latent variable scores. For instance, looking at accuracy rates across the EXT latent variable divided by tertiles, High EXT had a rate of 82 %, moderate EXT had a rate of 81%, and low EXT had a rate of 83%. Participants received 8 practice trials in the load and no load condition.

Estimation of Discounting Rate—A single-parameter hyperbolic function was used to estimate discounting rate (Mazur, 1987). The following equation represents that estimation: $V_p = V/(1 + k \times dt)$, where V_p was the present (discounted) value (the average of the switch point for ascending and descending trials at a particular delay), the constant V was the amount of the delayed reward (\$50), dt was the length of the time the reward is delayed in days, and k is the discounting rate. The dependent variable used in these analyses is the \log_{10} transformed k value. This hyperbolic model has been found to account for significantly more variance than exponential function models in several studies using real rewards in humans (Bickel & Marsch, 2001; Kirby & Herrnstein, 1995; Kirby, 1997). This hyperbolic function suggests that when the larger reward in question is more temporally distant, choices for those rewards can be described as more controlled, rational, and consistent with long-term goals. Conversely, when smaller sooner rewards are available; these choices can be described as impulsive and inconsistent with long-term goals. Following the guidelines of Johnson and Bickel (2008) six participants were excluded from the analyses, because their choices were variable and unsystematic exhibiting increases in the magnitude of switch points (starting at the second delay) by a magnitude greater than 20% of the larger reward. An additional 75 participants were excluded because they met Johnson and Bickel's second criteria of not discounting by at least 10% from the first to the last delay. There were 54 participants, who never discounted and always chose the \$50 delayed reward (33 in the No WM Load and 21 in the WM load condition). There were 21 participants who always chose the immediate reward (5 in the No WM Load and 16 in the WM load condition). These participants were excluded, because the hyperbolic function cannot adequately estimate k because their choices do not have a rate of decline. However, the Supplemental Materials (S. 1) presents the main analyses that includes these subjects, because the choices by these 75 participants seemed valid given the context of our task that involved real versus hypothetical rewards, spread over a relatively short span of delays.

Data Analyses

All analyses used the final sample of 542 participants after dropping out the 75 participants who violated the criteria outlined by Johnson and Bickel (2008).

Multiple regression was used to examine the main effects of the EXT factor and WM load and the interaction between WM load and EXT to test the hypotheses regarding the effect of the WM load manipulation on discounting rate (\log_{10} transformed k value), as well as whether WM load moderated the association between EXT and discounting rate (the EXT

by WM load interaction effect). SPSS version 19.0 (SPSS, Inc., 2010) was used for this analysis. An EXT factor score was computed using maximum likelihood factor analysis of Blom-transformed EXT problem counts (alcohol, marijuana, nicotine, other drug, conduct, and adult antisocial behavior problem counts). Blom transforms were used in an attempt to address the problem of non-normally distributed problem counts as suggested by van den Oord and colleagues (2000) and employed by Krueger and colleagues (2002). However, Blom-transformation does not completely normalize the substance use symptom counts because these are zero-inflated. The maximum likelihood factor analysis yielded one factor (eigen value = 3.871) accounting for 64.5% of the variance in the problem counts. A tertile split of the EXT factor score was also computed in order to visually illustrate differences in discounting rates means across low, medium, and high EXT groups by WM load

Additional follow-up analyses—Because monetary choices in our delay discounting task, can be affected by socioeconomic status (SES) in terms of immediate need for money, an additional a follow-up analysis was conducted that covaried the effects of SES in combination with the EXT factor (cf. section S.2 in the Supplemental Materials). We used ‘years of education’ as a proxy for SES because it is highly correlated with SES and we didn’t have a specific measure of SES.

Structural equation modeling (SEM) using AMOS version 21 (Arbuckle, 2012) was used to assess the interrelationships among the EXT factor, the EWM capacity factor, and delay discounting rate ($\log_{10}(k)$). In addition, a multiple group SEM (no load versus WM load) was used to test the hypothesis that the path from EWM capacity to $\log_{10}(k)$ would be stronger in the WM load compared with no load condition. The multiple groups SEM was conducted in three stages. First, the measurement invariance for the factor loadings for the indicators for the two latent variables (EXT and the EWM capacity) across no load and WM load conditions was tested by comparing an unconstrained model with a model that constrained these factor loads to be equal. Second, the invariance in factor loadings and residuals were assessed comparing an unconstrained model with a model constraining these parameters to be equal across no load and WM load conditions. Finally, differences between load conditions in the path from EWM capacity to $\log_{10}(k)$ were assessed comparing the fit of a fully constrained model with the fit of a model that was fully constrained with the exception of the path from EWM capacity to $\log_{10}(k)$. The SEMs used bootstrapped ($k = 20,000$) and bias-corrected 95% confidence intervals (CIs) (Preacher, Rucker, & Hayes, 2007) around the indirect effects (of EXT on $\log_{10}(k)$ via EWM capacity) to assess whether EWM capacity and EXT shared any of the variance in delay discounting rate in the WM load and no Load conditions. Goodness-of fit was assessed with the χ^2 goodness of fit, the Normed Fit Index (NFI: Bentler & Bonett, 1980), the Comparative Fit Index (CFI: Bentler, 1990), and the Root-mean-square error of residual approximation (RMSEA: Browne & Cudeck, 1993). Typically, NFI and CFI values above .90 or .95 and an RMSEA values at or below .05 reflect a good fit to the data (Bentler & Bonett, 1980; Browne & Cudeck, 1993; Hu & Bentler, 1999).

Additional follow-up analyses—Additional SEMs were conducted with each individual indicator of EWM capacity (OWS and ACT) to assess whether the results mirror the results

with the EWM capacity latent variable and determine whether one or the other indicator is carrying the overall effects. These are reported in sections S.3 and S.4 of the Supplemental Materials. Finally, because the association between reduced EWM capacity and increased delay discounting may be due to a more generalized reduction in cognitive capacity rather than to any process specific to EWM capacity, IQ was added to the SEM (EXT, EWM capacity, and delay discounting) as an endogenous intermediate variable covaried with EWM capacity to assess whether IQ accounted for any of the association between EWM capacity and discounting rate. This analysis is reported in section S.5 of the Supplemental materials. IQ was measured with the Wechsler Abbreviated Scale of Intelligence – WASI (The Psychological Corporation, 1999).

Choice reaction time (RT)—The main effects of WM load, EXT, and their interaction on overall Choice RT (averaged across all decisions) was analyzed using multiple regression. Choice RT for the switch points at each delay on both the descending (switch choice from Immediate to \$50 delay) and the ascending (switch choice from the \$50 delayed to the Immediate amount) was analyzed using repeated measures ANOVA (EXT grouped into High, Moderate, Low).

Results

Working Memory Load, Externalizing Psychopathology and Delay Discounting Rate

The multiple regression analyses revealed significant main effects of WM load, $F(1,538) = 26.3$, $\beta = .20$, $p < .0001$; and EXT psychopathology, $F(1,538) = 30.0$, $\beta = .31$; $p < .0001$, on delay discounting rate, $\log_{10}(k)$. As hypothesized, the WM Load was associated with significantly higher discounting rates, (WM Load: $M = -1.03$, $SD = .85$ vs No Load: $M = -1.36$, $SD = .79$ ($t(538) = -4.57$, $p < .001$, $d = .40$) and EXT also was associated with higher discounting rates. The interaction between WM Load and EXT was not significant, $F(1,538) = .21$, $\beta = .03$, indicating that there were no differences in the impact of the WM load on delay discounting for those with high levels of EXT (as hypothesized). These results were identical for the sample that included the 75 participants who had been dropped from the analyses (Supplemental Materials S.1.a). Additional analyses indicated no significant main effect of sex, $F(1,538) = .18$, ns, or interactions involving sex, $F_s = .44, 1.14, 1.43$. Figure 1 illustrates the effect of WM load on the hyperbolic discounting curves. Figure 2 displays the mean discounting rates in the WM Load and No Load conditions for the tertile-split groups (high, moderate, and low EXT groups). Figure 2 clearly illustrates the two separate main effects of WM load and EXT. Delay discounting rates ($\log_{10}k$) were significantly correlated with all indicators of the EXT latent variable: problems with alcohol ($r = .26$, $p < .0001$), marijuana ($r = .26$, $p < .0001$), other drugs ($r = .29$, $p < .0001$), childhood conduct ($r = .29$, $p < .0001$), and adult antisocial behavior ($r = .27$, $p < .0001$). Section S.2 in the Supplemental Materials illustrates that years of education was not significantly associated with delay discounting rate.

Externalizing Psychopathology and Delay Discounting: Structural Model Analysis

The multiple group SEM analysis demonstrated measurement invariance for the factor loadings for the EXT and EWM capacity latent variables across the No Load and Load

conditions, difference, $\chi^2(6) = 11.62, p = .07$. There also was invariance across conditions in the combination of measurement loadings and factor residuals, $\chi^2(8) = 12.5, p = .13$. The multiple group model comparisons used to assess significant differences in the path from EWM capacity to the discounting rate parameter, $\log_{10}(k)$, between the No Load and the Load conditions also was non-significant, $\chi^2(1) = 3.03, p = .082$.

The SEM with the total sample fit the data adequately, $\chi^2(16) = 24.7, p = .08$; CFI = .99; NFI = .99; RMSEA = .03. Figure 3 illustrates the paths among EXT, EWM capacity, and the discounting parameter, $\log_{10}(k)$. EXT was significantly associated with higher discounting rates, $\beta = .31, p < .0001$, and lower EWM capacity $\beta = -.28, p < .0001$. EWM capacity also was significantly associated with lower discounting rates, $\beta = -.17, p < .005$. There also was a significant indirect effect of EXT on discounting rate, $\beta = .05, p < .005$, 95% CI [.013, .09], indicating that EWM capacity shared part of the variance in discounting rate with EXT. As illustrated in the Supplemental Materials (sections S.3 and S.4), these effects were mirrored in the separate SEMs using OWS and ACT as separate measures of EWM capacity in both the No Load and WM load conditions. Furthermore, when IQ was added to the model (Supplemental analyses reported and illustrated in section S.5) the results remained the same.

A *post-hoc analysis* modeling the path from the EXT latent variable to $\log_{10}(k)$ was conducted to address the question of whether any of the individual EXT psychopathology indicators was associated with $\log_{10}(k)$ beyond its covariance with other indicator measures (i.e., the EXT latent variable). This model fit the data very well, $\chi^2(14) = 7.59, p = .37$; NFI = .99; RMSEA = .012, BIC = 97.63. Examination of the modification indices indicating that adding paths from any indicator to $\log_{10}(k)$ would not improve the fit of the model at all. A model specification search also was conducted using zero-based BIC₀ to guide model respecification. This also revealed that adding a path from any of the EXT psychopathology indicators would not improve model fit.

Choice reaction time (RT)—The multiple regression revealed that WM load significantly slowed overall choice RT from $1,686.8 \pm 473.9$ msec in the no Load to $2,819.4 \pm 910.5$ msec in the WM load condition, $t(537) = 18.1, p < .0001$. EXT was significantly associated with slower overall choice RTs in the no WM load condition ($r = .25, p < .0001$) but not in the WM load condition ($r = .02, ns$). The ANOVA of the Choice RTs at switch points also indicated that the WM load significantly slowed RTs, $F(1,537) = 259.1, p < .0001$. In addition, EXT was associated with slower RTs in the no WM Load condition ($1432.7 \pm 369.1, 1723.6 \pm 635.7, \text{ and } 1480.8 \pm 665.1$ for Low, Moderate, and High EXT groups). There also was a main effect of switch choice type, $F(1,537) = 4.3, p < .05$, revealing that choice RTs when switching from the immediate to the delay \$50 were faster than switching from the delayed \$50 to the immediate amount ($2,253.6 \pm 1,227$ msec vs. $2,344.6 \pm 1,259$). Delay discounting rate ($\log_{10}(k)$) was modestly associated with choice RT in the no Load condition ($r = .15, p < .05$) but not the WM load condition ($r = .005$).

Discussion

The overarching goal of this study was to further our understanding of the role of executive working memory (EWM) capacity in impulsive decision-making in externalizing psychopathology (EXT) by investigating (i) the impact of depleting EWM capacity on delay discounting, and (ii) the interrelationships among measures of EWM capacity, delay discounting rates, and a dimensional latent variable measure of EXT with and without a WM load.

There were four important results. First, a WM load significantly increased delay discounting rates for all subjects throughout the range of EXT. Notable about this result is the extremely high discounting rates under WM load in those with the highest levels of EXT psychopathology. Second, reduced EWM capacity was associated with higher delay discounting rates. EWM capacity shared a modest part of the variance in delay discounting with EXT, suggesting that the high rates of delay discounting observed in those with EXT may be partly due to reduced EWM capacity. Third, contrary to expectations, EXT psychopathology was associated with slower reaction times in the no WM load condition. We recently reported a similar result where alcohol dependent women had slower choice RTs when making risky decisions about drinking (Arcurio, Finn, & James, 2013). This suggests that while EXT psychopathology is associated with impulsive choices in terms of delay discounting rates, it is not associated with impulsivity in terms of making overly rapid or snap decisions. Although speculative, it may be that the faster decision times for those low in EXT in the no Load condition were associated with more efficient deliberation about their decision during the 10-sec wait period. In addition, the WM load was associated with slower overall choice reaction times also suggesting that the load did not increase snap decisions. Finally, similar to our earlier study (Bobova et al., 2009); EXT was significantly associated with higher delay discounting rates and none of the individual indicators of the EXT latent variable was associated with delay discounting beyond their covariance with one another. This suggests that increased delay discounting rates represent a common underlying characteristic of EXT psychopathology in general. Consistent with other reports, high delay discounting rates were significantly associated with each domain of EXT (Bickel et al., 2007; Bjork et al., 2004; Coffey et al., 2003; Heil et al., 2006; Kirby & Petry, 2004; Kirby et al., 1999; Mitchell et al., 2005; Petry, 2001, 2002). As in Bobova et al. (2009) we observed an univariate association between marijuana problems and higher delay discounting rates. This seems, on the face of it, to be contrary to the results of Johnson et al. (2010), who reported no differences in delay discounting rates between a marijuana dependent group and a control group. However, in contrast to our study, Johnson et al (2010) excluded all those with comorbid other drug abuse or dependence, whereas marijuana problems in our sample covaried with alcohol, other drug, childhood conduct, and adult antisocial problems.

The most significant finding in this study is that a WM load, designed to deplete EWM capacity, substantially increased delay discounting rates for all subjects. The current study extends the work of Hinson et al (2003) by examining the effect of a WM load on a sample that varied widely in externalizing psychopathology. Although the discounting rates in those with high EXT did not increase to a greater degree than those low in EXT as we hypothesized, the increase in discounting rate across the range of EXT was dramatic. As

illustrated in Figure 2, the WM load increased delay discounting rates in those with low EXT to a level equivalent to those with moderate EXT in the no load condition. Likewise, after a WM load, those with moderate EXT looked like those with high EXT without the load and those with high EXT had extremely high discounting rates under WM load. Other recent studies by our group also have reported that a WM load designed to compromise EWM capacity similarly increases disadvantageous decision making (Fridberg et al., 2013) and disinhibited decision-making on an incentivized go / no go learning tasks (Endres et al., 2013) in those with high levels of externalizing psychopathology. Together, these results suggests that those with high EXT, who already have elevated discounting rates and patterns of disinhibited decision-making, are very vulnerable to the effects of conditions which compromise WM capacity, such as stress, emotional arousal, or high cognitive load (Klein & Boals, 2001; Luehti, Meier & Sandi, 2009; Xuebing, Xinying & Lou, 2006). Under such conditions, those with very elevated EXT may be more likely to engage in impulsive /risky decisions that have significant negative consequences. Interestingly, while we show that depleting EWM capacity increases delay discounting rates, a recent report suggests that boosting WM capacity via WM training can decrease delay discounting rates (Bickel, Yi, Landes, Hill & Baxter, 2011). The results of Bickel et al (2011) and the current study suggests that manipulating EWM capacity affects impulsive decision-making which provides a strong case for the key role that EWM capacity has in impulsive decision-making and impulsivity in general (Bogg & Finn, 2010; Finn, 2002, Gunn & Finn, 2013; Romer et al., 2009).

In addition, the fact that EWM capacity was significantly associated with delay discounting rates after controlling for IQ further illustrates the important role that EWM capacity plays in delay discounting. This result is consistent with other reports associating reduced WM capacity with higher delay discounting rates (Bobova et al., 2009; Shamosh et al., 2008), less advantageous decisions on the Iowa Gambling Task (van der Plas et al., 2009), increased false alarms on a go/no go incentive learning task (Endres et al., 2011; 2013), and faster evidence accumulation rates for incorrect decisions on a go/no go incentive learning tasks (Endres et al., 2013).

Limitations & Conclusion

This study was not without limitations. First, our sample is comprised mostly of young, white adult college students and biased towards those interested in participating in research studies. Participants were not randomly selected and thus may not be representative of the distribution and severity of EXT psychopathology in the general population. Second, our data is cross-sectional by design and the regression paths in the SEMs cannot be interpreted as causal pathways. While EXT may lead to high delay discounting rates and lower EWM capacity, both high discounting rates and low EWM capacity may contribute to the development of EXT. The SEM is structured as depicted in Figure 3 only so that we can assess the degree to which the association between EXT and delay discounting is shared by EWM capacity. Third, our measures of EWM capacity tap numerous EWM and related processes, some common to each task and some unique (Cowan et al., 2005), making it difficult to draw conclusions about exactly what processes may be related to delay discounting. The fact that we observed essentially the same relationships between the

separate measures of EWM capacity and delay discounting (and EXT) increases confidence that each is tapping a common process that is important in decision making on delay discounting tasks; however it remains to be demonstrated exactly what EWM processes are being engaged by these tasks that is relevant for delay discounting. Fourth, the EWM capacity latent variable is a weaker and perhaps less reliable index of EWM capacity, because it is indicated only by two variables. Ideally, latent variables should be indicated by at least three variables.

Fifth, the use of real monetary rewards in the delay discounting task added an additional burden of having to redeem a voucher to receive the cash at the delayed date. This extra requirement may result in increased discounting of the delay reward in this task. Similarly, the increased discounting rates observed in those with EXT psychopathology may have been partly due to different strategies or optimal behaviors based on life circumstances rather than impulsivity per se. It may be more optimal for those with high EXT to choose the immediate value more often since they may not know where they will be in the future and may be less able to redeem the delay reward voucher. Sixth, the WM load may have affected participants differently and it is impossible from our data to precisely ascertain the exact nature of the impact of the WM load. For instance, the load might have led some to make snap decisions or to forget the choice options. Although the increase in choice RT after the load and the lack of an association between choice RT and discounting rate suggest that snap decisions were not driving load-related increases in delay discounting, we have no data to assess the degree to which forgetting may play a role in the WM load effects. However, it seems unlikely that forgetting played a major role in the outcome, because forgetting would likely be random and would result in more erratic switch points which would have resulted in such data being excluded based on the Johnson and Bickel (2008) criteria. Also, the task structure of using ascending / descending sequences of immediate reward values, rather than a random presentation of choice decisions, may have mitigated forgetting, because previous trial choice values are cues for the current values.

Finally, although the differences between the WM load and no load conditions in discounting rates are profound, ideally the optimal design to ascertain causal effects would be a within subjects, pre-post design, of the effects of a WM load on delay discounting. We did not use this design, because of concerns regarding the possibility of practice or memory effects between two occasions of engaging in a delay discounting task. However, a within-subjects design would allow for the assessment of individual difference predictors of the effects of WM load on delay discounting and other relevant measures, if appropriate controls for experience with the task can be employed.

Aside from these limitations, this study makes three important contributions to the literature on the association between EXT behavior, EWM capacity, and impulsive decision-making. First, the results clearly show that a cognitive load increases delay discounting rates. This result also indicates that the load was associated with very high discounting rates in those with high levels of externalizing psychopathology suggesting that these individuals are quite vulnerable to extremes in impulsive decision making in situations that compromise WM capacity, such as stress, emotional arousal, or highly distracting contexts. Second, the results reveal that reduced EWM capacity is associated with increased delayed discounting, when

under a cognitive load. The results also suggest the association between externalizing psychopathology and increased delay discounting is shared in part with reduced EWM capacity. On the other hand, the results indicate that much of the association between externalizing psychopathology and delay discounting is unrelated with EWM capacity, perhaps involving other processes such as a greater preference for immediate rewards, an increased focus on immediate circumstances, and difficulties delaying gratification. Finally, the results provide further evidence for an association between EXT psychopathology and impulsive decision making assessed via a delay discounting task. The results suggest that this kind of pattern of impulsive decision making, whereby larger future rewards are discounted in favor of smaller immediate rewards, is a vulnerability shared by a range of EXT disorders and is not unique to any one domain of EXT psychopathology.

The results of this study also point to a few next steps that might further our knowledge of the relationships among impulsive decision-making / delay discounting, working memory capacity, and externalizing psychopathology. First, the nature of the effects of a WM load on delay discounting should be investigated further by comparing different types of WM loads on delay discounting choices. Different WM load manipulations can place different cognitive demands on participants, can elicit different compensatory strategies, and may have different impacts on performance, such as increasing forgetting or general fatigue. Second, a more thorough and systematic assessment of the role of different strategies used in task completion would help tease apart the different factors that affect discounting rates / impulsive decision-making in those with externalizing psychopathology. Third, a more thorough assessment of different aspects of the WM system, such as basic attention capacity, mental manipulation, and executive WM capacity, as well as other domains of executive cognitive function would help clarify which domain of WM processes and executive function are associated with delay discounting.

Supplementary Material

Refer to Web version on PubMed Central for supplementary material.

Acknowledgments

This research was supported by National Institutes of Alcohol Abuse and Alcoholism grant R01 AA13650 to Peter. R. Finn and training grant fellowships to Rachel Gunn from the National Institute on Alcohol Abuse and Alcoholism training grant fellowship, T32 AA07642.

References

- Ainslie G. Specious reward: A behavioral theory of impulsiveness and impulse control. *Psychological Bulletin*. 1975; 82(4):463–496. [PubMed: 1099599]
- American Psychiatric Association. *Diagnostic and Statistical Manual of Mental Disorders*. 4th ed.. Washington, DC: American Psychiatric Association; 1994.
- Anguera JA, Bernard JA, Jaeggi SM, et al. The effects of working memory resource depletion and training on sensorimotor adaptation. *Behavioral Brain Research*. 2012; 228:107–115.
- Arbuckle, JL. *Amos 21 User's Guide*. Chicago, IL, USA: SPSS Inc; 2012.
- Arcurio LR, Finn PR, James TW. Neural mechanisms of high-risk decisions-to-drink in alcohol-dependent women. *Addiction Biology*. 2013

- Baker F, Johnson MW, Bickel WK. Delay discounting in current and never-before cigarette smokers: Similarities and differences across commodity, sign, and magnitude. *Journal of Abnormal Psychology*. 2003; 112:382–392. [PubMed: 12943017]
- Baddeley, AD.; Logie, RH. Working memory: The multicomponent model. In: Miyake, A.; Shah, P., editors. *Models of working memory: Mechanisms of active maintenance and executive control*. New York: Cambridge Univ. Press; 1999. p. 28-61.
- Barkley RA. The executive functions and self-regulation: An evolutionary neuropsychological perspective. *Neuropsychology Review*. 2001; 11(1):1–29. [PubMed: 11392560]
- Barkley RA, Edwards G, Laneri M, Fletcher K, Metevia L. Executive functioning, temporal discounting, and sense of time in adolescents with attention deficit hyperactivity disorder (ADHD) and oppositional defiant disorder (ODD). *Journal of Abnormal Child Psychology*. 2001; 29:541–556. [PubMed: 11761287]
- Barrett LF, Tugade MM, Engle RW. Individual differences in working memory capacity and dual-process theories of the mind. *Psychological Bulletin*. 2004; 130:553–573. [PubMed: 15250813]
- Bechara A, Martin EM. Impaired decision making related to working memory deficits in individuals with substance addictions. *Neuropsychology*. 2004; 18(1):152–162. [PubMed: 14744198]
- Bentler PM. Comparative fit indexes in structural models. *Psychological Bulletin*. 1990; 107(2):238–246. [PubMed: 2320703]
- Bentler PM, Bonett DG. Significance tests and goodness of fit in the analysis of covariance structures. *Psychological Bulletin*. 1980; 88(3):588–606.
- Bickel WK, Marsch LA. Toward a behavioral economic understanding of drug dependence: Delay discounting processes. *Addiction*. 2001; 96(1):73–86. [PubMed: 11177521]
- Bickel WK, Miller ML, Yi R, Kowal BP, Lindquist DM, Pitcock JA. Behavioral and neuroeconomics of drug addiction: competing neural systems and temporal discounting processes. *Drug and Alcohol Dependence*. 2007; 90(Suppl 1):S85–S91. [PubMed: 17101239]
- Bickel WK, Yi R, Landes RD, Hill PF, Baxter C. Remember the Future: Working Memory Training Decreases Delay Discounting Among Stimulant Addicts. *Biological Psychiatry*. 2011; 69(3):260–265. [PubMed: 20965498]
- Bjork JM, Hommer DW, Grant SJ, Danube C. Impulsivity in abstinent alcohol-dependent patients: relation to control subjects and type 1-/type 2-like traits. *Alcohol*. 2004; 34(2–3):133–150. [PubMed: 15902907]
- Bobova L, Finn PR, Rickert ME, Lucas J. Disinhibitory psychopathology and delay discounting in alcohol dependence: Personality and cognitive correlates. *Experimental and Clinical Psychopharmacology*. 2009; 17(1):51–61. [PubMed: 19186934]
- Bogg T, Finn PR. A self-regulatory model of behavioral disinhibition in late adolescence: Integrating personality traits, externalizing psychopathology, and cognitive capacity. *Journal of Personality*. 2010; 78(2):441–470. [PubMed: 20433626]
- Brown J. Some tests of the decay theory of immediate memory. *Quarterly Journal of Experimental Psychology*. 1958; 10(1):12–21.
- Browne, MW.; Cudek, R. Alternative ways of assessing model fit. In: Bollen, KA.; Long, JS., editors. *Testing structural equation models*. Newbury Park, CA: Sage; 1993. p. 136-162.
- Buchholz KK, Cadoret R, Cloninger CR, Dinwiddie SH. A new, semi-structured psychiatric interview for use in genetic linkage studies: A report on the reliability of the SSAGA. *Journal of Studies on Alcohol*. 1994; 55(2):149–158. [PubMed: 8189735]
- Busemeyer JR, Townsend JT. Decision field theory: A dynamic-cognitive approach to decision making in an uncertain environment. *Psychological Review*. 1993; 100:432–459. [PubMed: 8356185]
- Coffey SF, Gudleski GD, Saladin ME, Brady KT. Impulsivity and rapid discounting of delayed hypothetical rewards in cocaine-dependent individuals. *Experimental and Clinical Psychopharmacology*. 2003; 11(1):18–25. [PubMed: 12622340]
- Conway ARA, Engle RW. Working memory and retrieval: A resource-dependent inhibition model. *Journal of Experimental Psychology: General*. 1994; 123:354–373. [PubMed: 7996121]

- Conway ARA, Kane MJ, Bunting MF, Hambrick DZ, Wilhelm O, Engle RW. Working memory span tasks: A methodological review and user's guide. *Psychonomic Bulletin and Review*. 2005; 12:769–786. [PubMed: 16523997]
- Cowan N, Elliott EM, Saults JS, Morey CC, Mattox S, Hismjatullina A, Conway ARA. On the capacity of attention: Its estimation and its role in working memory and cognitive aptitudes. *Cognitive Psychology*. 2005; 51:42–100. [PubMed: 16039935]
- Cowan N, Fristoe NM, Elliott EM, Brunner RP, Saults JS. Scope of attention, control of attention, and intelligence in children and adults. *Memory & Cognition*. 2006; 34:1754–1768. [PubMed: 17489300]
- Endres M, Donkin C, Finn PR. An information processing / associative learning account of behavioral disinhibition in externalizing psychopathology. *Experimental and Clinical Psychopharmacology*. 2013 in press (will have DOI soon).
- Endres MJ, Rickert ME, Bogg T, Lucas J, Finn PR. Externalizing psychopathology and behavioral disinhibition: Working memory mediates signal discriminability and reinforcement moderates response bias in approach-avoidance learning. *Journal of Abnormal Psychology*. 2011; 120(2): 336–351. [PubMed: 21381806]
- Engle, RW.; Kane, MJ. Executive attention, working memory capacity, and a two-factor theory of cognitive control. In: Ross, B., editor. *The psychology of learning and motivation*. Vol. Vol. 44. New York: Elsevier; 2004. p. 145-199.
- Engle RW, Tuholski SW, Laughlin JE, Conway ARA. Working memory, short-term memory, and general fluid intelligence: A latent variable approach. *Journal of Experimental Psychology: General*. 1999; 128:309–331. [PubMed: 10513398]
- Finn PR. Motivation, Working Memory, and Decision Making: A Cognitive-Motivational Theory of Personality Vulnerability to Alcoholism. *Behavioral and Cognitive Neuroscience Reviews*. 2002; 1(3):183–205. [PubMed: 17715592]
- Finn PR, Hall J. Cognitive Ability and Risk for Alcoholism: Short-Term Memory Capacity and Intelligence Moderate Personality Risk for Alcohol Problems. *Journal of Abnormal Psychology*. 2004; 113(4):569–581. [PubMed: 15535789]
- Finn PR, Mazas CA, Justus AN, Steinmetz J. Early-Onset Alcoholism With Conduct Disorder: Go/No Go Learning Deficits, Working Memory Capacity, and Personality. *Alcoholism: Clinical and Experimental Research*. 2002; 26(2):186–206.
- Finn PR, Rickert ME, Miller MA, Lucas J, Bogg T, Bobova L, Cantrell H. Reduced cognitive ability in alcohol dependence: Examining the role of covarying externalizing psychopathology. *Journal of Abnormal Psychology*. 2009; 118(1):100–116. [PubMed: 19222318]
- Franco-Watkins AM, Rickard TC, Pashler H. Taxing executive processes does not necessarily increase impulsive decision making. *Experimental Psychology*. 2010; 57:193–201. [PubMed: 20178926]
- Fridberg D, Gerst K, Finn PR. Effects of working memory load, a history of conduct disorder, and sex on decision making in substance dependent individuals. *Drug and Alcohol Dependence*. 2013; 133:654–660. [PubMed: 24011986]
- Gunn RL, Finn PR. Impulsivity partially mediates the association between reduced working memory capacity and alcohol problems. *Alcohol*. 2013; 47:3–8. [PubMed: 23200800]
- Heil SH, Johnson MW, Higgins ST, Bickel WK. Delay discounting in currently using and currently abstinent cocaine-dependent outpatients and non-drug-using matched controls. *Addictive Behaviors*. 2006; 31(7):1290–1294. [PubMed: 16236455]
- Hinson JM, Jameson TL, Whitney P. Impulsive decision making and working memory. *Journal of Experimental Psychology: Learning, Memory, and Cognition*. 2003; 29(2):298–306.
- Hu L, Bentler PM. Cutoff criteria for fit indexes in covariance structure analysis: Conventional criteria versus new alternatives. *Structural Equation Modeling*. 1999; 6(1):1–55.
- Johnson MW, Bickel WK. An algorithm for identifying nonsystematic delay-discounting data. *Experimental and Clinical Psychopharmacology*. 2008; 16:264–274. [PubMed: 18540786]
- Johnson MW, Bickel WK, Baker F, Moore BA, Badger GJ, Budney AJ. Delay discounting in current and former marijuana-dependent individuals. *Experimental and Clinical Psychopharmacology*. 2010; 18:99–107. [PubMed: 20158299]

- Kirby KN. Bidding on the future: Evidence against normative discounting of delayed rewards. *Journal of Experimental Psychology: General*. 1997; 126:54–70.
- Kirby KN, Herrnstein RJ. Preference Reversals Due to Myopic Discounting of Delayed Reward. *Psychological Science*. 1995; 6:83–89.
- Kirby KN, Petry NM. Heroin and cocaine abusers have higher discount rates for delayed rewards than alcoholics or non-drug-using controls. *Addiction*. 2004; 99(4):461–471. [PubMed: 15049746]
- Kirby KN, Petry NM, Bickel WK. Heroin addicts have higher discount rates for delayed rewards than non-drug-using controls. *Journal of Experimental Psychology: General*. 1999; 128(1):78–87. [PubMed: 10100392]
- Klein K, Boals A. The relationship between life stress and working memory capacity. *Applied Cognitive Psychology*. 2001; 15:565–579.
- Krueger RF, Hicks BM, Patrick CJ, Carlson SR, Iacono WG, McGue M. Etiologic connections among substance dependence, antisocial behavior and personality: Modeling the externalizing spectrum. *Journal of Abnormal Psychology*. 2002; 111(3):411–424. [PubMed: 12150417]
- Luehti M, Meier B, Sandi C. Stress effects on working memory, explicit memory, and implicit memory for neutral and emotional stimuli in healthy men. *Frontiers in Behavioral Neuroscience*. 2009; 2:1–9.
- Martinussen R, Hayden J, Hogg-Johnson S, Tannock R. A meta-analysis of working memory impairments in children with attention-deficit / hyperactivity disorder. *Journal of the American Academy of Child and Adolescent Psychiatry*. 2005; 44:337–384.
- Mazur, JE. An adjusting procedure for studying delayed reinforcement The effect of delay and of intervening events on reinforcement value. Hillsdale, NJ, England: Lawrence Erlbaum Associates, Inc, Hillsdale, NJ; 1987. p. 55-73.
- Melton AW. Implications of short term memory for a general theory of memory. *Journal of Verbal Learning and Verbal Behavior*. 1963; 2:1–21.
- Mitchell JM, Fields HL, D'Esposito M, Boettiger CA. Impulsive Responding in Alcoholics. *Alcoholism: Clinical and Experimental Research*. 2005; 29(12):2158–2169.
- Miyake, A.; Shah, P. Toward unified theories of working memory: Emerging general consensus, unresolved theoretical issues, and future research directions. In: Miyake, A.; Shah, P., editors. *Models of working memory: Mechanisms of active maintenance and executive control*. New York: Cambridge Univ. Press; 1999. p. 442-481.
- Oberauer K. Access to information in working memory: Exploring the focus of attention. *Journal of Experimental Psychology: Learning, Memory, and Cognition*. 2002; 28:411–421.
- Petry NM. Pathological gamblers, with and without substance abuse disorders, discount delayed rewards at high rates. *Journal of Abnormal Psychology*. 2001; 110(3):482–487. [PubMed: 11502091]
- Petry NM. Discounting of delayed rewards in substance abusers: relationship to antisocial personality disorder. *Psychopharmacology*. 2002; 162(4):425. [PubMed: 12172697]
- Preacher KJ, Rucker DD, Hayes AF. Addressing moderated mediation hypotheses: Theory, methods, and prescriptions. *Multivariate Behavioral Research*. 2007; 42(1):185–227.
- Redick TS, Broadway JM, Meier ME, Kurikose PS, Unsworth N, Kane NJ, Engle RW. Measuring working memory capacity with automated complex span tests. *European Journal of Psychological Assessment*. 2012; 28:164–171.
- Romer D, Bentacourt L, Gianetta JM, Brodsky NL, Farah. Executive cognitive functions and impulsivity as correlates of risk-taking and problem behavior in preadolescents. *Neuropsychology*. 2009; 47:2916–2926.
- Shamosh NA, DeYoung CG, Green AE, Reis DL, Johnson MR, Conway ARA, Engle RW, Braver TS, Gray JR. Individual Differences in Delay Discounting: Relation to Intelligence, Working Memory, and Anterior Prefrontal Cortex. *Psychological Science*. 2008; 19(9):904–911. [PubMed: 18947356]
- Shipstead Z, Redick TS, Hicks KL, Engle RW. The scope and control of attention as separate aspects of working memory. *Memory*. 2012; 20 602–608
- Stethem LL, Poirier CA. Comparison of three tests of attention and rapid information processing across six age groups. *Clinical Neuropsychologist*. 1987; 1(2):139–152.

- The Psychological Corporation. The Wechsler Abbreviated Scale of Intelligence – WASI. San Antonio, TX: Harcourt, Brace and Company; 1999.
- Unsworth N, Engle RW. On the division of short-term and working memory: An examination of simple and complex span and their relation to higher order abilities. *Psychological Bulletin*. 2007; 133:1038–1066. [PubMed: 17967093]
- van den Oord EJCG, Simonoff E, Eaves LJ, Pickles A, Silberg J, Maes H. An evaluation of different approaches for behavior genetic analyses with psychiatric symptom scores. *Behavior Genetics*. 2000; 30(1):1–18. [PubMed: 10934795]
- van der Plas EAA, Crone EA, van den Wildenberg WPM, Tranel D, Bechara A. Executive control deficits in substance-dependent individuals: A comparison of alcohol, cocaine, and methamphetamine and of men and women. *Journal of Clinical & Experimental Neuropsychology*. 2009; 31(6):706–719. [PubMed: 19037812]
- Xuebing L, Xinying L, Lou Y-J. Differential influences of negative emotion on spatial and verbal working memory: Evidence from event-related potential and source current density analysis. *Neuroreport*. 2006; 17:1555–1559. [PubMed: 16957607]

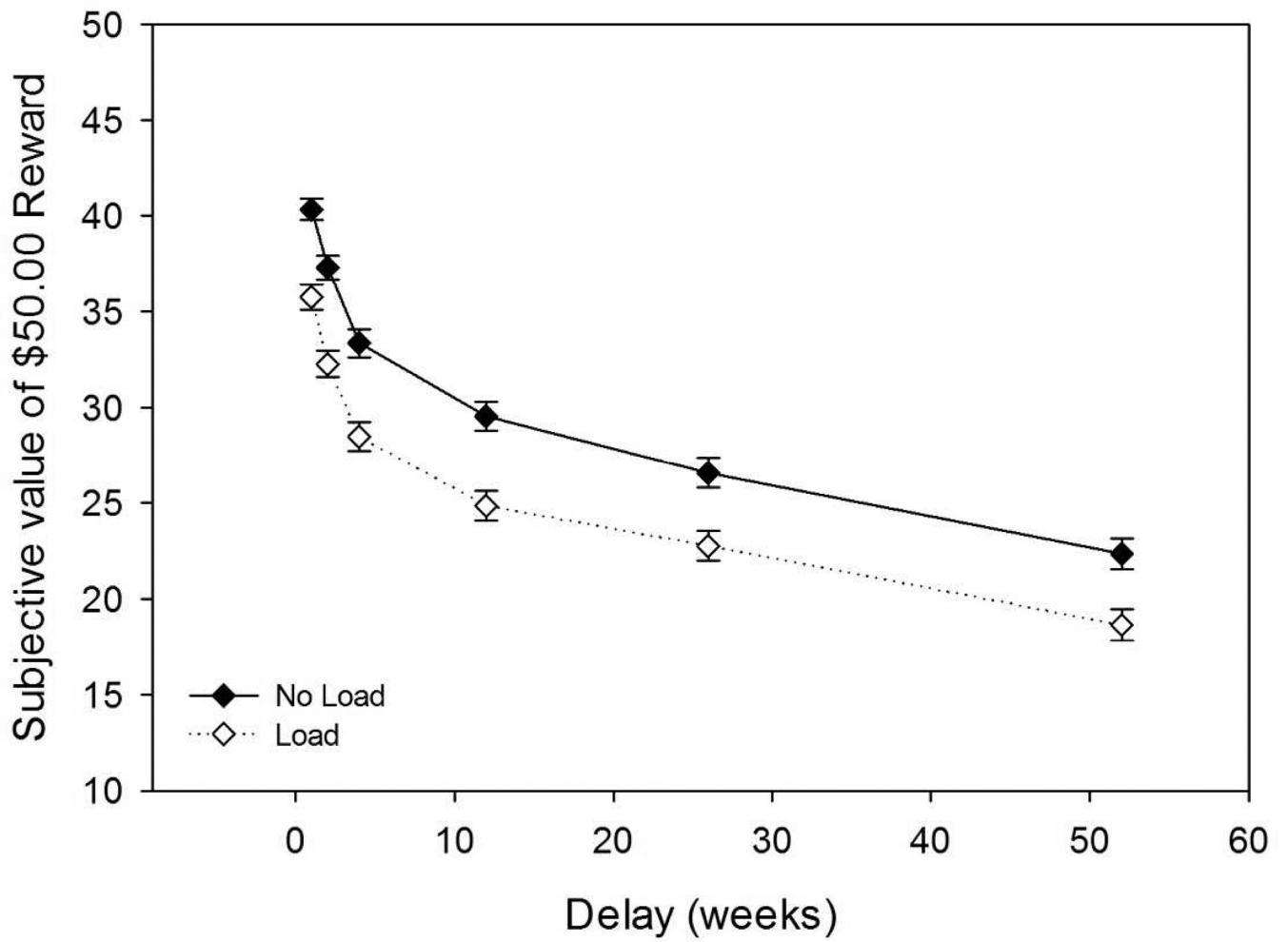


Figure 1.
Log-transformed estimation of discounting curves for Load and No Load condition with standard errors for predicted values.

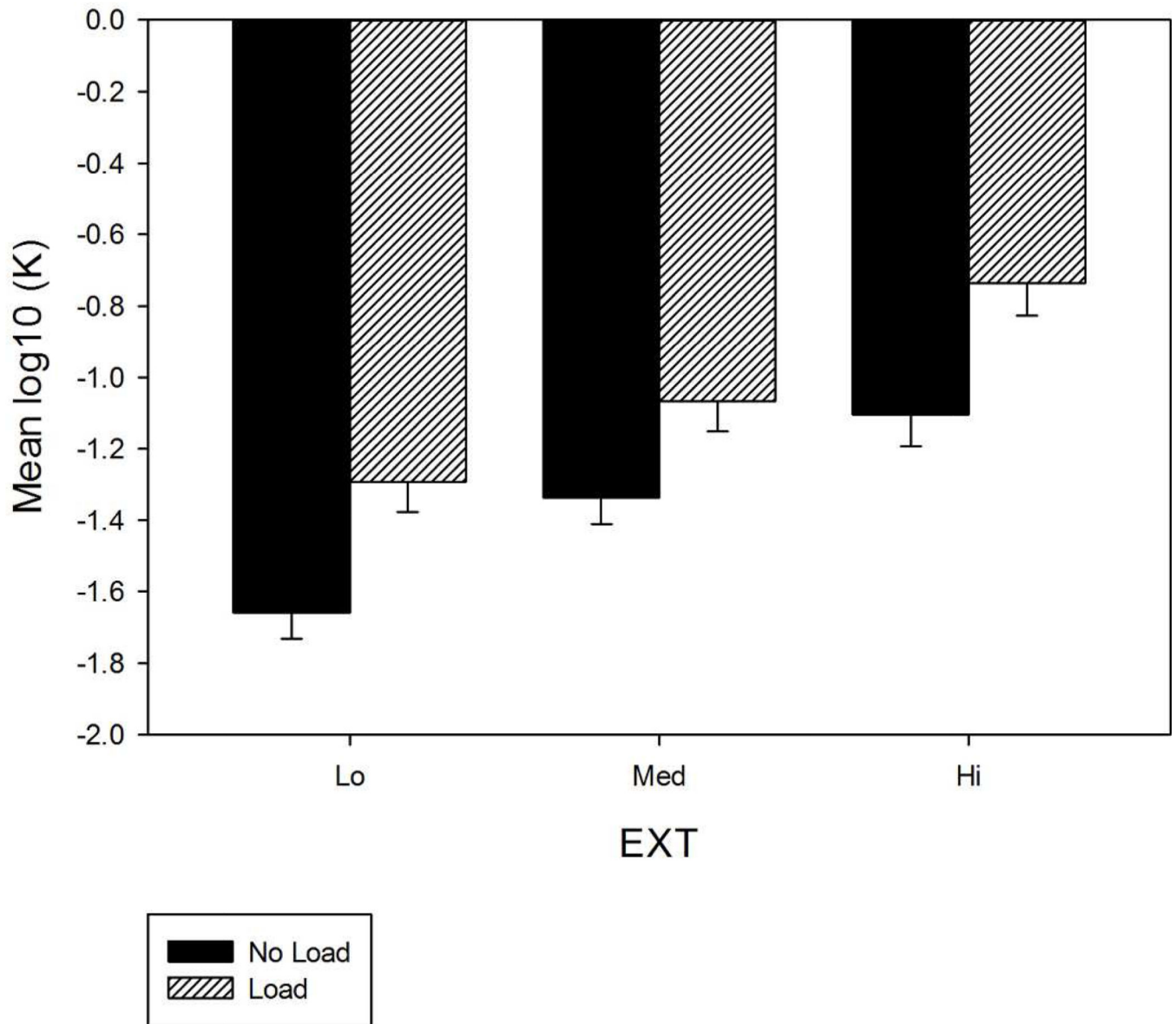


Figure 2. Mean $\log_{10}(k)$ by tertile-split groups of EXT psychopathology in the Load and No Load condition. Error bars represent the standard errors of the mean.

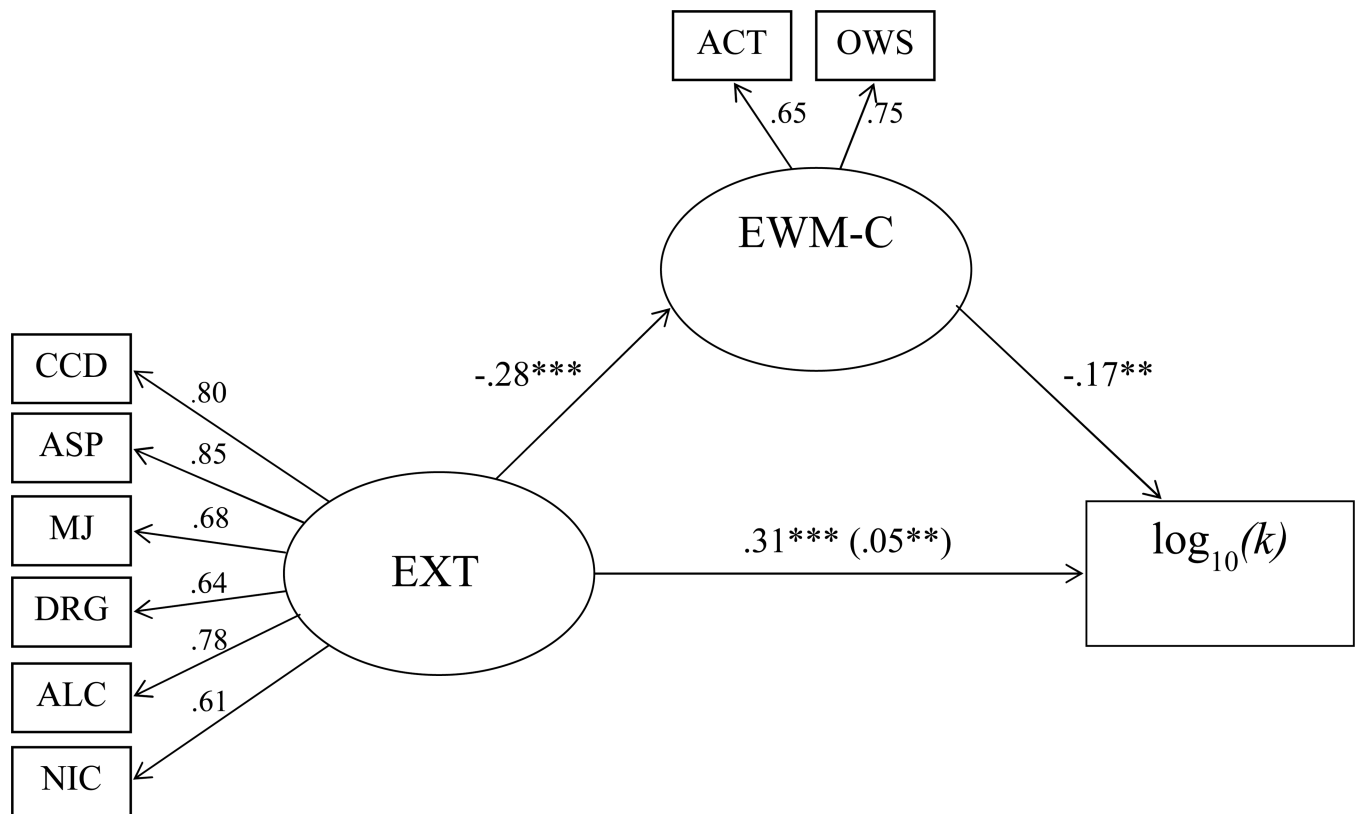


Figure 3.

Structural equation model (SEM) of the association among latent externalizing psychopathology (EXT) factor, executive working memory capacity (EWM-C), and delay discounting rate parameter, $\log_{10}(k)$. Path weight in inside parentheses indicate the indirect effect of EXT on $\log_{10}(k)$, which reflects the amount of the association between EWM-C and $\log_{10}(k)$ that is shared with EXT. All path weights are significant at $p < .001$, with the exception that $p < .01$ for those with **. CCD = lifetime childhood conduct problems; ASP = lifetime antisocial behavior problems; MJ = lifetime problems with marijuana; DRG = lifetime problems with other drugs; ALC = lifetime alcohol problems; ACT = Auditory Consonant Trigram performance; OWS = Operation Word Span performance

Table 1

Demographic Characteristics and Lifetime Problem Counts by Condition

| Measure/Variable | Full Sample | WM Load | No WM Load |
|--|---------------|---------------|---------------|
| <i>n</i> (male/female) | 623 (331/292) | 314 (168/146) | 309 (163/146) |
| Age, <i>M</i> (<i>SD</i>) | 21.4 (2.6) | 21.3 (2.5) | 21.5 (2.6) |
| Years of Education, <i>M</i> (<i>SD</i>) | 14.0 (1.8) | 14.0 (1.6) | 14.0 (1.9) |
| Current Student, % | 78.3 | 78.0 | 78.6 |
| ACT, <i>M</i> (<i>SD</i>) | 30.1 (9.4) | 30.0 (9.4) | 30.2 (9.4) |
| OWS, <i>M</i> (<i>SD</i>) | 40.4 (10.0) | 40.9 (9.9) | 39.9 (10.1) |
| EXT Factor Score, <i>M</i> (<i>SD</i>) | 0.00 (1.0) | -0.01 (1.0) | 0.01 (1.0) |
| Mean (<i>SD</i>) Lifetime problems with | | | |
| Alcohol | 17.5 (14.2) | 17.5 (14.6) | 17.5 (13.9) |
| Marijuana | 7.0 (8.9) | 6.9 (9.2) | 7.1(8.8) |
| Nicotine | 3.4 (5.3) | 3.5 (5.3) | 3.3 (5.3) |
| Other Drug | 7.3 (18.4) | 7.1 (18.6) | 7.4 (18.2) |
| Conduct Disorder problems | 8.2 (6.2) | 8.3 (6.3) | 8.1 (6.1) |
| Adult antisocial problems | 7.0 (6.7) | 6.9 (6.4) | 7.1 (6.9) |