

RESEARCH PAPER

Sap fluxes from different parts of the rootzone modulate xylem ABA concentration during partial rootzone drying and re-wetting

J. G. Pérez-Pérez¹ and I. C. Dodd^{2,*}

¹ Department of Citriculture, IMIDA, 30150 La Alberca, Murcia, Spain

² Centre for Sustainable Agriculture, Lancaster Environment Centre, University of Lancaster, Lancaster LA1 4YQ, UK

* To whom correspondence should be addressed. E-mail: i.dodd@lancaster.ac.uk

Received 31 July 2014; Revised 4 December 2014; Accepted 9 January 2015

Abstract

Previous studies with partial rootzone drying (PRD) irrigation demonstrated that alternating the wet and dry parts of the rootzone (PRD-Alternated) increased leaf xylem ABA concentration ($[X-ABA]_{\text{leaf}}$) compared with maintaining the same wet and dry parts of the rootzone (PRD-Fixed). To determine the relative contributions of different parts of the rootzone to this ABA signal, $[X-ABA]_{\text{leaf}}$ of potted, split-root tomato (*Solanum lycopersicum*) plants was modelled by quantifying the proportional water uptake from different soil compartments, and $[X-ABA]_{\text{leaf}}$ responses to the entire pot soil-water content (θ_{pot}). Continuously measuring soil-moisture depletion by, or sap fluxes from, different parts of the root system revealed that water uptake rapidly declined (within hours) after withholding water from part of the rootzone, but was rapidly restored (within minutes) upon re-watering. Two hours after re-watering part of the rootzone, $[X-ABA]_{\text{leaf}}$ was equally well predicted according to θ_{pot} alone and by accounting for the proportional water uptake from different parts of the rootzone. Six hours after re-watering part of the rootzone, water uptake by roots in drying soil was minimal and, instead, occurred mainly from the newly irrigated part of the rootzone, thus $[X-ABA]_{\text{leaf}}$ was best predicted by accounting for the proportional water uptake from different parts of the rootzone. Contrary to previous results, alternating the wet and dry parts of the rootzone did not enhance $[X-ABA]_{\text{leaf}}$ compared with PRD-Fixed irrigation. Further work is required to establish whether altered root-to-shoot ABA signalling contributes to the improved yields of crops grown with alternate, rather than fixed, PRD.

Key words: ABA, irrigation scheduling, partial rootzone drying, root-to-shoot signalling, soil moisture sensors, soil moisture heterogeneity.

Introduction

Soil moisture varies considerably both temporally (due to rainfall events or irrigation of crop plants) and spatially (roots usually dry the surface soil layers while considerable moisture may be available at depth), and both plant fitness and crop productivity depend on the root system capturing sufficient water to sustain growth. There has been considerable agronomic interest in different irrigation techniques such as partial rootzone drying (PRD; [Dry *et al.*, 1996](#); [Kang and](#)

[Zhang, 2004](#)) that explicitly aim to vary soil moisture within part or all of the rootzone. Compared to crops grown with conventional deficit irrigation (DI, where water is applied to the entire rootzone), crops grown with PRD (the alternate irrigation and drying of only part of the root system) had significantly higher yield in six (out of 15) experiments ([Dodd, 2009](#)), but the physiological mechanisms underpinning these responses remain elusive.

PRD was conceived as an irrigation technique that aimed to alter root-to-shoot chemical signalling by drying part of the rootzone, thereby stimulating root synthesis of ABA and its subsequent transport to the shoot in order to partially close the stomata, thereby increasing leaf water use efficiency (Zhang and Davies, 1991; Stoll *et al.*, 2000; Kang and Zhang, 2004). Thus, the increased crop yields of PRD plants compared with DI plants may be partially attributed to the impacts of the drying and rewetting cycles (that characterize PRD) on root-to-shoot ABA signalling (Dodd *et al.*, 2006). However, relatively few studies have actually measured ABA concentrations in xylem sap or leaves of field-grown plants (but see Topcu *et al.*, 2007; Rodrigues *et al.*, 2008; Hutton and Loveys, 2011; Pérez-Pérez *et al.*, 2012; Romero *et al.*, 2012). Even under controlled environment conditions, PRD increased (Dodd, 2007), decreased (Dodd, 2007; Wang *et al.*, 2012) or had no consistent effect (Wang *et al.*, 2010, 2012) on xylem ABA concentration compared with DI plants, perhaps due to the timing of measurements during the drying/rewetting cycles. Taken together, these results suggest that the agronomic promise of PRD is unlikely to be consistently translated into improved crop water use efficiency in the field, unless irrigation managers can better predict its physiological effects.

Consequently, laboratory studies with ‘two root-one shoot’ grafted plants (Dodd, 2007) determined the contributions of different parts of the root system to total sap flow and leaf xylem ABA concentration ($[X-ABA]_{\text{leaf}}$) during PRD, which better explained $[X-ABA]_{\text{leaf}}$ than assuming it was determined by total soil water availability (Dodd *et al.*, 2008a, b, 2010). While these studies only exposed plants to a single soil drying cycle where the wet and dry parts of the rootzone remained the same (PRD-Fixed), in the field PRD usually alternates the wet and dry parts of the rootzone (Stoll *et al.*, 2000; Romero *et al.*, 2012). Soil drying and re-wetting cycles stimulated root growth (Mingo *et al.*, 2004), enhanced soil nutrient availability (Wang *et al.*, 2010), and altered root-sourced chemical signalling to the shoots by transiently increasing $[X-ABA]_{\text{leaf}}$ (Dodd *et al.*, 2006; Romero *et al.*, 2012). However, it was not clear whether this increase was due to the remobilization of ABA that had accumulated in the previously dried rootzone, or due to the drying of previously irrigated roots.

Measuring and modelling xylem ABA concentrations (Dodd, 2008; Dodd *et al.*, 2008a, b, 2010; Liu *et al.*, 2008; Plauborg *et al.*, 2010) is challenging, due to the methodological difficulties of collecting an authentic xylem sap sample. In field-grown crops, root xylem sap can only be sampled by de-topping the plant and collecting sap at relatively low flow rates compared with whole plant transpiration rate, which artificially increases root xylem sap ABA concentration, $[X-ABA]_{\text{root}}$ (Else *et al.*, 1994). Consequently, many studies have collected xylem sap from detached leaves or stems, by measuring their water potential and then applying an overpressure (Jachetta *et al.*, 1986; Dodd, 2007). While varying the overpressure applied to detached tomato leaves had minimal effects on $[X-ABA]_{\text{leaf}}$ (Dodd *et al.*, 2009), actual concentrations can be higher than $[X-ABA]_{\text{root}}$, depending on both the accuracy with which root xylem sap flow rate is matched with

transpirational flow rate (Dodd *et al.*, 2008a; Netting *et al.*, 2012) and/or a dilution of leaf apoplastic sap with symplastic contents during sap collection (Jachetta *et al.*, 1986; Borel and Simonneau, 2002). For this reason, modelling xylem ABA concentrations of plants exposed to heterogeneous soil moisture may be more informative when a single xylem sap sampling methodology and/or site of xylem sap sampling (either root or leaf) is adopted.

This study aimed to predict the $[X-ABA]_{\text{leaf}}$ of plants exposed to temporal and spatial differences in soil moisture imposed by fixed or alternate PRD. Whereas previous models of $[X-ABA]_{\text{leaf}}$ (Dodd *et al.*, 2008a, b, 2010) relied on direct measurements of root xylem ABA concentrations from different parts of the root system, this study developed a model that collected xylem sap only from leaves (and thus could be applied to field-grown plants). Initial experiments with ‘two root-one shoot’ grafted sunflower plants determined whether sap flow gauges and soil moisture sensors gave similar relationships between the fraction of water uptake by roots in drying soil and soil water content (θ). Then water was withheld from the entire rootzone of own-rooted tomato plants to determine the relationship between $[X-ABA]_{\text{leaf}}$ and θ , which was used to predict $[X-ABA]_{\text{root}}$ from measurements of θ by assuming that $[X-ABA]$ remained constant in transit from roots to shoots. Finally, different models were used to predict $[X-ABA]_{\text{leaf}}$ of split-root tomato plants at different times in soil drying and re-wetting cycles during PRD. Whereas xylem ABA concentration during fixed PRD was related strictly to the soil water content of the irrigated rootzone, both drying and re-irrigated parts of the rootzone contributed following PRD alternation.

Materials and methods

Determining the contributions of different parts of the root system to total sap flow in ‘two root-one shoot’ plants exposed to a single PRD drying cycle

The initial experiments used ‘two root-one shoot’ sunflower (*Helianthus annuus* L. cv. Tall Single Yellow) plants since the grafting procedure gave higher success rates in this species and because the cylindrical stems of sunflower were ideal for measuring sap flow from different root systems. Seeds (Moles Seeds, Essex, UK) were placed on two layers of filter paper (Whatman No. 1) moistened with distilled water in a covered Petri dish and germinated in the dark for 48 h. Five seedlings (typical radical length 20 mm) were placed each side of a vertical, watertight plastic partition in a 3.0 l pot (17 cm diameter, 13 cm high) filled with an organic loam (John Innes No. 2, J Arthur Bowers, Lincoln, UK) substrate with a gravimetric water content (θ) at a drained capacity of 0.63 g g⁻¹. The substrate was watered to drained capacity prior to seedling placement, then pots were placed in a plastic container, the top of the container covered with aluminium foil (to exclude light and promote hypocotyl extension), and the container placed in a walk-in controlled environment room. After one week, the aluminium foil was removed and the plants grown for a further two weeks before ‘two root-one shoot’ grafting was implemented with uniform seedlings, as described previously (Dodd, 2007). A plastic bag was secured around the pot base with a rubber band, and the grafted plants, which resembled an inverted ‘Y’, were allowed to establish for 2 weeks. When the plastic bags were removed, only one grafted plant was allowed to grow in each pot. Plants were watered daily and allowed to grow for a further two weeks prior to experiments.

Plants were raised in a single walk-in controlled environment room (3 × 4 m) at the Lancaster Environment Centre under a 12 h photoperiod (09.30–21.30 h). Day–night variation caused fluctuations in temperature (16–26 °C) and atmospheric evaporative demand (0.2–1.2 kPa). Metal halide lamps (HQIT 400N, Osram, St Helens, UK) were 1.2 m above bench height and provided 220 $\mu\text{mol m}^{-2} \text{s}^{-1}$ photosynthetic photon flux density (PPFD) at bench height.

Prior to sap flow measurements, the entire pot was watered to drained capacity. Sap flow through each hypocotyl (below the graft union) was measured using the heat balance technique with commercially available sensors (Model SGA-5, Dynagage®, Dynamax Inc, Houston, TX, USA) suitable for stems of 5–7 mm diameter, which was directly measured above the sensor after installation. Sensor installation and operation were according to the manufacturer's instructions (Dynagage, 2005). Foam (15 mm thick) and aluminium foil shielded the sensors from direct radiation. Power input to the heater was constant for all measurements. Sap flow was recorded every 10 s and averaged over 5 min using a datalogger (Model DL2e, Delta-T Devices, Cambridge, UK). For each hypocotyl, Q_f (heat loss by convection by the sap; Fig. 1A) was expressed as a fraction of total Q_f (Fig. 1C). Previous measurements established that total Q_f (the sum of both hypocotyls) was temporally correlated with whole plant transpiration measured gravimetrically by placing the plant on a balance (Dodd *et al.*, 2008*d*).

After fitting the sap flow gauges, two theta probes (Model ML2X, Delta-T Devices) with 6.5 cm pins were placed vertically into the top of each soil compartment to measure θ , and measurements recorded every 5 min using a datalogger (Model DL2e, Delta-T Devices). During the experiments, water was supplied to one soil compartment (Figs 1B, 3B) to ensure that θ exceeded 0.3 g g^{-1} , corresponding to a soil matric potential of -0.1 MPa (Dodd *et al.*, 2006).

Modelling leaf xylem ABA concentration of own-rooted plants following PRD alternation

Subsequent experiments used tomato (*Solanum lycopersicum* Mill. cv. Ailsa Craig) as it was easier to collect sufficient xylem sap from individual detached tomato leaves. Seeds (Moles Seeds, Essex,

UK) were individually sown in a well-watered peat-based substrate (Levingtons M3, Levington Horticulture Ltd., Ipswich, UK) in seedling trays, with a single seed in each separate compartment (30 mm deep × 20 mm × 20 mm). After 14 d, when the first true leaf had emerged, seedlings were transferred to 'net pots' (Teku, Pöppelmann Plastiques, Pöppelmann, France) of 50 mm diameter × 50 mm deep with 5 mm × 7 mm pores in the sides. After one more week, plants in the 'net pots' were transplanted into custom-made 3.0 L split pots (17 cm diameter, 13 cm high). A vertical, watertight plastic partition separated two halves of the 3.0 l pot, with a gap (50 mm deep × 50 mm wide) in the centre of the partition to allow each 'net pot' to be inserted into the substrate, minimizing seedling disturbance. Both 'net pots' and split pots were filled with an organic loam (John Innes No. 2, J Arthur Bowers, Lincoln, UK) and watered daily until each experiment commenced.

Several batches of tomato plants were produced as described above, with an initial experiment aiming to define relationships between $[\text{X-ABA}]_{\text{leaf}}$ and whole pot θ and leaf water potential (Ψ_{leaf}). Eight weeks after the seeds were planted, different irrigation treatments were applied by withholding irrigation from the entire pot (homogeneous irrigation, DI) or half of it (heterogeneous irrigation, PRD). To generate a range of whole-pot soil water contents, water was withheld for 24–48 h, but all plants (15 for PRD and 7 for DI) were sampled on the same day (between 10 00 h and 17 00 h) by sequentially excising three fully expanded leaves (Leaves 5–7 numbering from the base of the plant) from each plant. Ψ_{leaf} was measured using a Scholander type pressure chamber (Plant Moisture Systems, Santa Barbara, CA, USA), then an overpressure (0.4 MPa) was applied to the leaf to express xylem sap which was collected in a pre-weighed Eppendorf tube and frozen in liquid nitrogen for later determination of ABA concentration via radioimmunoassay (Quarrie *et al.*, 1988). Two measurements of soil water status of each compartment were made by inserting a theta probe (Model ML2X, Delta-T Devices) into the top of the pot, after which the soil (including roots and 'net pot') was carefully removed from the pot, weighed, and then oven-dried to determine θ .

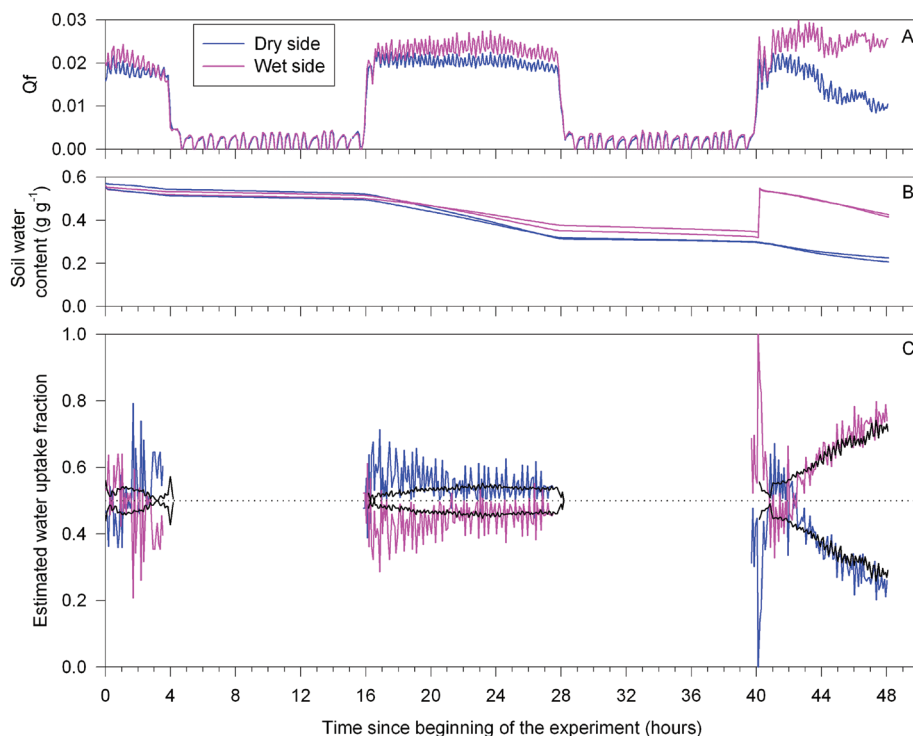


Fig. 1. Heat loss by convection (Q_f) measured by two sap flow gauges (A), soil water content measured by two theta probes per soil compartment (B), and the fractions of sap flow (black lines) and root water uptake (coloured lines) (C) from drying (blue) and irrigated (pink) parts of the rootzone (C) of a 'two root-one shoot' grafted sunflower plant. Non-continuous data in (C) indicate the night period.

To quantify the fractional soil water uptake from each compartment in subsequent experiments (each comprising four plants per week), two theta probes (Model ML2X, Delta-T Devices) were placed vertically into the top of each soil compartment to measure θ . Then water was supplied to only one soil compartment to implement partial rootzone drying (PRD-Fixed). After 3 d of soil drying and before the start of the photoperiod on the fourth day, the wet and dry soil compartments were alternated (PRD-Alternated) to compare the relationships between soil and plant variables with those plants where the wet and dry soil compartments were fixed. Fully expanded leaves (Leaves 5–7 numbering from the base of the plant) were detached to measure Ψ_{leaf} and to collect xylem sap as described above at the end of the third day of soil drying (PRD-Fixed, Leaf 5) and 2 h (Leaf 6) and 6 h (Leaf 7) after the wet and dry soil compartments were alternated. Preliminary experiments revealed that no more than three leaves could be harvested from the one plant without substantially affecting the relationship between $[X-ABA]_{\text{leaf}}$ and soil water content (data not shown). An additional group of well-watered ($\theta > 0.35 \text{ g g}^{-1}$) plants were sampled to compare the effects of the PRD-Fixed and PRD-Alternated treatments on whole pot soil water content (θ_{pot}), Ψ_{leaf} , and $[X-ABA]_{\text{leaf}}$.

In an attempt to understand the variation in $[X-ABA]_{\text{leaf}}$ generated in response to fixed and alternate PRD, measured $[X-ABA]_{\text{leaf}}$ was compared with the $[X-ABA]_{\text{leaf}}$ predicted from three models where:

- (i) $[X-ABA]_{\text{leaf}}$ depended only on whole pot soil water content (as in Fig. 2A) using the relationship:

$$[X-ABA]_{\text{leaf}} = 1899e^{-6.77\theta} \quad (1)$$

where θ is the mean soil water content, determined by theta probe measurements, derived by averaging both sides of the pot from DI plants.

- (ii) $[X-ABA]_{\text{leaf}}$ depended only on leaf water potential (as in Fig. 2E) using the relationship:

$$[X-ABA]_{\text{leaf}} = -2702 + 10804\Psi_{\text{leaf}} + 11515\Psi_{\text{leaf}}^2 \quad (2)$$

where Ψ_{leaf} is the leaf water potential of an individual leaf from DI plants.

- (iii) $[X-ABA]_{\text{leaf}}$ depended on θ of each compartment of the split-pot, which affected both $[X-ABA]_{\text{root}}$ emanating from, and soil water uptake by, roots in those compartments, according to a simple model (Dodd *et al.*, 2008a):

$$[X-ABA]_{\text{leaf}} = F_{\text{wet}}[X-ABA]_{\text{root-wet}} + F_{\text{dry}}[X-ABA]_{\text{root-dry}} \quad (3)$$

where F_{dry} and F_{wet} represent the fractions of sap flow, and $[X-ABA]_{\text{root-wet}}$ and $[X-ABA]_{\text{root-dry}}$ represent root xylem ABA concentrations from wet and dry parts of the root system, respectively. Since xylem sap was collected only from leaves in this study, $[X-ABA]_{\text{root-wet}}$ and $[X-ABA]_{\text{root-dry}}$ were simulated using equation 1, by assuming no change in $[X-ABA]$ in transit between roots and shoots and considering only soil water content of wet or dry sides of the pot, respectively.

Statistical analysis

Within an irrigation treatment (PRD-Fixed or PRD-Alternated) or combined across irrigation treatments, regression analysis determined the significance of relationships between soil and plant variables. Two-way analysis of variance (ANOVA) determined whether the wet or dry root system of PRD plants, or irrigation treatment, altered relationships between soil and plant variables. A change in the sensitivity of the y -variable to the x -variable is given by a significant interaction term (x -variable by treatment or part of the root system).

Results

Before imposing a PRD treatment on a typical ‘two root-one shoot’ sunflower plant, sap flow through the two hypocotyls (Fig. 1A) and soil moisture of the two soil compartments (Fig. 1B) were similar. Even though soil moisture declined from ~ 0.51 to $\sim 0.34 \text{ g g}^{-1}$ in both compartments during the second photoperiod, sap flow through both hypocotyls was maintained. At the beginning of the third photoperiod, one half of the pot was watered to impose PRD, thereby raising soil water content back to $\sim 0.54 \text{ g g}^{-1}$ (Fig. 1B) which maintained sap flow through this part of the root system (Fig. 1A). Soil water content continued to decline in the dry side of the pot (albeit at a reduced rate) and sap flow from that root system started to decline, thus the fraction of total sap flow through the dry and wet root systems decreased and increased, respectively (Fig. 1C). A similar pattern was noted by calculating (from soil moisture readings) the fractions of water uptake from each side of the root system (Fig. 1C). Thus, proportional water uptake from different parts of the rootzone could be determined with sap flow gauges (only in grafted plants) or soil moisture sensors.

To determine the xylem ABA responses of own-rooted, ungrafted tomato plants at different times within soil drying and re-wetting cycles during PRD, it was necessary to collect xylem sap from different leaves of the same plant. Since the sensitivity of leaf xylem ABA concentration ($[X-ABA]_{\text{leaf}}$) to soil water content (θ) and leaf water potential (Ψ_{leaf}) was not significantly altered by the sequential removal of three leaves (Fig. 2), each plant could be sampled three times during PRD cycles.

Withholding irrigation from the entire rootzone, or half of it, produced an exponential relationship between $[X-ABA]_{\text{leaf}}$ and whole-pot soil water content (θ_{pot}) (Fig. 2A, B). Homogeneous or heterogeneous irrigation induced a similar response, as there was no difference in the slope of the relationship according to whether DI or PRD was applied ($P=0.71$). However, changes in θ_{pot} produced by DI or PRD were not correlated with Ψ_{leaf} (Fig. 2C, D). By contrast, the spatial distribution of irrigation altered the relationship between Ψ_{leaf} and $[X-ABA]_{\text{leaf}}$ (a difference in the slope of relationship: $P=0.028$) since $[X-ABA]_{\text{leaf}}$ correlated with Ψ_{leaf} only in homogeneously irrigated plants (Fig. 2E). The ability of these relationships between $[X-ABA]_{\text{leaf}}$ and θ_{pot} (Fig. 2A; equation 1) and Ψ_{leaf} (Fig. 2E; equation 2) to predict $[X-ABA]_{\text{leaf}}$ was tested in subsequent experiments that exposed own-rooted, ungrafted tomato plants to PRD for 3 d and sampled leaves on three occasions (before alternation as PRD-Fixed plants, and 2 h and 6 h after alternating the wet and dry parts of the rootzone as PRD-Alternated plants).

In a typical plant, frequent watering maintained θ of the wet (left) side of the pot greater than 0.3 g g^{-1} , but θ of the dry (right) side of the pot rapidly decreased below 0.2 g g^{-1} once irrigation was withheld (Fig. 3A), such that water uptake from this compartment virtually ceased on the second day (Fig. 3B). At the end of the third day of drying, Ψ_{leaf} and $[X-ABA]_{\text{leaf}}$ of this plant were -0.58 MPa and 160 nM , respectively (Fig. 3D), while θ of the wet and dry compartments

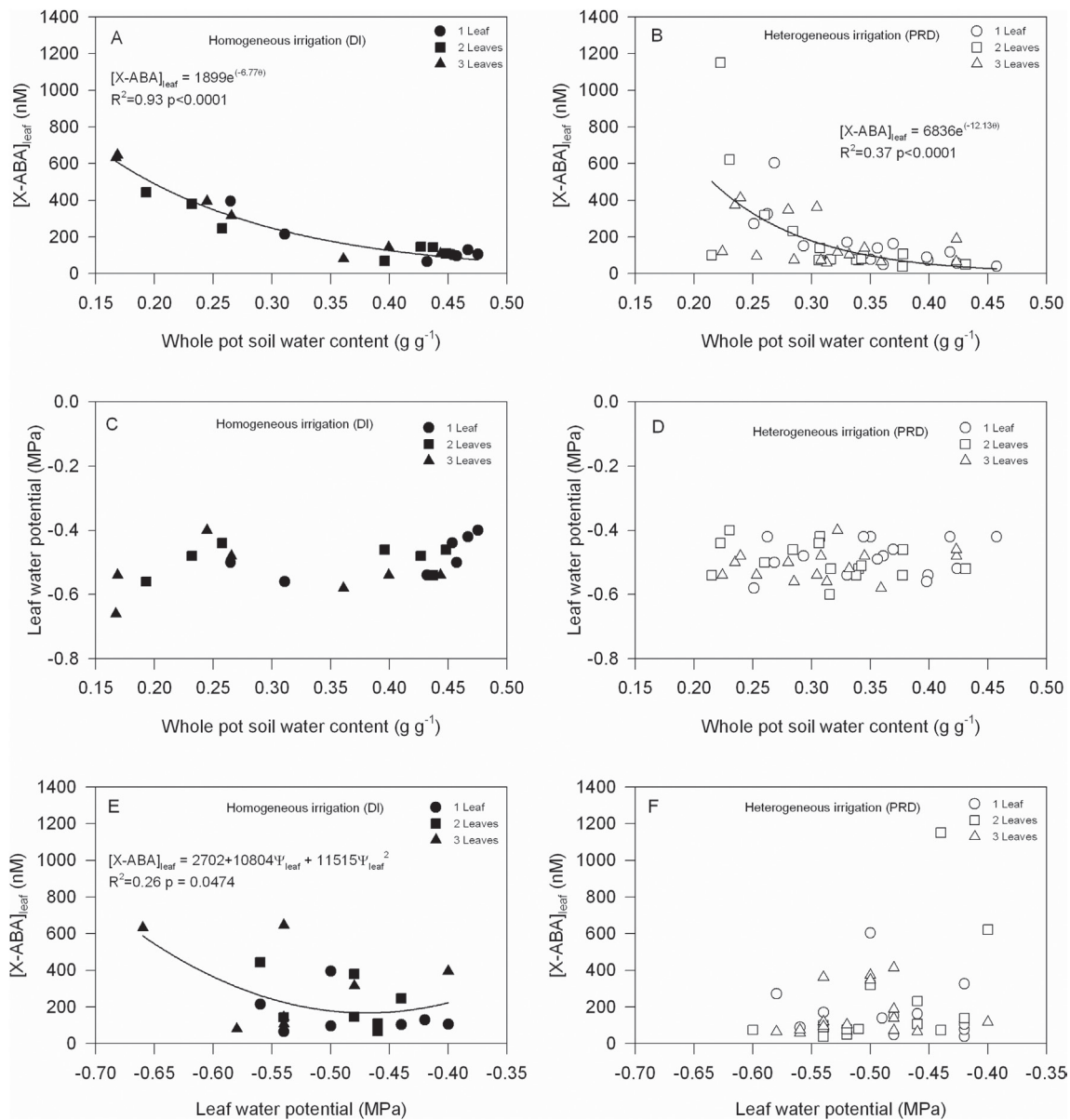


Fig. 2. Relationships between leaf xylem ABA concentration ($[X-ABA]_{\text{leaf}}$) and whole-pot soil-water content (A, B), leaf water potential and whole-pot soil water content (C, D), and $[X-ABA]_{\text{leaf}}$ and leaf water potential (E, F) in tomato plants exposed to homogeneous (deficit irrigation; A, C, E) and heterogeneous (fixed PRD; B, D, F) irrigation. Each point represents an individual leaf (three leaves were sampled sequentially from each plant), with regression lines fitted where significant ($P < 0.05$).

were 0.35 g g^{-1} and 0.16 g g^{-1} (Fig. 3A) and the fractions of soil water uptake from these compartments were 0.98 and 0.02, respectively (Fig. 3C).

Similar measurements were made at this time in the PRD cycle in 11 other plants, when the average θ of the wet and dry sides were 0.30 g g^{-1} and 0.14 g g^{-1} , respectively, while the fractions of soil water uptake from these compartments in these PRD-Fixed plants were 0.98 and 0.02, respectively (Table 1). Across all plants in this study, average (mean of 12 plants) Ψ_{leaf} and $[X-ABA]_{\text{leaf}}$ of PRD-Fixed plants were -0.60 MPa and 273 nM , respectively (Table 2). At this time, Ψ_{leaf} was negatively and $[X-ABA]_{\text{leaf}}$ positively correlated with θ of the irrigated compartment (Fig. 4A, C). Predicting $[X-ABA]_{\text{leaf}}$ based on either whole pot θ (equation 1) or Ψ_{leaf} (Equation 2) overestimated its value by 75% and 54%, respectively

(Table 3). Multiplying the fraction of soil water uptake from each compartment by the predicted $[X-ABA]_{\text{root}}$ based on its θ , and summing these terms (Equation 3), underestimated $[X-ABA]_{\text{leaf}}$ by only 10% (Table 3).

Returning to the typical plant, the dry (right) side of the pot was re-watered at the beginning of the fourth day and irrigation withheld from the previously irrigated (left) side (Fig. 3A). After alternating irrigation, soil water uptake increased progressively in the re-watered (right) side, while it decreased in the newly-drying (left) side (Fig. 3B). Two hours after alternation, Ψ_{leaf} and $[X-ABA]_{\text{leaf}}$ of this plant were -0.74 MPa and 209 nM , respectively (Fig. 3D), while θ of the wet and dry sides were 0.40 g g^{-1} and 0.29 g g^{-1} (Fig. 3A) and the fractions of soil water uptake from these sides were 0.61 and 0.39, respectively (Fig. 3C).

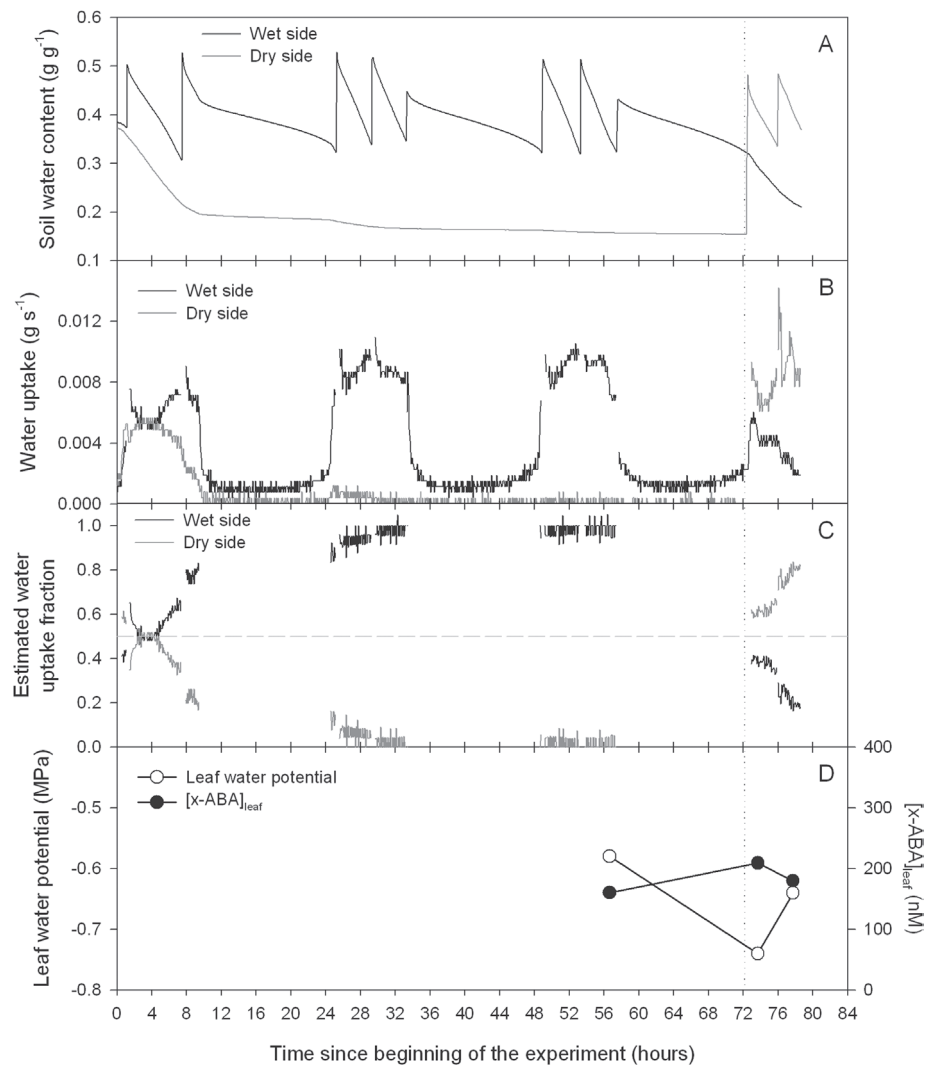


Fig. 3. Soil water content (A) and water uptake (B) from two parts of the root system of tomato plants exposed to partial rootzone drying, which was used (C) to derive the fraction of water uptake from each part where the horizontal (dashed) line indicates an estimated water uptake fraction of 0.5. (D) Leaf water potential (open circles) and leaf xylem ABA concentration ($[X-ABA]_{\text{leaf}}$; filled circles). Non-continuous data in (C) indicate the night period. After 3 d of PRD, the wet and dry sides of the root system were alternated (indicated by a vertical dotted line).

Table 1. Average of soil water content and estimated water uptake fraction for each side of the pot (right and left) of fixed and alternated PRD tomato plants

Soil water content θ (g g ⁻¹)			
Irrigation treatment	Right side	Left side	P-value
PRD-Fixed	0.30 ± 0.05	0.14 ± 0.01	< 0.0001
PRD-Alternated 2 h	0.22 ± 0.04	0.32 ± 0.06	< 0.0001
PRD-Alternated 6 h	0.18 ± 0.02	0.31 ± 0.08	< 0.0001
Estimated water-uptake fraction			
Irrigation treatment	Right side	Left side	P-value
PRD-Fixed	0.98 ± 0.02	0.02 ± 0.02	< 0.0001
PRD-Alternated 2 h	0.28 ± 0.18	0.72 ± 0.18	< 0.0001
PRD-Alternated 6 h	0.10 ± 0.08	0.90 ± 0.08	< 0.0001

Data are means ± SE ($n=12$).

Similar measurements were made at this time in the PRD cycle in 11 other plants, when the average θ of the newly irrigated (right) and now drying (left) sides were 0.32 g g⁻¹ and 0.22 g g⁻¹, respectively, while the fractions of soil water uptake

Table 2. Whole pot soil water content (θ_{pot}), leaf xylem ABA concentration ($[X-ABA]_{\text{leaf}}$), and leaf water potential (Ψ_{leaf}) of well-watered, fixed, and alternated PRD tomato plants

Within each column, different letters indicate significant differences between means at $P \leq 0.05$ by Duncan's test, with P values for 1-way ANOVA indicated.

Irrigation treatment	θ_{pot} (g g ⁻¹)	$[X-ABA]_{\text{leaf}}$ (nM)	Ψ_{leaf} (MPa)
Well watered	0.45 ± 0.02 a	101 ± 36 b	-0.50 ± 0.06 a
PRD-Fixed	0.22 ± 0.03 c	273 ± 118 a	-0.60 ± 0.04 b
PRD-Alternated 2 h	0.27 ± 0.05 b	270 ± 130 a	-0.59 ± 0.08 b
PRD-Alternated 6 h	0.24 ± 0.05 c	225 ± 108 a	-0.63 ± 0.06 b
P-value	< 0.0001	< 0.0001	< 0.0001

Data are means ± SE ($n=12$).

from these compartments in these PRD-Alternated plants were 0.72 and 0.28, respectively (Table 1). Across all plants in this study, average Ψ_{leaf} and $[X-ABA]_{\text{leaf}}$ of PRD-Alternated

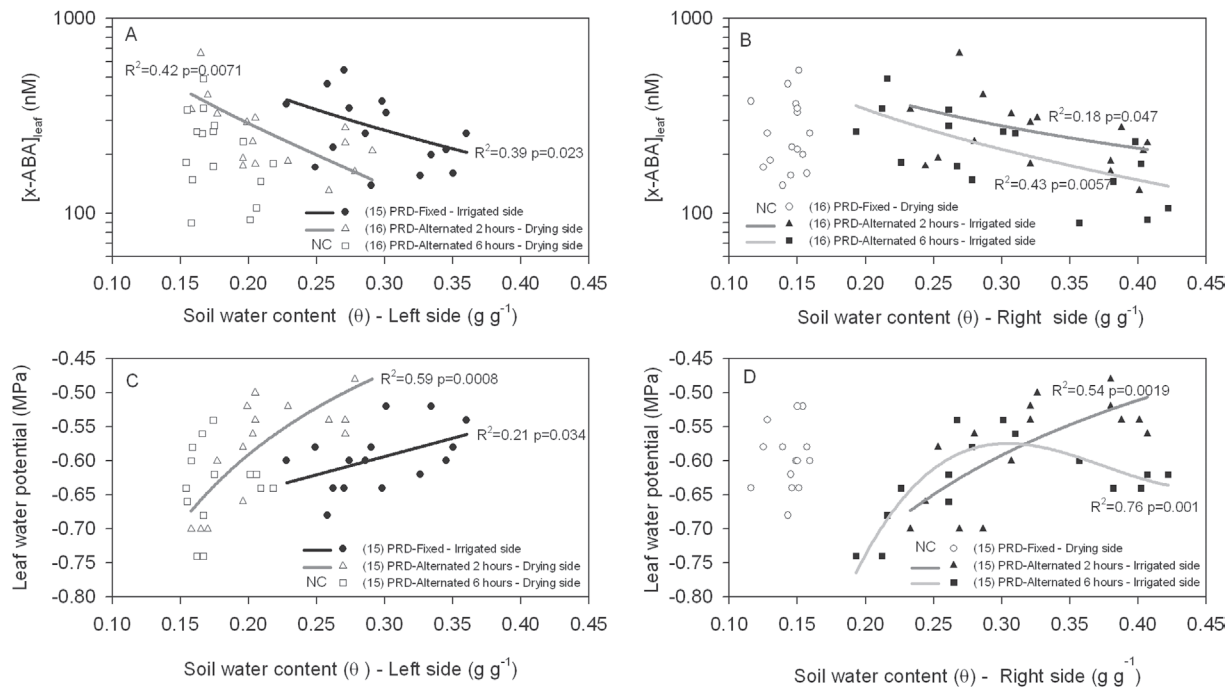


Fig. 4. Relationships between leaf xylem ABA concentration ($[X-ABA]_{\text{leaf}}$) (A, B) and leaf water potential (C, D) and soil water content from both sides (left and right) of the root system of tomato plants. In PRD-Fixed plants, left and right sides corresponded to wet and dry parts of the root system while, in PRD-Alternated plants, they corresponded to the newly-drying and just re-watered parts of the root system. In PRD-Alternated plants measurements were taken 2 h and 6 h after irrigation was alternated. Each point represents a single leaf and regression lines were fitted where significant ($P < 0.05$). NC means not correlated.

Table 3. The ability of different models to predict leaf xylem ABA concentration ($[X-ABA]_{\text{leaf}}$) of fixed and alternated PRD tomato plants

$[X-ABA]_{\text{leaf}}$ was measured in detached leaves. For each plant, the difference between model (equations 1–3) and measurement is calculated as the ratio $[X-ABA]_{\text{model}}/[X-ABA]_{\text{leaf}}$. Values above or below 1 indicates that the model overestimates or underestimates $[X-ABA]_{\text{leaf}}$, respectively. Three different models (equations 1–3) are indicated: see the Materials and methods. The numbers in the brackets are the n values.

Irrigation treatment	Mean (equation 1)	Leaf water potential (equation 2)	Fractional (equation 3)	P -value [†]
PRD-Fixed	1.75 _a ^A (12)	1.54 _b ^{AB} (12)	1.10 ^B (12)	0.030
PRD-Alternated 2 h	1.12 _b (12)	1.50 _b (12)	1.03 (12)	0.253
PRD-Alternated 6 h	1.65 _a ^A (12)	2.44 _a ^A (12)	1.31 ^B (12)	0.007
P-value[‡]	0.012	0.044	0.186	
Combined data	1.51 ^A (36)	1.83 ^A (36)	1.15 ^B (36)	0.001

[†] Within each row (superscript capital letters) different letters indicate significant differences between means at $P \leq 0.05$ by Duncan's test.

[‡] Within each column (subscript lowercase letters), different letters indicate significant differences between means at $P \leq 0.05$ by Duncan's test.

plants were -0.59 MPa and 270 nM, respectively (Table 2). At this time, variations in Ψ_{leaf} and $[X-ABA]_{\text{leaf}}$ were correlated with θ of both sides of the pot (Fig. 4). Predicting $[X-ABA]_{\text{leaf}}$ based on either whole pot θ (equation 1) or Ψ_{leaf} (equation 2) overestimated its value by 12% and 50%, respectively (Table 3). Multiplying the fraction of soil water uptake from each compartment by the predicted $[X-ABA]_{\text{root}}$ based on its θ , and summing these terms (equation 3), underestimated $[X-ABA]_{\text{leaf}}$ by only 3% (Table 3).

Returning again to the typical plant 6 h after alternation, soil water uptake from the drying (left) side of the pot continued to decrease (Fig. 3B). At this time, Ψ_{leaf} and $[X-ABA]_{\text{leaf}}$ of this plant were -0.64 MPa and 180 nM, respectively (Fig. 3D), while θ of the wet and dry sides were 0.40 g g⁻¹

and 0.22 g g⁻¹ (Fig. 3A) and the fractions of soil water uptake from these sides were 0.80 and 0.20 , respectively (Fig. 3C).

Similar measurements were made at this time in the PRD cycle in 11 other plants, when the average θ of the newly irrigated (right) and now drying (left) sides were 0.31 g g⁻¹ and 0.18 g g⁻¹, respectively, while the fractions of soil water uptake from these compartments in these PRD-Alternated plants were 0.90 and 0.10 , respectively (Table 1). Across all plants in this study, average Ψ_{leaf} and $[X-ABA]_{\text{leaf}}$ were -0.63 MPa and 225 nM, respectively (Table 2). At this time, variations of $[X-ABA]_{\text{leaf}}$ and Ψ_{leaf} were only correlated with changes of θ from the newly-irrigated (right) side (Fig. 4B, D). Predicting $[X-ABA]_{\text{leaf}}$ based on either whole pot θ (equation 1) or Ψ_{leaf} (equation 2) overestimated its value by 1.6-fold ($\sim 60\%$) and

2.4-fold, respectively (Table 3). Multiplying the fraction of soil water uptake from each compartment by the predicted $[X\text{-ABA}]_{\text{root}}$ based on its θ , and summing these terms (equation 3), overestimated $[X\text{-ABA}]_{\text{leaf}}$ by only 31% (Table 3). Therefore at all stages of the PRD cycle, equation 3 best estimated $[X\text{-ABA}]_{\text{leaf}}$.

Applying PRD-Fixed and PRD-Alternated irrigation decreased θ_{pot} compared with well-watered plants, with θ_{pot} lower when heterogeneous soil moisture conditions were clearly established (Table 2). In both PRD-Fixed and PRD-Alternated plants, Ψ_{leaf} decreased and $[X\text{-ABA}]_{\text{leaf}}$ increased similarly compared with well-watered plants (Table 2). It was also of interest to determine whether PRD alternation affected the relationships between $[X\text{-ABA}]_{\text{leaf}}$, θ_{pot} , and Ψ_{leaf} . When θ_{pot} decreased below 0.26 g g^{-1} , Ψ_{leaf} declined similarly in PRD-Fixed and PRD-Alternated plants (Fig. 5B). When θ_{pot} exceeded 0.26 g g^{-1} , PRD-Alternated plants had a lower Ψ_{leaf} 6h after alternation of the wet and dry sides than after 2h. $[X\text{-ABA}]_{\text{leaf}}$ increased as Ψ_{leaf} declined (Fig. 5C) or as θ_{pot} (Fig. 5A) increased, but the timing (2h and 6h after alternation) or occurrence (PRD-Fixed versus PRD-Alternated) of PRD alternation did not affect the sensitivity of ABA signalling. Generally, all PRD plants had similar relationships between $[X\text{-ABA}]_{\text{leaf}}$, θ_{pot} , and Ψ_{leaf} independently of alternating the wet and dry sides of the pot.

Discussion

The irrigation technique of partial rootzone drying was conceived as a field adaptation of laboratory split-root soil drying experiments, to enhance root-to-shoot chemical signalling to improve crop water use efficiency by causing partial stomatal closure and decreasing excessive vegetative vigour (Dry *et al.*, 1996; Kang and Zhang, 2004). While PRD can outyield conventional deficit irrigation (DI) where the entire rootzone is irrigated (Dodd, 2009), understanding the physiological mechanisms underpinning this technique has received comparatively little attention. Although many authors have postulated a role for root-sourced ABA in causing these physiological responses, there is considerable variability in the relative response of $[X\text{-ABA}]_{\text{leaf}}$ when comparing PRD and DI plants (Dodd, 2007; Wang *et al.*, 2012), perhaps related to the timing of measurements during drying/re-wetting cycles (Dodd *et al.*, 2006) and/or total soil water availability (Romero *et al.*, 2012). Although models have demonstrated the importance of sap flow from roots in drying soil in predicting $[X\text{-ABA}]_{\text{leaf}}$ of PRD plants (Dodd *et al.*, 2008a, b, 2010), these require $[X\text{-ABA}]_{\text{root}}$ as an input variable, making them difficult to apply to field situations. By collecting xylem sap only from detached leaves and measuring water uptake by different parts of the root system, this study developed a model, suitable for field application, that better predicted $[X\text{-ABA}]_{\text{leaf}}$ of PRD plants (throughout drying and rewetting cycles) than assuming that $[X\text{-ABA}]_{\text{leaf}}$ was simply related either to total soil water availability or to leaf water potential.

In previous studies, $[X\text{-ABA}]_{\text{leaf}}$ was predicted by quantifying both the fractions of sap flow, and root xylem ABA

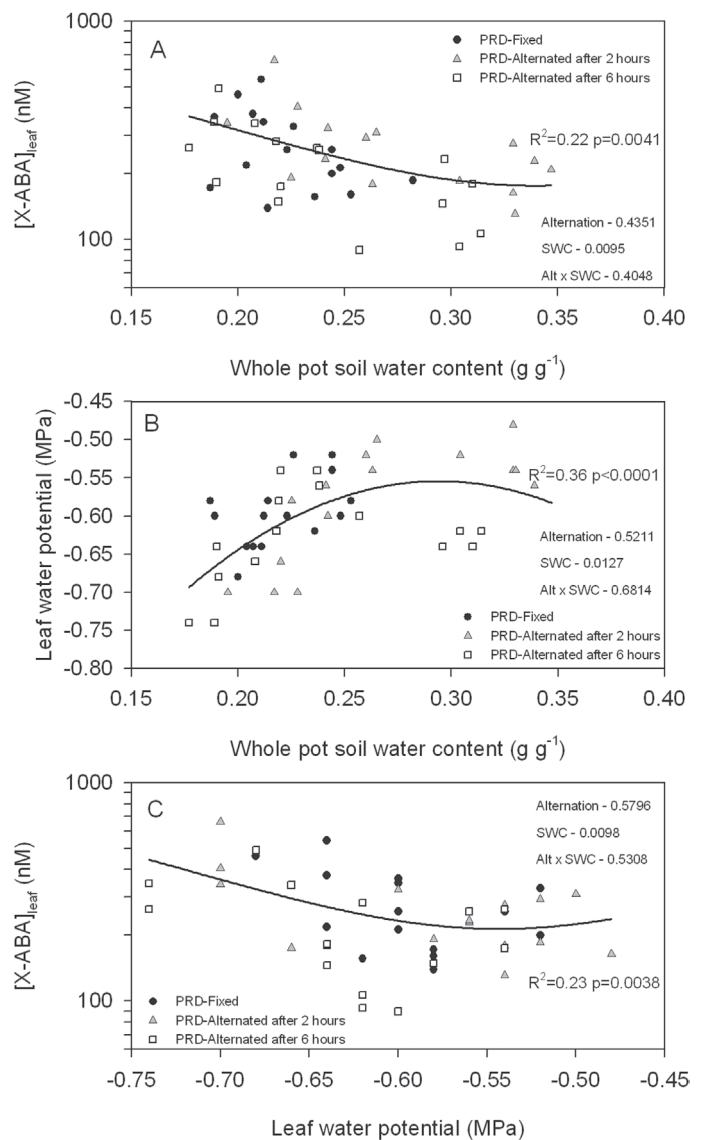


Fig. 5. Relationships between (A) $[X\text{-ABA}]_{\text{leaf}}$ and whole-pot soil water content, (B) leaf water potential and whole-pot soil water content and, (C) leaf xylem ABA concentration ($[X\text{-ABA}]_{\text{leaf}}$) and leaf water potential for PRD-Fixed and PRD-Alternated (after 2h and 6h) tomato plants. *P*-values determined by two-way analysis of variance (ANOVA) for irrigation treatment (PRD-Fixed and PRD-Alternated—combining data from 2h and 6h after alternation), x-variables and their interaction are presented. Each point represents a single leaf measurement and regression lines were fitted where significant ($P<0.05$).

concentrations, from different parts of the root system using specially constructed ‘two root-one shoot’ grafted plants (Dodd *et al.*, 2008a, b, 2010), and assuming $[X\text{-ABA}]$ was not altered in transit from roots to shoot. However, a major limitation of applying this model to field-grown, own-rooted plants exposed to PRD is the difficulty of determining the fraction of sap flow from each side of the root system. Continuous soil moisture monitoring can infer plant water uptake (Puertolas *et al.*, 2013), which was correlated with sap flow from different parts of the root system in ‘two root-one shoot’ grafted plants (Fig. 1). After withholding water from part of the rootzone, root water uptake and sap flow declined similarly as the soil dried. Thus soil-moisture sensors can

determine when sap flow from the drying side of the root system ceases, although vertical gradients in soil moisture (and root water uptake) may complicate interpretation (Puertolas *et al.*, 2013).

Another complexity of modelling $[X\text{-ABA}]_{\text{leaf}}$ during PRD is the periodic alternation of wet and dry sides, requiring repeated measurements from single plants to test the adequacy of models at different stages of the drying cycles. To monitor the effects of soil drying/re-wetting cycles on the $[X\text{-ABA}]_{\text{leaf}}$ of individual plants, three leaves were sampled (Fig. 3D). Preliminary experiments established that relationships between $[X\text{-ABA}]_{\text{leaf}}$ and both plant (leaf water potential) and soil water status (Fig. 2) did not vary with the number of leaves (per plant) sampled when plants were allowed to dry the soil in a split pot uniformly. Nevertheless, heterogeneous soil moisture increased the variation of $[X\text{-ABA}]_{\text{leaf}}$ (from 60–1150 nM in PRD plants and from 215–645 nM in DI plants across a similar θ and Ψ_{leaf} range; Fig. 2) as observed previously in tomato (Dodd, 2007), probably due to spatial differences in root water uptake when θ of the dry side of the pot decreased below 0.3 g g^{-1} (Fig. 3). An additional contributing factor may be xylem sectoriality in this species (Zanne *et al.*, 2006), with specific roots supplying water (and possibly chemical signals) to specific leaves in the shoot, but the leaf sampled did not affect the relationship between $[X\text{-ABA}]_{\text{leaf}}$ and θ in PRD plants (Fig. 2B), probably because roots were stochastically distributed between the two soil compartments of the split pot. Since roots of PRD plants are exposed to a greater range of soil moisture at a given θ_{pot} than DI plants, different water uptake fractions from each part of the root system can affect $[X\text{-ABA}]_{\text{leaf}}$.

Based on previous studies with PRD plants, the optimal moment to alternate irrigation is when sap flow from the dry rootzone significantly decreases; thus limiting ABA export from roots to shoots (Dodd *et al.*, 2008a). When soil moisture was clearly heterogeneous (6 h after alternation and during fixed PRD), water uptake from the dry rootzone practically ceased (Fig. 3C; Table 1). Under these conditions, variations of Ψ_{leaf} and $[X\text{-ABA}]_{\text{leaf}}$ were mostly related to changes in the θ of the irrigated rootzone (Fig. 4), as previously modelled (Dodd *et al.*, 2008a, b). Furthermore, soil water status of this compartment is important to maintain high plant water status during PRD (Wang *et al.*, 2012). At these times of the PRD cycle, $[X\text{-ABA}]_{\text{leaf}}$ was best predicted with a model that included the water-uptake fractions from each part of the root system (Table 3). As previously observed (Dodd *et al.*, 2008b), predicting $[X\text{-ABA}]_{\text{leaf}}$ based on the predetermined relationship between $[X\text{-ABA}]_{\text{leaf}}$ and whole pot θ (average of dry and wet sides of the pot, equation 1) significantly overestimated $[X\text{-ABA}]_{\text{leaf}}$ (Table 3). Similarly, predicting $[X\text{-ABA}]_{\text{leaf}}$ based on Ψ_{leaf} (equation 2) also substantially overestimated its concentration (Table 3). Thus accounting for soil water uptake from different parts of the root system best predicted $[X\text{-ABA}]_{\text{leaf}}$ once water uptake from the dry rootzone had declined to 10% or less (Table 1), but these conditions may occur for limited periods of time in field-grown plants due to the availability of soil moisture at depth.

Two hours after re-watering the previously dry rootzone, water uptake from both soil compartments significantly contributed to the total sap flow (Fig. 3; Table 1) and thus $[X\text{-ABA}]_{\text{leaf}}$. In this case, whole pot θ alone (equation 1) and accounting for water uptake from different parts of the rootzone (equation 3) showed a statistically similar ability to predict $[X\text{-ABA}]_{\text{leaf}}$ (Table 3). By contrast, in an experiment where the fraction of soil water uptake from the drying compartment remained greater than 25% for four days of the five days of a PRD cycle, relating $[X\text{-ABA}]_{\text{leaf}}$ to total soil water availability (and ignoring relative water uptake from the two compartments) was the better performing model (Liu *et al.*, 2008). However, the reliability of this conclusion depended on the range of soil water availability considered (Dodd *et al.*, 2008b), demonstrating that preliminary experiments to parameterize any model must occur over a similar range of soil water contents as tested experimentally (cf. Fig. 2A, C and Fig. 5A, B). An alternative view, that $[X\text{-ABA}]_{\text{leaf}}$ can be predicted from Ψ_{leaf} , has received comparatively little attention since the relationship between $[X\text{-ABA}]_{\text{leaf}}$ and Ψ_{leaf} varied according to whether plants received PRD or DI (Dodd, 2007; Dodd *et al.*, 2008a; cf. Fig. 2E and 2F here) and whether PRD was alternated or fixed (Dodd *et al.*, 2006) and sometimes there was no significant relationship between these variables. Accordingly, predicting $[X\text{-ABA}]_{\text{leaf}}$ from Ψ_{leaf} (equation 2) systematically overestimated $[X\text{-ABA}]_{\text{leaf}}$ at all stages of the PRD cycle (Table 3), suggesting again that accounting for soil water uptake from different parts of the root system best predicted $[X\text{-ABA}]_{\text{leaf}}$, when soil moisture heterogeneity existed.

After alternating the wet and dry soil compartments of the pot, $[X\text{-ABA}]_{\text{leaf}}$ was similar to fixed PRD plants (Table 2), contrary to previous observations. Greater $[X\text{-ABA}]_{\text{leaf}}$ of alternated plants compared with fixed plants (Dodd *et al.*, 2006—tomato grown in the same substrate as in this study) was suggested to result from mobilizing root-sourced ABA (that had accumulated during soil drying) to the transpiration stream following re-watering the originally dry column. Two hours after irrigation alternation, variations of $[X\text{-ABA}]_{\text{leaf}}$ were related to changes in soil water status of both sides of the pot (Fig. 4A, B). At this moment, water uptake from the previously dry side of the pot was re-established (Table 1), yet $[X\text{-ABA}]_{\text{leaf}}$ did not show any unexpected increase due to ‘extra ABA’ transported from the previously dried roots. Reconciling these apparently contradictory observations requires more detailed information on the sensitivity of root ABA accumulation in response to soil drying. However, when there were more pronounced vertical gradients in soil moisture [as probably occurred in Dodd *et al.* (2006) where plants were grown in 30 cm high soil columns], there was less pronounced root ABA accumulation when soil moisture was $0.13\text{--}0.25 \text{ g g}^{-1}$ compared with a more homogeneous soil-moisture distribution (Puertolas *et al.*, 2013) which characterizes the soil environment in the 13 cm high pots used here. Instead, differences in the pot surface area-to-volume ratio in the soil compartments in the two studies (cf. Dodd *et al.*, 2006 versus this study) will expose different numbers of roots to different environmental (and soil-moisture) conditions at

the edge of the pot. Clearly, more attention must be given to measuring root ABA accumulation in the field in attempting to explain why PRD alternation only sometimes stimulates xylem ABA concentration (cf. Pérez-Pérez *et al.*, 2012 versus Romero *et al.*, 2012).

In summary, soil moisture sensors accurately estimated water-uptake fractions from different parts of the rootzone in plants grown in split pots. This information improved the prediction of $[X\text{-ABA}]_{\text{leaf}}$ in plants exposed to fixed and alternate PRD, compared with prediction based on total soil-water availability or leaf water potential alone. Further work is required to establish why PRD alternation did not enhance $[X\text{-ABA}]_{\text{leaf}}$ (Fig. 5), contrary to previous work, and whether any changes in root-to-shoot ABA signalling are related to crop yields.

Acknowledgements

This research was funded by EU project SIRRIMED (FP7-KBBE-2009-3-245159), by the Instituto Nacional de Investigación y Tecnología Agraria y Alimentaria (INIA), Subprograma Nacional de Recursos y Tecnologías Agrarias through the Project RTA2012-00102-00-00, with the collaboration of the European Social Fund (ESF) European Union-FEDER 80%. Juan G Pérez-Pérez acknowledges the 'Fundación Séneca' (11013/EEI/09) and (18689/EE/12) for the fellowships to support his research at Lancaster.

References

- Borel C, Simonneau T.** 2002. Is the ABA concentration in the sap collected by pressurizing leaves relevant for analysing drought effects on stomata? Evidence from ABA-fed leaves of transgenic plants with modified capacities to synthesize ABA. *Journal of Experimental Botany* **53**, 287–296.
- Dodd IC.** 2007. Soil moisture heterogeneity during deficit irrigation alters root-to-shoot signalling of abscisic acid. *Functional Plant Biology* **34**, 439–448.
- Dodd IC.** 2008. Measuring and modelling xylem ABA concentration ($[X\text{-ABA}]$) in tomato plants exposed to deficit irrigation (DI) and partial rootzone drying (PRD). *Acta Horticulturae* **792**, 225–231.
- Dodd IC.** 2009. Rhizosphere manipulations to maximize 'crop per drop' during deficit irrigation. *Journal of Experimental Botany* **60**, 2454–2459.
- Dodd IC, Egea G, Davies WJ.** 2008a. Abscisic acid signalling when soil moisture is heterogeneous: decreased photoperiod sap flow from drying roots limits abscisic acid export to the shoots. *Plant, Cell and Environment* **31**, 1263–1274.
- Dodd IC, Egea G, Davies WJ.** 2008b. Accounting for sap flow from different parts of the root system improves the prediction of xylem ABA concentration in plants grown with heterogeneous soil moisture. *Journal of Experimental Botany* **59**, 4083–4093.
- Dodd IC, Egea G, Watts CW, Whalley WR.** 2010. Root water potential integrates discrete soil physical properties to influence ABA signalling during partial rootzone drying. *Journal of Experimental Botany* **61**, 3543–3551.
- Dodd IC, Theobald JC, Bacon MA, Davies WJ.** 2006. Alternation of wet and dry sides during partial rootzone drying irrigation alters root-to-shoot signalling of abscisic acid. *Functional Plant Biology* **33**, 1081–1089.
- Dodd IC, Theobald JC, Richer SK, Davies WJ.** 2009. Partial phenotypic reversion of ABA-deficient *flacca* tomato (*Solanum lycopersicum*) scions by a wild-type rootstock: normalizing shoot ethylene relations promotes leaf area but does not diminish whole plant transpiration rate. *Journal of Experimental Botany* **60**, 4029–4039.
- Dry PR, Loveys BR, Botting D, Düring H.** 1996. Effects of partial rootzone drying on grapevine vigour, yield, composition of fruit and use of water. In: Stockley CS, Sas NA, Johnstone RS, Lee TH, eds. *Proceedings of the 9th Australian wine industry technical conference*. Winetitles: Adelaide, 126–131.
- Dynamax Inc.** 2005. Dynagage® installation and operation manual, p. 108. Available at: <ftp://ftp.dynamax.com/manuals/Dynagage-Manual.pdf>
- Else MA, Davies WJ, Whitford PN, Hall KC, Jackson MB.** 1994. Concentrations of abscisic acid and other solutes in xylem sap from root systems of tomato and castor-oil plants are distorted by wounding and variable sap flow rates. *Journal of Experimental Botany* **45**, 317–323.
- Hutton RJ, Loveys BR.** 2011. A partial root zone drying irrigation strategy for citrus—effects on water use efficiency and fruit characteristics. *Agricultural Water Management* **98**, 1485–1496.
- Jachetta JJ, Appleby AP, Boersma L.** 1986. Use of the pressure-vessel to measure concentrations of solutes in apoplastic and membrane-symplastic sap in sunflower leaves. *Plant Physiology* **82**, 995–999.
- Kang S, Zhang J.** 2004. Controlled alternate partial root-zone irrigation: its physiological consequences and impact on water use efficiency. *Journal of Experimental Botany* **55**, 2437–2446.
- Liu F, Song R, Zhang X, Shahnazari A, Andersen MN, Plauborg F, Jacobsen SE, Jensen CR.** 2008. Measurement and modelling of ABA signalling in potato (*Solanum tuberosum* L.) during partial root-zone drying. *Environmental and Experimental Botany* **63**, 385–391.
- Mingo DM, Theobald JC, Bacon MA, Davies WJ, Dodd IC.** 2004. Biomass allocation in tomato (*Lycopersicon esculentum*) plants grown under partial rootzone drying: enhancement of root growth. *Functional Plant Biology* **31**, 971–978.
- Netting AG, Theobald JC, Dodd IC.** 2012. Xylem sap collection and extraction methodologies to determine *in vivo* concentrations of ABA and its bound forms by gas chromatography–mass spectrometry (GC–MS). *Plant Methods* **8**, 11.
- Pérez-Pérez JG, Dodd IC, Botía P.** 2012. Partial rootzone drying increases water-use efficiency of lemon Fino 49 trees independently of root-to-shoot ABA signalling. *Functional Plant Biology* **39**, 366–378.
- Plauborg F, Abrahamsen P, Gjettermann B, Mollerup M, Iversen BV, Liu F, Andersen NM, Hansen S.** 2010. Modelling of root ABA synthesis, stomatal conductance, transpiration and potato production under water saving irrigation regimes. *Agricultural Water Management* **98**, 425–439.
- Puertolas J, Alcobendas R, Alarcón JJ, Dodd IC.** 2013. Long-distance abscisic acid signalling under different vertical soil moisture gradients depends on bulk root water potential and average soil water content in the root zone. *Plant, Cell and Environment* **36**, 1465–1475.
- Quarrie SA, Whitford PN, Appleford NEJ, Want TL, Cook SK, Henson IE, Loveys BR.** 1988. A monoclonal antibody to (S)-abscisic acid: its characterization and use in a radioimmunoassay for measuring abscisic acid in crude extracts of cereal and lupin leaves. *Planta* **173**, 330–339.
- Rodrigues ML, Santos TP, Rodrigues AP, de Souza CR, Lopes CM, Maroco JP, Pereira JS, Chaves MM.** 2008. Hydraulic and chemical signalling in the regulation of stomatal conductance and plant water use in field grapevines growing under deficit irrigation. *Functional Plant Biology* **35**, 565–579.
- Romero P, Dodd IC, Martínez-Cutillas A.** 2012. Contrasting physiological effects of partial root-zone drying in field-grown grapevine (*Vitis vinifera* L. cv. Monastrell) according to total soil water availability. *Journal of Experimental Botany* **63**, 4071–4083.
- Stoll M, Loveys B, Dry P.** 2000. Hormonal changes induced by partial root-zone drying of irrigated grapevine. *Journal of Experimental Botany* **51**, 1627–1634.
- Topcu S, Kirda C, Dasgan Y, Kaman H, Cetin M, Yazici A, Bacon MA.** 2007. Yield response and N-fertilizer recovery of tomato grown under deficit irrigation. *European Journal of Agronomy* **26**, 64–70.
- Wang Y, Liu F, Andersen MN, Jensen CR.** 2010. Improved plant nitrogen nutrition contributes to higher water use efficiency in tomatoes under alternate partial root-zone irrigation. *Functional Plant Biology* **37**, 175–182.
- Wang Y, Liu F, Jensen CR.** 2012. Comparative effects of deficit irrigation and alternate partial root-zone irrigation on xylem pH, ABA, and ionic concentrations in tomatoes. *Journal of Experimental Botany* **63**, 1907–1917.
- Zanne AE, Lower SS, Cardon ZG, Orians CM.** 2006. ¹⁵N partitioning in tomato: vascular constraints versus tissue demand. *Functional Plant Biology* **33**, 1081–1089.
- Zhang J, Davies WJ.** 1991. Antitranspirant activity in xylem sap of maize plants. *Journal of Experimental Botany* **42**, 317–321.