



Published in final edited form as:

*Angew Chem Int Ed Engl.* 2015 March 2; 54(10): 3061–3064. doi:10.1002/anie.201410043.

## Acceleration of Acetal Hydrolysis by Remote Alkoxy Groups: Evidence for Electrostatic Effects on the Formation of Oxocarbenium Ions\*\*

Dr. Angie Garcia<sup>a</sup>, Mr. Douglas A. L. Otte<sup>a</sup>, Dr. Walter A. Salamant<sup>b</sup>, Ms. Jillian R. Sanzone<sup>a</sup>, and K. A. Woerpel<sup>a,\*</sup> [Prof.]

<sup>a</sup> Department of Chemistry New York University 100 Washington Square East, New York, NY 10003 (USA)

<sup>b</sup> Bridgestone Americas Center for Research and Technology 1659 S Main St., Akron, OH 44301 (USA)

### Abstract

In contrast to observations with carbohydrates, experiments with 4-alkoxy-substituted acetals indicate that an alkoxy group can accelerate acetal hydrolysis by up to 20-fold compared to substrates without an alkoxy group. The acceleration of ionization in more flexible acetals can be up to 200-fold when compensated for inductive effects.

### Keywords

Electrostatic Effects; Kinetics; Carbocations; Carbohydrates

Studies of the relative reactivities of glycosyl donors, often determined by measuring the kinetics of acetal hydrolysis,<sup>[1-2]</sup> provide critical information used for designing iterative oligosaccharide synthesis.<sup>[3]</sup> These experiments reveal that the relative rates of substitution reactions of carbohydrate-derived acetals<sup>[3-6]</sup> depend upon the stereochemical configurations of substituents. For example, the methyl acetal of galactose (**2**) hydrolyzed five times faster than the glucose-derived acetal **1**, which differs only in the stereochemical configuration at C-4 (Figure 1).<sup>[1,7-10]</sup> This difference in rate has been attributed to favorable electronic interactions between the electron-rich oxygen atom at C-4 and the developing positive charge at C-1 in the transition state for hydrolysis.<sup>[7,11-12]</sup> This stabilizing electrostatic effect, however, does not compensate for the electron-withdrawing influence of the oxygen atom at C-4: inductive destabilization by the hydroxyl group slows hydrolysis by 4-30 times compared to reactions where the alkoxy group was replaced with a substituent that is not electron-withdrawing (for example, **3** in Figure 1).<sup>[7,13-14]</sup>

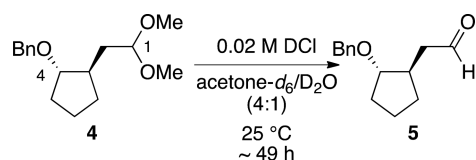
\*\*This research was supported by the National Institutes of Health, National Institute of General Medical Sciences (GM-61066). We thank Ms. Lisa Barker for her intellectual contributions and Dr. Chin Lin for assistance with NMR spectroscopy and mass spectrometric data. D.A.L.O. was supported by a Margaret Strauss Kramer Fellowship from the NYU Department of Chemistry.

\*kwoerpel@nyu.edu.

Supporting information for this article is given via a link at the end of the document.

In this Communication, we provide evidence that the electrostatic stabilization conferred by an alkoxy group four carbons away from an acetal group, the arrangement found in pyranosides **1** and **2**, can overcome inductive effects and accelerate acetal hydrolysis if the system is more conformationally flexible than carbohydrates are. Flexibility likely allows the alkoxy group to approach the acetal functional group during substitution to provide up to a 20-fold increase in the rate of acetal hydrolysis compared to substrates that do not have an alkoxy group. When rates are compensated for inductive destabilization of the transition state for hydrolysis, through-space electrostatic stabilization of developing charge can accelerate hydrolysis by up to 200-fold.

To evaluate the difference in reactivity exerted by a 4-alkoxy group based upon its position in space, a series of 4-alkoxy-substituted acetals resembling **4** ([Eq. (1)]) were synthesized and their rates of acetal hydrolysis were measured. These compounds were designed so the ability of the alkoxy group to approach the acetal carbon atom could be varied systematically. The two key functional groups were arrayed around a ring, just as for the carbohydrate systems (Figure 1), so entropic effects<sup>[15]</sup> would be similar for all substrates. Protection of the alkoxy group as the benzyl ether was chosen because the fate of the benzyl group could reveal the structures of reactive intermediates (*vide infra*). The hydrolysis reactions follow the conditions depicted in [Eq. (1)].<sup>[16]</sup>



(1)

The relative rates of acid-catalyzed hydrolysis are summarized in Chart 1, listed in order of increasing rate. Relative rates were normalized to the rate of hydrolysis of alkyl acetal **8**. This simple acetal should be sterically equivalent to the other  $\beta$ -substituted acetals because the two-carbon side-chains of acetals **4**, **6**, and **10-12** should adopt conformations where the acetal groups are oriented away from the alkoxy groups.<sup>[17-18]</sup> Comparison of the rates of ionization of  $\alpha$ -branched acetal **9** and  $\beta$ -branched acetal **8** indicates that steric effects play only a minor role in the hydrolysis of acetals in this series.<sup>[19]</sup>

The acetal models illustrated in Chart 1 share trends in reactivity with their carbohydrate relatives. The presence of an alkoxy group in acetals *cis*- and *trans*-**7** decreased the rate compared to alkyl acetal **9** because an alkoxy group would inductively destabilize positively charged intermediates.<sup>[13,20]</sup> The relative reactivity of the acetals *cis*- and *trans*-**7** is also reminiscent of the carbohydrate systems: the slower-reacting acetal *cis*-**7** positions the alkoxy group at C-4 further from the acetal carbon atom (Figure 2), much as the slower-reacting glucose isomer does (Figure 1).<sup>[21]</sup> The small difference between the rates of the stereoisomers likely reflects the fact that the alkoxy group in *trans*-**7** is far enough away to exert little stabilization of the transition state for hydrolysis.<sup>[22-23]</sup>

In contrast to the results exemplified in Figure 1,<sup>[24]</sup> an alkoxy group at C-4 of an acetal can accelerate the hydrolysis of an acetal. Whereas the cyclopentane-derived acetal **4** is less reactive than the alkyl acetal **8**, the larger cycloalkyl-containing acetals **10-12** reacted up to 20 times faster (Chart 1). This trend is consistent with the idea that the larger, more flexible ring<sup>[25]</sup> allowed the alkoxy group to approach the acetal carbon more closely in the transition state for ionization<sup>[1]</sup> without incurring additional strain (**13**, Figure 3). As observed for galactosides compared to glucosides (Figure 1),<sup>[7]</sup> the closer the alkoxy group can approach the acetal carbon atom,<sup>[11-12]</sup> the faster hydrolysis occurred.

The slow hydrolysis of tetrahydropyran-derived acetal **6** reinforces the importance of flexibility on the rates of hydrolysis of a 4-alkoxy-substituted acetal. If there were any interaction of the oxygen atom of the ring of acetal with the protonated acetal group during hydrolysis (**14**, Figure 3), the ring would need to adopt an orientation resembling a strained bicyclic structure<sup>[26]</sup> with substituents in disfavored axial orientations.<sup>[27]</sup> These energetic penalties and the inductive destabilization of the alkoxy group<sup>[13,20]</sup> must outweigh any benefit the alkoxy group can confer on hydrolysis. The hydrolysis of this compound provides a point of comparison for the hydrolysis of the other alkoxy-substituted acetals. Using the rate of hydrolysis of the constrained acetal **6** to control for inductive effects, it can be estimated that electrostatic effects imparted by an alkoxy group can accelerate hydrolysis by up to 200-fold.<sup>[28]</sup>

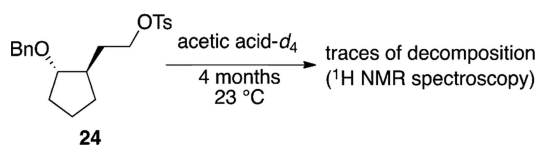
The relatively slow ionization of cyclopentane-derived acetal **4** suggests the origin of the accelerating influence of an alkoxy group on the hydrolysis in acetals. Two types of interactions of an alkoxy group during hydrolysis can be envisioned (illustrated in Scheme 1 for acetal **4**). At one limit, a new covalent bond would form between the alkoxy group and the acetal carbon in the transition state for hydrolysis (pathway a), as occurs in neighboring-group participation during solvolytic displacement reactions.<sup>[29]</sup> Alternatively, the alkoxy group might only approach the acetal carbon atom in the transition state (pathway b) without forming a new covalent bond (as suggested for the influence of acyl groups on the hydrolysis of 2-acyloxy-substituted acetals<sup>[24]</sup>). If formation of an intermediate oxonium ion such as **16** were required (Scheme 1, pathway a), ionization of acetal **4** would form a strained *trans*-bicyclo[3.3.0]octane ring system.<sup>[26,30]</sup> By contrast, ionization of cyclohexane-derived acetal **10** would form a much less strained oxonium ion (by about 10 kcal/mol<sup>[26,30]</sup>). Consequently, the cyclohexane-derived acetal **10** should hydrolyze much faster than the cyclopentane-derived acetal **4**. The difference in rate is only 20-fold, however, which is a small rate difference considering the large difference in strain.

Electrostatic stabilization of the oxocarbenium ion **17** that forms upon hydrolysis is consistent with the relative rates (Scheme 1, pathway b).<sup>[11-12]</sup> Electrostatic stabilization would require the alkoxy group to be close to the acetal carbon,<sup>[11-12]</sup> but the carbon–oxygen bond distances would be much longer<sup>[31]</sup> than they would be for an oxonium ion.<sup>[32]</sup> As a result, the relative rates of hydrolysis should not track the ring strain closely because a new ring would not be fully formed.

Other observations also suggest that oxonium ion intermediates are not involved in acetal hydrolysis. In none of the hydrolyses were products observed that were consistent with loss

of a benzyl group, as might be expected if an oxonium ion had formed.<sup>[33]</sup> By contrast, solvolysis of 4-alkoxy-substituted tosylate<sup>[34]</sup> **18** reveals that the model ring systems can form oxonium ions if doing so were required for solvolysis (Scheme 2). The presence of significant quantities of cyclized, debenzylated product **21** along with benzyl esters **22** and **23** implicates the formation of oxonium ion **19** during solvolysis.<sup>[34]</sup>

The tosylate model system also showed how large the difference in rates can be between similar substrates if oxonium ions were reactive intermediates. In contrast to the relatively rapid solvolysis of cyclohexane-derived tosylate **18**, the cyclopentane-derived tosylate **24** was resistant to solvolysis: after four months at 23 °C, a sample of tosylate **24** in acetic acid-*d*<sub>4</sub> showed only traces of decomposition [Eq. (2)]. The low reactivity of this tosylate can be attributed to the difficulty of engaging in neighboring-group participation during solvolysis<sup>[34]</sup> through a highly strained *trans*-bicyclo[3.3.0]octane-like oxonium ion resembling **16** (Scheme 1).<sup>[26]</sup> Because the acetal substrates do not show as large a difference in solvolysis rate as the tosylates do provides additional evidence against the formation of an oxonium ion during acetal hydrolysis.



(2)

Experiments with alkoxy-substituted acetals suggest that an alkoxy group can accelerate the ionization of acetals. The accelerating influence of the alkoxy group, which can be attributed to electrostatic stabilization of the developing oxocarbenium ion intermediate, can outweigh the decelerating inductive effect by about 200-fold.

## Supplementary Material

Refer to Web version on PubMed Central for supplementary material.

## References

1. Capon B. *Chem. Rev.* 1969; 69:407–498.
2. Sinnott, ML. *Carbohydrate Chemistry and Biochemistry*. The Royal Society of Chemistry; Cambridge, UK: 2007. p. 66-139.
3. Hsu C-H, Hung S-C, Wu C-Y, Wong C-H. *Angew. Chem. Int. Ed.* 2011; 50:11872–11923. *Angew. Chem.* 2011; 123:12076–12129.
4. Mikkola S, Oivanen M. *ARKIVOC*. 2009; iii:39–53.
5. Douglas NL, Ley SV, Lücking U, Warriner SL. *J. Chem. Soc., Perkin Trans.* 1998; 1:51–65.
6. Zhang Z, Ollmann IR, Ye X-S, Wischnat R, Baasov T, Wong C-H. *J. Am. Chem. Soc.* 1999; 121:734–753.
7. Jensen HH, Bols M. *Org. Lett.* 2003; 5:3419–3421. [PubMed: 12967289]
8. The small difference in relative rates of reactions of the  $\alpha$ - and  $\beta$ -anomers observed in reference 7 is consistent with earlier observations (see ref 1).
9. Activation of thioglycosides is faster for sugars bearing axial groups at C-4 (ref 3).

10. Septanosides with axial hydroxyl groups at C-5 hydrolyze about eight times faster than ones bearing equatorial hydroxyl groups: Markad SD, Miller SM, Morton M, Peczuh MW. *Tetrahedron Lett.* 2010; 51:1209–1212.
11. Woods RJ, Andrews CW, Bowen JP. *J. Am. Chem. Soc.* 1992; 114:859–864.
12. Miljkovi M, Yeagley D, Deslongchamps P, Dory YL. *J. Org. Chem.* 1997; 62:7597–7604.
13. Hydrolysis of dinitrophenyl galactosides occurred five-fold faster than for glucosides: Namchuk MN, McCarter JD, Becalski A, Andrews T, Withers SG. *J. Am. Chem. Soc.* 2000; 122:1270–1277.
14. Inductive effects decrease the rate of acetolysis of trans-2-acetoxycyclohexyl tosylate compared to cyclohexyl tosylate even though neighboring-group participation occurs in the former, not the latter: Winstein S, Grunwald E, Buckles RE, Hanson C. *J. Am. Chem. Soc.* 1948; 70:816–821.
15. Page MI. *Chem. Soc. Rev.* 1973; 2:295–323.
16. The rates of hydrolysis of acetals were measured by  $^1\text{H}$  NMR spectroscopy, and the rates conformed to first-order kinetics as determined by plots of  $\ln[\text{acetal}]$  versus time over one to six half-lives, which gave lines with  $R^2 = 0.96$ . Details are provided as Supporting Information.
17. Hoffmann RW, Kahrs BC, Reiß P, Trieselmann T, Stiasny H-C, Massa W. *Eur. J. Org. Chem.* 2001:1857–1864.
18. Hoffmann RW, Kahrs BC, Schiffer J, Fleischhauer J. *J. Chem. Soc., Perkin Trans.* 1996; 2:2407–2414.
19. Steric effects can influence the rates of acetal hydrolysis if stabilizing interactions in the intermediate oxocarbenium ions are affected: Fife TH, Hagopian L. *J. Org. Chem.* 1966; 31:1772–1775.
20. Withers SG, MacLennan DJ, Street IP. *Carbohydr. Res.* 1986; 154:127–144.
21. Jensen HH, Nordstrøm LU, Bols M. *J. Am. Chem. Soc.* 2004; 126:9205–9213. [PubMed: 15281809]
22. Calculations (HF 6-31G\*\*) of the structure of a model acetal for the glucose and galactose  $\alpha$ -methyl pyranosides show that the distances between the oxygen atom of a MeO group at C-4 and the acetal carbon atom are 3.64 Å and 2.94 Å, respectively (reference 12). Crystallographic studies in 3-alkylcyclohexanol derivatives reveal longer distances between the oxygen atom and the exocyclic carbon atoms: 4.85 Å for the diequatorial isomer Fleming I, Maiti P, Ramarao C. *Org. Biomol. Chem.* 2003; 1:3989–4004. [PubMed: 14664388] and 4.30 Å for the isomer where the alkoxy group is axial Bourque LE, Cleary PA, Woerpel KA. *J. Am. Chem. Soc.* 2007; 129:12602–12603. [PubMed: 17900189]
23. Acetal cis-7 could adopt a sterically disfavored diaxial conformer positioning the alkoxy group closer to the acetal carbon atom, but the slower rate of acceleration compared to trans-7 suggests that that it does not.
24. Heuckendorff M, Pedersen CM, Bols M. *Org. Lett.* 2011; 13:5956–5959. [PubMed: 22007683]
25. Tran VT, Woerpel KA. *J. Org. Chem.* 2013; 78:6609–6621. [PubMed: 23738497]
26. Allinger NL, Tribble MT, Miller MA, Wertz DH. *J. Am. Chem. Soc.* 1970; 93:1637–1648.
27. Eliel EL, Hargrave KD, Pietrusiewicz KM, Manoharan M. *J. Am. Chem. Soc.* 1982; 104:3635–3643.
28. By comparison, the involvement of an acyloxy group at the 2-position of a carbohydrate, which also does not cause considerable ring strain, has been suggested to accelerate hydrolysis by only up to 13-fold when controlled for inductive effects. This acceleration has been attributed to stabilization of the developing positive charge by the carbonyl oxygen atom, not formation of an onium ion (reference 24).
29. Capon B. *Q. Rev. Chem. Soc.* 1964; 18:45–111.
30. Wiberg KB. *Angew. Chem., Int. Ed. Engl.* 1986; 25:312–322. *Angew. Chem.* 1986; 98:312–322.
31. Chamberland S, Ziller JW, Woerpel KA. *J. Am. Chem. Soc.* 2005; 127:5322–5323. [PubMed: 15826161]
32. Gunbas G, Hafezi N, Sheppard WL, Olmstead MM, Stoyanova IV, Tham FS, Meyer MP, Mascal M. *Nature Chem.* 2012; 4:1018–1023. [PubMed: 23174982]

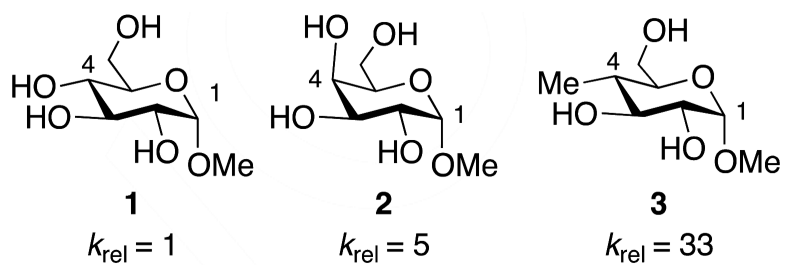
33. Chao CS, Lin CY, Mulani S, Hung WC, Mong KK. Chem. Eur. J. 2011; 17:12193–12202. [PubMed: 21915924]
34. Winstein S, Allred E, Heck R, Glick R. Tetrahedron. 1958; 3:1–13.

Author Manuscript

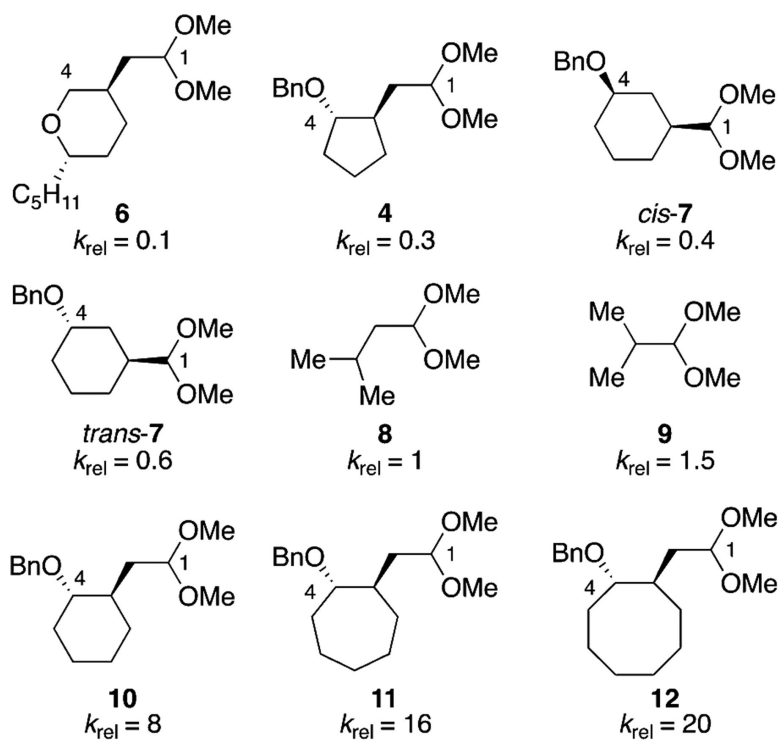
Author Manuscript

Author Manuscript

Author Manuscript

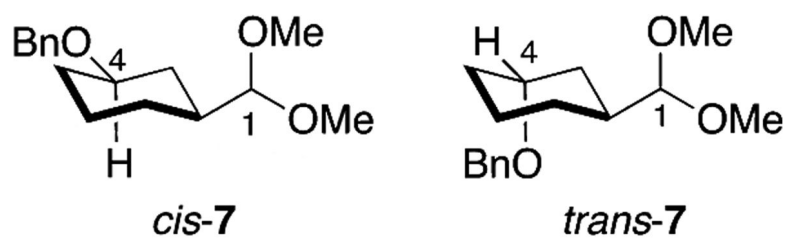


**Figure 1.**  
Relative rates of hydrolysis of  $\alpha$ -methyl pyranosides (2.0 M HCl, 74 °C).<sup>[7]</sup>

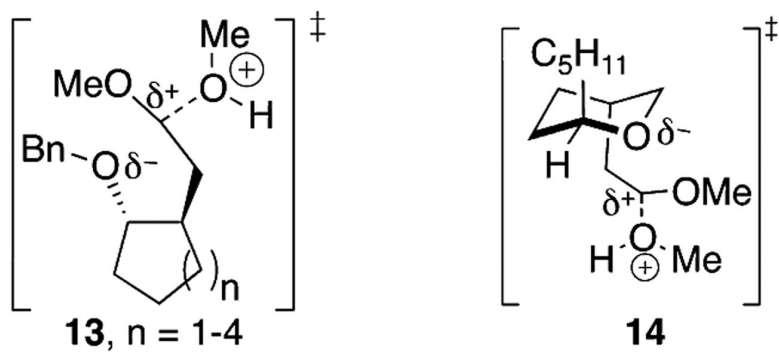


**Chart 1.**  
Relative rates of hydrolysis of acetals by DCl in acetone- $d_6$ /D $_2$ O (4:1), listed in order of increasing rate.

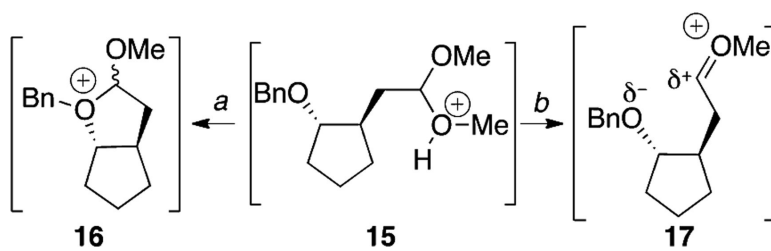




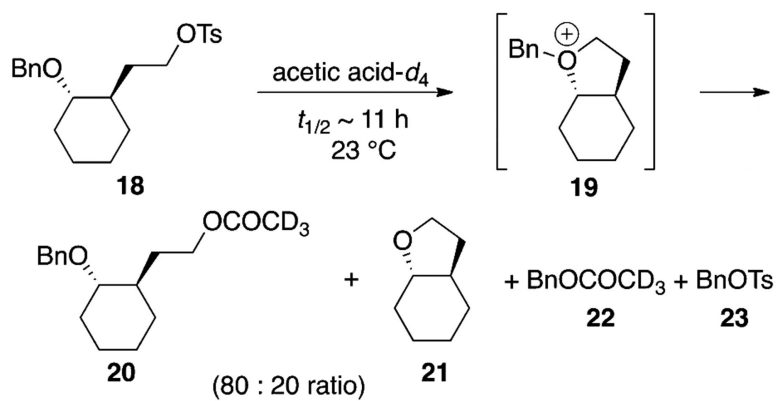
**Figure 2.** Chair conformations of acetals *cis-7* and *trans-7* illustrating the distances between the alkoxy groups and the acetal carbon atoms.



**Figure 3.**  
Structural requirements for acceleration of acetal hydrolysis by an alkoxy group.

**Scheme 1.**

Interaction of an alkoxy group during hydrolysis: [a] formation of a new covalent bond in the transition state, and [b] electrostatic stabilization in the transition state.

**Scheme 2.**

Solvolysis of tosylate **18** resulted in benzyl substitution products.