

# A Study on Prevalence of Phenyl Thiocarbamide (PTC) Taste Blindness Among Obese Individuals

DEEPIKA VELUSWAMI<sup>1</sup>, B AMBIGAI MEENA<sup>2</sup>, S. LATHA<sup>3</sup>, I. GAYATHRI FATHIMA<sup>4</sup>, K SOUNDARIYA<sup>5</sup>, K SENTHAMIL SELVI<sup>6</sup>

## ABSTRACT

**Introduction:** Taste blindness to the phenylthiocarbamide (PTC) is an inherited trait that is shown to influence our food and dietary preferences which in turn influence our body weight. Obesity is a global epidemic issue known to be on rise among the developing countries. Relating taste perception to obesity, the present study was undertaken to assess the prevalence of phenylthiocarbamide (PTC) taste blindness among obese individuals.

**Materials and Methods:** Three hundred and fifty individuals of age group 20-40 y were recruited from the local community for the present cross sectional study. Anthropometric measurements were taken and BMI was calculated. Subjects were classified as underweight, normal, overweight and obese based on their BMI. Normal, overweight and obese individuals were then asked to taste the commercially available PTC test papers and classified as non tasters and tasters of PTC.

**Results:** Out of 350 individuals, mean age group of 30±6.02 y, based on their BMI they were divided into 4 groups, Group A-underweight (16%), Group B-normal (35%), Group C-overweight (28%) and Group D-obese (21%) individuals. In group B, 28% were non tasters of PTC and 65% were tasters. In group C, 82% were non tasters and 13% were tasters and in Group D, 81% were non tasters and 19% were tasters of PTC. The PTC non taster phenotype individuals showed higher BMI as compared with the tasters' phenotype.

**Conclusion:** Exploring the novel connections between taste perception and obesity would help us to gain a control over the global epidemic-Obesity, which is the crux factor for various other health problems. The study advocates the usage of PTC tasting as a reliable indicator of weight gain susceptibility.

**Keywords:** Diet, Obesity, Taste perception

## INTRODUCTION

The world health organization has described obesity as an escalating global epidemic [1] and a major nutritional problem in developing countries, affecting a substantial number of adults and resulting in an amplified burden of chronic diseases [2]. In India, 5% of the total population is affected by obesity [3]. Various studies from South India report an alarming increase in overweight and obesity among children [4-6]. The fundamental cause for obesity is overconsumption [7] and research indicates that the taste perception is altered in obese individuals, which in turn affect their consumption [8]. Understanding the associations between taste perception and obesity would help us to cope up with obesity, which is known to be the crux factor for myriad of medical health problems. Gustatory sense informs the body about the quality of ingested food. Sweet, sour, salty, bitter, and umami are documented as the basic taste stimuli. Bitter taste is aversive and identifies potentially harmful compounds to avoid [9]. It is found that obese individuals have significantly lower taste perception for salt, umami and bitter taste modalities as compared to non obese individuals [10].

A bitter chemical, phenylthiocarbamide (PTC), serendipitously discovered by Fox [11] has been widely used for various genetic and anthropological studies [12]. PTC, also known as Phenylthiourea (PTU) is an organosulfurthiourea containing a phenyl ring and possesses the chemical group N-C=S which is responsible for its characteristic bitter taste [13]. Glucosinolate compounds that occur naturally in cruciferous vegetables (broccoli, Brussels sprouts, cabbage, and kale) share this chemical grouping [14] and, in addition, a common taste quality: bitterness. Individuals with lower PTC taste thresholds appear to have more food dislikes than do less-sensitive individuals [15] and preference for sweet and high-fat food was observed to decrease with increasing perception of bitter taste [16].

PTC has remarkable property that some individuals report it to be incredibly bitter while others describe it to be tasteless, depending

on the presence or absence of the PTC gene. The taste insensitivity to PTC is inherited as a Mendelian recessive trait [17] wherein the individuals with two recessive alleles (tt) are considered as "non tasters" for PTC and individuals with one dominant allele (Tt) or two dominant alleles (TT) are regarded as "tasters" for PTC. Genetic taste sensitivity may account for the development of dietary patterns and by extension, weight differences among individuals. PTC can be used as a genetic marker for gaining insight into individual's risk of predisposition to obese trait. Vast genetic and molecular literature persist linking PTC tasting to various medical problems but data regarding prevalence of PTC taste blind status and obesity is insufficient and contradictory. Hence, the present study is based on the hypothesis that the PTC non-taster phenotype would be associated with higher BMI.

## MATERIALS AND METHODS

The cross-sectional study consisted of 350 individuals of age group 20-40 years, recruited from Madagadipet, Puducherry, India through house visits during the year 2012-2013. Written informed consent was obtained from all subjects and the protocol was approved by the Human Research Ethics committee.

The body weight was measured without shoes using a weighing scale, and height to the nearest centimeter was measured. Body Mass Index (BMI) was calculated as weight in kilograms divided by height (in meter squared). The subjects were classified into one of the four categories [18] as follows:

- Group A –underweight individuals - BMI < 18.5 kg/m<sup>2</sup>;
- Group B-normal individuals –BMI 18.5 to 24.9 kg/m<sup>2</sup>
- Group C-overweight individuals– BMI 25 to 29.9 kg/m<sup>2</sup>;
- Group D-obese individuals – BMI ≥ 30 kg/m<sup>2</sup>.

Selected normal, overweight and obese candidates were asked to describe the taste of commercially available PTC-impregnated test papers. Participants rinsed their mouth with water, and the paper

was kept in the middle of their tongue. After tasting, they were asked "Do you taste anything?" If their response was no, they were classified as non-tasters that is they were regarded as taste blind to PTC. If they responded that it tasted bad or bitter, they were classified as tasters. If they responded ambiguously were retested later.

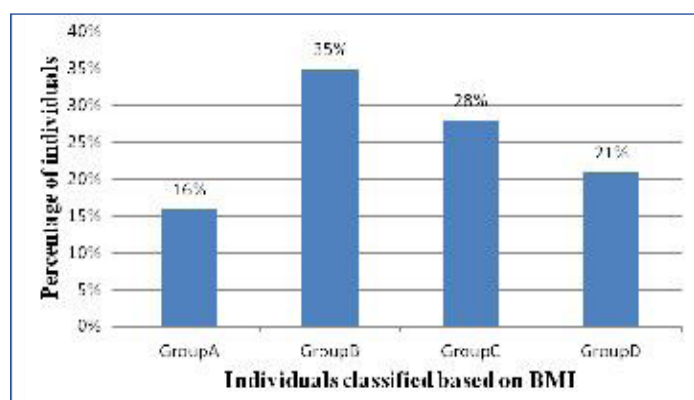
## STATISTICAL ANALYSIS

Data entry and statistics were performed using the Microsoft Excel and results were expressed in percentages.

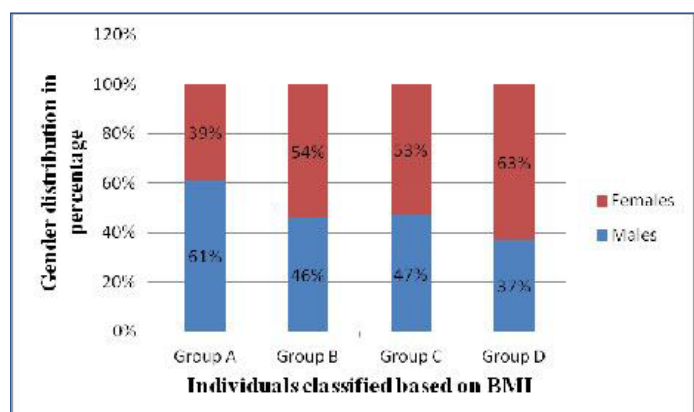
## RESULT

Out of 350 individuals, with mean age group of  $30 \pm 6.02$  years, based on BMI, [Table/Fig-1] Group A included 16% (56) of underweight individuals, Group B included 35% (123) normal subjects, Group C with 28% (97) of overweight individuals and Group D included 21% (74) of obese individuals.

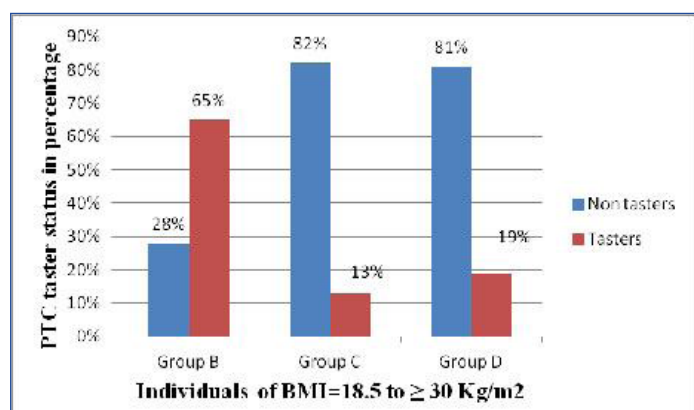
The percentage distribution of males and females included under the four groups. Among the 35% normal candidates (54% females



[Table/Fig-1]: Percentage distribution of individuals belonging to four groups



[Table/Fig-2]: Percentage distribution of males and females among the four groups



[Table/Fig-3]: Prevalence of non taster (NT) and taster (T) status among Group B (normal), group C (overweight) and group D (obese)

and 46% males) 28% were non tasters of PTC, 65% were tasters and 6% of individuals provided an ambiguous response. Among 28% overweight individuals (53% females and 47% males) 82% were non tasters, 13% were tasters and 4% individuals provided an ambiguous response. Out of 21% obese candidates (63% females and 37% males), 81% were non tasters and 19% were tasters of PTC [Table/Fig-2].

The prevalence rate of non taster and taster phenotype among normal, overweight and obese individuals is represented in. It indicates that non taster phenotype prevalence is increased among overweight and obese individuals as compared to their normal counterparts [Table/Fig-3].

## DISCUSSION

In this study, we found that the prevalence rate of taste blindness to PTC among obese individuals was higher compared to normal individuals. The prevalence of taste blindness among normal individuals was 28% and among obese individuals it was reported to be 81%. Our study supports the findings that a strong correlation exists between non tasters and obesity [19]. It is reported that the prevalence of PTC taster trait is high in case of non obese children when compared to overweight/ obese [20]. Additionally fast/junk foods are low in fiber, micronutrients and antioxidants which are responsible for weight gain [21].

The possible mechanism involved has genetic background, stating that the bitter taste receptors are encoded by 25-30 TAS2R genes, located on chromosomes 12p13, 7q34, and 5p15 [22]. The ligand specificity of TAS2Rs appears to be quite broad, consistent with their roles in detecting several bitter-tasting compounds [23]. One of these, TAS2R38 has been extensively characterized in human populations, and is responsive to the bitter stimuli of PTC. Single nucleotide polymorphisms (SNP) located within a linkage disequilibrium block of these genes account for the association of taste, food preference and increase in weight [23]. It is found that the tasters are also better in discriminating between high and low fat foods. Also in our study, we found more non tasters who are overweight/ obese compare to taster, which again lays emphasis on the choice of food and its relation with obesity.

Anatomical studies reported that tasters actually have more taste buds than non tasters [24] and another study has showed positive relationship between the bitter perception to the number of fungiform papillae [25] present on the anterior surface of tongue.

6-n-propylthiouracil (PROP), a compound structurally and chemically similar to PTC is also being extensively studied. It is shown that PROP non-tasters showed higher preferences for dietary fat (such as full-fat milk, high-fat salad dressings and sweet-fat dairy mixtures) [16,26,27] and consumed more servings of discretionary fats and high-energy foods per day than did tasters [27,28]. Finally, PROP tasters gave higher taste intensity ratings for linoleic acid, an essential polyunsaturated fatty acid, compared with PROP non-tasters [29].

Interestingly, a recent study reported that normal weight non-tasters of PROP compared to normal weight super-tasters, had lower circulating levels of both anandamide and 2-arachidonoylglycerol suggesting that lower levels of circulating endocannabinoids may counteract the tendency of non-tasters to overeat as a consequence of their higher disinhibition, (defined as a loss of control over eating in response to various types of stress and negative emotional states). Thus, the differences in endocannabinoid levels between super-tasters and non-tasters may represent a mechanism to regulate energy intake and normalize impaired feeding behavior [30].

Hence this study indicates that a greater percentage of non tasters are obese/overweight individuals, and thus are the high risk candidates prone for development of enormous non communicable diseases in future.

## CONCLUSION

This study implies that inherited sensitivity to bitter thiourea compounds, a stable and reliably measured trait, influences weight status in humans. Current studies raise more questions than they answer about the prospective role for genetic taste factors in medical health and disease, and the exact nature of this relationship remains to be elucidated. An improved understanding of the genetic basis of taste, including identification of the associated genes and DNA markers, will hasten up evolution in the field.

Hence, this simple PTC screening test could ultimately be used as part of a battery of tests to identify vulnerability factors and prevent obesity development and implement interventions and programs as early as possible.

## REFERENCES

- [1] Rohilla R, Rohilla J, Verma M. Adolescent obesity: a silent epidemic. *International Journal of Basic and Applied Medical Sciences*. 2013;3(2):320-24.
- [2] World Health Organization. Preventing chronic diseases: A vital investment. World Global Report. Geneva: World Health Organization; 2005.
- [3] Kumar NVRTP, Mohanta GP, Manna PK, Manavalan R. Body mass index-a diagnostic tool to assess obesity, *Indian Journal of Pharmacy Practice*. 2008; 2:81-83.
- [4] Raj M, Sundaram KR, Paul M, Deepa AS, Kumar RK. Obesity in Indian children: time trends and relationship with hypertension. *Natl Med J India*. 2007;20: 288-93.
- [5] Kotian MS, Kumar GS, Kotian SS. Prevalence and Determinants of Overweight and Obesity among Adolescent School Children of South Karnataka, India. *Indian J Community Med*. 2010;35:176-78.
- [6] Laxmaiah A, Nagalla B, Vijayaraghavan K, Nair M. Factors affecting prevalence of overweight among 12 to 17-year-old urban adolescents in Hyderabad, India. *Obesity (Silver Spring)*. 2007;15:1384-90.
- [7] Ackroff K, Bonacchi K, Magee M, Yiin YM, Graves JV, Sclafani A. Obesity by choice revisited: effects of food availability, flavor variety and nutrient composition on energy intake. *Physiol Behav*. 2007;92:468-78.
- [8] Bartoshuk LM, Duffy VB, Hayes JE, Moskowitz HR, Snyder DJ. Psychophysics of sweet and fat perception in obesity: problems, solutions and new perspectives. *Philos Trans R Soc Lond B Biol Sci*. 2006;361:1137-48.
- [9] Lindemann B. Taste reception. *Physiol Rev*. 1996;76:718-66.
- [10] Overberg J, Hummel T, Krude H, Wiegand S. Differences in taste sensitivity between obese and non-obese children and adolescents. *Arch Dis Child*. 2012; 97:1048-52.
- [11] Fox AL. Taste blindness. *Science*. 1931;73:14.
- [12] Kim V, Jorgenson E, Coon H, Leppert M, Risch N, Drayna D. Positional cloning of the human quantitative trait locus underlying taste sensitivity to phenylthiocarbamide. *Science*. 2003;299:1221-25.
- [13] Drewnowski A, Rock CL. The influence of genetic taste markers on food acceptance. *Am J Clin Nutr*. 1995;62:506-11.
- [14] Kalmus H. Genetics of taste. In: Beidler LM, ed. Handbook of sensory physiology. Vol 4(2). New York: Springer-Verlag, 1971:165-79.
- [15] Fischer R, Griffen F. "Taste blindness" and variations in taste threshold in relation to thyroid metabolism. *J Neuropsychol*. 1961;3:98-104.
- [16] Duffy VB, Bartoshuk LM. Food acceptance and genetic variation in taste. *J Am Diet Assoc*. 2000;100:647-55.
- [17] Merton BB. Taste sensitivity to PTC in 60 Norwegian families with 176 children. Confirmation of the hypothesis of single gene inheritance. *Ada Genet*. 1958;8:114-28.
- [18] CDC growth charts: United States Advance data from vital and health statistics. No.314 National Center for Health Statistics: Atlanta. 2000.
- [19] Shivaprasad HS, Chaithra PT, Kavitha P, Malini SS. Role of Phenylthiocarbamide in predicting the predisposition of disease traits in humans. *J Nat Sc Biol Med*. 2012;3:43-47.
- [20] Saraswathi YS, Najafi M, Vineeth VS, Kavitha P, Suttur S, Malini SS. Association of phenylthiocarbamide taste blindness trait with early onset of childhood obesity in Mysore. *Journal of Paramedical Sciences (JPS) Autumn*. 2011;2(4):6-11.
- [21] Bevely J, Tepper BJ. 6-n-Propylthiouracil: A genetic marker for taste with Implication for Food Preference and dietary habits. *Am J Hum Genet*. 1998;63:1271-76.
- [22] Grimm ER, Steinle NI. Genetics of eating behavior: established and emerging concepts. *Nutrition Reviews*. 2011;69(1):52-60.
- [23] Sausenthaler S, Rzehak P, Wichmann HE, Heinrich J. Lack of relation between bitter taste receptor TAS2R38 and BMI in adults. *Obesity (Silver Spring)*. 2009;17:937-38.
- [24] Volkens N. Gene For Bitter Taste Could Be Due To Smoking And Eating Behavior. *Intell Health News Service*. 2003.
- [25] Hayes JE, Bartoshuk LM, Kidd JR, Duffy VB. Supertasting and PROP bitterness depends on more than the TAS2R38 gene. *Chemical Senses*. 2008;33:255-65.
- [26] Hayes JE, Duffy VB. Revisiting sugar-fat mixtures: Sweetness and creaminess vary with phenotypic markers of oral sensation. *Chem Senses*. 2007;32:225-36.
- [27] Keller KL, Steinmann L, Nurse RJ, Tepper BJ. Genetic taste sensitivity to 6-n-propylthiouracil influences food preference and reported intake in preschool children. *Appetite*. 2002;38:3-12.
- [28] Tepper BJ, Neilland M, Ullrich NV, Koelliker Y, Belzer LM. Greater energy intake from a buffet meal in lean, young women is associated with the 6-n-propylthiouracil (PROP) non-taster phenotype. *Appetite*. 2011;56:104-10.
- [29] Ebba S, Abarintos RA, Kim DG, Tiyouh M, Stull JC, Movallia A, et al. The examination of fatty acid taste with edible strips. *Physiol Behav*. 2012;106:579-86.
- [30] Tepper BJ, Banni S, Melis M, Crnjar R and Barbarossa IT. Genetic Sensitivity to the Bitter Taste of 6-n-Propylthiouracil (PROP) and Its Association with Physiological Mechanisms Controlling Body Mass Index (BMI). *Nutrients*. 2014;6:3363-81.

### PARTICULARS OF CONTRIBUTORS:

1. Assistant Professor, Department of Physiology, Sri Manakula Vinayagar Medical College and Hospital, Puducherry, India.
2. Professor, Department of Obstetrics and Gynecology, Sree Lakshmi Narayana Institute of Medical Sciences, Puducherry, India.
3. Assistant Professor, Department of Physiology, Sree Lakshmi Narayana Institute of Medical Sciences, Puducherry, India.
4. Assistant Professor, Department of Physiology, Sree Lakshmi Narayana Institute of Medical Sciences, Puducherry, India.
5. Associate Professor, Department of Physiology, Sri Manakula Vinayagar Medical College and Hospital, Puducherry, India.
6. Assistant Professor, Department of Physiology, Sri Manakula Vinayagar Medical College and Hospital, Puducherry, India.

### NAME, ADDRESS, E-MAIL ID OF THE CORRESPONDING AUTHOR:

Dr. Deepika V,  
Assistant Professor, Department of Physiology, Sri Manakula Vinayagar Medical College and Hospital,  
Kaliherthalkuppam, Puducherry – 605107, India.  
E-mail: deepy843@gmail.com

Date of Submission: **Oct 26, 2014**  
Date of Peer Review: **Mar 08, 2015**  
Date of Acceptance: **Mar 23, 2015**  
Date of Publishing: **May 01, 2015**

FINANCIAL OR OTHER COMPETING INTERESTS: None.