



OPEN ACCESS

ORIGINAL ARTICLE

Dynamics of non-cohabiting sex partnering in sub-Saharan Africa: a modelling study with implications for HIV transmission

Ryosuke Omori,^{1,2,3} Hiam Chemaitelly,² Laith J Abu-Raddad^{2,3,4}

► Additional material is published online only. To view please visit the journal online (<http://dx.doi.org/10.1136/sextrans-2014-051925>).

¹Division of Bioinformatics, Research Center for Zoonosis Control, Hokkaido University, Sapporo, Hokkaido, Japan
²Infectious Disease Epidemiology Group, Weill Cornell Medical College—Qatar, Cornell University, Qatar Foundation—Education City, Doha, Qatar

³Department of Healthcare Policy and Research, Weill Cornell Medical College, Cornell University, New York, New York, USA

⁴Vaccine and Infectious Disease Division, Fred Hutchinson Cancer Research Center, Seattle, Washington, USA

Correspondence to

Dr Ryosuke Omori, Division of Bioinformatics, Research Center for Zoonosis Control, Hokkaido University, North 20, West 10, Kita-ku, Sapporo, Hokkaido 001-0020, Japan; omori@czc.hokudai.ac.jp

Received 24 October 2014

Revised 24 January 2015

Accepted 14 February 2015

Published Online First

6 March 2015



Open Access
Scan to access more
free content



CrossMark

To cite: Omori R, Chemaitelly H, Abu-Raddad LJ. *Sex Transm Infect* 2015;**91**:451–457.

ABSTRACT

Objective To develop an analytical understanding of non-cohabiting sex partnering in sub-Saharan Africa (SSA) using nationally representative sexual behaviour data.

Method A non-homogenous Poisson stochastic process model was used to describe the dynamics of non-cohabiting sex. The model was applied to 25 countries in SSA and was fitted to Demographic and Health Survey data. The country-specific mean values and variances of the distributions of number of non-cohabiting partners were estimated.

Results The model yielded overall robust fits to the empirical distributions stratified by marital status and sex. The median across all country-specific mean values was highest for unmarried men at 0.574 non-cohabiting partners over the last 12 months, followed by that of unmarried women at 0.337, married men at 0.192 and married women at 0.038. The median of variances was highest for unmarried men at 0.127, followed by married men at 0.057, unmarried women at 0.003 and married women at 0.000. The largest variability in mean values across countries was for unmarried men (0.103–1.206), and the largest variability in variances was among unmarried women (0.000–1.994).

Conclusions Non-cohabiting sex appears to be a random 'opportunistic' phenomenon linked to situations that may facilitate it. The mean values and variances of number of partners in SSA show wide variation by country, marital status and sex. Unmarried individuals have larger mean values than their married counterparts, and men have larger mean values than women. Unmarried individuals appear to play a disproportionate role in driving heterogeneity in sexual networks and possibly epidemiology of sexually transmitted infections.

INTRODUCTION

The disease burden of sexually transmitted infections (STIs) including HIV is a major public health challenge for developed and developing countries.¹ Since STIs propagate through sexual contact, understanding the dynamics of STI transmission in human populations is predicated on a satisfactory understanding of the patterns of sexual partnering and structure of sexual networks.^{2–4} This understanding however is challenged by the difficulty in quantifying the different facets of sexual behaviour and complexity of sexual networks.⁵

The theoretical underpinnings of sexual partnership dynamics have received much attention in the last two decades.^{2–8} An underlying philosophy of this line of investigation was to identify the

plausible and testable stochastic processes that can explain the observed patterns of sexual partnering.⁶ The strengths of this research were in elucidating causal mechanisms that can generate the macrobehaviour of individual actors and in potentially furnishing methodologies for estimating measures of interest to inform practical applications.⁶

Building on this progress, we describe here a stochastic process model for understanding the dynamics of non-cohabiting heterosexual sex partnering. The focus of our approach however is not theoretical, but pragmatic: our immediate aim is to use existing sexual behaviour data to generate inferences about structure of sexual networks and to map patterns of non-cohabiting sex across sub-Saharan Africa (SSA), the region most affected by the HIV epidemic. Accordingly, we present an estimation methodology for characterising non-cohabiting sex partnering and apply it to 25 countries in SSA using nationally representative data, that of the Demographic and Health Surveys (DHS).⁹

Since the majority of HIV incidence in SSA is estimated to arise outside the context of marital or cohabiting partnerships,^{10–11} our study contributes to improved understanding of HIV epidemiology in this continent. More broadly, this empirically driven understanding of non-cohabiting sex has the potential to empower future epidemiological analyses at the heart of the intersection between population sexual behaviour and STI epidemiology. Such analyses may use different methodological approaches, among them statistical analysis and mathematical modelling, and may address a variety of open scientific questions.

METHODS**Conceptual framework and mathematical model**

We assumed that the formation or dissolution of a non-cohabiting sex partnership follows a Poisson stochastic process. Specifically, we assumed that there is a fixed hazard per unit time to form a partnership. If a partnership is formed, there is also a different fixed hazard per unit time for this partnership to be dissolved. Therefore, the equilibrium distribution of the number of non-cohabiting partners for an individual in the population (individual 'x') is described by

$$F_x \equiv \text{Poisson} \left(\frac{p_x}{\mu_x} \right). \quad (1)$$

Here, Poisson denotes the Poisson distribution, p_x denotes the probability of a partner acquisition for

individual 'x' per unit time and μ_x denotes that for partnership dissolution. The equilibrium here is a dynamic equilibrium of the underlying behavioural process,^{6 12} the equilibrium solution of the Kolmogorov forward equation for the stochastic process (Derivation S1 in the online supplementary appendix).

Figure 1A illustrates a number of non-cohabiting partnerships recorded by a cross-sectional survey, such as that of the DHS, at some time $t_1=t_0+T$. Here, T is the survey's target reporting period, normally 12 months in the DHS, where participants are asked about the number of non-cohabiting partners they have had over the last 12 months. Each participant would report his/her total number of non-cohabiting partners during T, that is, between the beginning of the survey's target period at t_0 and the time of the actual survey at t_1 . The total number of reported partners for each individual is given by the sum of the number of partners at t_0 (denoted by white circles in figure 1A and described by the distribution F_x) and the number of newly formed partners during T (denoted by black circles in figure 1A). The latter is described by the distribution:

$$H_x \equiv \text{Poisson}(p_x T). \quad (2)$$

Accordingly, the distribution of the total number of partners over T for individual 'x' is given by:

$$D_x \equiv \text{Poisson}\left(p_x \left(\frac{1}{\mu_x} + T\right)\right), \quad (3)$$

and the expected value of the total number of partners is given by:

$$E_x = p_x \left(\frac{1}{\mu_x} + T\right). \quad (4)$$

Human sexual behaviour is marked by heterogeneity. Informed by empirical data and previous theoretical work,^{2 3 6 8} and to accommodate wider flexibility,⁶ we assumed that the population distribution of the individual mean values of the number of partners follows a gamma distribution with k and θ parameters:

$$Z_p \equiv \text{Gamma}(k, \theta). \quad (5)$$

The parameter k determines the shape of the gamma distribution with different values generating a variety of shapes. The parameter θ scales the distribution.

Based on the above description, the distribution of the reported number of partners in a cross-sectional survey is given by:

$$Q_s \equiv \text{Poisson}(E_x \sim \text{Gamma}(k, \theta)) = \text{NB}(k, \frac{1}{1+\theta}), \quad (6)$$

where $\text{NB}(k, 1/1 + \theta)$ denotes the negative-binomial distribution parameterised by k and $1/(1+\theta)$. $\text{NB}(k, 1/1 + \theta)$ provides the distribution of the number of failures until k successes in Bernoulli trials where the success probability is $1/(1+\theta)$. The theoretical links between all of these distributions are illustrated in figure 1B.

Estimation of distribution parameters

According to the above analysis, it is possible to characterise non-cohabiting sex partnership formation and dissolution in a population using only two parameters: k and θ ; the shape and scale parameters of the Z_p distribution. We estimated these parameters stratified by marital status and sex for 25 countries in SSA using DHS data. We also calculated, through these

parameters, the country-specific mean values ($k\theta$) and variances ($k\theta^2$) of the number of partners over the last 12 months.

k and θ were estimated using a maximum likelihood method of the function:

$$L(k, \theta) = \prod_x \text{pmf}\left(\text{NB}(k, \frac{1}{1+\theta}), x\right). \quad (7)$$

Here, $\text{pmf}(\text{NB}(k, 1/1 + \theta), x)$ denotes the probability mass function of the Q_s distribution conditioned on the observed outcome of the number of partners for individual 'x'. The maximum likelihood estimation was implemented in MATLAB¹³ using the *nbinfit* function. In occasions when the empirical mean was larger than that of variance, the negative-binomial function was replaced by its limit as a Poisson function, and the maximum likelihood estimation was performed using the *poissfit* function. The 95% CIs for the mean values and variances were calculated by bootstrap resampling.

Model fitting

The model was fitted using data from the most recent DHS round for all countries with DHS data in SSA. DHS are nationally representative household surveys that collect individual-level demographic and health data.⁹ We analysed a total of 25 countries: Burkina Faso (2010), Burundi (2010), Cameroon (2011), Democratic Republic of Congo (2007), Congo-Brazzaville (2009), Cote d'Ivoire (2012), Ethiopia (2011), Ghana (2003), Guinea (2005), Kenya (2008–2009), Lesotho (2009), Liberia (2007), Malawi (2010), Mali (2006), Mozambique (2009), Niger (2006), Rwanda (2010), Sao Tome and Principe (2008–2009), Senegal (2010–2011), Sierra Leone (2008), Swaziland (2006–2007), Tanzania (2012), Uganda (2011), Zambia (2007) and Zimbabwe (2011).

We defined a non-cohabiting sexual partnership as any reported sexual encounter between a man and a woman outside marriage or cohabitation. For each country, we extracted the empirical distribution of the number of non-cohabiting partners over the last 12 months stratified by marital status (married/unmarried) and sex (male/female). Descriptive statistics for these distributions can be found in online supplementary table S1.

RESULTS

For the majority of countries and subpopulations, our model-predicted distributions matched the empirical DHS distributions (figure 2A and online supplementary figures S1–S4). For few countries, however, the number of non-cohabiting partners reported by unmarried men and women showed a peak in frequency at one (ie, when a single partner was reported). This peak at one was not captured by the model in these countries, although overall the predicted distributions still matched well the empirical distributions (figure 2B and online supplementary figures S2 and S4).

There was heterogeneity with respect to marital status and sex in the model-estimated mean values for number of partners and associated 95% CIs. Unmarried men and women showed larger mean values and wider 95% CIs than their married counterparts (figure 3). Men showed larger mean values and wider 95% CIs than women (figure 3). The median across all country-specific mean values was highest for unmarried men at 0.574 partners over the last 12 months, followed by that of unmarried women at 0.337 and then that of married men at 0.192. Married women had the lowest median across SSA at 0.038 partners.

The estimated mean values varied also across countries. The largest variability was among unmarried men ranging from 0.103 to 1.206 partners. The range for unmarried women was

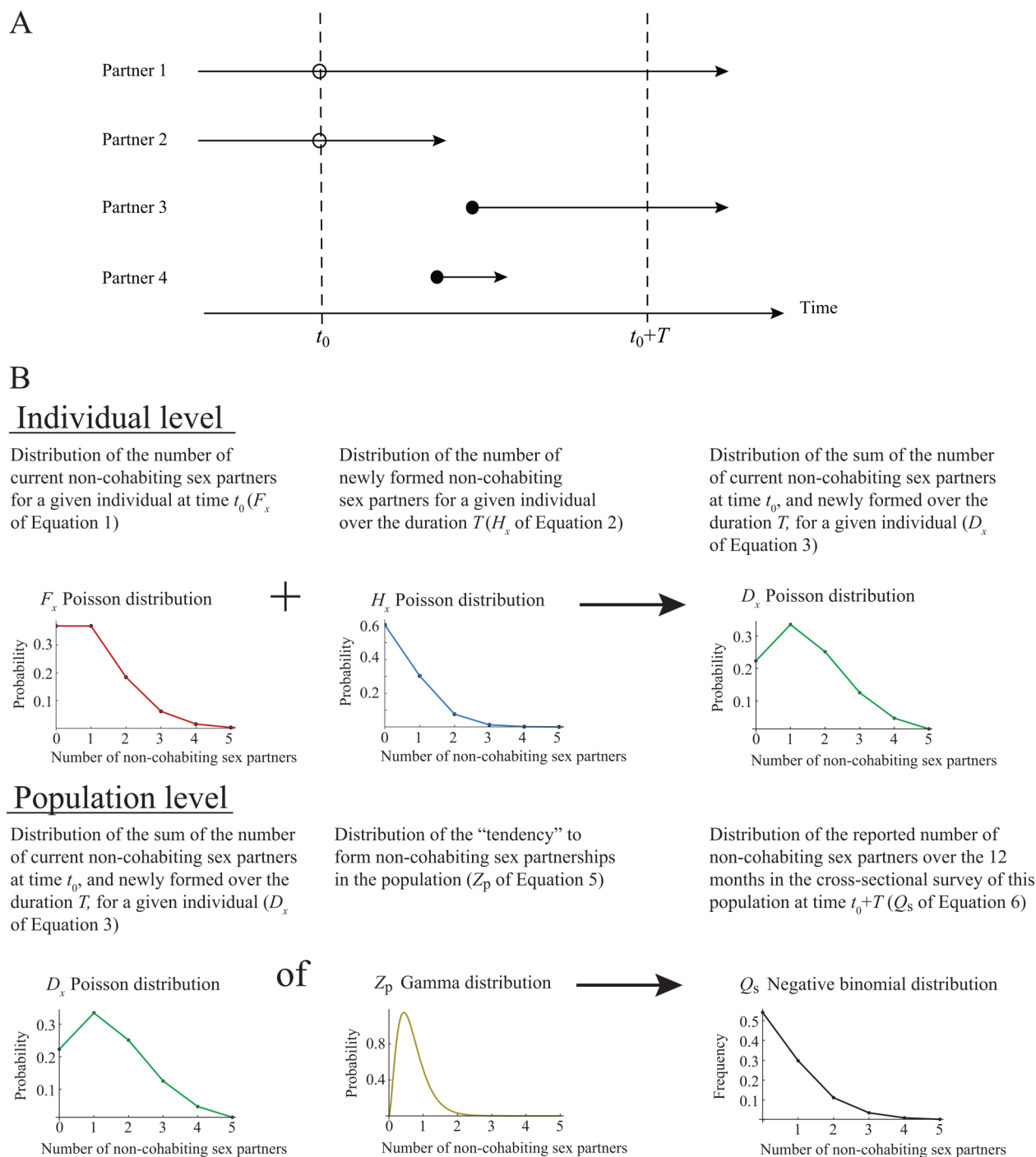


Figure 1 Illustration of how a cross-sectional survey can assess the number of non-cohabiting sex partners during a specified duration ‘ T ’. (A) Schematic diagram illustrating the process of non-cohabiting sex partnership formation for an individual in a population. The white circles indicate the number of partners at the beginning of the survey’s target period ‘ t_0 ’. The black circles indicate the number of newly acquired partners over the survey’s target period ‘ T ’ following t_0 . The survey asks participants about the number of non-cohabiting sex partners over T (normally the last 12 months). Each arrow indicates the partnership duration. (B) A schematic diagram of the conceptual framework for the stochastic process model used to characterise the distribution of the reported number of non-cohabiting sex partners over the last 12 months.

0.059 to 0.810. The ranges for married men and women were 0.009 to 0.549 and 0.003 to 0.098, respectively.

The model-estimated variances also exhibited heterogeneity with respect to marital status and sex. Men showed overall larger variances and wider 95% CIs than women (figure 4). Unmarried men showed overall larger variances than married men. Unmarried and married women showed very small variances. The median across all country-specific variances was

highest for unmarried men at 0.127 followed by married men at 0.057. The medians for unmarried and married women were 0.000 and 0.003, respectively (figure 4).

The model-estimated variances also varied across countries. The largest variability was observed among unmarried women (ranging from 0.000 to 1.994), followed by unmarried men (0.000 to 1.580), married men (0.002 to 0.908), and lastly married women (0.000 to 0.153).

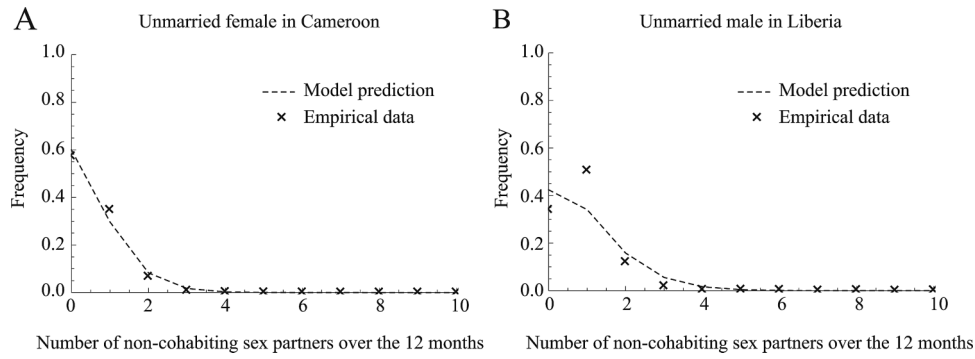


Figure 2 Illustration of the model fits of empirical distributions. (A) An example of a robust model fit of the number of non-cohabiting sex partners over the last 12 months. Robust fits were found for the majority of countries. (B) An example of a non-optimal model fit of the number of non-cohabiting sex partners over the last 12 months. Less than optimal fits were found for only unmarried men and women in few countries. All fits stratified by marital status and sex in the 25 studied countries in sub-Saharan Africa can be found in online supplementary figures S1–S4.

The model-estimated coefficients of variation (CV) also varied across countries. The largest variability was observed among married women (ranging from 0.000 to 20.324), followed by

unmarried women (0.000 to 7.415), married men (0.555 to 5.845), and lastly unmarried men (0.000 to 2.857). Among the 25 countries, the model-estimated CV was equal to zero in zero

Figure 3 Estimated mean values and associated 95% CIs of the number of non-cohabiting sex partners over the last 12 months stratified by marital status and sex in 25 countries in sub-Saharan Africa. Detailed information on the empirical measures can be found in online supplementary table S1.

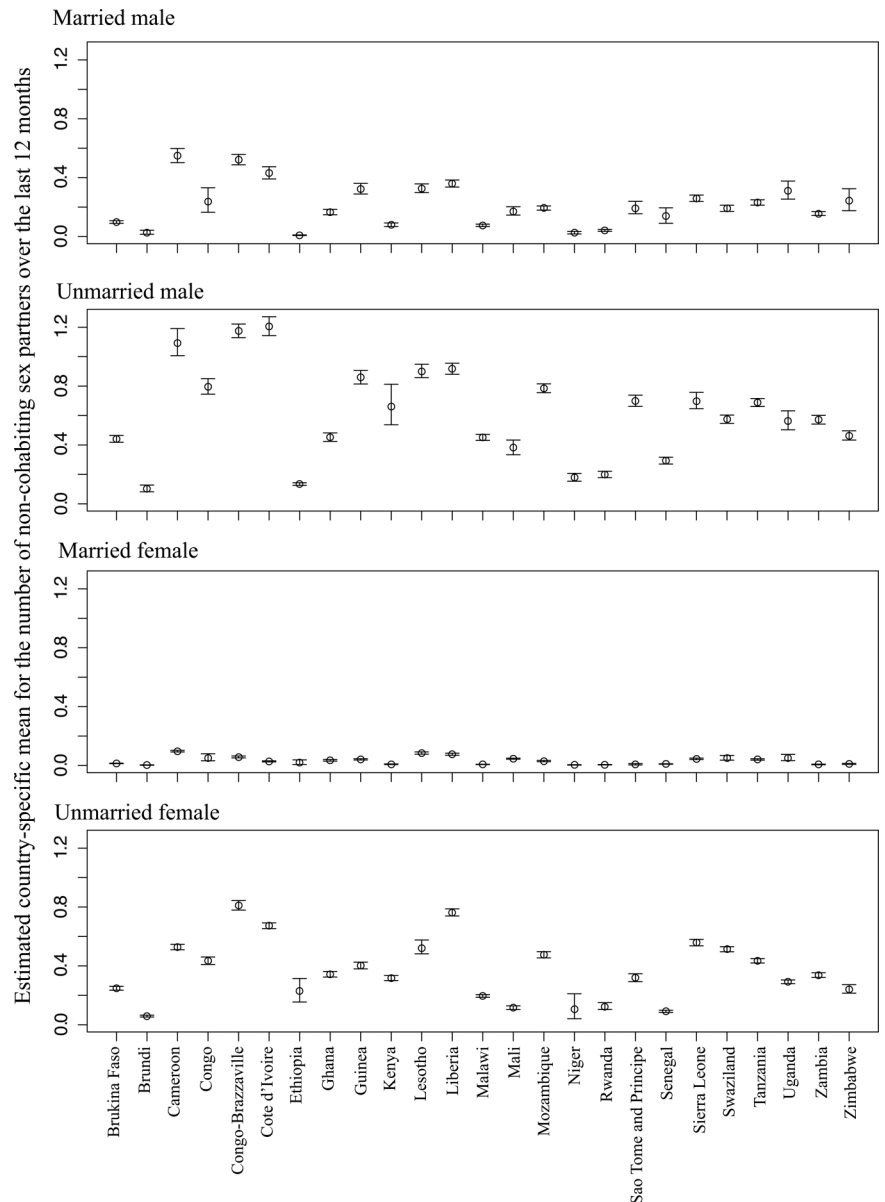
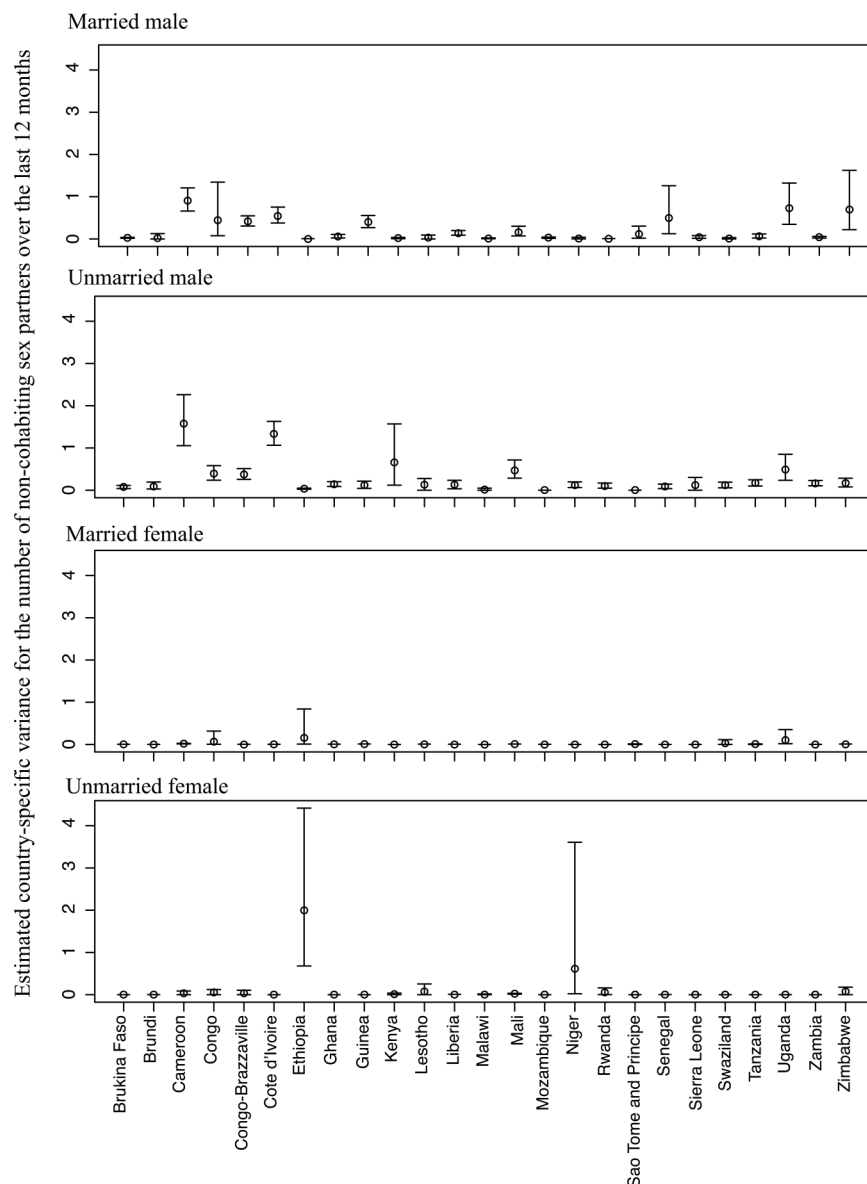


Figure 4 Estimated variances and associated 95% CIs of the number of non-cohabiting sex partners over the last 12 months stratified by marital status and sex in 25 countries in sub-Saharan Africa. Detailed information on the empirical measures can be found in online supplementary table S1.



country for married men, two countries for unmarried men, four countries for married women, and 14 countries for unmarried women.

DISCUSSION

We described an analytical framework for understanding and characterising the process of non-cohabiting sex partnership formation and dissolution. We applied this methodology to 25 countries in SSA to derive the distribution of the number of sex partners over the last 12 months and to estimate summary statistics for each of married and unmarried men and women. Accordingly, we provided an overall mapping of the patterns of non-cohabiting sex partnering across much of SSA.

Our theoretical approach was expressed in terms of a parsimonious stochastic process model that included only two fitting parameters. The model-predicted distributions fitted the empirical distributions for the majority of countries. The agreement between the predicted and empirical distributions was remarkable in all four studied strata including married and unmarried men and married and unmarried women.

The ability of this model to reproduce the empirical distributions suggests that at least the gross features of non-cohabiting

sex networking, which is believed to be a complex phenomenon,⁸ can be understood in terms of few rules dictating a simple and identifiable stochastic process. Our findings therefore add an insight to our understanding of premarital and extramarital sexuality.

These results suggest that there is a propensity to acquire non-cohabiting sex partners for any individual in a population, but the strength of this propensity varies from one individual to another. It seems that non-cohabiting sex is a random 'opportunistic' phenomenon whose expression is constrained by the circumstances of each individual. Past does not appear to be a crucial factor (Poisson process), but the social context of the individual, along with personal attributes and beliefs system, matter. The large heterogeneity in individual contexts in a society creates a distribution of 'opportunities' to engage in non-cohabiting sex, and this distribution appears to follow the shape of that of a gamma distribution.

Since human societies generally regard non-cohabiting sex as socially undesirable, this limits the latitude for engagement in sex outside sanctioned marriage. When an opportunity arises for non-cohabiting sex in the absence of serious perceived negative consequences, non-cohabiting sex may occur. If this

interpretation is valid, men should engage more in non-cohabiting sex than women, since female sexuality is globally more socially constrained, and unmarried individuals should engage in non-cohabiting sex more so than married individuals. Just as there is a distribution of 'opportunities' within any society, and given the diversity of human societies, there should be also variability across societies in the 'mean opportunity' to engage in non-cohabiting sex.

This interpretation is consistent with the results of our analyses. The model-estimated mean values and variances of the number of non-cohabiting partners suggest wide variation by country, sex and marital status. The mean values across countries varied by as much as an order of magnitude, and men had larger variances than women. Unmarried men and women had much larger mean values of partners than their married counterparts. While married men still reported considerable non-cohabiting sex, this was not the case for married women.

Other evidence appears also to support such understanding of non-cohabiting sex. Non-cohabiting sex is associated empirically with 'possibility factors',¹⁴ such as time spent apart in a spousal or cohabiting partnership (eg, through occupational travel), less reliance of women on men for their livelihood or living in higher population densities.¹⁴⁻¹⁶ Our findings are also in agreement with previous studies examining the statistical properties of different sexual partnership distributions. These studies have shown that non-homogenous Poisson models, just as the one described here, produce optimal fits of empirical data.^{6 8 17}

Our results suggest a disproportionate role for unmarried individuals in driving heterogeneity in sexual networks, at least in SSA. This is probably not surprising considering that close to half of HIV incidence in SSA occurs among young adults, possibly through non-cohabiting sex.^{18 19} However, the small mean values and limited variances for women, especially those married, do not seem to be compatible with the comparable HIV prevalence among men and women,⁹ and the nearly equal probability for both sexes to be the index partner in an HIV serodiscordant couple in SSA.^{20 21} This may suggest under-reporting of non-cohabiting sex or participation bias among women. This suggestion is plausible considering the challenges of sexual-behaviour data collection,⁵ gender differentials in reporting of sexual behaviour²² and biomarker studies showing under-reporting of recent unprotected intercourse by women.^{23 24} There is also evidence that sexual behaviour surveys may not be capturing high sexual risk women such as commercial sex workers.^{22 25}

Furthermore, both the estimated mean values and variances of non-cohabiting sex in all strata seem lower, in light of global measures,²⁶ than what would be expected in a context of such high HIV prevalence in SSA.⁹ Mathematical modelling suggests that high variance in sexual behaviour is essential to explain the size of the HIV epidemics seen in SSA.^{3 8} This further suggests reporting or participation bias in the surveys which may have, along with censorship of large number of sexual partners, altered the tail of the empirical distributions for the number of partners. This also possibly explains the outlier variances seen in few countries (figure 4). Such limitations in self-reported data may influence the explanatory power of sexual behaviour analyses including those presented here. The availability of detailed and objective sexual behaviour data in the future, such as with the addition of biomarkers,²⁷ may facilitate a more refined and in-depth understanding of non-cohabiting sex.

For few countries, the model did not yield optimal fits to the empirical distributions for unmarried men and women, as it failed to capture a peak in frequency at one (see online

supplementary figures S2 and S4). The DHS question that enquires about non-cohabiting sex does not distinguish between long-term and short-term non-cohabiting partnerships.⁹ This peak at one may reflect a tendency among unmarried individuals in a few countries to engage in a single long-term non-cohabiting partnership. Potential ambiguity in the definition of non-cohabiting sex for some individuals may also contribute to explaining this peak at one.

The overall excellent agreement between model predictions and empirical data cannot exclude the possibility that other stochastic process models, with varying assumptions, may fit equally well the empirical distributions. It has been shown that sexual partnership distributions can be described using different stochastic process models,^{6 8} and that there may not be a unitary process underlying the formation of sexual networks.⁶ For example, it is conceivable that there could be penalties for acquiring multiple concurrent partners, and therefore the Poisson assumption may not be a realistic assumption with the addition of more partners. With only the gross features of sexual behaviour being captured in surveys, not to mention the known non-random biases in self-reported data,⁵ it is challenging to have a fine-grained understanding of the diverse human sexual networks.

Notably, capturing the tail of partner distributions, which disproportionately influences STI epidemiology,²⁸⁻³⁰ continues to be a difficult challenge.⁶ The tail plays a critical role in determining the variance, and thereby heterogeneity in sexual networks, but the information content at the tail is limited with the small number of participants reporting large number of partners even in large surveys.⁶ This challenge can be seen in the variability of the size of the variance CIs and in the variability of the model-estimated and survey variances across countries (figure 4 and online supplementary table S1). Nevertheless, our model appears to provide a satisfactory degree of precision and a practical description of non-cohabiting sex dynamics.

In conclusion, we described an analytical framework in terms of a parsimonious stochastic process model to characterise non-cohabiting sex partnering in SSA. The model-predicted distributions fitted nicely the empirical distributions for the majority of countries. The estimated mean values and variances of the number of non-cohabiting partners suggest wide variation by country, sex and marital status. Unmarried individuals, particularly unmarried men, appear to play a major role in driving heterogeneity in sexual networks. Unmarried men and women had much larger mean values of number of partners than their

Key messages

- ▶ Non-cohabiting sex partnering in human populations appears to be a random 'opportunistic' phenomenon and can be described by a simple stochastic process.
- ▶ Mean values and variances of the number of non-cohabiting sex partners in sub-Saharan Africa show wide variation by country, sex and marital status.
- ▶ Mean values and variances of sex partners, especially for women, appear to be smaller than what is expected in a context of large HIV epidemics.
- ▶ Unmarried men appear to play a disproportionate role in driving heterogeneity in sexual networks, and possibly epidemiology of sexually transmitted infections, in sub-Saharan Africa.

married counterparts. While married men still reported considerable non-cohabiting sex, this was not the case for married women. These findings add fresh insights to our understanding of premarital and extramarital sexuality and have the potential to empower further statistical and mathematical modelling analyses at the intersection between population sexual behaviour and STI epidemiology.

Handling editor Jackie A Cassell

Acknowledgements This paper was made possible by NPRP 5-752-3-177 from the Qatar National Research Fund (a member of Qatar Foundation). Additional support was provided by the Biostatistics, Epidemiology and Biomathematics Research Core at the Weill Cornell Medical College in Qatar. The statements made herein are solely the responsibility of the authors.

Contributors RO conceived the study, developed the mathematical model and performed the analyses. HC contributed to the data analyses. LJA-R led the conception and conduct of the study. All authors contributed to the interpretation of the results and drafting of the manuscript.

Competing interests None.

Provenance and peer review Not commissioned; externally peer reviewed.

Open Access This is an Open Access article distributed in accordance with the Creative Commons Attribution Non Commercial (CC BY-NC 4.0) license, which permits others to distribute, remix, adapt, build upon this work non-commercially, and license their derivative works on different terms, provided the original work is properly cited and the use is non-commercial. See: <http://creativecommons.org/licenses/by-nc/4.0/>

REFERENCES

- Holmes KK. *Sexually transmitted diseases*. 4th edn. New York: McGraw-Hill Medical, 2008.
- Ghani AC, Garnett GP. Risks of acquiring and transmitting sexually transmitted diseases in sexual partner networks. *Sex Transm Dis* 2000;27:579–87.
- Anderson RM, Medley GF, May RM, *et al*. A preliminary study of the transmission dynamics of the human immunodeficiency virus (HIV), the causative agent of AIDS. *IMA J Math Appl Med Biol* 1986;3:229–63.
- Morris M. Sexual networks and HIV. *AIDS* 1997;11:S209–16.
- Abu-Raddad LJ, Schiffer JT, Ashley R, *et al*. HSV-2 serology can be predictive of HIV epidemic potential and hidden sexual risk behavior in the Middle East and North Africa. *Epidemics* 2010;2:173–82.
- Handcock MS, Jones JH. Likelihood-based inference for stochastic models of sexual network formation. *Theor Popul Biol* 2004;65:413–22.
- Liljeros F, Edling CR, Amaral LA, *et al*. The web of human sexual contacts. *Nature* 2001;411:907–8.
- Hamilton DT, Handcock MS, Morris M. Degree distributions in sexual networks: a framework for evaluating evidence. *Sex Transm Dis* 2008;35:30–40.
- MEASURE DHS. Demographic and health surveys. Calverton: ICF Macro; 2012 [updated 2012; cited 2010 May 19]. <http://www.measuredhs.com/data/available-datasets.cfm>
- Chemaitelly H, Awad SF, Shelton JD, *et al*. Sources of HIV incidence among stable couples in sub-Saharan Africa. *J Int AIDS Soc* 2014;17:18765.
- Chemaitelly H, Shelton JD, Hallett TB, *et al*. Only a fraction of new HIV infections occur within identifiable stable discordant couples in sub-Saharan Africa. *AIDS* 2013;27:251–60.
- Pinsky M, Karlin S. *An introduction to stochastic modeling*. Academic press, 2010.
- MATLAB®. The Language of Technical Computing. 8.1.0.604 (R2013a) ed: The MathWorks, Inc, 2013.
- Træen B, Stigum H. Parallel sexual relationships in the Norwegian context. *J Community Appl Soc Psychol* 1998;8:41–56.
- Hrdy SB. The optimal number of fathers: evolution, demography, and history in the shaping of female mate preferences. *Ann N Y Acad Sci* 2000;907:75–96.
- Bellis MA, Hughes K, Hughes S, *et al*. Measuring paternal discrepancy and its public health consequences. *J Epidemiol Community Health* 2005;59:749–54.
- Jones JH, Handcock MS. An assessment of preferential attachment as a mechanism for human sexual network formation. *Proc Biol Sci* 2003;270:1123–8.
- Hallett TB, Zaba B, Todd J, *et al*. Estimating incidence from prevalence in generalised HIV epidemics: methods and validation. *PLoS Med* 2008;5:e80.
- Monasch R, Mahy M. Young people: the centre of the HIV epidemic. *World Health Organ Tech Rep Ser* 2006;938:15–41; discussion 317–41.
- Chemaitelly H, Cremin I, Shelton J, *et al*. Distinct HIV discordancy patterns by epidemic size in stable sexual partnerships in sub-Saharan Africa. *Sex Transm Infect* 2012;88:51–7.
- Guthrie BL, de Bruyn G, Farquhar C. HIV-1-discordant couples in sub-Saharan Africa: explanations and implications for high rates of discordancy. *Curr HIV Res* 2007;5:416–29.
- Catania JA, Gibson DR, Chitwood DD, *et al*. Methodological problems in AIDS behavioral research: influences on measurement error and participation bias in studies of sexual behavior. *Psychol Bull* 1990;108:339–62.
- Gallo MF, Behets FM, Steiner MJ, *et al*. Prostate-specific antigen to ascertain reliability of self-reported coital exposure to semen. *Sex Transm Dis* 2006;33:476–9.
- Minnis AM, Steiner MJ, Gallo MF, *et al*. Biomarker validation of reports of recent sexual activity: results of a randomized controlled study in Zimbabwe. *Am J Epidemiol* 2009;170:918–24.
- Fenton KA, Johnson AM, McManus S, *et al*. Measuring sexual behaviour: methodological challenges in survey research. *Sex Transm Infect* 2001;77:84–92.
- Wellings K, Collumbien M, Slaymaker E, *et al*. Sexual behaviour in context: a global perspective. *Lancet* 2006;368:1706–28.
- Abu-Raddad LJ, Nagelkerke N. Biomarkers for sexual behaviour change: a role for nonpaternity studies? *AIDS* 2014;28:1243–5.
- Boily MC, Masse B. Mathematical models of disease transmission: a precious tool for the study of sexually transmitted diseases. *Can J Public Health* 1997;88:255–65.
- Brunham RC, Plummer FA. A general model of sexually transmitted disease epidemiology and its implications for control. *Med Clin North Am* 1990;74:1339–52.
- Yorke JA, Hethcote HW, Nold A. Dynamics and control of the transmission of gonorrhoea. *Sex Transm Dis* 1978;5:51–6.