

## ORIGINAL ARTICLE

# The Astronomy of Africa's Health Systems Literature During the MDG Era: Where Are the Systems Clusters?

James F Phillips,<sup>a</sup> Mallory Sheff,<sup>a</sup> Christopher B Boyer<sup>a</sup>

The volume of literature on health systems in sub-Saharan Africa has been expanding since the 2000 MDG era. Focus has remained generally on categorical health themes rather than systems concepts. Topics such as scaling-up, organizational development, data use for decision making, logistics, and financial planning remain underrepresented. And quite surprisingly, implementation science remains something of a "black hole." But bibliometric evidence suggests there is a shift in focus that may soon address these gaps.

## ABSTRACT

Growing international concern about the need for improved health systems in Africa has catalyzed an expansion of the health systems literature. This review applies a bibliometric procedure to analyze the acceleration of scientific writing on this theme. We focus on research published during the Millennium Development Goal (MDG) era between 1990 and 2014, reporting findings from a systematic review of a database comprised of 17,655 articles about health systems themes from sub-Saharan African countries or subregions. Using bibliometric tools for co-word textual analysis, we analyzed the incidence and associations of keywords and phrases to generate and visualize topical foci on health systems as clusters of themes, much in the manner that astronomers represent groupings of stars as galaxies of celestial entities. The association of keywords defines their relative position, with the size of images weighted by the relative frequency of terms. Sets of associated keywords are arrayed as stars that cluster as "galaxies" of concepts in the knowledge universe represented by health systems research from sub-Saharan Africa. Results show that health systems research is dominated by literature on diseases and categorical systems research topics, rather than on systems science that cuts across diseases or specific systemic themes. Systems research is highly developed in South Africa but relatively uncommon elsewhere in the region. "Black holes" are identified by searching for terms in our keyword library related to terms in widely cited reviews of health systems. Results identify several themes that are unexpectedly uncommon in the country-specific health systems literature. This includes research on the processes of achieving systems change, the health impact of systems strengthening, processes that explain the systems determinants of health outcomes, or systematic study of organizational dysfunction and ways to improve system performance. Research quantifying the relationship of governance indicators to health systems strengthening is nearly absent from the literature. Long-term experimental studies and statistically rigorous research on cross-cutting themes of health systems strengthening are rare. Studies of organizational malaise or corruption are virtually absent. Trend analysis shows the emergence of organizational research on specific priority diseases, such as on HIV/AIDS, malaria, and tuberculosis, but portrays a lack of focus on integrated systems research on the general burden of disease. If health systems in Africa are to be strengthened, then organizational change research must be a more concerted focus in the future than has been the case in the past.

## INTRODUCTION

The global literature on health systems policy, implementation, and research has proliferated in recent decades.<sup>1</sup> In sub-Saharan Africa, investment in health systems development has been transformative,

generating a wide array of scientific and policy articles on problems encountered and lessons learned.<sup>2-6</sup>

This commitment to health systems development in Africa can be traced to modality innovations, disease-control initiatives, and vertical programs launched in the 1970s and 1980s.<sup>6</sup> The 1978 Alma Ata Conference catalyzed critically important health systems action and writing.<sup>7-9</sup> The subsequent focus of the international community on health systems integration, reform, and decentralization received impetus from international

<sup>a</sup> Columbia University, Mailman School of Public Health, Heilbrunn Department of Population and Family Health, New York, NY, USA. Correspondence to James F Phillips (james.phillips@columbia.edu).

partnerships. For example, the “sector-wide approach,” financed by the World Bank and other international initiatives,<sup>10</sup> influenced policies and program implementation throughout the region.<sup>11,12</sup> With the onset of the United Nations Millennium Development Goals (MDGs)<sup>13,14</sup> and corresponding concerns about capabilities of African countries to achieve them, donor assistance, funding, and priority programs directed attention to the need for health systems strengthening in sub-Saharan Africa.<sup>5,10–18</sup>

Private funding, particularly from the Bill and Melinda Gates Foundation,<sup>19</sup> has also been critical to the climate of support for health systems development. Global engagement with systems issues gained further traction in 2007, when an expert World Health Organization (WHO) panel developed a framework specifying essential components of health systems functioning comprised of 6 essential interdependent “building blocks.”<sup>20</sup>

This paper aims to take stock of this proliferation of financing, programming, and research that occurred in the wake of these historic milestones by conducting a bibliometric review of keywords associated with articles about health systems in sub-Saharan Africa published during the MDG era (1990–2014). Our aim is to clarify health systems themes emerging from the literature and gain insights that could address future research priorities and needs.

## METHODS

We applied a bibliometric procedure to analyze scientific writing on health systems in sub-Saharan Africa published between 1990 and 2014. The term “bibliometrics” is characterized by its originators as “the application of mathematical and statistical methods to books and other media of communications.”<sup>21</sup> (The term “scientometrics” is used interchangeably with the methods of bibliometrics.<sup>22</sup>) The assumption in conducting a thematic bibliometric analysis is that published literature directly reflects a body of scientific research and practice<sup>23</sup> and that words that co-exist within abstracts and keyword lists represent ideational associations that can be used to interpret underlying themes and concepts. Termed “co-word analysis,” scales and associations can be constructed that reduce the volume of terms into indices representing common themes.<sup>24</sup>

### Data Preparation

This analysis reviews publications published between January 1, 1990 and June 6, 2014 and

catalogued in the Elsevier Scopus database, one of the largest peer-reviewed citation libraries for science, technology, medicine, the arts, and humanities. We selected the Scopus database owing to its commitment to expert selection and assignment of indexed keywords to each article entry, including standardized Medical Subject Headings (MeSH) and Emtree medical terms (controlled vocabulary thesauri created by MEDLINE and Embase, respectively).<sup>25</sup> Articles, reviews, notes, editorials, articles in press, and book chapters containing terms of interest that appeared in the title, abstracts, or keyword lists were selected, conditional upon the mention of sub-Saharan Africa as a region or inclusion of at least one sub-Saharan African country or sub-region, allowing for linguistic or political contextual language commonly used.

For the purpose of this study, only index keywords selected by Scopus professional indexers were used, a procedure that avoids author-introduced indexing bias.<sup>25</sup> Terms used to search for literature relevant to the analysis encompassed “health system,” “health care system,” “health program,” and “health service,” mindful of the fact that many activities undertaken by health programs have systems implications, but with the specific goal of reviewing literature that explains, describes, or guides the development of health systems in sub-Saharan African countries. Terms that conveyed no analytical meaning such as “human,” “article,” “male,” or “female,” as well as countries that are not part of the sub-Saharan African region, were eliminated. Only indexed keywords with an occurrence of 10 or more were selected for analysis. This preparatory process improved data quality, minimized ambiguity, and enhanced logical coherence of results.

Further analysis was conducted to compare articles published prior to the MDG era with those published during the MDG era. For this comparison, we used a stricter keyword occurrence cutoff of 25 or more and also applied relevance scoring to obtain higher specificity in the time analysis. Data were then divided by publication date to create 2 libraries of articles published during the pre- and post-2000 periods: 1990–1999 and 2000–2014, respectively. The final libraries were loaded into the bibliometric visualization mapping software VOSviewer,<sup>26</sup> which calculates the optimal 2-dimensional scaling solution for the co-occurrence of the indexed keywords.

**Several historic milestones prompted a climate of support for health systems development in the global health field.**

**Bibliometric analysis applies mathematical and statistical methods to terms used in publications to understand underlying themes and concepts.**

## The VOSviewer Co-Word Optimization Procedure

Co-word analysis assumes that underlying themes in a field of publication are defined by patterns of keywords that appear in lists provided by each publication.<sup>27</sup> Thus, when a library of literature is analyzed, the ideas, concepts, and methods that constitute a field of knowledge are defined by clusters of keywords that reflect commonality within a field of scientific research.<sup>21–27</sup> Although the notion that associations can be used to define underlying indices of relationships is not new,<sup>28</sup> the application of these concepts to textual data is only recently gaining currency.<sup>1,21–24,26,27,29–34</sup>

Several alternative strategies for visualizing textual data are prevalent in the bibliometric literature.<sup>30,31</sup> Some, such as the VOSviewer software, incorporate features that generate bibliometric maps for visualizing keyword associations in ways that are analogous to the astronomer's depiction of objects in space:

- The frequency that terms appear defines the size of their visual representation as a labeled item.
- Their relative position in 2-dimensional space defines their relative association—all possible pairs of keywords that are commonly associated are positioned in close proximity of one another, and terms relatively unassociated with each other are mapped as remote from one another.
- Their clustering as sets of common colored keyword items define related conceptual domains, whereby sets of words that appear together more often in publications than can be attributed by chance share a common cluster of knowledge.

The relative position of keywords in a map is analogous to the concept of gravitation. The relative proximity of each possible pair is an index of the weight of their association, adjusting for all other possible associations in the keywords under study.

In practice, the operationalization of the mapping procedure applies optimization techniques to the positioning of groups of keywords in 2-dimensional space.<sup>33,34</sup> The VOSviewer software, used for the analysis presented in this paper, modifies the standard optimization procedure for multidimensional scaling to maximize the common variance defined by the relational positioning of keywords.<sup>34</sup> The VOS procedure

also uses a relevance score to enhance the identification of ideational galaxies.<sup>34</sup> The result of the computation process is a map in which terms that are relatively common to a general library of articles in an analysis appear at the center of a universe of knowledge, while keywords that are weakly associated are peripheral. By separating analyses by time of publication, clusters of terms defining galaxies can be created over successive time periods, allowing researchers to visualize changes in the thematic focus of research fields over time.

## Identifying Change Points in the Volume of Literature

In addition to the bibliometric analysis of keywords, we applied spline regression to test whether the publication volume trend changed over the MDG period relative to the trend in the 1990s. The term “spline regression” refers to an econometric method for testing hypotheses that a time series trajectory has changed at a discrete point in time. The method estimates the relative slope of trajectories and the point in time that a significant disjuncture occurred.<sup>35</sup> To pursue this analysis, “change points” are statistically defined in the pace of health systems publications in sub-Saharan Africa during the period of 1990 to 2013. We excluded 2014 on the basis of incompleteness. Our motivation for pursuing this line of inquiry was to divide the literature into time groups representing citations published before and after these “change points” so that they may be thematically mapped using the VOSviewer software. These thematic maps, in turn, could clarify how the pace of health systems research changed over time in response to key events. To identify significant “change points,” we used spline regression models of the form:

$$y_i = \hat{\beta}_0 + \hat{\beta}_1 x_i + \hat{\beta}_2 (x_i - T_0) u_i + \epsilon_i$$

where,

$y_i$  = The number of publications in year  $i$

$x_i$  = Integer year of publication tally

$T_0$  = The potential change point year

$u_i$  = A step function which is equal to 0 if  $x_i < T_0$  and is equal to 1 if  $x_i = T_0$ .

$\epsilon_i$  = An error term for year  $i$

Spline knot values from 1991 to 2012 were estimated and compared using Akaike's Information Criterion (AIC).<sup>36</sup> The knot from the model with the lowest AIC was selected as the

“changepoint.” We then applied splines of increasing polynomial order to optimize fit. This procedure permitted appraisal of whether the advent of the MDGs in 2000–2001 accelerated the pace of publication through inference on the models with knots at 2001. An estimate for  $\beta_2$  that is positive and significantly different than zero is indicative of an acceleration. This hypothesis was tested using t-tests and an  $\alpha = .05$  level of significance.

## Hypotheses

Hypotheses guiding this analysis are implied by keywords that are associated with global frameworks for cross-cutting issues in health systems research and policy. In particular, the WHO health systems building blocks define essential capabilities for sustaining and strengthening health systems functioning (Table).<sup>20</sup> We posited that the health systems literature emerging from Africa would reflect this consensus, with clusters of keywords corresponding to the 6 WHO building blocks. Moreover, there are essential elements of successful health care functioning that define consensus thinking about the essential elements of successful primary health care in Africa. These include research on the quality of care, effective communication within systems and with the population served, effective organizational functioning, appropriate capabilities to use and scale-up innovation, means of adapting systems to social contexts, and strategies for maximizing access to essential care through scaling-up innovation or organizational reform (Table).<sup>1,23</sup> Bibliometric maps are expected to visualize clustering, centrality, and ideational content that reflect these compelling appeals for “systems thinking.”<sup>2–5,37–53</sup> We therefore posited that the 10 themes outlined in the Table would be reflected in bibliometric estimates of relationships comprising keywords in our database.

## Limitations

No bibliometric map is an exact representation of reality. Restricting the textual complexity of an entire body of scientific knowledge to size, color, and distance displayed across 2 dimensions will always be a simplification of the governing web of relationships portrayed. However, the bibliometric map represents an exploratory tool that can suggest associations, in analogy to the correlations that can be calculated in statistical analyses. Just as correlations are associations that

are not necessarily causally defined, bibliometric associations and clusters are exploratory rather than explanatory.

The VOSviewer assumes that a web of co-occurrence can be adequately captured in 2 dimensions. In fact, multidimensional spatial analysis may be required for a given investigation, particularly if concepts and issues under investigation are too complex to define in the restrictive assumptions that the procedure employs.

A further limitation concerns mapping bias that could arise from our choice of a cutoff for keyword occurrence. Inclusion of all keywords contributes “noise” that arises from the tendency of authors or Scopus reviewers to list synonyms as separate keywords. We have attempted to eliminate obvious redundancy, but the inclusion of all keywords, no matter how rare their occurrence may be, obfuscates rather than clarifies the visualization process. We have determined that limiting the analysis to keywords that appear at least 25 times in the articles under review is consistent with the goal of analyzing nearly all of the articles in the library. Lower cutoff values would not add articles to the analysis.

Health systems development often involves donor-funded projects and consortia that produce manuals, conferences, reports, and web-based products that are unpublished and unindexed by Scopus or other citation databases. Published papers may inadequately represent the health systems contribution of unpublished reports.<sup>54</sup> However, the focus of our review remains the products of scientific and policy teams and their peer-reviewed publications.

A final limitation concerns the challenge of representing the results of data visualization in publication-based maps. The number of keywords and their relationship is an intractable problem of graphics. To address this challenge, we present our results at <http://arches.columbia.edu/health-systems-research/> in a format that permits viewers to explore results, expand displays, and examine relationships within clusters with the same degree of flexibility that the authors have been equipped by VOSviewer to pursue.

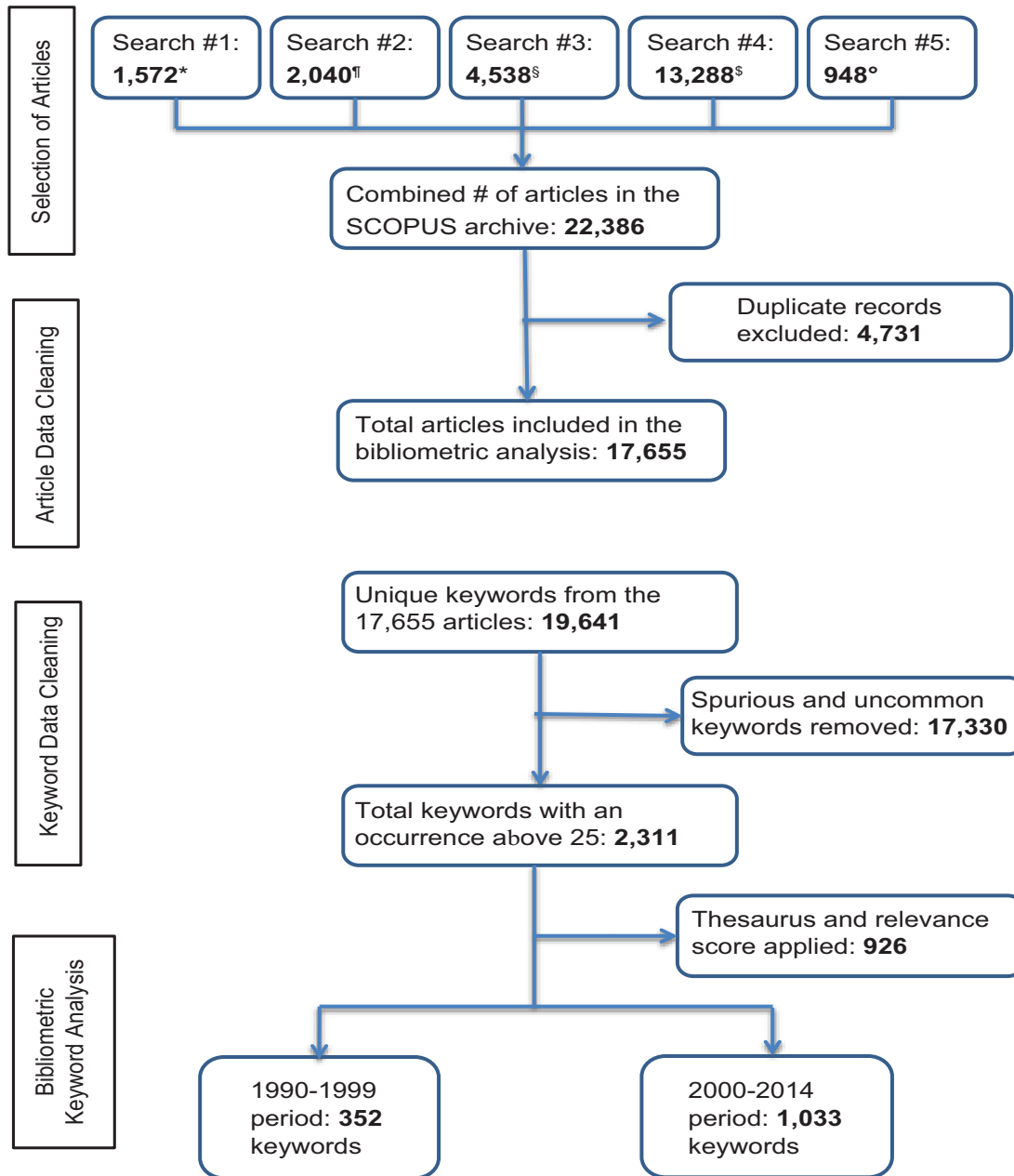
## RESULTS

Our search initially yielded 22,386 articles. After excluding duplicate records, 17,655 articles remained, which comprised the final set of articles included in the bibliometric analysis (Figure 1). From these articles, 2,240 keywords

**TABLE.** Expected Keyword Themes From sub-Saharan African Health Systems Publications Published Between 1990 and 2014, Based on Global Frameworks for Health Systems Development

Health Systems Frameworks	Expected Keyword Themes	Related References
<b>WHO Building Blocks (World Health Organization<sup>20</sup>)</b>		
1. Access to essential health technologies	Expanding health coverage	Kruk <sup>37</sup>
	The range of health care options: the development, provision, and evaluation of health technologies and access to technologies	Travis et al., <sup>5</sup> Fonn <sup>38</sup>
	Community health services: community health centers, community health worker, community health planning, community participation, community engagement	Freeman et al. <sup>39</sup>
	Quality assurance, quality management, quality indicators, quality improvement	Kinney et al. <sup>40</sup>
2. Availability of providers of health services	Manpower and personnel operations: the training, deployment, and management of service providers	Cometto, Campbell, & Sheikh <sup>41</sup>
3. Information resources for health service decision making	Health information management systems: the design, implementation, and use of information for decision making at critical levels of the system	Boerma et al. <sup>42</sup>
	Communication and knowledge management: interdisciplinary communication, dissemination, research utilization, organizational communication	Shakarishvili et al. <sup>43</sup>
4. Capabilities to provide equipment, facilities, and supplies for operations	Logistics systems: the implementation, evaluation, or reform of logistics, equipment procurement, facilities development, and commodity supply systems	Bornbusch & Bates <sup>44</sup>
5. Planning, budgeting, and financing operations	Financial planning and management: activities for planning, budgeting, and managing resources for sustaining services	Friberg et al. <sup>45</sup>
6. Provision for leadership and governance of the health care system	Leadership systems: operations for developing, implementing, and sustaining leadership and governance systems	Fiszbein, Ringold, & Rogers <sup>46</sup>
<b>Cross-Cutting Research Themes</b>		
7. Systems research	Inter-building block themes, multilevel analysis, systems research, mixed qualitative and quantitative measurement, systems evaluation, operations research, implementation science	deSavigny & Adam <sup>47</sup>
	Experimental, quasi-experimental, and plausibility designs; evaluation methods	Remme et al., <sup>48</sup> Habicht et al. <sup>49</sup>
8. Organizational diagnosis	Bottlenecks, malaise, corruption, theft, mismanagement	Gilson & Mills <sup>50</sup>
<b>Cross-Cutting Implementation Themes</b>		
9. Scaling-up organizational change	Scaling-up, decentralization, using innovation, restructuring	Simmons et al., <sup>51</sup> Yamey <sup>52</sup>
10. Adaptive systems: "open systems" indicators	Social organizational context: economic status, educational attainment, gender issues, family characteristics, family relationships, social organization	Shalley & Gilson, <sup>53</sup> Gilson et al. <sup>3</sup>

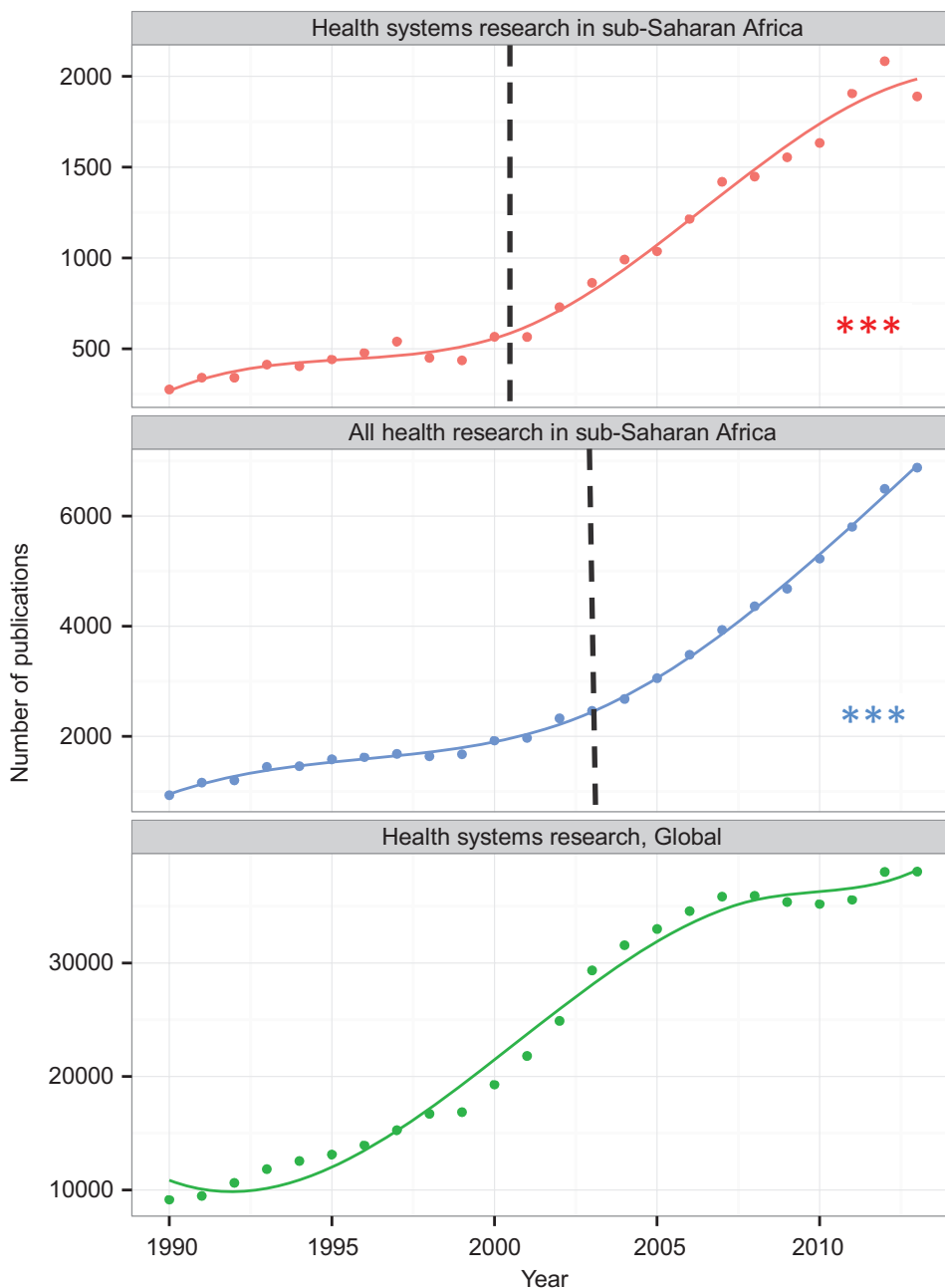
**FIGURE 1.** Scopus Search Strategy and Bibliometric Data Preparation Process



\* TITLE-ABS-KEY ("health system") + full country list  
 † TITLE-ABS-KEY ("health care system") + full country list  
 § TITLE-ABS-KEY ("health program") + full country list  
 § TITLE-ABS-KEY ("health service") + full country list  
 ° TITLE-ABS-KEY ("health system" or "health care system" or "health program" or "health service") + (all African Regions)



**FIGURE 2.** Annual Volume of Publications About sub-Saharan African Health Systems Research, sub-Saharan African Health Research in General, and Health Systems Research Globally, 1990–2014



The point at which the volume of literature changed, estimated using spline regression, is shown with a dotted line, which occurred at the advent of the Millennium Development Goals (MDGs) in 2000–2001 for health systems research in Africa and in 2003 for health research in Africa. Statistical significance at  $P < .0001$  is denoted with 3 asterisks. There was no association of the onset of the MDG era with global health systems research.

occurring at least 10 times were included in the overall analysis of the literature published between 1990 and 2014, and 2,311 keywords occurring at least 25 times were included in the 2 time analyses comparing the pre-MDG era with the MDG era. After applying thesaurus and relevance scoring to the 2,311 keywords,<sup>34</sup> 352 keywords from the 1990–1999 period remained and 1,033 keywords from the 2000–2014 period.

As [Figure 2](#) shows, the volume of health systems publications expanded over the 1990 to 2014 period both globally and for the sub-Saharan African region. (The data for literature on health research in sub-Saharan Africa and for literature on health systems research globally are based on trends in much larger datasets than the main dataset of 17,655 articles analyzed in this paper, which focuses specifically on health systems research in sub-Saharan Africa.) The rate of increase in this expansion accelerated significantly in 2003 for all health research in Africa and in 2001 specifically for health systems research from the region. There is no evidence of an MDG-associated upward trend for health systems research globally. However, the overall rate of global expansion of publication was more pronounced than was observed in sub-Saharan Africa. Nonetheless, the expansion of health systems publications over the period was substantial in Africa, with regression results suggesting an acceleration in the immediate post-Millennium era. In 2000, only 460 sub-Saharan African health systems articles were published with keywords connoting a focus on health systems topics; by the end of 2013, this annual figure had increased to 1,401.

### Themes in the sub-Saharan African Health Systems Literature, 1990–2014

[Figure 3](#) presents a visualization of bibliometric results for the 17,655 publications published between 1990 and 2014 that are included in the analysis. In this map (and subsequent maps included in this article), the relative size of each circle corresponds to the keyword occurrence in our health systems library; the circles are, in turn, grouped into thematic clusters represented by a common color.

Clustering results are inconsistent with our posited configuration of keyword galaxies. Rather than reflecting systems themes, bibliometric galaxies define 5 domains of health science research and action:

1. A red cluster that is dominated by indicators of morbidity, mortality, and relevant research themes
2. A blue cluster dominated by indicators of family planning programming and related outcome indicators and social and behavioral determinants
3. A green galaxy for systems indicators that focus on research, training, and policies concerning personnel issues, mainly regarding nursing
4. A cluster shaded yellow at the center of [Figure 3](#) defining a thematic focus on maternal health
5. A small and peripheral purple cluster identifying dental health and related topics

This configuration of themes contrasts with health systems frameworks and relationships anticipated in the [Table](#).<sup>3,37–53</sup> For example, keywords related to the WHO building block of “access to essential health technologies” are dispersed in [Figure 3](#). Topics that define systems planning are equivalently dispersed: “organization,” “health care delivery,” and “health care planning” appear in the blue cluster, while health care personnel indicators are in the green cluster, and keywords for “program” appear in the red cluster.

Despite this counter-systemic clustering, there is evidence of coherent clustering of health research themes in general. Zooming in on specific sections of [Figure 3](#) provides clarification of the labeling of terms in each major cluster. For example, keywords most central to [Figure 3](#) (i.e., the red cluster) and intensely cited in the literature concern services for primary health care patients,<sup>55</sup> organizational issues related to provider-client relationships,<sup>55–57</sup> access to care,<sup>37–40,55–57</sup> the quality of services,<sup>50,56,58,59</sup> and the management of frontline workers<sup>60</sup> ([Figure 4](#)). These “high-density” keywords comprise indicators of the provision of essential care or indicators of demand for care and primary health care service themes that are deemed crucial to accelerating the MDGs.<sup>5,17,18,40,47,60,61</sup> Keywords relevant to quality of care cluster with indicators of epidemiological research on morbidity and mortality (e.g., malaria, fever, tuberculosis, or conditions associated with pregnancy) or covariates defining age categories,<sup>40,55–58,62</sup> such as adolescents, infants, or children under 5, as shown by the red cluster in [Figure 3](#) and the

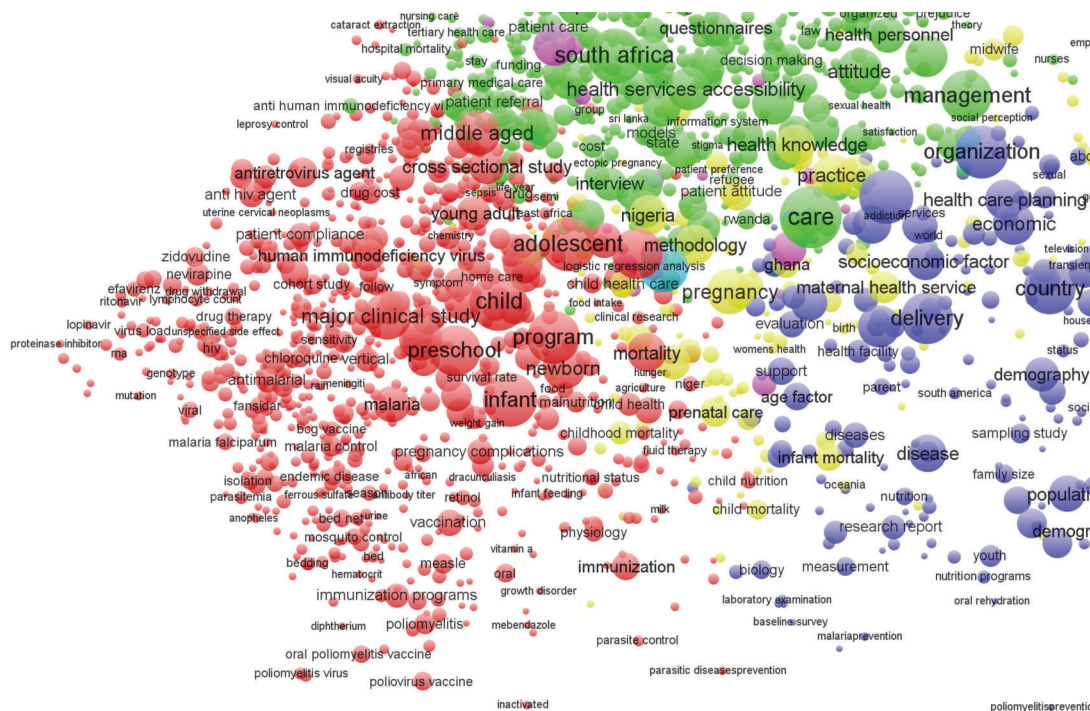
**The volume of publications on health systems in sub-Saharan Africa expanded between 1990 and 2014, from 460 articles in 2000 to 1,401 by the end of 2013.**

**Clustering of keyword themes from the published literature on health systems in sub-Saharan Africa do not coincide with the 6 WHO building blocks.**





**FIGURE 4.** Bibliometric Map of Keywords From Publications on Health Systems in sub-Saharan Africa, 1990 to 2014: Expansion of the Red Cluster of Keywords Related to Morbidity and Mortality Indicators



financing appear in this cluster. Although topics are peripheral in Figure 6, most indicators of manpower and training and manpower development concern nurse training, nurse deployment, and related frontline worker capacity-building themes rather than manpower development themes related to systems strengthening.<sup>18,38,63</sup>

Publications about other manpower issues concerning supervisory or management training are relatively uncommon. Similarly, the other WHO building blocks concerning information for decision making, essential commodity supply/logistics systems, and planning and budgeting are uncommon, although considerable attention is directed to costing analyses and health economics research. Somewhat surprisingly, keywords related to the building block concerning leadership and governance systems and organizational safeguards are uncommon in the literature, apart from a limited research on community engagement.

Maternal and newborn health determinants and assessment cluster at the center of Figure 3

in yellow, which is expanded in Figure 7. Topics concerning pregnancy, delivery, perinatal health problems, and prenatal and postnatal care cluster with abortion, unwanted fertility, and other indicators of the consequences of reproductive health problems. Infant and childhood mortality cluster with pregnancy outcomes.

*Correspondence of Bibliometric Maps With the WHO Health Systems Framework*

Prominent keywords from the WHO building blocks include those concerning access to care (the first building block) and related research on safety, efficacy, or service provision. Other themes falling within the WHO health systems strengthening framework are less common, peripheral, or weakly linked to other systems indicators.<sup>5,37,40</sup>

For example, although the WHO health system building block related to availability of human resources for health is represented in Figure 6 by keywords that connote nurse training, deployment, and management, there is less focus on

**The only WHO building block that is prominently represented in the published literature on health systems in sub-Saharan Africa is that of access to health care.**















3. The new turquoise cluster represents HIV/AIDS keywords
4. The yellow cluster for maternal health keywords remains as a separate cluster but is shifted to a peripheral position, indicating diminished centrality
5. A blue cluster is associated with family planning and reproductive health as well as reproductive tract cancers as in [Figure 3](#) and [Figure 8](#), but with more evidence of keywords on gender and social issues
6. A green cluster, as in [Figure 3](#) and [Figure 8](#), but with less emphasis on particular countries such as South Africa, and more general themes concerning manpower, leadership, and other systems issues
7. A peripheral and minor cluster at the top right for keywords associated with dental public health

The red cluster and the emergence of the separate turquoise cluster parallel the funding pattern of prominent international institutions and foundations such as The Global Fund to Fight AIDS, Tuberculosis and Malaria and the Bill and Melinda Gates Foundation, with a preponderance of keywords related to programs and technologies for the treatment and prevention of HIV/AIDS and malaria, tuberculosis, respiratory infections, and other diseases of childhood, as well as prevention programs such as immunization promotion or polio eradication. Although thematic clusters related to medical modalities and morbidity outcomes (left side of [Figure 9](#)) remain separate from clusters denoting health systems (right side of [Figure 9](#)), the overall density and centrality of the map is suggestive of higher integration of the health systems literature in general, a possible consequence of thematic integration and MDG focus.

In comparison to [Figure 8](#) (pre-MDG), cross-cutting themes represented by [Figure 9](#) are more numerous and emerge from different clusters that bridge the gap between epidemiological and systems keyword indicators. The purple cluster with terms such as malnutrition, obesity, and hypertension reveal an emerging focus on non-communicable diseases. Furthermore, the association of this cluster with non-communicable diseases portrays an emerging focus on sources of the burden of disease that were not priority themes of the Alma Ata “Health for All” agenda.<sup>9</sup> The continuing focus on infectious disease, in

conjunction with the emerging focus on the management and prevention of non-communicable disease, is consistent with the development of a health systems literature that has an increasingly balanced focus on the burden of disease, in general, rather than a literature that is focused on childhood illness and infectious disease.

The map in [Figure 9](#) is also indicative of greater thematic diversity after 2000 than what prevailed in the 1990s: reproductive health and maternal health keywords remain prominent in the post-Millennium era but are arrayed as equidistant clusters from the center of the map, suggestive of greater integration. Health systems indicators (shaded green) are more prominent, more often indicators of general policy themes, and coterminous with service delivery indicators. This feature of [Figure 9](#) is representative of the growing consistency of the health systems literature with systems thinking itself. In particular, keywords associated with the green cluster mirror the 6 building blocks of the WHO Health Systems Framework<sup>20</sup> and include keywords describing policy, service delivery, education, personnel and personnel development, and financing. The proximity of these keywords with other cross-cutting themes such as family planning, reproductive health, and emergency care further support the notion of the emergence of a more coherent health systems literature in the 2000 to 2014 period than had prevailed in the 1990s.

While the comparison of [Figure 8](#) and [Figure 9](#) is suggestive of greater integration, the literature throughout both periods portrayed is more focused on epidemiology, socio-demographic, and health research rather than systems analysis per se. Indeed, the dominant new theme in the health systems literature in the post-Millennium era is HIV/AIDS. An entire HIV cluster (turquoise) emerges in the post-2000 period that is separate from other sources of morbidity. Keywords related to HIV/AIDS in the pre-2000 bibliometric map of [Figure 8](#) (blue cluster) represent HIV/AIDS strictly from an infectious disease standpoint. Concomitance with keywords such as family planning and sexual behavior further exemplifies how HIV was perceived as contributing to sexually transmitted infections rather than a standalone pandemic. The post-Millennium map of [Figure 9](#) is indicative of thematic change with HIV/AIDS becoming a prominent theme of health systems research, possibly reflecting the impact of the US President’s Emergency Plan for AIDS Relief (PEPFAR) and the Global Fund, as well as the establishment of MDG

**Although medical modalities remain separate from health systems in MDG-era publications, there is a general trend of greater integration of the concepts than in the 1990s.**

**A new HIV/AIDS cluster emerges in the post-2000 publication era.**

Number 6 to combat HIV/AIDS, malaria, and other diseases. In [Figure 8](#), HIV/AIDS is represented by 4 keywords and 1,144 occurrences, whereas in [Figure 9](#), HIV/AIDS has a distinct cluster comprised of 59 keywords and 7,375 occurrences.

Thematic shifts from [Figure 8](#) that are evident in [Figure 9](#) attest to the well-known influence of international investment in research, implementation, and policy trends and themes in sub-Saharan Africa. From the onset of post-independence development of health service implementation, capabilities and subsequent investment in the implementation of modality and disease-control focused health initiatives, health systems revenue, capacity, and dissemination capabilities have developed markedly throughout the region. For example, systems policies, plans, and action in Africa were influenced by the “Expanded Programme for Immunizations,”<sup>99</sup> the WHO-sponsored “Integrated Management of Childhood Illness” initiative,<sup>100</sup> and global programs focused on the control of specific diseases or the amelioration of health problems. Initiatives fostering system integration, reform, and decentralization directed particular attention to Africa.<sup>101</sup> World Bank programs in sub-Saharan Africa prior to the MDG era were also influential.<sup>10</sup> Even initiatives that were not directly systems focused, such as the smallpox eradication campaign, the global campaign against malaria, and the polio eradication campaign, contributed to systems development.<sup>6</sup> The 1978 World Health Assembly was transformational,<sup>8</sup> and the challenge of implementing its primary health care agenda was productive.<sup>9</sup>

Family planning programs developed in the early African post-independence era<sup>102</sup> were expanded in the pre-MDG era, first with US support commencing in the 1960s<sup>103</sup> and subsequently by the emergence of support from the United Nations Population Fund (UNFPA) and World Bank.<sup>104</sup> Response to this investment in the health systems literature has been catalyzed, in part, by international conferences<sup>103</sup> and by expanding commitments of European and foundation donors to service system development.<sup>104,105</sup> The emergence of South Africa from apartheid and opportunities for its universities to engage in collaborative partnerships contributed significantly to health systems research in the region. Taken together, these initiatives underpin the health systems literature prior to 2000.

The MDG era was associated with an expansion of systems research and greater thematic diversity, reflecting greater attention to systems

thinking within each domain of health research and policy dissemination.<sup>5,10–18,68,69</sup> Bilateral and multilateral foreign aid initiatives associated with the MDG agenda provided additional impetus for health systems development.<sup>2,12–15,17,104</sup> The expansion of foundation support, targeted on MDG goals, has been critical; support from the Bill and Melinda Gates Foundation for health initiatives has been transformative.<sup>19</sup> In particular, the global response to the HIV/AIDS crisis generated revenue, research, and systems capability throughout Africa.<sup>106</sup> International conventions, donor programs, and international priorities that emerged have accelerated investment in health systems more generally,<sup>73,74,106</sup> enhancing capabilities to understand problems, document responses, and finance the pursuit of effective results.

## CONCLUSION

The volume of the health systems literature from sub-Saharan Africa has been expanding, with considerable potential for contributing to evidence-based systems development throughout the region. Critically important frameworks for action, research, and policy have been published and widely cited.<sup>5,18,20,47,50,72–74,81,82,106</sup> The pace of expansion was associated with the onset of the MDG era, with concomitant acceleration in the publication and proliferation of themes consistent with systems deliberations. This expansion of analytical writing is much needed, as systems constraints to health development are widely acknowledged to be more prominent in sub-Saharan Africa than in any other region. The MDG era has been associated with shifts in the focus of health systems publication from polarized separation of family planning from primary health care into a more holistic body of literature reflecting a greater degree of integration. This conclusion is suggested by the contrasting configuration of pre-2000 literature from post-2000 publications.

Yet, despite this marked expansion of systems publication, the literature reviewed in this bibliometric analysis is expanding at a slower pace than is evident globally. Moreover, the content of country-specific systems writing, as portrayed by keyword galaxies, remains more focused on describing component solutions or disease-specific epidemiological outcomes of discrete technical interventions rather than on methods or results that focus on the process of changing organizational functioning or strengthening health systems.

Bibliometric supernova that have emerged are indicators of specific diseases, such as HIV/AIDS or systems research in specific countries, such as South Africa. Keywords connoting “stars” in the constellation of knowledge are dispersed rather than grouped into prominent displays of health systems galaxies. There is an absence of thematic clustering that our health systems literature review was posited to portray.

Indeed, “systems thinking,” as promoted by several landmark reviews, commentaries, and frameworks and summarized in the Table, has yet to become a feature of Africa’s country-specific health systems literature. Results of our review lend support to recent appeals for greater attention to capacity building in health systems research and health systems trials,<sup>90</sup> as well as greater attention to systems thinking in international donor-supported programs on the ground.<sup>106</sup> Our hypothesis that bibliometric analysis would visualize elements of systems frameworks has not been supported by the results. Gaps are evident. There is a remarkable lack of attention to organizational malaise, dysfunction, corruption, or inefficiency. There is also a lack of attention to developing and deploying analytical and evaluation methods that are characteristic of holistic systems strengthening, a core goal of the initial MDG framework. Instead, the literature cites systems keywords as indicators in health research rather than as outcomes or endpoints in systems scientific investigations. Implementation science is underemphasized. If health systems are to be strengthened through the improved functioning, structure, and design of organizations that implement programs, then the challenge of designing, launching, and sustaining evidence-based organizational change and development must be a more concerted focus of health systems research in Africa in the future than has been the case in the past.

**Acknowledgments:** This work was supported by grants to the Mailman School of Public Health, Columbia University by the Doris Duke Charitable Foundation Africa Health Initiative.

**Competing Interests:** None declared.

## REFERENCES

1. Yao Q, Chen K, Yao L, Lyu PH, Yang TA, Luo F, et al. Scientometric trends and knowledge maps of global health systems research. *Health Res Policy Syst.* 2014;12(1):26. [CrossRef](#). [Medline](#)
2. Bennett S, Ssengooba F. Closing the gaps: from science to action in maternal, newborn, and child health in Africa. *PLoS Med.* 2010;7(6):e1000298. [CrossRef](#). [Medline](#)
3. Gilson L, Hanson K, Sheikh K, Agyepong IA, Ssengooba F, Bennett S. Building the field of health policy and systems research: social science matters. *PLoS Med.* 2011;8(8):e1001079. [CrossRef](#). [Medline](#)
4. Sheikh K, Gilson L, Agyepong IA, Hanson K, Ssengooba F, Bennett S. Building the field of health policy and systems research: framing the questions. *PLoS Med.* 2011;8(8):e1001073. [CrossRef](#). [Medline](#)
5. Travis P, Bennett S, Haines A, Pang T, Bhutta Z, Hyder AA, et al. Overcoming health-systems constraints to achieve the Millennium Development Goals. *Lancet.* 2004;364(9437):900–906. [CrossRef](#). [Medline](#)
6. Levine R; What Works Working Group. Millions saved: proven success stories in global health. Washington (DC): Center for Global Development; 2004.
7. World Health Organization (WHO). Primary health care. Report of the International Conference on Primary Health Care; 6-12 September 1978; Alma-Ata; USSR. Geneva: WHO; 1978. Available from: <http://whqlibdoc.who.int/publications/9241800011.pdf>
8. Mahler H. The meaning of “health for all by the year 2000”. *World Health Forum.* 1981;2(1):5–22.
9. Rosato M, Laverack G, Grabman LH, Tripathy P, Nair N, Mwansambo C, et al. Community participation: lessons for maternal, newborn, and child health. *Lancet.* 2008;372(9642):962–971. [CrossRef](#). [Medline](#)
10. World Bank. Investing in health. Oxford: Oxford University Press; 1993. Available from: <https://openknowledge.worldbank.org/handle/10986/5976>
11. Peters DH, Paina L, Schleimann F. Sector-wide approaches (SWAps) in health: what have we learned? *Health Policy Plan.* 2013;28(8):884–890. [CrossRef](#). [Medline](#)
12. World Bank. Improving health, nutrition, and population outcomes in Sub-Saharan Africa: the role of The World Bank. Washington (DC): The Bank; 2005. Available from: <http://documents.worldbank.org/curated/en/2004/12/6431989/improving-health-nutrition-population-outcomes-sub-saharan-africa-role-world-bank>
13. United Nations (UN). Millennium Development Goals Report 2012. New York: UN; 2013. Available from: <http://www.un.org/millenniumgoals/pdf/MDG%20Report%202012.pdf>
14. Rajaratnam JK, Marcus JR, Flaxman AD, Wang H, Levin-Rector A, Dwyer L, et al. Neonatal, postneonatal, childhood, and under-5 mortality for 187 countries, 1970–2010: a systematic analysis of progress towards Millennium Development Goal 4. *Lancet.* 2010;375(9730):1988–2008. [CrossRef](#). [Medline](#)
15. Sachs JD, Reid WV. Environment. Investments toward sustainable development. *Science.* 2006;312(5776):1002. [CrossRef](#). [Medline](#)
16. World Health Organization (WHO). The world health report 2006: working together for health. Geneva: WHO; 2006. Available from: [http://whqlibdoc.who.int/publications/2006/9241563176\\_eng.pdf](http://whqlibdoc.who.int/publications/2006/9241563176_eng.pdf)
17. Szlezák NA, Bloom BR, Jamison DT, Keusch GT, Michaud CM, Moon S, et al. The global health system: actors, norms, and expectations in transition. *PLoS Med.* 2010;7(1):e1000183. [CrossRef](#). [Medline](#)
18. Wagstaff A, Claeson M, Hecht RM, Gottret P, Fang Q. Millennium Development Goals for health: what will it take to accelerate progress? In: Jamison DT, Breman JG, Measham AR, Alleyne G, Evans DB, Jha P, et al., editors. Disease control priorities in developing countries. 2nd ed. Washington (DC): World Bank; 2006. p. 181–194. [Medline](#)

**Systems thinking has yet to become a feature of Africa's health systems literature.**



19. Okie S. Global health—the Gates-Buffett effect. *N Engl J Med*. 2006;355(11):1084–1088. [CrossRef](#). [Medline](#)
20. World Health Organization. Everybody's business: strengthening health systems to improve health outcomes: WHO's framework for action. Geneva: WHO; 2007. Available from: [http://www.who.int/healthsystems/strategy/everybodys\\_business.pdf](http://www.who.int/healthsystems/strategy/everybodys_business.pdf)
21. Merton RK. *The sociology of science*. Chicago: University of Chicago Press; 1973.
22. Vanderelst D, Speybroeck N. Scientometrics reveals funding priorities in medical research policy. *J Informetrics*. 2013; 7(1):240–247. [CrossRef](#)
23. Lundberg J, Fransson A, Brommels M, Skår J, Lundkvist I. Is it better or just the same? Article identification strategies impact bibliometric assessments. *Scientometrics*. 2006;66(1):183–197. [CrossRef](#)
24. Ding Y, Chowdhury GG, Foo S. Bibliometric cartography of information retrieval research by using co-word analysis. *Inf Process Manag*. 2001;37(6):817–842. [CrossRef](#)
25. Falagas ME, Pitsouni EI, Malietzis GA, Pappas G. Comparison of PubMed, Scopus, Web of Science, and Google Scholar: strengths and weaknesses. *FASEB J*. 2007;22(2):338–342. [CrossRef](#). [Medline](#)
26. Van Eck NJ, Waltman L, van den Berg J. A novel algorithm for visualizing concept associations. In: *Database and Expert Systems Applications. Proceedings. Sixteenth International Workshop on Database and Expert Systems Applications*; 2005 Aug 26; Copenhagen. 2005:405–409. [CrossRef](#)
27. Stegmann J, Grohmann G. Hypothesis generation guided by co-word clustering. *Scientometrics*. 2003;56(1):111–135. [CrossRef](#)
28. Pearson K. III. On lines and planes of closest fit to systems of points in space. *Philos Mag Ser 6*. 1901;2(11):559–572. [CrossRef](#)
29. Cobo MJ, López-Herrera AG, Herrera-Viedma E, Herrera F. Science mapping software tools: review, analysis, and cooperative study among tools. *J Am Soc Inf Sci Technol*. 2011;62(7):1382–1402. [CrossRef](#)
30. Yang Y, Wu M, Cui L. Integration of three visualization methods based on co-word analysis. *Scientometrics*. 2012;90(2): 659–673. [CrossRef](#)
31. Tseng YH, Tsay MY. Journal clustering of library and information science for subfield delineation using the bibliometric analysis toolkit: CATAR. *Scientometrics*. 2013;95(2):503–528. [CrossRef](#)
32. van Eck NJ, Waltman L, Dekker R, van den Berg J. A comparison of two techniques for bibliometric mapping: multidimensional scaling and VOS. *J Am Soc Inf Sci Technol*. 2010;61(12):2405–2416. [CrossRef](#)
33. Waltman L, van Eck NJ. A new methodology for constructing a publication-level classification system of science. *J Am Soc Inf Sci Technol*. 2012;63(12):2378–2392. [CrossRef](#)
34. Waltman L, van Eck NJ, Noyons ECM. A unified approach to mapping and clustering of bibliometric networks. *J Informetrics*. 2010;4(4):629–635. [CrossRef](#)
35. Marsh LC, Cormie DR. *Spline regression models*. Volume 137. New York: Sage Statistical Series; 2001.
36. Akaike H. Akaike's Information Criterion. In: Lovric M, editor. *International Encyclopedia of Statistical Science*. Berlin: Springer-Verlag. 2011. p. 25. [CrossRef](#)
37. Kruk ME. Universal health coverage: a policy whose time has come. *BMJ*. 2013;347:f6360. [CrossRef](#). [Medline](#)
38. Fonn S. Linking public health training and health systems development in sub-Saharan Africa: opportunities for improvement and collaboration. *J Public Health Policy*. 2011; 32 Suppl 1:S44–S51. [CrossRef](#). [Medline](#)
39. Freeman P, Perry H, Gupta S, Rassekh B. Accelerating progress in achieving the Millennium Development Goal for children through community-based approaches. *Glob Public Health*. 2012;7(4):400–419. [CrossRef](#). [Medline](#)
40. Kinney MV, Kerber KJ, Black RE, Cohen B, Nkrumah F, Coovadia H, et al.; Science in Action: Saving the lives of Africa's Mothers, Newborns, and Children working group. Sub-Saharan Africa's mothers, newborns, and children: where and why do they die? *PLoS Med*. 2010;7(6):e1000294. [CrossRef](#). [Medline](#)
41. Global Health Workforce Alliance. Human resources for health: critical for effective universal health coverage. Geneva: Global Health Workforce Alliance; 2013. Available from: <http://www.who.int/workforcealliance/knowledge/resources/hrhforhcpost2015/en/>
42. Boerma T, Abou-Zahr C, Bank W, Bos E, Hansen P, Addai A, Low-Beer D. Monitoring and evaluation of health systems strengthening: an operational framework. Geneva: World Health Organization; 2009. Available from: [http://www.who.int/healthinfo/HSS\\_MandE\\_framework\\_Nov\\_2009.pdf](http://www.who.int/healthinfo/HSS_MandE_framework_Nov_2009.pdf)
43. Shakarishvili G, Atun R, Berman P, Hsiao W, Burgess C, Lansang MA. Converging health systems frameworks: towards a concepts-to-actions roadmap for health systems strengthening in low and middle income countries. *Glob Health Gov*. 2010;3(2):1–17. Available from: <http://www.ghgi.org/Shakarishvili3.2%20Health.htm>
44. Bornbusch A, Bates J. Multiplicity in public health supply systems: a learning agenda. *Glob Heal Sci Pract*. 2013; 1(2):154–159. [CrossRef](#). [Medline](#)
45. Friberg IK, Kinney MV, Lawn JE, Kerber KJ, Odubanjo O, Bergh AM, et al.; Science in Action: Saving the lives of Africa's Mothers, Newborns, and Children working group. Sub-Saharan Africa's mothers, newborns, and children: how many lives could be saved with targeted health interventions? *PLoS Med*. 2010;7(6):e1000295. [CrossRef](#). [Medline](#)
46. Fiszbein A, Ringold D, Rogers FH. *Making services work: indicators, assessments, and benchmarking of the quality and governance of public service delivery in the human development sectors*. Washington (DC): World Bank; 2011. Available from: <http://documents.worldbank.org/curated/en/2011/06/14410174/making-services-work-indicators-assessments-benchmarking-quality-governance-public-service-delivery-human-development-sectors>
47. DeSavigny D, Adam T. *Systems thinking for health systems strengthening*. Geneva: Alliance for Health Policy and Systems Research; 2009. Available from: <http://www.who.int/alliance-hpsr/resources/9789241563895/en/>
48. Remme JHF, Adam T, Becerra-Posada F, D'Arcangues C, Devlin M, Gardner C, et al. Defining research to improve health systems. *PLoS Med*. 2010;7(11):e1001000. [CrossRef](#). [Medline](#)
49. Habicht JP, Victora CG, Vaughan JP. Evaluation designs for adequacy, plausibility and probability of public health programme performance and impact. *Int J Epidemiol*. 1999; 28(1):10–18. [CrossRef](#).
50. Gilson L, Mills A. Health sector reforms in sub-Saharan Africa: lessons of the last 10 years. *Health Policy*. 1995;32(1–3): 215–243. [CrossRef](#). [Medline](#)
51. Yamey G. Scaling up global health interventions: a proposed framework for success. *PLoS Med*. 2011;8(6):e1001049. [CrossRef](#). [Medline](#)

52. Simmons R, Brown J, Díaz M. Facilitating large-scale transitions to quality of care: an idea whose time has come. *Stud Fam Plann.* 2002;33(1):61–75. [CrossRef](#). [Medline](#)
53. Shalley CE, Gilson LL. What leaders need to know: a review of social and contextual factors that can foster or hinder creativity. *Leadersh Q.* 2004;15(1):33–53. [CrossRef](#)
54. Soumya A, Kleinau E, Pomeroy A, Rowan K. Measuring the impact of health systems strengthening: a review of the literature. Washington (DC): United States Agency for International Development; 2009. Available from: <https://www.k4health.org/toolkits/hrh/measuring-impact-health-systems-strengthening-review-literature>
55. Rutherford ME, Mulholland K, Hill PC. How access to health care relates to under-five mortality in sub-Saharan Africa: systematic review. *Trop Med Int Health.* 2010;15(5):508–519. [CrossRef](#). [Medline](#)
56. Kruk ME, Freedman LP. Assessing health system performance in developing countries: a review of the literature. *Health Policy.* 2008;85(3):263–276. [CrossRef](#). [Medline](#)
57. Haines A, Sanders D, Lehmann U, Rowe AK, Lawn JE, Jan S, et al. Achieving child survival goals: potential contribution of community health workers. *Lancet.* 2007;369(9579):2121–2131. [CrossRef](#). [Medline](#)
58. Donabedian A. The seven pillars of quality? *Arch Pathol Lab Med.* 1990;114(11):1115–1118. [Medline](#)
59. Bishai D, Paina L, Li Q, Peters DH, Hyder AA. Advancing the application of systems thinking in health: why cure crowds out prevention. *Health Res Policy Syst.* 2014;12:28. [CrossRef](#). [Medline](#)
60. Oliveira-Cruz V, Hanson K, Mills A. Approaches to overcoming constraints to effective health service delivery: a review of the evidence. *J Int Dev.* 2003;15(1):41–65. [CrossRef](#)
61. Mills A. Strengthening health systems. In: Commonwealth Secretariat. *Commonwealth Health Ministers book 2007.* London: Marlborough House; 2007.
62. Murray CJL, Lopez AD. Evidence-based health policy—lessons from the Global Burden of Disease Study. *Science.* 1996;274(5288):740–743. [CrossRef](#). [Medline](#)
63. Hongoro C, McPake B. How to bridge the gap in human resources for health. *Lancet.* 2004;364(9443):1451–1456. [CrossRef](#). [Medline](#)
64. World Health Organization (WHO) Regional Office for the Western Pacific. *Developing health management information systems: a practical guide for developing countries.* Geneva: WHO; 2004. Available from: [http://www.wpro.who.int/publications/pub\\_9290611650/en/](http://www.wpro.who.int/publications/pub_9290611650/en/)
65. Abouzahr C, Boerma T. Health information systems: the foundations of public health. *Bull World Health Organ.* 2005;83(8):578–583. [CrossRef](#). [Medline](#)
66. Stansfield S, Walsh J, Prata N, Evans T. Information to improve decision making for health. In: Jamison DT, Breman JG, Measham AR, Alleyne G, Evans DB, Jha P, et al., editors. *Disease control priorities in developing countries.* 2nd ed. Washington (DC): World Bank; 2006. [Medline](#)
67. Godlee F, Pakenham-Walsh N, Ncayiyana D, Cohen B, Packer A. Can we achieve health information for all by 2015? *Lancet.* 2004;364(9430):295–300. [CrossRef](#). [Medline](#)
68. Ghaffar A, Tran NT, Reddy KS, Kasonde J, Bajwa T, Ammar W, et al. Changing mindsets in health policy and systems research. *Lancet.* 2013;381(9865):436–437. [CrossRef](#). [Medline](#)
69. Koon AD, Rao KD, Tran NT, Ghaffar A. Embedding health policy and systems research into decision-making processes in low- and middle-income countries. *Health Res Policy Syst.* 2013;11(1):30. [CrossRef](#). [Medline](#)
70. US Department of State. U.S. foreign assistance performance indicators for use in developing FY2007 operational plans. Washington (DC): US Department of State; 2006. Available from: <http://www.state.gov/documents/organization/78557.pdf>
71. Cameron A, Ewen M, Ross-Degnan D, Ball D, Laing R. Medicine prices, availability, and affordability in 36 developing and middle income countries: a secondary analysis. *Lancet.* 2009;373(9659):240–249. [CrossRef](#). [Medline](#)
72. Swanson RC, Cattaneo A, Bradley E, et al. Rethinking health systems strengthening: key systems thinking tools and strategies for transformational change. *Health Policy Plan.* 2012;27(suppl 4):iv54–iv61. [CrossRef](#). [Medline](#)
73. Mills A. Health policy and systems research: defining the terrain; identifying the methods. *Health Policy Plan.* 2012;27(1):1–7. [CrossRef](#). [Medline](#)
74. Olafsdottir AE, Reidpath DD, Pokhrel S, Allotey P. Health systems performance in sub-Saharan Africa: governance, outcome and equity. *BMC Public Health.* 2011;11(1):237. [CrossRef](#). [Medline](#)
75. Alliance for Health Policy and Systems Research. *Neglected health systems research: governance and accountability.* Geneva: World Health Organization; 2008. Available from: [http://www.who.int/alliance-hpsr/AllianceHPSR\\_ResearchIssue\\_Governance.pdf](http://www.who.int/alliance-hpsr/AllianceHPSR_ResearchIssue_Governance.pdf)
76. Mikkelsen-Lopez I, Wyss K, de Savigny D. An approach to addressing governance from a health system framework perspective. *BMC Int Health Hum Rights.* 2011;11(1):13. [CrossRef](#). [Medline](#)
77. Becker L, Pickett J, Levine R. *Measuring commitment to health: Global Health Indicators Working Group report.* Washington (DC): Center for Global Development; 2006. Available from: <http://www.cgdev.org/publication/measuring-commitment-health-global-health-indicators-working-group-report>
78. Department for International Development (DFID). *Country governance analysis: how-to note.* London: DFID; 2008. Available from: <http://webarchive.nationalarchives.gov.uk/+http://www.dfid.gov.uk/pubs/files/how-to-cga.pdf>
79. Daniels N, Bryant J, Castano R, Dantes O, Khan K, Pannarunothai S. Benchmarks of fairness for health care reform: a policy tool for developing countries. *Bull World Health Organ.* 2000;78(6):740–750. [Medline](#)
80. Vian T. Review of corruption in the health sector: theory, methods and interventions. *Health Policy Plan.* 2008;23(2):83–94. [CrossRef](#). [Medline](#)
81. Balabanova D, Mills A, Conteh L, Akkazieva B, Banteyerga H, Dash U, et al. Good Health at Low Cost 25 years on: lessons for the future of health systems strengthening. *Lancet.* 2013;381(9883):2118–2133. [CrossRef](#). [Medline](#)
82. Adam T, de Savigny D. Systems thinking for strengthening health systems in LMICs: need for a paradigm shift. *Health Policy Plan.* 2012;27(suppl 4):iv1–iv3. [CrossRef](#). [Medline](#)
83. Adjivanou V, Legrand T. Does antenatal care matter in the use of skilled birth attendance in rural Africa: a multi-country analysis. *Soc Sci Med.* 2013;86:26–34. [CrossRef](#). [Medline](#)
84. Shaw IS, Krüger JJ. New fuzzy learning model with recursive estimation for dynamic systems. *Fuzzy Set Syst.* 1992;48(2):217–229. [CrossRef](#)
85. Shimeles A. *Community based health insurance schemes in Africa: the case of Rwanda.* Goteborg (Sweden): University of Gothenberg, School of Business, Economics and Law; 2010. Available from: <https://gupea.ub.gu.se/handle/2077/23064>
86. Richard F, Hercot D, Ouédraogo C, et al. Sub-Saharan Africa and the health MDGs: the need to move beyond the “quick



- impact" model. *Reprod Health Matters*. 2011;19(38):42–55. [CrossRef](#). [Medline](#)
87. Peters DH, Adam T, Alonge O, Agyepong IA, Tran N. Implementation research: what it is and how to do it. *Br J Sports Med*. 2014;48(8):731–736. [CrossRef](#). [Medline](#)
  88. Sanders D, Haines A. Implementation research is needed to achieve international health goals. *PLoS Med*. 2006;3(6):e186. [CrossRef](#). [Medline](#)
  89. DeSavigny D, Kasale H, Mbuya C, Reid G. Fixing health systems. 2nd ed. Ottawa (Canada): International Development Research Centre; 2008. Available from: <http://www.idrc.ca/EN/Resources/Publications/openebooks/411-6/index.html>
  90. Bassett MT, Gallin EK, Adedokun L, Toner C. From the ground up: strengthening health systems at district level. *BMC Health Serv Res*. 2013;13(Suppl 2):S2. [CrossRef](#)
  91. Greenhalgh T, Robert G, Macfarlane F, Bate P, Kyriakidou O. Diffusion of innovations in service organizations: systematic review and recommendations. *Milbank Q*. 2004;82(4):581–629. [Medline](#)
  92. Kruk ME, Myers M, Varpilah ST, Dahn BT. What is a resilient health system? Lessons from Ebola. *Lancet*. 2015;385(9980):1910–1912. [CrossRef](#). [Medline](#)
  93. Hanson K, Ranson MK, Oliveira-Cruz V, Mills A. Expanding access to priority health interventions: a framework for understanding the constraints to scaling-up. *J Int Dev*. 2003;15(1):1–14. [CrossRef](#)
  94. Sherr K, Cuembelo F, Michel C, Gimbel S, Micek M, Kariaganis M, et al. Strengthening integrated primary health care in Sofala, Mozambique. *BMC Health Serv Res*. 2013;13 Suppl 2:S4. [CrossRef](#). [Medline](#)
  95. Stringer JSA, Chisembele-Taylor A, Chibwesa CJ, Chi HF, Ayles H, Manda H, et al. Protocol-driven primary care and community linkages to improve population health in rural Zambia: the Better Health Outcomes through Mentoring and Assessment (BHOMA) project. *BMC Health Serv Res*. 2013; (Suppl 2):S7. [CrossRef](#). [Medline](#)
  96. Drobac PC, Basinga P, Condo J, Farmer PE, Finnegan KE, Hamon JK, et al. Comprehensive and integrated district health systems strengthening: the Rwanda Population Health Implementation and Training (PHIT) Partnership. *BMC Health Serv Res*. 2013;13(Suppl 2):S5. [CrossRef](#). [Medline](#)
  97. Ramsey K, Hingora A, Kante M, Jackson E, Exavery A, Pemba S, et al. The Tanzania Connect Project: a cluster-randomized trial of the child survival impact of adding paid community health workers to an existing facility-focused health system. *BMC Health Serv Res*. 2013;13 Suppl 2:S6. [CrossRef](#). [Medline](#)
  98. Awoonor-Williams JK, Bawah AA, Nyongator FK, et al. The Ghana essential health interventions program: a plausibility trial of the impact of health systems strengthening on maternal & child survival. *BMC Health Serv Res*. 2013;13(Suppl 2):S3. [Medline](#)
  99. Henderson RH. The Expanded Programme on Immunization of the World Health Organization. *Med Heal Clin Infect Dis*. 1984;6(Suppl 2):S475–S479.
  100. Costello A. Integrated management of childhood illness. *Lancet*. 1997;350(9087):1266. [CrossRef](#). [Medline](#)
  101. Jamison DT, Breman JG, Measham AR, Alleyne G, Claeson M, Evans DB, et al., editors. Disease control priorities in developing countries. 2nd ed. Washington (DC): World Bank Publications; 2006. [Medline](#)
  102. Sinding SW. Strengthening the Bank's population work in the nineties. Washington (DC): World Bank Publications; 1991. Available from: [http://www-wds.worldbank.org/servlet/WDSContentServer/WDS/IB/1991/11/01/000009265\\_3961002034016/Rendered/PDF/multi0page.pdf](http://www-wds.worldbank.org/servlet/WDSContentServer/WDS/IB/1991/11/01/000009265_3961002034016/Rendered/PDF/multi0page.pdf)
  103. McIntosh CA, Finkle JL. The Cairo Conference on Population and Development: A new paradigm? *Popul Dev Rev*. 1995; 21(2):223–260. [CrossRef](#)
  104. Seltzer JR. The origins and evolution of family planning programs in developing countries. Santa Monica (CA): Rand Corporation; 2002. [CrossRef](#)
  105. Green M. The evolution of US international population policy, 1965-1992: a chronological account. *Popul Dev Rev*. 1993; 19(2):303–321. [CrossRef](#)
  106. Bennett S, Fairbank A. The system-wide effects of The Global Fund to Fight AIDS, Tuberculosis and Malaria: a conceptual framework. Bethesda (MD): Abt Associates; 2003. Available from: <http://abtassociates.com/reports/4-Tech031-10-2003.pdf>

---

#### Peer Reviewed

**Received:** 2015 Feb 4; **Accepted:** 2015 Jul 15

**Cite this article as:** Phillips JF, Sheff M, Boyer CB. The astronomy of Africa's health systems literature during the MDG era: where are the systems clusters? *Glob Health Sci Pract*. 2015;3(3):482-502. <http://dx.doi.org/10.9745/GHSP-D-15-00034>.

© Phillips et al. This is an open-access article distributed under the terms of the Creative Commons Attribution License, which permits unrestricted use, distribution, and reproduction in any medium, provided the original author and source are properly cited. To view a copy of the license, visit <http://creativecommons.org/licenses/by/3.0/>. When linking to this article, please use the following permanent link: <http://dx.doi.org/10.9745/GHSP-D-15-00034>.

---