

Published in final edited form as:

Synthesis (Stuttg). 2015 February 1; 47(4): 472–480. doi:10.1055/s-0034-1379398.

Organocatalytic Asymmetric Synthesis of Dihydroisoquinolinones via a One-Pot Aza-Henry–Hemiaminalization–Oxidation Sequence

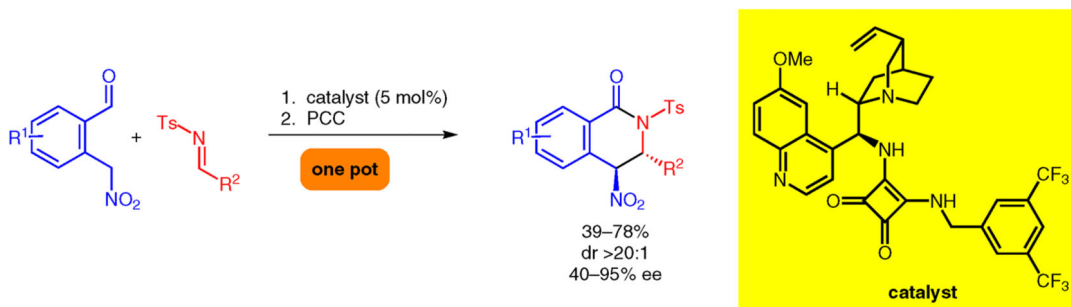
Robert Hahn, Ehsan Jafari, Gerhard Raabe, and Dieter Enders*

Institute of Organic Chemistry, RWTH Aachen University, Landoltweg 1, 52074 Aachen, Germany

Abstract

The asymmetric organocatalytic one-pot synthesis of *trans*-3,4-disubstituted 3,4-dihydroisoquinolin-1(2*H*)-ones is described. Starting from 2-(nitromethyl)benzaldehydes and various N-protected aldimines, 5 mol% of a quinine-based squaramide organocatalyst was used to synthesize the title compounds as virtually single diastereomers via an aza-Henry–hemiaminalization–oxidation sequence. Moderate to good yields (39–78%) and moderate to very good enantioselectivities (40–95% ee) were reached.

Graphical Abstract



Keywords

organocatalysis; domino reaction; one-pot reaction; dihydroisoquinolinones; hydrogen bonding

The structural motif of the dihydroisoquinolinones is common in natural products,¹ for example in thalflavine (**1**),² (+)-pancratistatin (**2**)³ and (+)-plicamine (**3**).⁴ Such compounds exhibit valuable bioactivities, such as cancer cell growth inhibition^{3c,j} and antiviral activity^{3k} for pancratistatin (**2**), as well as anti-inflammatory and antidepressant activity.^{1b} Other synthetically derived dihydroisoquinolinones are the steroidomimetic drug **4**,⁵ which

License terms: CC BY-NC-ND

*+49(241)8092127, enders@rwth-aachen.de.

Supporting Information

Supporting information for this article is available online at <http://dx.doi.org/10.1055/s-0034-1379398>.

possesses bioactivity against certain cancer cell lines, and H₃ receptor antagonist **5**,⁶ which plays a crucial role for the release of neurotransmitters and in the treatment of neuropathic pain and schizophrenia (Figure 1). Therefore, efforts have been made for the asymmetric construction of these heterocycles.⁷ Our group has contributed a chiral-auxiliary-based enantioselective procedure utilizing lithiated *o*-toluamides and aldehyde SAMP or RAMP hydrazones via a 1,2-addition–ring-closure sequence.⁸

Domino reactions are a versatile tool in organic chemistry nowadays.⁹ This type of reaction class allows the construction of complex molecules with a highly functionalized framework and multiple adjacent stereocenters. As a one-pot protocol, it lowers cost, reduces the amount of time required and yields more product due to reduced purification steps.

Recently, we reported the enantioselective conjugate addition of 2-(nitromethyl)benzaldehydes **6** to various nitroolefins **7** leading to functionalized 1,2,3,4-tetrahydronaphthalen-1-ols **8** via an organocatalytic nitroalkane–Michael–Henry domino reaction (Scheme 1, a).¹⁰ We now report the first organocatalytic asymmetric synthesis of disubstituted 3,4-dihydroisoquinolin-1(2*H*)-ones **11** by again employing the concept of hydrogen-bonding organocatalysis.¹¹ In the first step of the protocol, an aza-Henry¹² addition of **6** to aldimines **9** is used, generating two adjacent stereocenters with the same configuration as in the previous work. A subsequent hemiaminalization¹³ occurs to generate the envisaged 1,2,3,4-tetrahydroisoquinolin-1-ols **10** (Scheme 1, b).

Attempts to protect the hydroxy function of the relatively sensitive hemiaminals **10** failed; however, an oxidation with pyridinium chlorochromate in the same pot led to the anticipated 3,4-dihydroisoquinolin-1(2*H*)-ones **11**. With this protocol in hand, we were then able to investigate the optimal conditions for this domino transformation.

Firstly, we searched for an appropriate organocatalyst which can coordinate and activate 2-(nitromethyl)benzaldehyde (**6a**) and the *N*-tosyl-protected aldimine **9a** to merge them to the corresponding 1,2,3,4-tetrahydroisoquinolin-1-ol **10a**, followed by the oxidation with pyridinium chlorochromate. This sequence was conducted as a two-step procedure. Almost every organocatalyst we tested furnished the desired dihydroisoquinolinone **11a** (Table 1). A pseudonorephedrine-derived catalyst **A**¹⁴ was applied to this sequence and the product was obtained in low enantio-selectivity (28% ee; Table 1, entry 1). Takemoto's catalyst **B** resulted in moderate 36% ee (Table 1, entry 2) and the squaramide derivative **C** gave a slightly better result with 42% ee (Table 1, entry 3), suggesting that we should stick to the more reactive squaramides. After three days, no product was detected with catalyst **D**, indicating that a basic amino group is needed for the deprotonation of the nitroalkane (Table 1, entry 4).

The quinine-based squaramide **E** catalyzed the domino reaction with good enantioselectivity of 65% ee (Table 1, entry 5), whereas the related catalyst **F** with its pseudo-enantiomeric structure gave only a low ee value (Table 1, entry 6). Next, we evaluated the best solvent and found that in benzene the enantioselectivity was slightly lower than in toluene (63% ee; Table 1, entry 7). The use of *m*-xylene and mesitylene as further aromatic nonpolar solvents gave lower enantioselectivities (59% and 28% ee) with moderate yields (37% and 43%;

Table 1, entries 8 and 9). Acetonitrile and diethyl ether were used as more polar solvents but the previous results could not be matched (11% yield, 3% ee for MeCN and 40% yield, 56% ee for Et₂O; Table 1, entries 10 and 11). After four days, *n*-hexane gave no satisfying result and the product was obtained in 22% yield and 19% ee (Table 1, entry 12). Switching to chlorinated solvents was also not successful, due to low yield and enantioselectivity (Table 1, entries 13–15).

Continuing the optimization of the protocol, we then checked for the best N-protection group for the aldimines (Table 2). The *o*-nosyl and *p*-nosyl groups were chosen because of their electron-withdrawing properties, leading to more reactive aldimines (Table 2, entries 1 and 2), but both protecting groups gave lower enantioselectivities (52% and 54% ee). With the benzyloxycarbonyl protecting group the product was obtained as a racemic mixture (Table 2, entry 3). Other attempts with the *N*-(*tert*-butoxycarbonyl)imine, the tosyl hydrazone or a benzyl protecting group gave no product at all (Table 2, entries 4–6). With the *N*-tosyl-protected imine as best substrate we tested for the optimal catalyst loading. Reducing the catalyst amount to 5 mol% or increasing to 15 mol% gave similar results in yield (39% and 41%) and enantioselectivity (63% and 65% ee; Table 2, entries 7 and 8). Staying with the 5 mol% catalyst loading, we then screened for the best reaction temperature. Decreasing the temperature to 0 °C and –20 °C resulted in better yields and enantioselectivities (Table 2, entries 9 and 10). With the optimized conditions in hand (Table 2, entry 10), we then investigated the scope of this domino sequence.

The reaction of various 2-(nitromethyl)benzaldehydes **6** and *N*-tosyl-protected aldimines **9** with 5 mol% of the squaramide organocatalyst **E** was conducted in toluene at –20 °C. To improve the previous protocol, we then oxidized the intermediate hemiaminals directly in the same pot to afford the 3,4-dihydroisoquinolin-1(2*H*)-ones **11a–l** as solids, which can be easily recrystallized from benzene or iso-propyl alcohol (Table 3). This one-pot protocol afforded the products in modest to good yields (39–78%) and with moderate to very good enantiomeric excesses (40–95% ee). The model compound was finally obtained in 65% yield and 63% ee, with 95% ee after recrystallization (Table 3, **11a**). Various substituents on the aromatic part of the *N*-tosyl-protected aldimines **9** were tolerated, as well as on the aromatic core of the benzaldehydes **6**. Alkyl or alkoxy substituents on aldimine **9** gave moderate results (Table 3, **11b–d**), except for the enantiomeric excess of **11d** (94% ee).

In the case of isomers of the naphthyl-substituted aldimines, the 2-naphthyl moiety gave the better results (Table 3, **11e** and **11f**). Further derivatization of the aldimine **9** with electron-withdrawing groups gave good results in each case (Table 3, **11g–i**). The halogenated aromatic core of the benzaldehydes **6** yielded the corresponding products **11j** and **11k** in the same range as the aldimines with similar substituents on the R² unit (Table 3, **11h** and **11i**); only the enantiomeric excess of product **11k** was lower. Changing the phenyl group for an indolyl moiety in **9** led to no product. Only the racemic product could be obtained using triethylamine (Table 3, **11l**).

The absolute configuration of 3,4-dihydroisoquinolin-1(2*H*)-one **11a** was determined as (3*R*, 4*S*) by single crystal X-ray structure analysis (Figure 2).¹⁵ The strongly distorted lactam unit

results in a dihedral angle of 64° , which explains the coupling constants of ~ 2 Hz of the vicinal *trans*-proton NMR signals.

In conclusion, we have developed the first organocatalytic asymmetric synthesis of functionalized 3,4-dihydroisoquinolin-1(2*H*)-ones via an aza-Henry/hemiaminalization/oxidation sequence by employing 5 mol% of a quinine-based squaramide organocatalyst. This one-pot protocol utilizes easy accessible 2-(nitromethyl)benzaldehydes and *N*-tosyl-protected aldimines as substrates to furnish the *trans*-configured title compounds with two adjacent stereocenters. The substituent pattern could be varied on the aromatic parts (R^1 , R^2) with electron-donating and electron-withdrawing groups, such as alkyl, alkoxy, nitro or halogen atoms. The dihydroisoquinolinones were obtained in modest to good yields (39–78%), as virtually single diastereomers (dr $>20:1$), and with moderate to very good enantiomeric excesses (40–95% ee).

Flash column chromatography was performed on SIL G-25 UV254 (particle size 0.040–0.063 mm, Macherey-Nagel). TLC was performed on silica gel 60 F254 plates (Merck, Darmstadt). Visualization of the developed TLC plates was performed with UV radiation (254 nm) or by staining with a $KMnO_4$ solution. Elemental analyses were carried out with a Vario EL elemental analyzer. Melting points were determined with a Büchi Melting Point B-540 apparatus. Optical rotation values were measured on a Perkin-Elmer P241 polarimeter. The ee values were determined by analytical HPLC with a Hewlett-Packard 1100 Series instrument or by analytical SFC with a Thar Waters Method Station 2, using chiral stationary phases. IR spectra were recorded on a Perkin-Elmer FT-IR Spectrum 100 spectrometer. 1H and ^{13}C NMR spectra were measured at ambient temperature with Varian Innova 400 or Varian Innova 600 spectrometers using TMS as internal standard. Mass spectra were recorded on a Finnigan SSQ7000 (EI 70 eV) spectrometer, high-resolution mass spectra on a Finnigan MAT 95 spectrometer and high-resolution ESI mass spectra on a Thermo Fisher Scientific LTQ Orbitrap XL spectrometer.

Asymmetric Synthesis of 3,4-Dihydroisoquinolin-1(2*H*)-one Derivatives

11a–l; General Procedure

In a glass vial equipped with a magnetic stirrer bar, a 2-(nitromethyl)benzaldehyde **6** (0.5 mmol, 1.0 equiv), an *N*-tosyl-protected aldimine **9** (0.55 mmol, 1.1 equiv) and organocatalyst **E** (5 mol%) were dissolved in toluene (1 mL). After the mixture was stirred at $-20^\circ C$ for the appropriate time, PCC (0.75 mmol) was added. This mixture was stirred at r.t. and monitored by TLC. After completion of the reaction, the solvent was evaporated and the crude mixture was directly purified on silica gel (*n*-hexane-EtOAc, 5:1 to 2:1) to afford the product **11** as a colorless solid.

(3*R*,4*S*)-4-Nitro-3-phenyl-2-tosyl-3,4-dihydroisoquinolin-1(2*H*)-one (**11a**)

Synthesized according to the general procedure from 2-(nitromethyl)benzaldehyde (**6a**; 82 mg, 0.50 mmol) and *N*-tosylimine **9a** (140 mg, 0.54 mmol). The oxidation step was conducted with PCC (160 mg, 0.74 mmol); yield: 136 mg (65%); colorless solid; mp $142^\circ C$ (benzene).

$[\alpha]_{\text{D}}^{20} +4.5$ (*c* 1.01, CHCl_3); 95% ee; $R_f = 0.66$ (*n*-hexane–EtOAc, 1:1).

IR (film): 3060, 2982, 2921, 2315, 2066, 1687, 1597, 1554, 1495, 1454, 1354, 1246, 1165, 1117, 1066, 1011, 907, 845, 802, 761, 728, 700 cm^{-1} .

^1H NMR (600 MHz, CDCl_3): $\delta = 2.40$ (s, 3 H, CH_3), 5.73 (d, $^3J = 1.8$ Hz, 1 H, CHNO_2), 6.81 (d, $^3J = 1.8$ Hz, 1 H, CHPh), 7.19–7.21 (m, 2 H, $2 \times \text{CH}_{\text{Ar}}$), 7.27–7.29 (m, 5 H, $5 \times \text{CH}_{\text{Ar}}$), 7.32–7.34 (m, 1 H, CH_{Ar}), 7.55–7.58 (m, 2 H, $2 \times \text{CH}_{\text{Ar}}$), 7.87 (d, $^3J = 8.4$ Hz, 2 H, $2 \times \text{CH}_{\text{Ar}}$), 8.17–8.18 (m, 1 H, CH_{Ar}).

^{13}C NMR (150 MHz, CDCl_3): $\delta = 21.7$ (CH_3), 61.2 (CHPh), 86.0 (CHNO_2), 126.4 ($2 \times \text{CH}_{\text{Ar}}$), 127.6 (C_{Ar}), 128.8 (C_{Ar}), 129.0 (CH_{Ar}), 129.2 ($2 \times \text{CH}_{\text{Ar}}$), 129.3 (CH_{Ar}), 129.3 ($2 \times \text{CH}_{\text{Ar}}$), 129.5 ($2 \times \text{CH}_{\text{Ar}}$), 130.6 (CH_{Ar}), 131.6 (CH_{Ar}), 134.3 (CH_{Ar}), 135.1 (C_{Ar}), 135.2 (C_{Ar}), 145.4 (C_{Ar}), 161.1 ($\text{C}=\text{O}$).

MS (EI, 70 eV): m/z (%) = 423 (1) [$\text{M} + \text{H}$] $^+$, 376 (8), 358 (21), 312 (100), 221 (14), 155 (16), 91 (34), 77 (2).

HRMS: m/z [$\text{M} + \text{Na}$] $^+$ calcd for $\text{C}_{22}\text{H}_{18}\text{N}_2\text{O}_5\text{SNa}^+$: 445.0829; found: 445.0821.

(3*R*,4*S*)-3-(4-Methylphenyl)-4-nitro-2-tosyl-3,4-dihydroisoquinolin-1(2*H*)-one (11b)

Synthesized according to the general procedure from 2-(nitromethyl)benzaldehyde (**6a**; 83 mg, 0.50 mmol) and *N*-tosylimine **9b** (163 mg, 0.60 mmol). The oxidation step was conducted with PCC (166 mg, 0.77 mmol); yield: 102 mg (46%); colorless solid; mp 109 °C (*i*-PrOH).

$[\alpha]_{\text{D}}^{20} +17.2$ (*c* 0.95, CHCl_3); 40% ee; $R_f = 0.72$ (*n*-hexane–EtOAc, 1:1).

IR (film): 2987, 2921, 2311, 2075, 1976, 1690, 1596, 1555, 1453, 1353, 1299, 1246, 1168, 1116, 1064, 1013, 910, 806, 720 cm^{-1} .

^1H NMR (400 MHz, CDCl_3): $\delta = 2.26$ (s, 3 H, CH_3), 2.39 (s, 3 H, CH_3), 5.69 (d, $^3J = 1.9$ Hz, 1 H, CHNO_2), 6.75 (d, $^3J = 1.9$ Hz, 1 H, CHAr), 7.07 (m, 4 H, $4 \times \text{CH}_{\text{Ar}}$), 7.28 (d, $^3J = 8.3$ Hz, 2 H, $2 \times \text{CH}_{\text{Ar}}$), 7.30–7.32 (m, 1 H, CH_{Ar}), 7.53–7.57 (m, 2 H, $2 \times \text{CH}_{\text{Ar}}$), 7.87 (d, $^3J = 8.4$ Hz, 2 H, $2 \times \text{CH}_{\text{Ar}}$), 8.14–8.18 (m, 1 H, CH_{Ar}).

^{13}C NMR (100 MHz, CDCl_3): $\delta = 21.0$ (CH_3), 21.7 (CH_3), 61.0 (CHAr), 86.1 (CHNO_2), 126.2 ($2 \times \text{CH}_{\text{Ar}}$), 127.7 (C_{Ar}), 128.8 (C_{Ar}), 129.2 ($2 \times \text{CH}_{\text{Ar}}$), 129.2 (CH_{Ar}), 129.5 ($2 \times \text{CH}_{\text{Ar}}$), 129.9 ($2 \times \text{CH}_{\text{Ar}}$), 130.5 (CH_{Ar}), 131.6 (CH_{Ar}), 132.2 (C_{Ar}), 134.2 (CH_{Ar}), 135.2 (C_{Ar}), 138.9 (C_{Ar}), 145.3 (C_{Ar}), 161.1 ($\text{C}=\text{O}$).

MS (EI, 70 eV): m/z (%) = 437 (1) [$\text{M} + \text{H}$] $^+$, 390 (17), 372 (28), 326 (100), 235 (33), 155 (13), 91 (8).

HRMS: m/z [$\text{M} + \text{H}$] $^+$ calcd for $\text{C}_{23}\text{H}_{21}\text{N}_2\text{O}_5\text{S}^+$: 437.1166; found: 437.1163.

(3R,4S)-4-Nitro-2-tosyl-3-(3,4,5-trimethoxyphenyl)-3,4-dihydroisoquinolin-1(2H)-one (11c)

Synthesized according to the general procedure from 2-(nitromethyl)benzaldehyde (**6a**; 83 mg, 0.50 mmol) and *N*-tosylimine **9c** (199 mg, 0.57 mmol). The oxidation step was conducted with PCC (168 mg, 0.78 mmol); yield: 136 mg (53%); colorless solid; mp 190 °C (*i*-PrOH).

$[\alpha]_D^{20}$ -13.6 (*c* 0.98, CHCl₃); 57% ee; R_f = 0.43 (*n*-hexane–EtOAc, 1:1).

IR (film): 2259, 1693, 1596, 1557, 1463, 1358, 1303, 1249, 1167, 1118, 1067, 1014, 908, 846, 806, 727 cm⁻¹.

¹H NMR (600 MHz, CDCl₃): δ = 2.41 (s, 3 H, CH₃), 3.68 (s, 6 H, 2 × OCH₃), 3.78 (s, 3 H, OCH₃), 5.74 (d, ³*J* = 1.9 Hz, 1 H, CHNO₂), 6.35 (s, 2 H, 2 × CH_{Ar}), 6.73 (d, ³*J* = 1.8 Hz, 1 H, CH_{Ar}), 7.30 (d, ³*J* = 8.4 Hz, 2 H, 2 × CH_{Ar}), 7.37–7.38 (m, 1 H, CH_{Ar}), 7.57–7.62 (m, 2 H, 2 × CH_{Ar}), 7.89 (d, ³*J* = 8.3 Hz, 2 H, 2 × CH_{Ar}), 8.16–8.18 (m, 1 H, CH_{Ar}).

¹³C NMR (150 MHz, CDCl₃): δ = 21.7 (CH₃), 56.0 (2 × OCH₃), 60.8 (OCH₃), 61.3 (CH_{Ar}), 85.9 (CHNO₂), 103.5 (2 × CH_{Ar}), 127.8 (C_{Ar}), 128.7 (C_{Ar}), 129.0 (CH_{Ar}), 129.3 (2 × CH_{Ar}), 129.5 (2 × CH_{Ar}), 130.5 (C_{Ar}), 130.7 (CH_{Ar}), 131.7 (CH_{Ar}), 134.4 (CH_{Ar}), 135.1 (C_{Ar}), 138.2 (C_{Ar}), 145.5 (C_{Ar}), 153.7 (2 × C_{Ar}), 161.1 (C=O).

MS (EI, 70 eV): *m/z* (%) = 512 (24) [M⁺], 466 (67), 401 (2), 296 (20), 284 (26), 311 (100), 155 (7), 91 (11).

HRMS: *m/z* [M + H]⁺ calcd for C₂₅H₂₅N₂O₈S⁺: 513.1326; found: 513.1326.

(3R,4S)-3-(3,4-Methylenedioxyphenyl)-4-nitro-2-tosyl-3,4-dihydroisoquinolin-1(2H)-one (11d)

Synthesized according to the general procedure from 2-(nitromethyl)benzaldehyde (**6a**; 82 mg, 0.50 mmol) and *N*-tosylimine **9d** (166 mg, 0.55 mmol). The oxidation step was conducted with PCC (156 mg, 0.72 mmol); yield: 92 mg (40%); colorless solid; mp 172 °C (*i*-PrOH).

$[\alpha]_D^{20}$ +6.4 (*c* 0.97, CHCl₃); 94% ee; R_f = 0.63 (*n*-hexane–EtOAc, 1:1).

IR (film): 2984, 2906, 2285, 2068, 1982, 1690, 1598, 1556, 1495, 1447, 1354, 1244, 1166, 1029, 914, 810, 722 cm⁻¹.

¹H NMR (400 MHz, CDCl₃): δ = 2.40 (s, 3 H, CH₃), 5.66 (d, ³*J* = 1.9 Hz, 1 H, CHNO₂), 5.91 (d, ²*J* = 1.5 Hz, 1 H, CH_aH_b), 5.91 (d, ²*J* = 1.5 Hz, 1 H, CH_aH_b), 6.62 (s, 1 H, CH_{Ar}), 6.67–6.68 (m, 3 H, CH_{Ar}, 2 × CH_{Ar}), 7.28–7.30 (d, ³*J* = 8.2 Hz, 2 H, 2 × CH_{Ar}), 7.32–7.36 (m, 1 H, CH_{Ar}), 7.55–7.60 (m, 2 H, 2 × CH_{Ar}), 7.89 (d, ³*J* = 8.4 Hz, 2 H, 2 × CH_{Ar}), 8.14–8.18 (m, 1 H, CH_{Ar}).

¹³C NMR (150 MHz, CDCl₃): δ = 21.7 (CH₃), 60.9 (CH_{Ar}), 86.0 (CHNO₂), 101.6 (CH₂), 106.7 (CH_{Ar}), 108.8 (CH_{Ar}), 120.3 (CH_{Ar}), 127.6 (C_{Ar}), 128.7 (C_{Ar}), 129.0 (C_{Ar}), 129.2 (2

$\times \text{CH}_{\text{Ar}}$, 129.3 (CH_{Ar}), 129.5 ($2 \times \text{CH}_{\text{Ar}}$), 130.5 (CH_{Ar}), 131.7 (CH_{Ar}), 134.3 (CH_{Ar}), 135.1 (C_{Ar}), 145.4 (C_{Ar}), 148.1 (C_{Ar}), 148.4 (C_{Ar}), 160.9 ($\text{C}=\text{O}$).

MS (EI, 70 eV): m/z (%) = 466 (16) [M^+], 420 (100), 419 (18), 356 (8), 355 (12), 265 (87), 264 (15), 238 (27), 237 (42), 155 (11), 91 (21).

HRMS: m/z [$\text{M} + \text{H}$] $^+$ calcd for $\text{C}_{23}\text{H}_{19}\text{N}_2\text{O}_7\text{S}^+$: 467.0907; found: 467.0903.

(3R,4S)-3-(1-Naphthyl)-4-nitro-2-tosyl-3,4-dihydroisoquinolin-1(2H)-one (11e)

Synthesized according to the general procedure from 2-(nitromethyl)benzaldehyde (**6a**; 82 mg, 0.50 mmol) and *N*-tosylimine **9e** (170 mg, 0.55 mmol). The oxidation step was conducted with PCC (146 mg, 0.68 mmol); yield: 92 mg (39%); colorless solid; mp 188 °C (*i*-PrOH).

$[\alpha]_{\text{D}}^{20}$ -115.2 (c 0.72, CHCl_3); 62% ee; R_f = 0.70 (*n*-hexane–EtOAc, 1:1).

IR (film): 3074, 1733, 1687, 1598, 1552, 1512, 1458, 1403, 1361, 1294, 1254, 1174, 1116, 1090, 1066, 999, 903, 845, 799, 769, 714 cm^{-1} .

^1H NMR (600 MHz, CDCl_3): δ = 2.42 (s, 3 H, CH_3), 5.92 (d, 3J = 1.7 Hz, 1 H, CHNO_2), 7.08 (d, J = 7.2 Hz, 1 H, CH_{Ar}), 7.15 (d, 3J = 7.6 Hz, 1 H, CH_{Ar}), 7.23 (dd, 3J = 7.7, 7.7 Hz, 1 H, CH_{Ar}), 7.31 (d, 3J = 8.2 Hz, 2 H, $2 \times \text{CH}_{\text{Ar}}$), 7.50 (ddd, 3J = 7.7, 7.7 Hz, 4J = 1.2 Hz, 1 H, CH_{Ar}), 7.57 (ddd, 3J = 7.7, 7.7 Hz, 4J = 0.9 Hz, 1 H, CH_{Ar}), 7.62 (dd, 3J = 7.7, 7.7 Hz, 1 H, CH_{Ar}), 7.65 (s, 1 H, CH_{Ar}), 7.77–7.80 (m, 2 H, $2 \times \text{CH}_{\text{Ar}}$), 7.91–7.94 (m, 3 H, $3 \times \text{CH}_{\text{Ar}}$), 8.24 (dd, 3J = 8.0 Hz, 4J = 1.0 Hz, 1 H, CH_{Ar}), 8.39 (d, 3J = 8.5 Hz, 1 H, CH_{Ar}).

^{13}C NMR (150 MHz, CDCl_3): δ = 21.7 (CH_3), 58.9 (CH_{Ar}), 84.5 (CHNO_2), 121.4 (CH_{Ar}), 125.0 (CH_{Ar}), 125.2 (CH_{Ar}), 126.5 (CH_{Ar}), 127.5 (C_{Ar}), 128.0 (CH_{Ar}), 128.5 (C_{Ar}), 129.2 (C_{Ar}), 129.3 ($2 \times \text{CH}_{\text{Ar}}$), 129.3 (CH_{Ar}), 129.6 ($2 \times \text{CH}_{\text{Ar}}$), 129.7 (C_{Ar}), 129.7 (CH_{Ar}), 129.8 (CH_{Ar}), 130.8 (CH_{Ar}), 131.6 (CH_{Ar}), 134.1 (C_{Ar}), 134.2 (CH_{Ar}), 135.2 (C_{Ar}), 145.5 (C_{Ar}), 161.6 ($\text{C}=\text{O}$).

MS (EI, 70 eV): m/z (%) = 472 (4) [M^+], 426 (83), 408 (4), 362 (36), 361 (14), 271 (92), 270 (83), 255 (48), 254 (37), 244 (52), 243 (53), 242 (15), 241 (18), 215 (67), 155 (24), 91 (100), 65 (24).

HRMS: m/z [$\text{M} + \text{H}$] $^+$ calcd for $\text{C}_{26}\text{H}_{21}\text{N}_2\text{O}_5\text{S}^+$: 473.1166; found: 473.1163.

(3R,4S)-3-(2-Naphthyl)-4-nitro-2-tosyl-3,4-dihydroisoquinolin-1(2H)-one (11f)

Synthesized according to the general procedure from 2-(nitromethyl)benzaldehyde (**6a**; 82 mg, 0.50 mmol) and *N*-tosylimine **9f** (177 mg, 0.57 mmol). The oxidation step was conducted with PCC (162 mg, 0.75 mmol); yield: 133 mg (57%); colorless solid; mp 170 °C (*i*-PrOH).

$[\alpha]_{\text{D}}^{20}$ +31.6 (c 0.95, CHCl_3); 89% ee; R_f = 0.68 (*n*-hexane–EtOAc, 1:1).

IR (film): 3055, 2321, 2089, 1914, 1677, 1597, 1551, 1458, 1401, 1359, 1303, 1246, 1166, 1115, 1065, 1011, 962, 907, 845, 807, 736, 706 cm^{-1} .

^1H NMR (600 MHz, CDCl_3): δ = 2.40 (s, 3 H, CH_3), 5.85 (d, 3J = 1.8 Hz, 1 H, CHNO_2), 6.98 (br s, 1 H, CHAr), 7.27–7.31 (m, 4 H, $4 \times \text{CHAr}$), 7.45–7.49 (m, 2 H, $2 \times \text{CHAr}$), 7.53 (dd, 3J = 1.5, 7.7 Hz, 1 H, CHAr), 7.53 (dd, 3J = 7.7 Hz, 4J = 1.1 Hz, 1 H, CHAr), 7.65 (s, 1 H, CHAr), 7.69–7.71 (m, 1 H, CHAr), 7.77–7.79 (m, 2 H, $2 \times \text{CHAr}$), 7.91 (d, J = 8.3 Hz, 2 H, $2 \times \text{CHAr}$), 8.21 (dd, 3J = 7.6 Hz, 4J = 1.3 Hz, 1 H, CHAr).

^{13}C NMR (150 MHz, CDCl_3): δ = 21.7 (CH_3), 61.4 (CHAr), 85.9 (CHNO_2), 123.1 (CHAr), 126.1 (CHAr), 126.9 (CHAr), 127.0 (CHAr), 127.6 (CAr), 127.6 (CHAr), 128.2 (CHAr), 128.8 (CAr), 129.3 ($2 \times \text{CHAr}$), 129.3 (CHAr), 129.4 (CHAr), 129.6 ($2 \times \text{CHAr}$), 130.5 (CHAr), 131.7 (CHAr), 132.5 (CAr), 133.1 ($2 \times \text{CAr}$), 134.3 (CHAr), 135.1 (CAr), 145.5 (CAr), 161.2 (C=O).

MS (EI, 70 eV): m/z (%) = 472 (6) [M^+], 426 (100), 408 (5), 362 (29), 361 (23), 271 (32), 244 (25), 215 (36), 155 (21), 91 (22), 65 (18).

HRMS: m/z [$\text{M} + \text{H}$] $^+$ calcd for $\text{C}_{26}\text{H}_{21}\text{N}_2\text{O}_5\text{S}^+$: 473.1166; found: 473.1161.

(3R,4S)-4-Nitro-3-(3-nitrophenyl)-2-tosyl-3,4-dihydroisoquinolin-1(2H)-one (11g)

Synthesized according to the general procedure from 2-(nitromethyl)benzaldehyde (**6a**; 82 mg, 0.50 mmol) and *N*-tosylimine **9g** (174 mg, 0.57 mmol). The oxidation step was conducted with PCC (156 mg, 0.72 mmol); yield: 180 mg (77%); colorless solid; mp 189 °C (*i*-PrOH).

$[\alpha]_{\text{D}}^{20}$ –58.0 (*c* 0.96, CHCl_3); 84% ee; R_f = 0.63 (*n*-hexane–EtOAc, 1:1).

IR (film): 3309, 3088, 2920, 2850, 2096, 1736, 1679, 1593, 1529, 1351, 1248, 1166, 1062, 1011, 904, 839, 806, 730 cm^{-1} .

^1H NMR (600 MHz, CDCl_3): δ = 2.42 (s, 3 H, CH_3), 5.74 (d, 3J = 2.0 Hz, 1 H, CHNO_2), 6.92 (d, 3J = 1.8 Hz, 1 H, CHAr), 7.33 (d, 3J = 8.1 Hz, 2 H, $2 \times \text{CHAr}$), 7.35–7.38 (m, 1 H, CHAr), 7.51 (dd, 3J = 8.0, 8.0 Hz, 1 H, CHAr), 7.58–7.63 (m, 3 H, $3 \times \text{CHAr}$), 7.94 (d, 3J = 8.3 Hz, 2 H, $2 \times \text{CHAr}$), 8.13–8.14 (m, 1 H, CHAr), 8.15–8.17 (m, 1 H, CHAr), 8.18–8.21 (m, 1 H, CHAr).

^{13}C NMR (150 MHz, CDCl_3): δ = 21.4 (CH_3), 60.4 (CHAr), 85.3 (CHNO_2), 121.5 (CHAr), 124.0 (CHAr), 126.9 (CAr), 128.5 (CAr), 129.4 ($2 \times \text{CHAr}$), 129.6 ($3 \times \text{CHAr}$), 130.6 (CHAr), 130.7 (CHAr), 132.1 (CHAr), 132.2 (CHAr), 134.6 (CHAr), 134.7 (CAr), 137.7 (CAr), 145.9 (CAr), 148.7 (CAr), 160.6 (C=O).

MS (EI, 70 eV): m/z (%) = 468 (1) [$\text{M} + \text{H}$] $^+$, 421 (2), 403 (10), 357 (100), 311 (6), 155 (21), 91 (14).

HRMS: m/z [$\text{M} + \text{H}$] $^+$ calcd for $\text{C}_{22}\text{H}_{18}\text{N}_3\text{O}_7\text{S}^+$: 468.0860; found: 468.0855.

(3R,4S)-3-(2-Bromophenyl)-4-nitro-2-tosyl-3,4-dihydroisoquinolin-1(2H)-one (11h)

Synthesized according to the general procedure from 2-(nitromethyl)benzaldehyde (**6a**; 83 mg, 0.50 mmol) and *N*-tosylimine **9h** (182 mg, 0.54 mmol). The oxidation step was conducted with PCC (161 mg, 0.75 mmol); yield: 197 mg (78%); colorless solid; mp 203 °C (*i*-PrOH).

$[\alpha]_D^{20}$ -82.2 (*c* 0.99, CHCl₃); 77% ee; R_f = 0.70 (*n*-hexane–EtOAc, 1:1).

IR (film): 2921, 2848, 2105, 1690, 1595, 1553, 1508, 1458, 1422, 1353, 1243, 1166, 1117, 1070, 1013, 975, 907, 810, 711 cm⁻¹.

¹H NMR (600 MHz, CDCl₃): δ = 2.42 (s, 3 H, CH₃), 5.83 (d, ³*J* = 1.7 Hz, 1 H, CHNO₂), 6.96 (dd, ³*J* = 7.6 Hz, ⁴*J* = 1.6 Hz, 1 H, CH_{Ar}), 7.11 (d, ³*J* = 1.4 Hz, 1 H, CH_{Ar}), 7.13–7.18 (m, 2 H, 2 × CH_{Ar}), 7.33 (d, ³*J* = 8.2 Hz, 2 H, 2 × CH_{Ar}), 7.37–7.38 (m, 1 H, CH_{Ar}), 7.55–7.60 (m, 2 H, 2 × CH_{Ar}), 7.64 (dd, ³*J* = 7.8 Hz, ⁴*J* = 1.4 Hz, 1 H, CH_{Ar}), 7.98 (d, ³*J* = 8.4 Hz, 2 H, 2 × CH_{Ar}), 8.18–8.21 (m, 1 H, CH_{Ar}).

¹³C NMR (150 MHz, CDCl₃): δ = 21.7 (CH₃), 60.6 (CH_{Ar}), 83.3 (CHNO₂), 122.1 (C_{Ar}), 127.4 (C_{Ar}), 128.2 (CH_{Ar}), 128.2 (CH_{Ar}), 128.3 (C_{Ar}), 129.2 (CH_{Ar}), 129.3 (2 × CH_{Ar}), 129.7 (2 × CH_{Ar}), 130.6 (CH_{Ar}), 130.9 (CH_{Ar}), 131.7 (CH_{Ar}), 133.8 (C_{Ar}), 133.9 (CH_{Ar}), 134.4 (CH_{Ar}), 135.1 (C_{Ar}), 145.6 (C_{Ar}), 161.3 (C=O).

MS (EI, 70 eV): *m/z* (%) = 456/454 (9/9) [M – NO₂]⁺, 438/436 (13/13), 392/390 (99/100), 311 (4), 310 (6), 301/299 (10/10), 155 (22), 91 (24).

HRMS: *m/z* [M + H]⁺ calcd for C₂₂H₁₈N₂O₅SBr⁺: 501.0114; found: 501.0114.

(3R,4S)-3-(4-Fluorophenyl)-4-nitro-2-tosyl-3,4-dihydroisoquinolin-1(2H)-one (11i)

Synthesized according to the general procedure from 2-(nitromethyl)benzaldehyde (**6a**; 82 mg, 0.50 mmol) and *N*-tosylimine **9i** (152 mg, 0.55 mmol). The oxidation step was conducted with PCC (167 mg, 0.78 mmol); yield: 118 mg (54%); colorless solid; mp 188 °C (*i*-PrOH).

$[\alpha]_D^{20}$ +4.7 (*c* 1.01, CHCl₃); 89% ee; R_f = 0.70 (*n*-hexane–EtOAc, 1:1).

IR (film): 3098, 2923, 2850, 2602, 2323, 2111, 1989, 1734, 1688, 1600, 1549, 1509, 1459, 1360, 1308, 1273, 1232, 1169, 1112, 1084, 1062, 1010, 918, 832, 769, 717 cm⁻¹.

¹H NMR (600 MHz, CDCl₃): δ = 2.41 (s, 3 H, CH₃), 5.76 (d, ³*J* = 1.8 Hz, 1 H, CHNO₂), 6.78 (s, 1 H, CH_{Ar}), 6.98 (dd, ³*J*_{H,F} = 8.3 Hz, ³*J*_{H,H} = 8.3 Hz, 2 H, 2 × CH_{Ar}), 7.19 (dd, ³*J*_{H,H} = 8.4 Hz, ⁴*J*_{H,F} = 4.8 Hz, 2 H, 2 × CH_{Ar}), 7.30 (d, ³*J* = 8.3 Hz, 2 H, 2 × CH_{Ar}), 7.33–7.36 (m, 1 H, CH_{Ar}), 7.57–7.60 (m, 2 H, 2 × CH_{Ar}), 7.88 (d, ³*J* = 8.2 Hz, 2 H, 2 × CH_{Ar}), 8.16–8.19 (m, 1 H, CH_{Ar}).

¹³C NMR (150 MHz, CDCl₃): δ = 21.7 (CH₃), 60.6 (CH_{Ar}), 85.9 (CHNO₂), 116.4 (d, ²*J*_{C,F} = 22.2 Hz, 2 × CH_{Ar}), 127.4 (C_{Ar}), 128.3 (d, ³*J*_{C,F} = 8.5 Hz, 2 × CH_{Ar}), 128.7 (C_{Ar}), 129.3 (2 × CH_{Ar}), 129.4 (CH_{Ar}), 129.6 (2 × CH_{Ar}), 130.6 (CH_{Ar}), 131.1 (d, ⁴*J*_{C,F} = 3.1 Hz, C_{Ar}),

131.8 (CH_{Ar}), 134.4 (CH_{Ar}), 135.0 (C_{Ar}), 145.6 (C_{Ar}), 160.8 (C=O), 163.8 (d, ¹J_{C,F} = 247.7 Hz, C_{Ar}F).

¹⁹F NMR (565 MHz, CDCl₃): δ = -112.0 (dddd, ³J_{H,F} = 8.5, 8.5 Hz, ⁴J_{H,F} = 5.0, 5.0 Hz, C_{Ar}F).

MS (EI, 70 eV): *m/z* (%) = 394 (5) [M - NO₂]⁺, 376 (16), 330 (100), 239 (9), 212 (17), 183 (25), 155 (13), 91 (19).

HRMS: *m/z* [M + H]⁺ calcd for C₂₂H₁₈N₂O₅SF⁺: 441.0915; found: 441.0910.

Anal. Calcd for C₂₂H₁₇N₂O₅SF: C, 59.99; H, 3.89; N, 6.36. Found: C, 59.83; H, 4.11; N, 6.35.

(3R,4S)-6-Bromo-4-nitro-3-phenyl-2-tosyl-3,4-dihydroisoquinolin-1(2H)-one (11j)

Synthesized according to the general procedure from 4-bromo-2-(nitromethyl)benzaldehyde (**6j**; 122 mg, 0.50 mmol) and *N*-tosylimine **9a** (144 mg, 0.56 mmol). The oxidation step was conducted with PCC (176 mg, 0.82 mmol); yield: 192 mg (77%); colorless solid; mp 128 °C (*i*-PrOH).

[α]_D²⁰ +0.5 (*c* 1.03, CHCl₃); 77% ee; *R*_f = 0.76 (*n*-hexane–EtOAc, 1:1).

IR (film): 3069, 2985, 2928, 2102, 1731, 1693, 1592, 1558, 1494, 1453, 1360, 1294, 1244, 1167, 1124, 1080, 1047, 911, 846, 810, 761, 731, 698 cm⁻¹.

¹H NMR (600 MHz, CDCl₃): δ = 2.41 (s, 3 H, CH₃), 5.66 (d, ³J = 2.0 Hz, 1 H, CHNO₂), 6.81 (d, ³J = 2.0 Hz, 1 H, CHPh), 7.18–7.20 (m, 2 H, 2 × CH_{Ar}), 7.28–7.31 (m, 5 H, 5 × CH_{Ar}), 7.48 (d, ⁴J = 1.8 Hz, 1 H, CH_{Ar}), 7.70 (dd, ³J = 8.5 Hz, ⁴J = 1.9 Hz, 1 H, CH_{Ar}), 7.86 (d, ³J = 8.4 Hz, 2 H, 2 × CH_{Ar}), 8.03 (d, ³J = 8.5 Hz, 1 H, CH_{Ar}).

¹³C NMR (150 MHz, CDCl₃): δ = 21.7 (CH₃), 61.2 (CHPh), 85.4 (CHNO₂), 126.3 (2 × CH_{Ar}), 127.6 (C_{Ar}), 129.1 (C_{Ar}), 129.2 (CH_{Ar}), 129.2 (C_{Ar}), 129.3 (2 × CH_{Ar}), 129.5 (2 × CH_{Ar}), 129.6 (2 × CH_{Ar}), 130.7 (CH_{Ar}), 133.5 (CH_{Ar}), 134.7 (C_{Ar}), 134.9 (C_{Ar}), 135.0 (CH_{Ar}), 145.6 (C_{Ar}), 160.4 (C=O).

MS (EI, 70 eV): *m/z* (%) = 456/454 (2/2) [M - NO₂]⁺, 438/436 (7/8), 392/390 (46/48), 376 (4), 312 (100), 301/299 (5/5), 221 (16), 195 (20), 194 (15), 165 (40), 155 (57), 91 (94).

HRMS: *m/z* [M + H]⁺ calcd for C₂₂H₁₈N₂O₅SBr⁺: 501.0114; found: 501.0113.

(3R,4S)-7-Fluoro-4-nitro-3-phenyl-2-tosyl-3,4-dihydroisoquinolin-1(2H)-one (11k)

Synthesized according to the general procedure from 5-fluoro-2-(nitromethyl)benzaldehyde (**6k**; 68 mg, 0.37 mmol) and *N*-tosylimine **9a** (110 mg, 0.42 mmol). The oxidation step was conducted with PCC (146 mg, 0.68 mmol); yield: 85 mg (52%); colorless solid; mp 190 °C (*i*-PrOH).

[α]_D²⁰ +4.3 (*c* 0.58, CHCl₃); 72% ee; *R*_f = 0.75 (*n*-hexane–EtOAc, 1:1).

IR (film): 3331, 3076, 2918, 2850, 2694, 2293, 2067, 1941, 1688, 1597, 1555, 1497, 1437, 1355, 1264, 1163, 1085, 1026, 928, 847, 807, 743 cm^{-1} .

^1H NMR (600 MHz, CDCl_3): δ = 2.41 (s, 3 H, CH_3), 5.70 (d, 3J = 1.9 Hz, 1 H, CHNO_2), 6.81 (d, 3J = 1.9 Hz, 1 H, CHPh), 7.18–7.19 (m, 2 H, $2 \times \text{CH}_{\text{Ar}}$), 7.24–7.27 (m, 1 H, CH_{Ar}), 7.28–7.30 (m, 5 H, $5 \times \text{CH}_{\text{Ar}}$), 7.34 (dd, $^3J_{\text{H,H}}$ = 8.4 Hz, $^4J_{\text{H,F}}$ = 4.8 Hz, 1 H, CH_{Ar}), 7.84–7.86 (m, 3 H, $3 \times \text{CH}_{\text{Ar}}$).

^{13}C NMR (150 MHz, CDCl_3): δ = 21.7 (CH_3), 61.2 (CHPh), 85.3 (CHNO_2), 116.3 (d, $^2J_{\text{C,F}}$ = 24.3 Hz, CH_{Ar}), 121.6 (d, $^2J_{\text{C,F}}$ = 22.5 Hz, CH_{Ar}), 123.6 (d, $^4J_{\text{C,F}}$ = 3.8 Hz, C_{Ar}), 126.3 ($2 \times \text{CH}_{\text{Ar}}$), 129.1 (CH_{Ar}), 129.3 ($2 \times \text{CH}_{\text{Ar}}$), 129.4 ($2 \times \text{CH}_{\text{Ar}}$), 129.6 ($2 \times \text{CH}_{\text{Ar}}$), 131.2 (d, $^3J_{\text{C,F}}$ = 7.8 Hz, C_{Ar}), 132.9 (d, $^3J_{\text{C,F}}$ = 8.3 Hz, CH_{Ar}), 134.8 (C_{Ar}), 134.9 (C_{Ar}), 145.7 (C_{Ar}), 160.0 (d, $^4J_{\text{C,F}}$ = 1.8 Hz, $\text{C}=\text{O}$), 164.3 (d, $^1J_{\text{C,F}}$ = 254.3 Hz, C_{ArF}).

^{19}F NMR (565 MHz, CDCl_3): δ = -105.8 (ddd, $^3J_{\text{H,F}}$ = 8.0, 8.0 Hz, $^4J_{\text{H,F}}$ = 5.0 Hz, C_{ArF}).

MS (EI, 70 eV): m/z (%) = 441 (3) [$\text{M} + \text{H}$] $^+$, 394 (14), 376 (11), 330 (100), 239 (8), 183 (20), 155 (18), 148 (15), 91 (5), 77 (3).

HRMS: m/z [$\text{M} + \text{H}$] $^+$ calcd for $\text{C}_{22}\text{H}_{18}\text{N}_2\text{O}_5\text{SF}^+$: 441.0915; found: 441.0916.

(3R,4S)-4-Nitro-2-tosyl-3-(1-tosyl-1H-indol-3-yl)-3,4-dihydroisoquinolin-1(2H)-one (11I)

Synthesized by dissolving 2-(nitromethyl)benzaldehyde (**6a**; 51 mg, 0.31 mmol), *N*-tosylimine **9I** (149 mg, 0.33 mmol) and Et_3N (32 mg, 0.32 mmol) in toluene (1 mL). The mixture was stirred at -20 °C for 2 d. The oxidation step was conducted with PCC (115 mg, 0.53 mmol) at r.t. and monitored by TLC. Purification was by flash chromatography on silica gel (*n*-hexane– EtOAc , 5:1 to 2:1); yield: 84 mg (44%); colorless solid; mp 224 °C (*i*-PrOH).

R_f = 0.60 (*n*-hexane– EtOAc , 1:1).

IR (film): 1693, 1596, 1557, 1448, 1399, 1360, 1289, 1244, 1170, 1118, 1089, 1062, 1011, 971, 840, 809, 726, 702 cm^{-1} .

^1H NMR (600 MHz, CDCl_3): δ = 2.30 (s, 3 H, CH_3), 2.43 (s, 3 H, CH_3), 5.84 (d, 3J = 2.0 Hz, 1 H, CHNO_2), 6.98 (dd, 3J = 1.9 Hz, 4J = 1.3 Hz, 1 H, CHAr), 7.15 (d, 3J = 8.5 Hz, 2 H, $2 \times \text{CH}_{\text{Ar}}$), 7.26–7.28 (m, 2 H, $2 \times \text{CH}_{\text{Ar}}$), 7.33 (d, 3J = 8.2 Hz, 2 H, $2 \times \text{CH}_{\text{Ar}}$), 7.35–7.38 (m, 2 H, $2 \times \text{CH}_{\text{Ar}}$), 7.56–7.60 (m, 3 H, $3 \times \text{CH}_{\text{Ar}}$), 7.63 (ddd, 3J = 7.6, 7.6 Hz, 4J = 1.1 Hz, 1 H, CH_{Ar}), 7.69–7.71 (m, 1 H, CH_{Ar}), 7.93–7.96 (m, 3 H, $3 \times \text{CH}_{\text{Ar}}$), 8.24 (dd, 3J = 7.8 Hz, 4J = 1.1 Hz, 1 H, CH_{Ar}).

^{13}C NMR (150 MHz, CDCl_3): δ = 21.6 (CH_3), 21.8 (CH_3), 55.1 (CHAr), 83.5 (CHNO_2), 114.3 (CH_{Ar}), 117.9 (C_{Ar}), 118.5 (CH_{Ar}), 124.1 (CH_{Ar}), 125.8 (CH_{Ar}), 126.0 (CH_{Ar}), 126.9 ($2 \times \text{CH}_{\text{Ar}}$), 127.1 (C_{Ar}), 127.5 (C_{Ar}), 128.1 (C_{Ar}), 129.4 ($4 \times \text{CH}_{\text{Ar}}$), 129.7 (CH_{Ar}), 129.9 ($2 \times \text{CH}_{\text{Ar}}$), 130.7 (CH_{Ar}), 131.8 (CH_{Ar}), 134.2 (C_{Ar}), 134.3 (CH_{Ar}), 135.1 (C_{Ar}), 135.3 (C_{Ar}), 145.3 (C_{Ar}), 145.6 (C_{Ar}), 160.6 ($\text{C}=\text{O}$).

MS (EI, 70 eV): m/z (%) = 615 (1) [M^+], 569 (6), 414 (6), 299 (4), 232 (16), 155 (51), 91 (100), 89 (25), 77 (10), 65 (67), 63 (17).

HRMS: m/z [$M + H$]⁺ calcd for $C_{31}H_{26}N_3O_7S_2^+$: 616.1207; found: 616.1207.

Supplementary Material

Refer to Web version on PubMed Central for supplementary material.

Acknowledgment

Support from the European Research Council (ERC Advanced Grant 320493 'DOMINOCAT') is gratefully acknowledged.

References

- (1). (a) Shamma, M. Isoquinoline Alkaloids, Chemistry and Pharmacology. Academic; New York: 1972. (b) Mújde B, Özcan S, Balci M. Phytochemistry Lett. 2011; 4:407.
- (2). For the isolation of thalflavine, see:(a) Umarov KS, Ismailov ZF, Yunusov SY. Chem. Nat. Compd. 1970; 6:452.(b) Popovi M, Djurkovi R, Gasi O, Pal B, Dutschewska H, Kuzmanov B. Biochem. Syst. Ecol. 1992; 20:255.For the revision of the proposed structure, see:(c) Aly Y, Galal A, Wong LK, Fu EW, Lin F-T, Duah FK, Schiff PL Jr. Phytochemistry. 1989; 28:1967.
- (3). For the isolation of pancratistatin, see:(a) Pettit GR, Gaddamidi V, Cragg GM, Herald DL, Sagawa Y. J. Chem. Soc., Chem. Commun. 1984:1693.(b) Pettit GR, Gaddamidi V, Cragg GM. J. Nat. Prod. 1984; 47:1018. [PubMed: 6549467] (c) Pettit GR, Gaddamidi V, Herald DL, Singh SB, Cragg GM, Schmidt JM, Boettner FE, Williams M, Sagawa Y. J. Nat. Prod. 1986; 49:995. [PubMed: 3572427] For selected total syntheses, see:(d) Danishefsky S, Lee JY. J. Am. Chem. Soc. 1989; 111:4829.(e) Tian X, Hudlicky T, Königsberger K. J. Am. Chem. Soc. 1995; 117:3643.(f) Rigby JH, Maharoo USM, Mateo ME. J. Am. Chem. Soc. 2000; 122:6624.(g) Ko HJ, Kim E, Park JE, Kim D, Kim S. J. Org. Chem. 2004; 69:112. [PubMed: 14703386] (h) Dam JH, Madsen R. Eur. J. Org. Chem. 2009:4666.(i) Jung Y-G, Kang H-U, Cho H-K, Cho C-G. Org. Lett. 2011; 13:5890. [PubMed: 21985106] For selected references on the biological activity, see: (j) Pettit GR, Pettit GR III, Backhaus RA, Boyd MR, Meerow AW. J. Nat. Prod. 1993; 56:1682. [PubMed: 8277308] (k) Gabrielsen B, Montath TP, Huggins JW, Kefauver DF, Pettit GR, Groszek G, Hollingshead M, Kirsi JJ, Shannon WM, Schubert EM, Dare J, Ugarkar B, Ussery MA, Phelan MJ. J. Nat. Prod. 1992; 55:1569. [PubMed: 1336040]
- (4). For the isolation of plicamine, see:(a) Ünver N, Gözler T, Walch N, Gözler B, Hesse M. Phytochemistry. 1999; 50:1255.For reported total syntheses, see:(b) Baxendale IR, Ley SV, Piutti C. Angew. Chem. Int. Ed. 2002; 41:2194.(c) Baxendale IR, Ley SV, Nessi M, Piutti C. Tetrahedron. 2002; 58:6285.
- (5). Leese MP, Jourdan FL, Major MR, Dohle W, Thomas MP, Hamel E, Ferrandis E, Mahon MF, Newman SP, Purohit A, Potter BVL. ChemMedChem. 2014; 9:798. [PubMed: 24596315]
- (6). Zhou D, Gross JL, Adedoyin AB, Aschmies SB, Brennan J, Bowlby M, Di L, Kubek K, Platt BJ, Wang Z, Zhang G, Brandon N, Comery TA, Robichaud AJ. J. Med. Chem. 2012; 55:2452. [PubMed: 22313242]
- (7). For selected, recent examples of the preparation of dihydroisoquinolinones, see:(a) Tietze LF, Burkhardt O. Liebigs Ann. 1995:1153.(b) Miura T, Morimoto M, Yamauchi M, Murakami M. J. Org. Chem. 2010; 75:5359. [PubMed: 20604510] (c) Srivastava AK, Song H, Park SB. Synthesis. 2011:2215.(d) Chen P-Y, Chen H-M, Chiang MY, Wang Y-F, Li S-R, Wang T-P, Wang E-C. Tetrahedron. 2012; 68:3030.(e) Chen W, Cui J, Zhu Y, Hu X, Mo W. J. Org. Chem. 2012; 77:1585. [PubMed: 22250945] (f) Li B, Ma J, Wang N, Feng H, Xu S, Wang B. Org. Lett. 2012; 14:736. [PubMed: 22257307] (g) Tang Q, Xia D, Jin X, Zhang Q, Sun X-Q, Wang C. J. Am. Chem. Soc. 2013; 135:4628. [PubMed: 23469938] (h) Nieto-García O, Alonso R. J. Org.

- Chem. 2013; 78:2564. [PubMed: 23379831] (i) Petrone DA, Yoon H, Weinstabl H, Lautens M. *Angew. Chem. Int. Ed.* 2014; 53:7908.
- (8). Enders D, Braig V, Boudou M, Raabe G. *Synthesis.* 2004:2980.
- (9). For selected reviews on organocatalytic domino/cascade reactions, see:(a) Enders D, Grondal C, Hüttl MRM. *Angew. Chem. Int. Ed.* 2007; 46:1570.(b) Walji AM, MacMillan DWC. *Synlett.* 2007:1477.(c) Grondal C, Jeanty M, Enders D. *Nat. Chem.* 2010; 2:167. [PubMed: 21124474] (d) Albrecht L, Jiang H, Jørgensen KA. *Angew. Chem. Int. Ed.* 2011; 50:8492.(e) Lu L-Q, Chen J-R, Xiao W-J. *Acc. Chem. Res.* 2012; 45:1278. [PubMed: 22577988] (f) Pellissier H. *Adv. Synth. Catal.* 2012; 354:237.(g) Gouedranche S, Raimondi W, Bugaut X, Constantieux T, Bonne D, Rodriguez J. *Synthesis.* 2013; 45:1909.(h) Chauhan P, Enders D. *Angew. Chem. Int. Ed.* 2014; 53:1485.(i) Volla CMR, Atodiresei I, Rueping M. *Chem. Rev.* 2014; 114:2390. [PubMed: 24304297]
- (10). Enders D, Hahn R, Atodiresei I. *Adv. Synth. Catal.* 2013; 355:1126.
- (11). For selected reviews and examples of hydrogen-bonding catalysis, see:(a) Schreiner PR. *Chem. Soc. Rev.* 2003; 32:289. [PubMed: 14518182] (b) Taylor MS, Jacobsen EN. *Angew. Chem. Int. Ed.* 2006; 45:1520.(c) Connon SJ. *Chem. Eur. J.* 2006; 12:5418. [PubMed: 16514689] (d) Doyle AG, Jacobsen EN. *Chem. Rev.* 2007; 107:5713. [PubMed: 18072808] (e) Zhang Z, Schreiner PR. *Chem. Soc. Rev.* 2009; 38:1187. [PubMed: 19421588] (f) Etzenbach-Effers K, Berkessel A. *Top. Curr. Chem.* 2010; 291:1. [PubMed: 21494946] (g) Aleman J, Parra A, Jiang H, Jørgensen KA. *Chem. Eur. J.* 2011; 17:6890. [PubMed: 21590822] (h) Storer RI, Aciro C, Jones LH. *Chem. Soc. Rev.* 2011; 40:2330. [PubMed: 21399835] (i) Enders D, Urbanietz G, Hahn R, Raabe G. *Synthesis.* 2012; 44:773.(j) Albrecht L, Dickmeiss G, Acosta FC, Rodriguez-Escrich C, Davis RL, Jørgensen KA. *J. Am. Chem. Soc.* 2012; 134:2543. [PubMed: 22280440] (k) Enders D, Urbanietz G, Cassens-Sasse E, Kees S, Raabe G. *Adv. Synth. Catal.* 2012; 354:1481.(l) Loh CCJ, Hack D, Enders D. *Chem. Commun.* 2013; 49:10230.(m) Loh CCJ, Atodiresei I, Enders D. *Chem. Eur. J.* 2013; 19:10822. [PubMed: 23821535] (n) Liu Y, Wang Y, Song H, Zhou Z, Tang C. *Adv. Synth. Catal.* 2013; 355:2544.(o) Gosh AK, Zhou B. *Tetrahedron Lett.* 2013; 54:3500. [PubMed: 24014895] (p) Sun W, Hong L, Zhu G, Wang Z, Wie X, Ni J, Wang R. *Org. Lett.* 2014; 16:544. [PubMed: 24400909] (q) Zhou E, Liu B, Dong C. *Tetrahedron: Asymmetry.* 2014; 25:181.(r) Urbanietz G, Atodiresei I, Enders D. *Synthesis.* 2014; 46:1261. [PubMed: 25284900] (s) Han X, Dong C, Zhou H-B. *Adv. Synth. Catal.* 2014; 356:1275.(t) Chauhan P, Mahajan S, Loh CCJ, Raabe G, Enders D. *Org. Lett.* 2014; 16:2954. [PubMed: 24840166] (u) Hahn R, Raabe G, Enders D. *Org. Lett.* 2014; 16:3636. [PubMed: 24971998]
- (12). For a review on aza-Henry reactions, see:(a) Noble A, Anderson JC. *Chem. Rev.* 2013; 113:2887. [PubMed: 23461586] For selected, catalytic aza-Henry reactions using metal complexes, see:(b) Knudsen KR, Risgaard T, Nishiwaki N, Gothelf KV, Jørgensen KA. *J. Am. Chem. Soc.* 2001; 123:5843. [PubMed: 11403635] (c) Lee A, Kim W, Lee J, Hyeon T, Kim BM. *Tetrahedron: Asymmetry.* 2004; 15:2595.(d) Palomo C, Oibarbide M, Halder R, Laso A, López R. *Angew. Chem. Int. Ed.* 2006; 45:117.(e) Trost BM, Lupton DW. *Org. Lett.* 2007; 9:2023. [PubMed: 17439228] (f) Handa S, Gnanadesikan V, Matsunaga S, Shibasaki M. *J. Am. Chem. Soc.* 2007; 129:4900. [PubMed: 17394322] (g) Chen Z, Morimoto H, Matsunaga S, Shibasaki M. *J. Am. Chem. Soc.* 2008; 130:2170. [PubMed: 18225906] (h) Handa S, Gnanadesikan V, Matsunaga S, Shibasaki M. *J. Am. Chem. Soc.* 2010; 132:4925. [PubMed: 20218689] (i) Blay G, Escamilla A, Hernández-Olmos V, Pedro JR, Sanz-Marco A. *Chirality.* 2012; 24:441. [PubMed: 22544432] (j) Arai T, Matsumura E. *Synlett.* 2014; 25:1776.(k) Choudhary MK, Das A, Kureshy RI, Kumar M, Khan NH, Abdi SHR, Bajaj HC. *Catal. Sci. Technol.* 2014; 4:548.For selected, organocatalytic aza-Henry reactions, see:(l) Okino T, Nakamura S, Furukawa T, Takemoto Y. *Org. Lett.* 2004; 6:625. [PubMed: 14961639] (m) Fini F, Sgarzani V, Pettersen D, Herrera RP, Bernardi L, Ricci A. *Angew. Chem. Int. Ed.* 2005; 44:7975.(n) Rueping M, Antonchick AP. *Org. Lett.* 2008; 10:1731. [PubMed: 18393508] (o) Wilt J, Pink M, Johnston JN. *Chem. Commun.* 2008:4177.(p) Davis TA, Johnston JN. *Chem. Sci.* 2011; 2:1076. [PubMed: 22708054] (q) Wei Y, He W, Liu Y, Liu P, Zhang S. *Org. Lett.* 2012; 14:704. [PubMed: 22257269] (r) Parra A, Alfaro R, Marzo L, Moreno-Carrasco A, Ruano JLG, Alemán J. *Chem. Commun.* 2012; 48:9759.(s) Cao D, Chai Z, Zhang J, Ye Z, Xiao H, Wang H, Chen J, Wu X, Zhao G. *Chem. Commun.* 2013; 49:5972.(t) Núñez MG, Farley AJM, Dixon DJ. *J. Am. Chem. Soc.* 2013; 135:16348. [PubMed: 24107070]

- (13). For the concept of organocatalyzed aza-Henry/hemiaminalization domino reactions, see:(a) Urushima T, Sakamoto D, Ishikawa H, Hayashi Y. *Org. Lett.* 2010; 12:4588. [PubMed: 20853903] (b) Imashiro R, Uehara H, Barbas CF III. *Org. Lett.* 2010; 12:5250. [PubMed: 21033702] (c) Rai A, Singh AK, Singh S, Yadav LDS. *Synlett.* 2011:335.(d) Rai A, Singh AK, Singh P, Yadav LDS. *Tetrahedron Lett.* 2011; 52:1354.(e) Chawla R, Rai A, Singh AK, Yadav LDS. *Tetrahedron Lett.* 2012; 53:5323.(f) Lin H, Tan Y, Liu W-J, Zhang Z-C, Sun X-W, Lin G-Q. *Chem. Commun.* 2013; 49:4024.
- (14). (a) Enders D, Urbanietz G, Raabe G. *Synthesis.* 2011:1905. For a closely related catalyst, see:(b) Flock AM, Krebs A, Bolm C. *Synlett.* 2010:1219.
- (15). CCDC 1027768 (**11a**) contains the supplementary crystallographic data for this paper. These data can be obtained free of charge from the Cambridge Crystallographic Data Centre via www.ccdc.cam.ac.uk/data_request/cif.

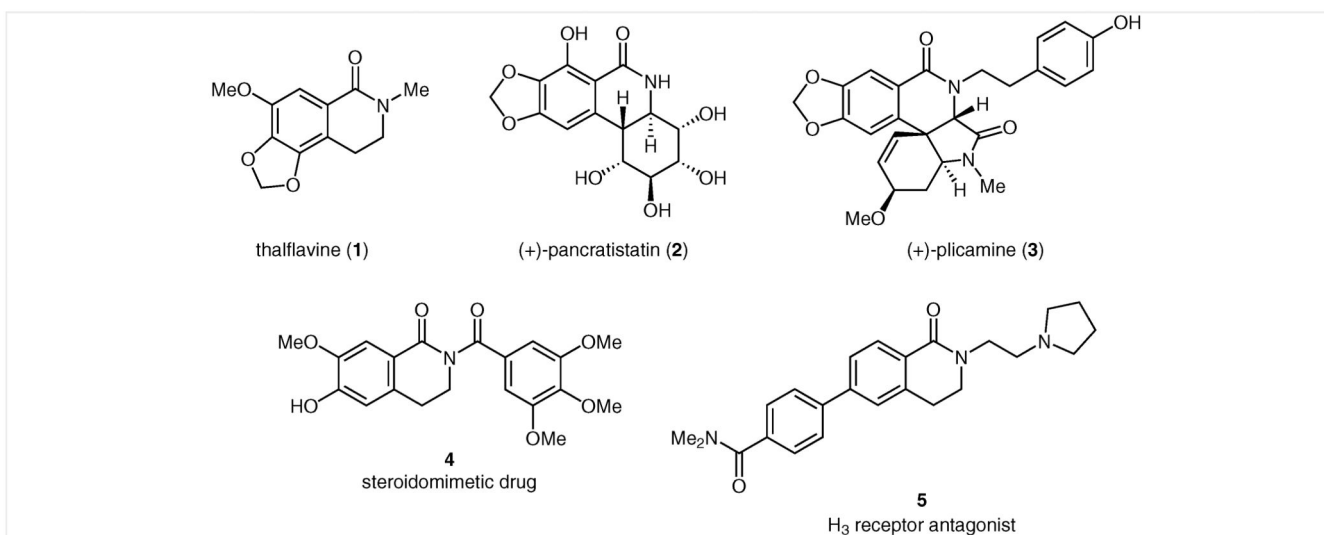


Figure 1.
Selected examples of naturally and synthetically derived dihydroisoquinolinones

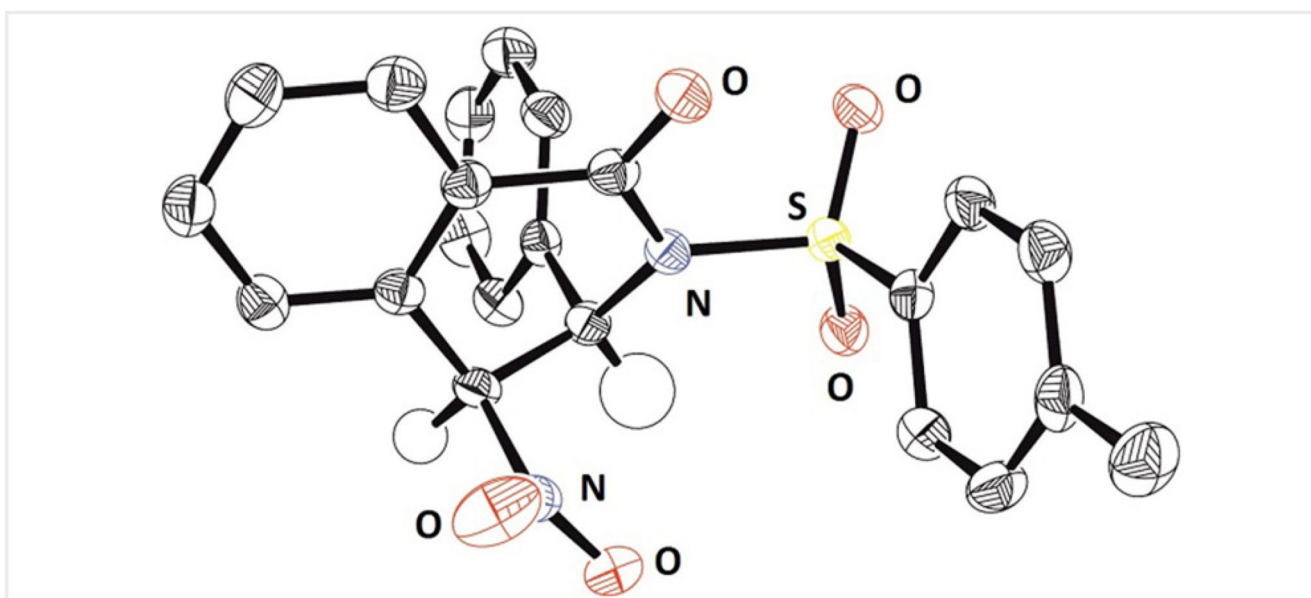
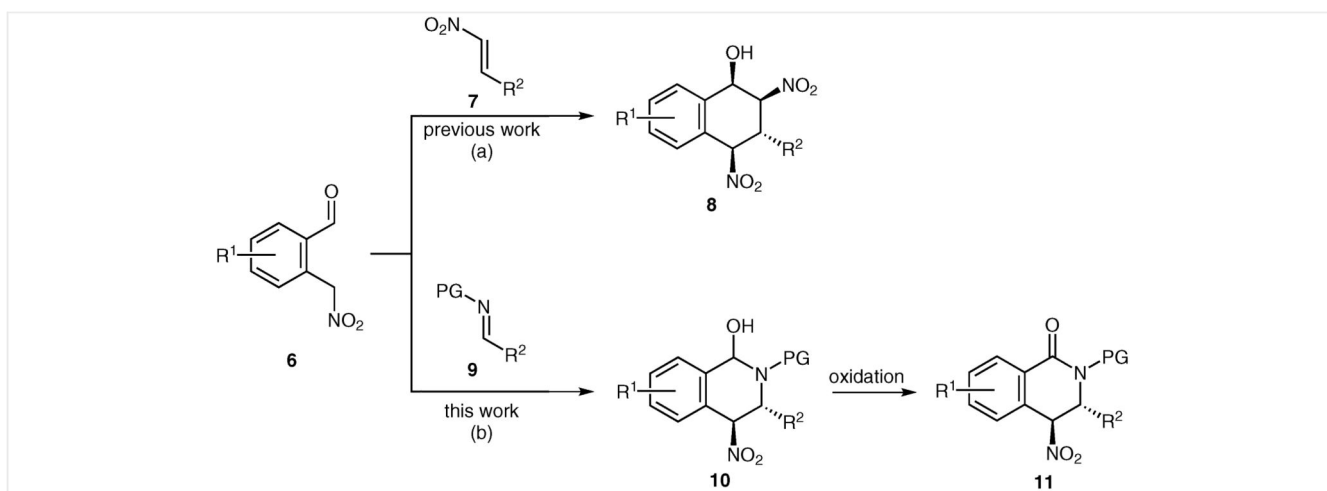


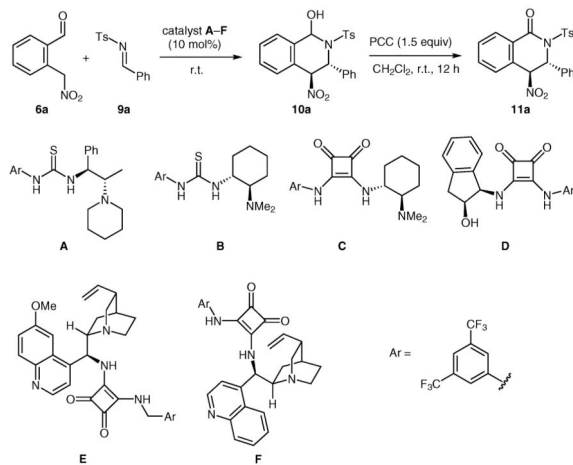
Figure 2. Determination of the absolute configuration of compound **11a** by X-ray crystal structure analysis¹⁵

**Scheme 1.**

2-(Nitromethyl)benzaldehydes as bifunctional substrates in asymmetric organocatalytic domino reactions

Table 1

Catalyst and Solvent Screening for the Aza-Henry–Hemiaminalization–Oxidation Sequence To Form 3,4-Dihydroisoquinolin-1(2*H*)-one **11a**



Entry ^a	Catalyst	Solvent	Time (d)	Yield ^b (%)	ee ^c (%)
1	A	toluene	3	n.d. ^d	28
2	B	toluene	3	n.d.	36 ^e
3	C	toluene	3	n.d.	42 ^e
4	D	toluene	3	0	–
5	E	toluene	4	n.d.	65
6	F	toluene	3	n.d.	11 ^e
7	E	benzene	3	n.d.	63
8	E	<i>m</i> -xylene	1	37	59
9	E	mesitylene	1	43	28
10	E	MeCN	1	11	3
11	E	Et ₂ O	1	40	56
12	E	<i>n</i> -hexane	4	22	19
13	E	CH ₂ Cl ₂	1	18	53
14	E	CHCl ₃	1	15	37
15	E	DCE	1	13	44

^a All reactions were performed on a 0.2-mmol scale.

^b A virtually pure *trans*-diastereomer was obtained (dr >20:1); yield of isolated product after the two-step sequence.

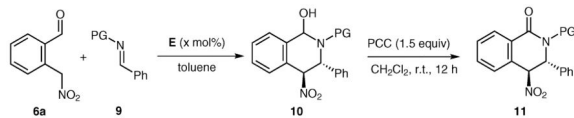
^c Determined by HPLC analysis on a chiral stationary phase.

^d n.d. = not determined.

^e The opposite enantiomer was obtained in excess.

Table 2

Screening for the Optimized Conditions Including Protection Group, Catalyst Loading and Temperature for the Aza-Henry–Hemiaminalization–Oxidation Sequence



Entry ^a	PG	mol% E	Temp (°C)	Time (d)	Yield ^b (%)	ee ^c (%)
1	<i>o</i> -nosyl	10	r.t.	4	n.d. ^d	52 ^e
2	<i>p</i> -nosyl	10	r.t.	3	n.d.	54 ^e
3	Cbz	10	r.t.	4	n.d.	0
4	Boc	10	r.t.	2	0	–
5	NHTs	10	r.t.	3	0	–
6	Bn	10	r.t.	2	0	–
7	Ts	5	r.t.	1	39	63
8	Ts	15	r.t.	1	41	65
9	Ts	5	0	3	53	64
10	Ts	5	–20	3	59	65

^a All reactions were performed on a 0.2-mmol scale.

^b A virtually pure *trans*-diastereomer was obtained (dr >20:1); yield of isolated product after the two-step sequence.

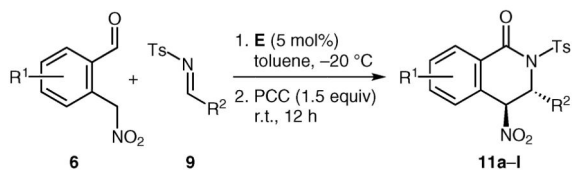
^c Determined by HPLC analysis on a chiral stationary phase, unless otherwise indicated.

^d n.d. = not determined.

^e Determined by SFC analysis on a chiral stationary phase.

Table 3

Substrate Scope of the Aza-Henry–Hemiaminalization–Oxidation Sequence To Form the 3,4-Dihydroisoquinolin-1(2*H*)-ones **11a–l**



11^a	R¹	R²	Time^b (d)	Yield^c (%)	ee^d (%)
a	H	Ph	3 + 0.5	65	63 (95) ^e
b	H	4-Tol	5 + 0.5	46	40 ^e
c	H	3,4,5-(MeO) ₃ C ₆ H ₂	3.5 + 0.5	53	57
d	H	3,4-(OCH ₂ O)C ₆ H ₃	6 + 0.5	40	94
e	H	1-Naph	3 + 0.5	39	62
f	H	2-Naph	5 + 0.5	57	69 (89)
g	H	3-O ₂ NC ₆ H ₄	5 + 0.5	77	84
h	H	2-BrC ₆ H ₄	5 + 0.5	78	77
i	H	4-FC ₆ H ₄	3 + 0.5	54	89
j	6-Br ^f	Ph	5 + 0.5	77	77
k	7-F ^f	Ph	5 + 0.5	52	60 (72)
l^g	H	<i>N</i> -tosylindol-3-yl	2 + 0.5	44	–

^a All reactions were performed on a 0.5-mmol scale.

^b Reaction time for the domino plus oxidation step.

^c A virtually pure *trans*-diastereomer was obtained (dr >20:1); yield of isolated product after domino reaction and oxidation in one pot.

^d Determined by SFC analysis on a chiral stationary phase, unless otherwise indicated; value in brackets after one recrystallization.

^e Determined by HPLC analysis on a chiral stationary phase; value in brackets after one recrystallization.

^f Numbering refers to the product.

^g Reaction with Et₃N.