



HHS Public Access

Author manuscript

Twin Res Hum Genet. Author manuscript; available in PMC 2015 December 30.

Published in final edited form as:

Twin Res Hum Genet. 2015 August ; 18(4): 348–360. doi:10.1017/thg.2015.29.

The CODAtwins project: the cohort description of COLlaborative project of Development of Anthropometrical measures in Twins to study macro-environmental variation in genetic and environmental effects on anthropometric traits

A full list of authors and affiliations appears at the end of the article.

Abstract

For over one hundred years, the genetics of human anthropometric traits has attracted scientific interest. In particular, height and body mass index (BMI, calculated as kg/m^2) have been under intensive genetic research. However, it is still largely unknown whether and how heritability estimates vary between human populations. Opportunities to address this question have increased recently because of the establishment of many new twin cohorts and the increasing accumulation of data in established twin cohorts. We started a new research project to analyze systematically 1) the variation of heritability estimates of height, BMI and their trajectories over the life course between birth cohorts, ethnicities and countries, and 2) to study the effects of birth related factors, education and smoking on these anthropometric traits and whether these effects vary between twin cohorts. We identified 67 twin projects including both monozygotic and dizygotic twins using various sources. We asked for individual level data on height and weight including repeated measurements, birth related traits, background variables, education and smoking. By the end of 2014, 48 projects participated. Together, we have 893,458 height and weight measures (52% females) from 434,723 twin individuals, including 201,192 complete twin pairs (40% monozygotic, 40% same-sex dizygotic and 20% opposite-sex dizygotic) representing 22 countries. This project demonstrates that large-scale international twin studies are feasible and can promote the use of existing data for novel research purposes.

Introduction

The genetics of human anthropometric traits has long attracted scientific interest. Height is a prototypical anthropometric phenotype because it is approximately normally distributed and does not change in adulthood except slight shrinking in old age. By the late 19th century, Galton (1886) analyzed height of parents and offspring and inferred that ‘when dealing with the transmission of stature from parents to children, the average height of the two parents is all we need care to know about them’. Later, Pearson and Lee (1903) presented correlations of height between relatives also suggesting genetic influence. The first heritability estimate

Contact address: Karri Silventoinen, University of Helsinki, Population Research Unit, Department of Social Research, P.O. Box 18, FIN-00014 University of Helsinki, Finland, Tel: +358 9 191 23083, Fax: +358 9 191 23967, GSM: +358400-620726, karri.silventoinen@helsinki.fi.

Conflict of interest

None

of height was calculated by Fisher (1918) in his seminal paper presenting the statistical principles of quantitative genetics. Interest in the genetic influences on height was renewed when genetic linkage studies enabled research into genetic effects over the whole genome on quantitative traits (Perola et al. 2007). Later genome wide association (GWA) studies allowed for the genome-wide identification of candidate genes. In 2010 a large scale GWA study identified 180 loci associated for height (Lango Allen et al. 2010), and since then several large GWA studies have been published focusing on height on populations of European (Weedon et al. 2008), Asian (Cho et al. 2009, Okada et al. 2010, Hao et al. 2013) and African ancestry (N'Diaye et al. 2011). The latest GWA study for height published in 2014 found 697 genetic polymorphisms associated with height in populations of European ancestry (Wood et al. 2014). As a polygenic and normally distributed trait, height serves also to explore new methodological approaches to human genetics such as assumption free estimation of heritability from genome-wide identity-by-descent sharing between full siblings (Visscher et al. 2006, Hemani et al. 2013).

Genetic studies of obesity and body mass index (BMI, calculated as kg/m^2) also have a long history. In an article published in 1923, Davenport showed that the tendency for obesity varies between families, and he interpreted this finding to suggest genetic effects on obesity (Davenport 1923). After this initial paper, the evidence on the genetic effects on obesity accumulated, and in 1966 a review paper on previous family studies concluded that genetic factors played an important role in obesity (Seltzer and Mayer 1966). After this review, interest in the genetics of BMI has rapidly increased because of the health consequences and related impact on public health of increased mean BMI over the world. The studies by Stunkard and co-workers demonstrating the importance of genetic factors underlying variation in BMI in studies based on twin (Stunkard et al. 1986) and adoption data (Stunkard et al. 1986, Stunkard et al. 1990) were a major achievement in this area. These findings corroborated earlier results reported on Finnish twins reared-apart (Langinvainio et al. 1984). In 2007 the FTO gene was found to be associated with obesity in a case-control study of type 2 diabetes (Frayling et al. 2007), and it is now recognized to be the most promising candidate gene of obesity. The latest GWA study on BMI identified 97 loci explaining 2.7% of the variation of BMI while all measurable variants accounted for around 20% of the variance (Locke et al. 2015).

After over a hundred years of research, we might assume that the heritability of height and BMI is already well known. However, surprisingly little research is available on the variation of heritability estimates of height and BMI between populations. Changes in mean height (Eveleth and Tanner 2003) and BMI (Finucane et al. 2011) over time and changes in BMI across the human life span (Dahl et al. 2014) have been reported. According to basic principles of quantitative genetics, heritability estimates are not constant but rather are statistics describing the magnitude of genetic variation in a particular population and dependent on the underlying genetic make-up of the population under study and the environmental variation at play. Accordingly, these estimates may change over the life course and vary between study populations. A meta-analysis of nine twin studies found that the heritability of BMI increased over childhood and the effect of common environmental factors disappeared after mid-childhood (Silventoinen et al. 2010). Increasing heritability of height and BMI after early childhood was also found in a study of four twin cohorts (Dubois

et al. 2012). However these two studies did not reveal systematic variation in the heritability estimates between populations. A meta-analysis based on 88 independent heritability estimates of BMI reported inter-study variation in the heritability estimates, but meta-regression did not reveal any systematic patterns behind these differences (Elks et al. 2012). It is possible that this negative result was due to methodological limitations since many of the heritability estimates were based on data covering large age ranges, birth cohorts and social classes, and the authors did not have access to the original data. Twin studies for adult height (Silventoinen et al. 2003) and BMI (Schousboe et al. 2003) in seven European populations and Australia also found some variation in heritability estimates but were not able to find systematic patterns in these estimates. A study based on eight populations of adolescent twins found higher genetic variance of height and weight in Caucasian as compared to East-Asian populations; however, because total variance for height and BMI was also higher in Caucasian populations, the heritability estimates were approximately equivalent (Hur et al. 2008). Thus, the previous meta-analyses have demonstrated the variation in the genetic components of height and BMI but have largely failed to identify factors behind the variation between populations.

The scant evidence on the variation of genetic and environmental contributions on height and BMI between populations may, however, reflect methodological limitations of previous studies rather than the lack of this type of variation. Previous studies conducted in Denmark (Rokholm et al. 2011a) and Sweden (Rokholm et al. 2011b) have demonstrated that genetic variation of BMI has increased over time in birth cohorts as the mean BMI increased; however heritability estimates did not change. A Finnish study reported that environmental variation of height decreased especially in women from cohorts born at the beginning of the 20th century compared to those born after the Second World War leading to higher heritability estimates of height (Silventoinen et al. 2000). There is also evidence that parental social position may modify the genetic architecture of BMI in childhood (Lajunen et al. 2012). International comparisons addressing the methodological limitations of previous studies may be able to demonstrate comparable variation in genetic and environmental effects between populations.

During the recent decade, possibilities for international comparisons in twin studies have improved because of the establishment of new twin cohorts and the increasing accumulation of data in established twin cohorts. Thus the number of twins available internationally for research has greatly increased expanding the ability to examine ethnic, economic and cultural variation between twin cohorts. These new opportunities to answer research questions not possibly to address before led to the start of a new international research project: Collaborative project of Development of Anthropometrical measures in Twins (CODATwins). The aims of this project are to analyze systematically 1) the variation of heritability estimates of height, BMI and their trajectories over the life course between birth cohorts, ethnicities and countries and 2) to study the effects of birth related factors, education and smoking on these anthropometric traits and whether these effects vary between twin cohorts. Additionally, this project aims to gain practical knowledge on the feasibility and opportunities offered by pooling a large number of twin cohorts as suggested by the International Network of Twin Registries (INTR) consortium (Buchwald et al. 2014).

Collection of a collaborative database

We started the CODATwins project in May 2013 by identifying all twin projects in the world. The only criterion was the availability of data from both monozygotic (MZ) and dizygotic (DZ) twin pairs. The main sources used to identify the projects were a special issue of *Twin Research and Human Genetics* (Hur and Craig 2013) and the participants of the INTR consortium (Buchwald et al. 2014, van Dongen et al. 2012); these sources were complemented by personal communications. Together we identified 67 eligible twin projects. We sent e-mail invitations to principle investigators of all these projects in September 2013 along with the study protocol. We asked the investigators to send us individual level data on height and weight including repeated measurements, birth related traits (birth weight, birth length, birth order and gestational age), background variables (twin identifier, sex, zygosity, ethnicity, birth year and age at the time of measurements), education (own education for adults and mother's and father's education for children) and smoking for adults to the CODATwins data management center at the University of Helsinki. To those who did not respond, we sent reminders in October 2013, January 2014 and September 2014; with the final reminder, we sent the first year progress report including the list of all twin projects already collaborating with this project.

We did not receive a response from eight projects; internet searches (PubMed and Google) indicated that these projects had not been active in recent years and some of them may not even have ever been established. Eight projects declined: two because of lack of height and weight data, one because of lack of information on zygosity and four because the delivery of the data was not possible to organize due to local regulations. One project informed that they are currently publishing their own results, but the data may become available later when the original articles have been published. Three projects that initially accepted the invitation have not sent data. Based on the correspondence, the main reason was the lack of resources to prepare the data file. By the end of 2014, 47 projects had sent data to the data management center. Additionally, one cohort is available through the remote access system but is not part of the pooled database. Figure 1 describes the accumulation of the CODATwins database.

Structure of database

Table 1 presents the twin cohorts participating in the CODATwins project. Because one twin project can include several cohorts, there are 54 twin cohorts available representing 22 countries. From these cohorts, 35 are longitudinal. Figure 2 presents the number of height and weight measures by sex and age. Together there are 893,458 measures. Children are well represented, and 41% of the measures were conducted at 18 years of age or younger. Overall about half of the measures are for females (52%); however the cohorts vary considerably regarding the proportion of their samples that are females and some cohorts include only males while others mainly include females (Supplementary Table 1). Most of the height and weight measures were self-reported (63%) or parentally reported (21%) and only minority were based on measured values (16%). The reason is that data in the largest cohorts were collected by questionnaires, and the collection of clinical measures was generally conducted in cohorts smaller in size. In 27 cohorts we had additional information

on birth weight and in most of these cohorts also had data on birth length (Supplementary Table 1). Together, we have 122,321 birth weight measures in the database; 77% of these measures were parentally reported, 17% self-reported and 6% clinically measured.

In total, data are available for 434,723 twin individuals having at least one height and weight measure. Most of the twins are from Europe (60%) and North-America (30%) followed by Australia (6%), East-Asia (3%), South-Asia and Middle-East (1%) and Africa (less than 0.1%); no twin cohort is available from Latin-America. Figure 3 presents the number of complete twin pairs by birth year and zygosity. Together there are 201,192 complete twin pairs. Among these pairs, 40% are MZ twins, 40% same-sex DZ twins and 20% opposite-sex DZ twins. A quarter of the twin pairs (25%) were born in the 1980s and 1990s. The numbers of twin individuals and complete twin pairs by cohorts are presented in Supplementary Table 1.

Discussion

We have successfully launched large international twin collaboration, and our database now includes slightly over 200,000 complete twin pairs with height and weight measures from 22 countries. The vast majority of established twin cohorts responded positively to our request for individual level data. For some of the cohorts who did not participate, the reason was the lack of suitable data or that the cohort was no longer active. The value of pooling either summary data in GWA studies for height (Wood et al. 2014) and BMI (Speliotes et al. 2015) or pooling individual data for psychiatric conditions (Schizophrenia Working Group of the Psychiatric Genomics Consortium 2014) is well recognized. This project demonstrates that the same strategy can be used in classical twin research as well.

However this project also revealed certain limitations with respect to available twin data. While European countries, especially in the northern and western parts of Europe, North-America and Australia are well represented, there is much less data on twins from other parts of the world. Our final database is heavily weighted toward European-origin populations following the Westernized lifestyle. The exception is East-Asia with several twin cohorts available from China, Japan and South-Korea and one from Mongolia. Even though many of these non-western cohorts are not very large, these cohorts do provide an invaluable resource for studying the potential genetic variations in anthropometric phenotypes. It was unfortunate that there are few twin cohorts from Southern Asia, Africa and all of South America. As pointed out earlier, there is a real need and value to the creation of new twin cohorts in the developing world (Sung et al. 2006). Increasing collaboration between established twin projects can be helpful to stimulate new research activity and starting new twin projects (Buchwald et al. 2014).

In addition to the lack of representation of specific ethnic groups among the registry populations included, another limitation is that the populations represented are relatively affluent populations. Of the four countries officially classified as non-industrialized countries represented in this project, only Guinea-Bissau can be regarded as a real developing country. In contrast, China and Sri-Lanka are moderately affluent societies and enjoy life-expectancy nearly comparable to the USA whereas Mongolia can be regarded as a

middle income country with life expectancy at the level of East-European countries (Wang et al. 2012). Anthropometric data from twin pairs in diverse populations going through the demographic transition would be invaluable in understanding the influence of broad societal change on many phenotypes. However, it is noteworthy that we have substantial variation in birth cohorts; the oldest twins were born at the end of 19th century and around one-fifth of them before 1940. Major changes in the prevalence of obesity and standard of living during the 20th century allow for the testing of different hypotheses as demonstrated before for BMI in Denmark (Rokholm et al. 2011a) and Sweden (Rokholm et al. 2011b) and height in Finland (Silventoinen et al. 2003).

When considering further collaborative twin research projects, it is noteworthy that only 16% of the height and weight measures were based on clinical measure whereas the majority was obtained by self- or parental report. Height and weight are some of few anthropometric traits possible to measure relatively reliably based on self-report. Data on even the most basic metabolic traits such as blood glucose, blood pressure, and blood lipids would require clinical assessments which are currently lacking in many twin samples. This shows that even when there are many large twin cohorts available, more data collection using clinical measures is still needed. Height and weight are widely available in twin cohorts, and there is also much less variation in the measurement protocols of these traits compared to other anthropometric traits, such as waist circumference, making harmonization straightforward; the biggest difference we found was the measurement units used for height (cm vs. foot and inch) and weight (kg and g vs. pound and ounce). However, it is noteworthy that even for height and weight there can be differences in the precision of equipment used for measuring weight (scale) and height (tape, anthropometer or stadiometer). When examining other traits, availability of the data and differences in measurement protocols will increase challenges to data harmonization.

In addition to the anthropometric traits, we collected information on own education, parental education and smoking. After reporting the main results for the anthropometric indicators, we will move to study how they are modified by education and smoking. Working with these variables is much more challenging compared to the anthropometric traits because of different classifications, varying educational systems and large differences in mean levels of education between countries and birth cohorts. However, this variation also presents an opportunity because it allows for the study of these associations in very different environments and, for example, to study the relevance of absolute and relative education. In these future analyses, we can rely on work done to harmonize these variables in other contexts such as the OECD classification of educational level (oecd.org) and the P3G consortium (p3g.org). This effort also demonstrates the potential of international collaborations of twin projects beyond calculating heritability estimates. For example, there are 10,410 adult MZ twin pairs discordant for BMI (more than 3 kg/m²) at least at one time point when measured at the same age in the database. Previous studies have demonstrated the high value of BMI discordant pairs for epigenetic research (Pietiläinen et al. 2008).

In conclusion, the CODATwins project demonstrates that large-scale international studies obtaining individual-level data from twin cohorts are feasible. Using the data from these twin cohorts creates novel opportunities for examining how genetic and environmental

influences may vary across countries and regions. Future efforts in the CODATwins project will continue to extract from the substantial data already collected in the various twin projects in order to contribute to this objective.

Supplementary Material

Refer to Web version on PubMed Central for supplementary material.

Authors

Karri Silventoinen^{1,2}, Aline Jelenkovic^{1,3}, Reijo Sund¹, Chika Honda², Sari Aaltonen^{1,4}, Yoshie Yokoyama⁵, Adam D Tarnoki⁶, David L Tarnoki⁶, Feng Ning⁷, Fuling Ji⁷, Zengchang Pang⁷, Juan R Ordoñana^{8,9}, Juan F Sánchez-Romera^{10,9}, Lucia Colodro-Conde^{8,11}, S Alexandra Burt¹², Kelly L Klump¹², Sarah E Medland¹¹, Grant W Montgomery¹¹, Christian Kandler¹³, Tom A McAdams¹⁴, Thalia C Eley¹⁴, Alice M Gregory¹⁵, Kimberly J Saudino¹⁶, Lise Dubois¹⁷, Michel Boivin¹⁸, Claire MA Haworth¹⁹, Robert Plomin¹⁴, Sevgi Y Öncel²⁰, Fazil Aliev^{21,22}, Maria A Stazi²³, Corrado Fagnani²³, Cristina D'Ippolito²³, Jeffrey M Craig^{24,25}, Richard Saffery^{24,25}, Sisira H Siribaddana^{26,27}, Matthew Hotopf²⁸, Athula Sumathipala^{26,29}, Timothy Spector³⁰, Massimo Mangino³⁰, Genevieve Lachance³⁰, Margaret Gatz³¹, David A Butler³², Gombojav Bayasgalan³³, Danshiitsoodol Narandalai^{34,33}, Duarte L Freitas³⁵, José Antonio Maia³⁶, K Paige Harden³⁷, Elliot M Tucker-Drob³⁷, Kaare Christensen^{38,39}, Axel Skytthe³⁸, Kirsten O Kyvik^{40,41}, Changhee Hong⁴², Youngsook Chong⁴², Catherine A Derom⁴³, Robert F Vlietinck⁴³, Ruth JF Loos⁴⁴, Wendy Cozen^{45,46}, Amie E Hwang⁴⁵, Thomas M Mack^{45,46}, Mingguang He^{47,48}, Xiaohu Ding⁴⁷, Billy Chang⁴⁷, Judy L Silberg⁴⁹, Lindon J Eaves⁴⁹, Hermine H Maes⁵⁰, Tessa L Cutler⁵¹, John L Hopper^{51,52}, Kelly Aujard⁵³, Patrik KE Magnusson⁵⁴, Nancy L Pedersen⁵⁴, Anna K Dahl-Aslan^{54,55}, Yun-Mi Song⁵⁶, Sarah Yang^{52,57}, Kayoung Lee⁵⁸, Laura A Baker³¹, Catherine Tuvblad^{31,59}, Morten Bjerregaard-Andersen^{60,61,62}, Henning Beck-Nielsen⁶², Morten Sodemann⁶³, Kauko Heikkilä⁴, Qihua Tan⁶⁴, Dongfeng Zhang⁶⁵, Gary E Swan⁶⁶, Ruth Krasnow⁶⁷, Kerry L Jang⁶⁸, Ariel Knafo-Noam⁶⁹, David Mankuta⁷⁰, Lior Abramson⁶⁹, Paul Lichtenstein⁷¹, Robert F Krueger⁷², Matt McGue⁷², Shandell Pahlen⁷², Per Tynelius⁷³, Glen E Duncan⁷⁴, Dedra Buchwald⁷⁴, Robin P Corley⁷⁵, Brooke M Huibregtse⁷⁵, Tracy L Nelson⁷⁶, Keith E Whitfield⁷⁷, Carol E Franz⁷⁸, William S Kremen^{78,79}, Michael J Lyons⁸⁰, Syuichi Ooki⁸¹, Ingunn Brandt⁸², Thomas Sevenius Nilsen⁸², Fujio Inui^{83,2}, Mikio Watanabe², Meike Bartels⁸⁴, Toos CEM van Beijsterveldt⁸⁴, Jane Wardle⁸⁵, Clare H Llewellyn⁸⁵, Abigail Fisher⁸⁵, Esther Rebato³, Nicholas G Martin¹¹, Yoshinori Iwatani², Kazuo Hayakawa², Finn Rasmussen⁷³, Joonhoon Sung^{52,57}, Jennifer R Harris⁸², Gonneke Willemssen⁸⁴, Andreas Busjahn⁸⁶, Jack H Goldberg⁸⁷, Dorret I Boomsma⁸⁴, Yoon-Mi Hur⁸⁸, Thorkild IA Sørensen^{89,90,91}, and Jaakko Kaprio^{4,92,93}

Affiliations

¹ Department of Social Research, University of Helsinki, Helsinki, Finland. ² Osaka University Graduate School of Medicine, Osaka University, Osaka, Japan. ³

Department of Genetics, Physical Anthropology and Animal Physiology, University of the Basque Country UPV/EHU, Leioa, Spain. ⁴ Department of Public Health, University of Helsinki, Helsinki, Finland. ⁵ Department of Public Health Nursing, Osaka City University, Osaka, Japan. ⁶ Department of Radiology and Oncotherapy, Semmelweis University, Budapest, Hungary. ⁷ Department of Noncommunicable Diseases Prevention, Qingdao Centers for Disease Control and Prevention, Qingdao, China. ⁸ Department of Human Anatomy and Psychobiology, University of Murcia, Murcia, Spain. ⁹ IMIB-Arrixaca, Murcia, Spain. ¹⁰ Department of Developmental and Educational Psychology, University of Murcia, Murcia, Spain. ¹¹ QIMR Berghofer Medical Research Institute, Brisbane, Australia. ¹² Michigan State University, Michigan, USA. ¹³ Department of Psychology, Bielefeld University, Bielefeld, Germany. ¹⁴ King's College London London, MRC Social, Genetic & Developmental Psychiatry Centre, Institute of Psychiatry, Psychology & Neuroscience, UK. ¹⁵ Department of Psychology, Goldsmiths, University of London, London, UK. ¹⁶ Boston University, Department of Psychological and Brain Sciences, Boston, MA, USA. ¹⁷ School of Epidemiology, Public Health and Preventive Medicine, University of Ottawa, Ottawa, Ontario, Canada. ¹⁸ École de psychologie, Université Laval, Québec, Canada. ¹⁹ Department of Psychology, University of Warwick Coventry, UK. ²⁰ Department of Statistics, Faculty of Arts and Sciences, Kirikkale University, Kirikkale, Turkey. ²¹ Departments of Psychiatry, Psychology, and Human and Molecular Genetics, Virginia Institute for Psychiatric and Behavioral Genetics, Virginia Commonwealth University, Richmond, USA. ²² Department of Actuarial and Risk Management, Karabuk University, Karabuk, Turkey. ²³ Istituto Superiore di Sanità - National Center for Epidemiology, Surveillance and Health Promotion, Rome, Italy. ²⁴ Murdoch Childrens Research Institute, Royal Children's Hospital, Parkville, Victoria, Australia. ²⁵ Department of Paediatrics, University of Melbourne, Parkville, Victoria, Australia. ²⁶ Institute of Research & Development, Battaramulla, Sri Lanka. ²⁷ Faculty of Medicine & Allied Sciences, Rajarata University of Sri Lanka Saliyapura, Sri Lanka. ²⁸ NIHR Mental Health Biomedical Research Centre, South London and Maudsley NHS Foundation Trust and, Institute of Psychiatry Psychology and Neuroscience, King's College London, London, UK. ²⁹ Research Institute for Primary Care and Health Sciences, School for Primary Care Research (SPCR), Faculty of Health, Keele University, Staffordshire, UK. ³⁰ Department of Twin Research and Genetic epidemiology, King's College, London, UK. ³¹ Department of Psychology, University of Southern California, Los Angeles, CA, USA. ³² Institute of Medicine, National Academy of Sciences Washington, DC, USA. ³³ Healthy Twin Association of Mongolia, Ulaanbaatar, Mongolia. ³⁴ Graduate School of Biomedical and Health Sciences, Hiroshima University, Hiroshima, Japan. ³⁵ Department of Physical Education and Sport, University of Madeira, Funchal, Portugal. ³⁶ CIFI2D, Faculty of Sport, Porto, University of Porto, Portugal. ³⁷ Department of Psychology, University of Texas at Austin, Austin, TX, USA. ³⁸ The Danish Twin Registry, Institute of Public Health, Epidemiology, Biostatistics & Biodemography, University of Southern Denmark Odense, Denmark. ³⁹ Department of Clinical Biochemistry and Pharmacology and

Department of Clinical Genetics, Odense University Hospital, Odense, Denmark. ⁴⁰ Department of Clinical Research, University of Southern Denmark, Odense, Denmark. ⁴¹ Odense Patient data Explorative Network (OPEN), Odense University Hospital, Odense, Denmark. ⁴² Department of Psychology, Pusan National University, Busan, South Korea. ⁴³ Centre of Human Genetics, University Hospitals Leuven, Leuven, Belgium. ⁴⁴ The Charles Bronfman Institute for Personalized Medicine, The Mindich Child Health and Development Institute, Icahn School of Medicine at Mount Sinai, New York, NY, USA. ⁴⁵ Department of Preventive Medicine, Keck School of Medicine of USC, University of Southern California, Los Angeles, California, USA. ⁴⁶ USC Norris Comprehensive Cancer Center, Los Angeles, California, USA. ⁴⁷ State Key Laboratory of Ophthalmology, Zhongshan Ophthalmic Center, Sun Yat-sen University, Guangzhou, China. ⁴⁸ Centre for Eye Research Australia, University of Melbourne, Melbourne, Australia. ⁴⁹ Department of Human and Molecular Genetics, Virginia Institute for Psychiatric and Behavioral Genetics, Virginia Commonwealth University, Richmond, Virginia, USA. ⁵⁰ Department of Human and Molecular Genetics, Psychiatry & Massey Cancer Center, Virginia Commonwealth University, Richmond, Virginia, USA. ⁵¹ The Australian Twin Registry, Centre for Epidemiology and Biostatistics, The University of Melbourne, Melbourne, Victoria, Australia. ⁵² Department of Epidemiology, School of Public Health, Seoul National University, Seoul, Korea. ⁵³ Centre for Epidemiology and Biostatistics, The University of Melbourne, Melbourne, Victoria, Australia. ⁵⁴ Department of Medical Epidemiology and Biostatistics, Karolinska Institutet, Stockholm, Sweden. ⁵⁵ Institute of Gerontology, School of Health Sciences, Jönköping University, Jönköping, Sweden. ⁵⁶ Department of Family Medicine, Samsung Medical Center, Sungkyunkwan University School of Medicine, Seoul, South-Korea. ⁵⁷ Institute of Health and Environment, Seoul National University, Seoul, South-Korea. ⁵⁸ Department of Family Medicine, Busan Paik Hospital, Inje University College of Medicine, Busan, Korea. ⁵⁹ Örebro University, School of Law, Psychology and Social Work, Örebro, Sweden. ⁶⁰ Bandim Health Project Bissau, Guinea-Bissau. ⁶¹ Research Center for Vitamins and Vaccines, Statens Serum Institute, Copenhagen, Denmark. ⁶² Department of Endocrinology, Odense University Hospital, Odense, Denmark. ⁶³ Department of Infectious Diseases, Odense University Hospital, Odense, Denmark. ⁶⁴ Epidemiology, Biostatistics and Biodemography, Institute of Public Health, University of Southern Denmark, Odense, Denmark. ⁶⁵ Department of Public Health, Qingdao University Medical College, Qingdao, China. ⁶⁶ Stanford Prevention Research Center, Department of Medicine, Stanford University School of Medicine, Stanford, CA, USA. ⁶⁷ Center for Health Sciences, SRI International, Menlo Park, CA, USA. ⁶⁸ Department of Psychiatry, University of British Columbia, Vancouver, BC, Canada. ⁶⁹ The Hebrew University of Jerusalem, Jerusalem, Israel. ⁷⁰ Hadassah Hospital Obstetrics and Gynecology Department, Hebrew University Medical School, Jerusalem, Israel. ⁷¹ Karolinska Institutet, Department of Medical Epidemiology and Biostatistics, Stockholm, Sweden. ⁷² Department of Psychology, University of Minnesota, Minneapolis, MN, USA. ⁷³ Department of Public Health Sciences,

Karolinska Institutet, Stockholm, Sweden.⁷⁴ University of Washington, Center for Clinical and Epidemiological Research, Seattle, WA, USA.⁷⁵ Institute for Behavioral Genetics, Boulder, Colorado, USA.⁷⁶ Department of Health and Exercise Sciences and Colorado School of Public Health, Colorado State University, USA.⁷⁷ Psychology and Neuroscience, Duke University, Durham, NC, USA.⁷⁸ Department of Psychiatry, University of California, San Diego, CA, USA.⁷⁹ VA San Diego Center of Excellence for Stress and Mental Health, La Jolla, CA, USA.⁸⁰ Boston University, Department of Psychology, Boston, MA, USA.⁸¹ Department of Health Science, Ishikawa Prefectural Nursing University, Kahoku, Ishikawa, Japan.⁸² Norwegian Institute of Public Health, Division of Epidemiology, Department of Genes and Environment, Oslo, Norway.⁸³ Faculty of Health Science, Kio University, Nara, Japan.⁸⁴ Department of Biological Psychology, VU University Amsterdam, Amsterdam, Netherlands.⁸⁵ Health Behaviour Research Centre, Department of Epidemiology and Public Health, Institute of Epidemiology and Health Care, University College London, London, UK.⁸⁶ HealthTwiSt GmbH, Berlin, Germany.⁸⁷ Department of Epidemiology, School of Public Health, University of Washington, Seattle, WA, USA.⁸⁸ Department of Education, Mokpo National University, Jeonnam, South Korea.⁸⁹ Novo Nordisk Foundation Centre for Basic Metabolic Research, Section on Metabolic Genetics, Faculty of Health and Medical Sciences, University of Copenhagen, Copenhagen, Denmark.⁹⁰ Institute of Preventive Medicine, Bispebjerg and Frederiksberg Hospitals, Copenhagen, The Capital Region, Denmark.⁹¹ MRC Integrative Epidemiology Unit, University of Bristol, Bristol, U.K.⁹² National Institute for Health and Welfare, Helsinki, Finland.⁹³ Institute for Molecular Medicine FIMM, Helsinki, Finland.

Acknowledgments

This study was conducted within the CODATwins project (Academy of Finland #266592). Support for participating twin projects: The University of Southern California Twin Study is funded by a grant from the National Institute of Mental Health (R01 MH58354). The Carolina African American Twin Study of Aging (CAATSA) was funded by a grant from the National Institute on Aging (grant 1R01-AG13662-01A2) to K. E. Whitfield. The NAS-NRC Twin Registry acknowledges financial support from the National Institutes of Health grant number R21 AG039572. Waves 1-3 of Genesis 12-19 were funded by the W T Grant Foundation, the University of London Central Research fund and a Medical Research Council Training Fellowship (G81/343) and Career Development Award (G120/635) to Thalia C. Eley. Wave 4 was supported by grants from the Economic and Social Research Council (RES-000-22-2206) and the Institute of Social Psychiatry (06/07 – 11) to Alice M. Gregory who was also supported at that time by a Leverhulme Research Fellowship (RF/2/RF/2008/0145). Wave 5 was supported by funding to Alice M. Gregory from Goldsmiths, University of London. Anthropometric measurements of the Hungarian twins were supported by Medexpert Ltd., Budapest, Hungary. South Korea Twin Registry is supported by National Research Foundation of Korea (NRF-371-2011-1 B00047). Danish Twin Registry is supported by the National Program for Research Infrastructure 2007 from the Danish Agency for Science, Technology and Innovation, The Research Council for Health and Disease, the Velux Foundation and the US National Institute of Health (P01 AG08761). Since its origin the East Flanders Prospective Survey has been partly supported by grants from the Fund of Scientific Research, Flanders and Twins, a non-profit Association for Scientific Research in Multiple Births (Belgium). Korean Twin-Family Register was supported by the Global Research Network Program of the National Research Foundation (NRF 2011-220-E00006). Colorado Twin Registry is funded by NIDA funded center grant DA011015, & Longitudinal Twin Study HD10333; Author Huibregtse is supported by 5T32DA017637-10. Vietnam Era Twin Study of Aging was supported by National Institute of Health grants NIA R01 AG018384, R01 AG018386, R01 AG022381, and R01 AG022982, and, in part, with resources of the VA San Diego Center of Excellence for Stress and Mental Health. The Cooperative Studies Program of the Office of Research & Development of the United States Department of Veterans Affairs has provided financial support for the development and maintenance of the Vietnam Era Twin (VET) Registry. The

content of this manuscript is solely the responsibility of the authors and does not necessarily represent the official views of the NIA/NIH, or the VA. The Australian Twin Registry is supported by a Centre of Research Excellence (grant ID 1079102) from the National Health and Medical Research Council administered by the University of Melbourne. The Michigan State University Twin Registry has been supported by Michigan State University, as well as grants R01-MH081813, R01-MH0820-54, R01-MH092377-02, R21-MH070542-01, R03-MH63851-01 from the National Institute of Mental Health (NIMH), R01-HD066040 from the Eunice Kennedy Shriver National Institute for Child Health and Human Development (NICHD), and 11-SPG-2518 from the MSU Foundation. The content of this manuscript is solely the responsibility of the authors and does not necessarily represent the official views of the NIMH, the NICHD, or the National Institutes of Health. California Twin Program was supported by The California Tobacco-Related Disease Research Program (7RT-0134H, 8RT-0107H, 6RT-0354H) and the National Institutes of Health (1R01ESO15150-01). Guangzhou Twin Eye Study is supported by National Natural Science Foundation of China (grant #81125007). PETS was supported by grants from the Australian National Health and Medical Research Council (grant numbers 437015 and 607358 to JC, and RS), the Bonnie Babes Foundation (grant number BBF20704 to JMC), the Financial Markets Foundation for Children (grant no. 032-2007 to JMC), and by the Victorian Government's Operational Infrastructure Support Program. Data collection and analyses in Finnish twin cohorts have been supported by ENGAGE – European Network for Genetic and Genomic Epidemiology, FP7-HEALTH-F4-2007, grant agreement number 201413, National Institute of Alcohol Abuse and Alcoholism (grants AA-12502, AA-00145, and AA-09203 to R J Rose, the Academy of Finland Center of Excellence in Complex Disease Genetics (grant numbers: 213506, 129680), and the Academy of Finland (grants 100499, 205585, 118555, 141054, 265240, 263278 and 264146 to J Kaprio). K Silventoinen is supported by Osaka University's International Joint Research Promotion Program. S.Y. Ocel and F. Aliev are supported by Kirikkale University Research Grant: KGU, 2009/43 and TUBITAK grant 114C117. Longitudinal Israeli Study of Twins was funded by the Starting Grant no. 240994 from the European Research Council (ERC) to Ariel Knafo. Data collection and research stemming from the Norwegian Twin Registry is supported, in part, from the European Union's Seventh Framework Programmes ENGAGE Consortium (grant agreement HEALTH-F4-2007-201413, and BioSHaRE EU (grant agreement HEALTH-F4-2010-261433). The Murcia Twin Registry is supported by the Seneca Foundation, Regional Agency for Science and Technology, Murcia, Spain (08633/PHCS/08 & 15302/PHCS/10) and Ministry of Science and Innovation, Spain (PSI11560–2009). The Twins Early Development Study (TEDS) is supported by a program grant (G0901245) from the UK Medical Research Council and the work on obesity in TEDS is supported in part by a grant from the UK Biotechnology and Biological Sciences Research Council (31/D19086). Madeira data comes from the following project: Genetic and environmental influences on physical activity, fitness and health: the Madeira family study Project reference: POCI/DES/56834/2004 Founded by the Portuguese agency for research (The Foundation for Science and Technology [FCT]). The Boston University Twin Project is funded by grants (#R01 HD068435 #R01 MH062375) from the National Institutes of Health to K. Saudino. TwinsUK was funded by the Wellcome Trust; European Community's Seventh Framework Programme (FP7/2007-2013). The study also receives support from the National Institute for Health Research (NIHR) BioResource Clinical Research Facility and Biomedical Research Centre based at Guy's and St Thomas' NHS Foundation Trust and King's College London. University of Washington Twin Registry is supported by the grant NIH RC2 HL103416 (D. Buchwald, PI). Netherlands Twin Register acknowledges the Netherlands Organization for Scientific Research (NWO) and MagW/ZonMW grants 904-61-090, 985-10-002, 912-10-020, 904-61-193,480-04-004, 463-06-001, 451-04-034, 400-05-717, Addiction-31160008, Middelgroot-911-09-032, Spinozapremie 56-464-14192. ; VU University's Institute for Health and Care Research (EMGO+) ; the European Research Council (ERC - 230374), the Avera Institute, Sioux Falls, South Dakota (USA). Gemini was supported by a grant from Cancer Research UK (C1418/A7974).

References

- Avinun R, Knafo A. The Longitudinal Israeli Study of Twins (LIST)-an integrative view of social development. *Twin Research and Human Genetics*. 2013; 16:197–201. [PubMed: 23394191]
- Baker LA, Tuvblad C, Wang P, Gomez K, Bezdjian S, Niv S, Raine A. The Southern California Twin Register at the University of Southern California: III. *Twin Research and Human Genetics*. 2013; 16:336–343. [PubMed: 23394193]
- Bjerregaard-Andersen M, Gomes MA, Joaquim LC, Rodrigues A, Jensen DM, Christensen K, Benn CS, Aaby P, Beck-Nielsen H, Sodemann M. Establishing a twin registry in Guinea-Bissau. *Twin Research and Human Genetics*. 2013; 16:179–184. [PubMed: 23088920]
- Boivin M, Brendgen M, Dionne G, Dubois L, Perusse D, Robaey P, Tremblay RE, Vitaro F. The Quebec Newborn Twin Study into adolescence: 15 years later. *Twin Research and Human Genetics*. 2013; 16:64–69. [PubMed: 23200437]
- Brescianini S, Fagnani C, Toccaceli V, Medda E, Nistico L, D'Ippolito C, Alvitto S, Arnofi A, Caffari B, Delfino D, Ferri M, Penna L, Salemi M, Sereni S, Serino L, Cotichini R, Stazi MA. An update on the Italian Twin Register: advances in cohort recruitment, project building and network development. *Twin Research and Human Genetics*. 2013; 16:190–196. [PubMed: 23088847]

- Buchwald D, Kaprio J, Hopper JL, Sung J, Goldberg J, Fortier I, Busjhan A, Sumathipala A, Cozen W, Mack T, Craig JM, Harris JR. International Network of Twin Registries (INTR): Building a Platform for International Collaboration. *Twin Research and Human Genetics*. 2014; 17:574–577. [PubMed: 25431288]
- Burt SA, Klump KL. The Michigan State University Twin Registry (MSUTR): An update. *Twin Research and Human Genetics*. 2013; 16:344–350. [PubMed: 23101567]
- Busjahn A. HealthTwiSt: the Berlin Twin Registry for health research. *Twin Research and Human Genetics*. 2013; 16:163–166. [PubMed: 23095330]
- Cho YS, Go MJ, Kim YJ, Heo JY, Oh JH, Ban HJ, Yoon D, Lee MH, Kim DJ, Park M, Cha SH, Kim JW, Han BG, Min H, Ahn Y, Park MS, Han HR, Jang HY, Cho EY, Lee JE, Cho NH, Shin C, Park T, Park JW, Lee JK, Cardon L, Clarke G, McCarthy MI, Lee JY, Lee JK, Oh B, Kim HL. A large-scale genome-wide association study of Asian populations uncovers genetic factors influencing eight quantitative traits. *Nature Genetics*. 2009; 41:527–534. [PubMed: 19396169]
- Cozen W, Hwang AE, Cockburn MG, Hamilton AS, Zadnick J, Mack TM. The USC Adult Twin Cohorts: International Twin Study and California Twin Program. *Twin Research and Human Genetics*. 2013; 16:366–370. [PubMed: 23218448]
- Dahl AK, Reynolds CA, Fall T, Magnusson PK, Pedersen NL. Multifactorial analysis of changes in body mass index across the adult life course: a study with 65 years of follow-up. *International Journal of Obesity*. 2014; 38:1133–1141. [PubMed: 24193660]
- Davenport, CB. Body-build and its inheritance. Carnegie Institution of Washington; No. 329, Washington: 1923.
- Derom C, Thiery E, Peeters H, Vlietinck R, Defoort P, Frijns JP. The East Flanders Prospective Twin Survey (EFPTS): an actual perception. *Twin Research and Human Genetics*. 2013; 16:58–63. [PubMed: 23101489]
- Duan H, Ning F, Zhang D, Wang S, Zhang D, Tan Q, Tian X, Pang Z. The Qingdao Twin Registry: a status update. *Twin Research and Human Genetics*. 2013; 16:79–85. [PubMed: 23182450]
- Dubois L, Ohm Kyvik K, Girard M, Tatone-Tokuda F, Perusse D, Hjelmberg J, Skytthe A, Rasmussen F, Wright MJ, Lichtenstein P, Martin NG. Genetic and environmental contributions to weight, height, and BMI from birth to 19 years of age: an international study of over 12,000 twin pairs. *PloS One*. 2012; 7:e30153. [PubMed: 22347368]
- Elks CE, den Hoed M, Zhao JH, Sharp SJ, Wareham NJ, Loos RJ, Ong KK. Variability in the heritability of body mass index: a systematic review and meta-regression. *Frontiers in Endocrinology*. 2012; 3 doi: 10.3389/fendo.2012.00029.
- Eveleth, PB.; Tanner, JM. *Worldwide variation in human growth*. 2nd edn. Cambridge University Press; Cambridge: 2003.
- Finucane MM, Stevens GA, Cowan MJ, Danaei G, Lin JK, Paciorek CJ, Singh GM, Gutierrez HR, Lu Y, Bahalim AN, Farzadfar F, Riley LM, Ezzati M, Global Burden of Metabolic Risk Factors of Chronic Diseases Collaborating Group (Body Mass Index). National, regional, and global trends in body-mass index since 1980: systematic analysis of health examination surveys and epidemiological studies with 960 country-years and 9.1 million participants. *Lancet*. 2011; 377:557–567. [PubMed: 21295846]
- Fisher RA. The correlation between relatives on the supposition of Mendelian inheritance. *Transactions of the Royal Society of Edinburgh*. 1918; 52:399–433.
- Frayling TM, Timpson NJ, Weedon MN, Zeggini E, Freathy RM, Lindgren CM, Perry JR, Elliott KS, Lango H, Rayner NW, Shields B, Harries LW, Barrett JC, Ellard S, Groves CJ, Knight B, Patch AM, Ness AR, Ebrahim S, Lawlor DA, Ring SM, Ben-Shlomo Y, Jarvelin MR, Sovio U, Bennett AJ, Melzer D, Ferrucci L, Loos RJ, Barroso I, Wareham NJ, Karpe F, Owen KR, Cardon LR, Walker M, Hitman GA, Palmer CN, Doney AS, Morris AD, Smith GD, Hattersley AT, McCarthy MI. A common variant in the FTO gene is associated with body mass index and predisposes to childhood and adult obesity. *Science*. 2007; 316:889–894. [PubMed: 17434869]
- Galton F. Regression towards mediocrity in hereditary stature. *Journal of the Anthropological Institute*. 1886; 15:246–262.
- Gatz M, Harris JR, Kaprio J, McGue M, Smith NL, Snieder H, Spiro A 3rd, Butler DA, the Institute of Medicine Committee on Twins Studies. Cohort Profile: The National Academy of Sciences-

- National Research Council Twin Registry (NAS-NRC Twin Registry). *International Journal of Epidemiology*. 2014 [Epub ahead of print].
- Gombojav B, Damdinbazar O, Danshiitsoodol N, Dagvasumberel G, Purevdorj E, Gombojav E, Chuluunbaatar U, Ochir C, Ichinkhorloo P, Sung J. Resources and pilot results for establishing a Mongolian Twin Register. *Twin Research and Human Genetics*. 2013a; 16:248–251. [PubMed: 23231772]
- Gombojav B, Song YM, Lee K, Yang S, Kho M, Hwang YC, Ko G, Sung J. The Healthy Twin Study, Korea updates: resources for omics and genome epidemiology studies. *Twin Research and Human Genetics*. 2013b; 16:241–245. [PubMed: 23218411]
- Hao Y, Liu X, Lu X, Yang X, Wang L, Chen S, Li H, Li J, Cao J, Chen J, Li Y, Zhao L, Shi Y, Shen C, Yan W, He J, Huang J, Gu D. Genome-wide association study in Han Chinese identifies three novel loci for human height. *Human Genetics*. 2013; 132:681–689. [PubMed: 23456168]
- Harden KP, Tucker-Drob EM, Tackett JL. The Texas Twin Project. *Twin Research and Human Genetics*. 2013; 16:385–390. [PubMed: 23111007]
- Haworth CM, Davis OS, Plomin R. Twins Early Development Study (TEDS): a genetically sensitive investigation of cognitive and behavioral development from childhood to young adulthood. *Twin Research and Human Genetics*. 2013; 16:117–125. [PubMed: 23110994]
- Hayakawa K, Iwatani Y, Osaka Twin Research Group. An overview of multidisciplinary research resources at the Osaka University Center for Twin Research. *Twin Research and Human Genetics*. 2013; 16:217–220. [PubMed: 23298684]
- Hemani G, Yang J, Vinkhuyzen A, Powell JE, Willemsen G, Hottenga JJ, Abdellaoui A, Mangino M, Valdes AM, Medland SE, Madden PA, Heath AC, Henders AK, Nyholt DR, de Geus EJ, Magnusson PK, Ingelsson E, Montgomery GW, Spector TD, Boomsma DI, Pedersen NL, Martin NG, Visscher PM. Inference of the genetic architecture underlying BMI and height with the use of 20,240 sibling pairs. *American Journal of Human Genetics*. 2013; 93:865–875. [PubMed: 24183453]
- Hopper JL, Foley DL, White PA, Pollaers V. Australian Twin Registry: 30 years of progress. *Twin Research and Human Genetics*. 2013; 16:34–42. [PubMed: 23200298]
- Hur YM, Craig JM. Twin registries worldwide: an important resource for scientific research. *Twin Research and Human Genetics*. 2013; 16:1–12. [PubMed: 23324558]
- Hur YM, Jeong HU, Chung KW, Shin JS, Song TB. The South Korean Twin Registry: an update. *Twin Research and Human Genetics*. 2013; 16:237–240. [PubMed: 23194648]
- Hur YM, Kaprio J, Iacono WG, Boomsma DI, McGue M, Silventoinen K, Martin NG, Luciano M, Visscher PM, Rose RJ, He M, Ando J, Ooki S, Nonaka K, Lin CC, Lajunen HR, Cornes BK, Bartels M, van Beijsterveldt CE, Cherny SS, Mitchell K. Genetic influences on the difference in variability of height, weight and body mass index between Caucasian and East Asian adolescent twins. *International Journal of Obesity*. 2008; 32:1455–1467. [PubMed: 18779828]
- Iacono WG, McGue M. Minnesota Twin Family Study. *Twin Research*. 2002; 5:482–487. [PubMed: 12537881]
- Jang KL. The University of British Columbia Twin Project: still figuring out what personality is and does. *Twin Research and Human Genetics*. 2013; 16:70–72. [PubMed: 23046703]
- Kandler C, Riemann R, Spinath FM, Bleidorn W, Thiel W, Angleitner A. The Bielefeld Longitudinal Study of Adult Twins (BiLSAT). *Twin Research and Human Genetics*. 2013; 16:167–172. [PubMed: 23046571]
- Kaprio J. The Finnish Twin Cohort Study: an update. *Twin Research and Human Genetics*. 2013; 16:157–162. [PubMed: 23298696]
- Krasnow RE, Jack LM, Lessov-Schlaggar CN, Bergen AW, Swan GE. The Twin Research Registry at SRI International. *Twin Research and Human Genetics*. 2013; 16:463–470. [PubMed: 23084148]
- Kremen WS, Franz CE, Lyons MJ. VETSA: the Vietnam Era Twin Study of Aging. *Twin Research and Human Genetics*. 2013; 16:399–402. [PubMed: 23110957]
- Krueger RF, Johnson W. The Minnesota Twin Registry: current status and future directions. *Twin Research*. 2002; 5:488–492. [PubMed: 12537882]

- Lajunen HR, Kaprio J, Rose RJ, Pulkkinen L, Silventoinen K. Genetic and environmental influences on BMI from late childhood to adolescence are modified by parental education. *Obesity*. 2012; 20:583–589. [PubMed: 21996670]
- Langinvainio H, Koskenvuo M, Kaprio J, Sistonen P. Finnish twins reared apart. II: Validation of zygosity, environmental dissimilarity and weight and height. *Acta Genet Med Gemellol*. 1984; 33:251–258. [PubMed: 6540958]
- Lango Allen H, Estrada K, Lettre G, Berndt SI, Weedon MN, Rivadeneira F, Willer CJ, Jackson AU, Vedantam S, Raychaudhuri S, Ferreira T, Wood AR, Weyant RJ, Segre AV, Speliotes EK, Wheeler E, Soranzo N, Park JH, Yang J, Gudbjartsson D, Heard-Costa NL, Randall JC, Qi L, Vernon Smith A, Magi R, Pastinen T, Liang L, Heid IM, Luan J, Thorleifsson G, Winkler TW, Goddard ME, Sin Lo K, Palmer C, et al. Hundreds of variants clustered in genomic loci and biological pathways affect human height. *Nature*. 2010; 467:832–838. [PubMed: 20881960]
- Lichtenstein P, Tuvblad C, Larsson H, Carlstrom E. The Swedish Twin study of CHild and Adolescent Development: the TCHAD-study. *Twin Research and Human Genetics*. 2007; 10:67–73. [PubMed: 17539366]
- Lilley EC, Silberg JL. The Mid-Atlantic Twin Registry, revisited. *Twin Research and Human Genetics*. 2013; 16:424–428. [PubMed: 23218199]
- Littvay L, Metneki J, Tarnoki AD, Tarnoki DL. The Hungarian Twin Registry. *Twin Research and Human Genetics*. 2013; 16:185–189. [PubMed: 23084033]
- Liu JZ, Medland SE, Wright MJ, Henders AK, Heath AC, Madden PA, Duncan A, Montgomery GW, Martin NG, McArae AF. Genome-wide association study of height and body mass index in Australian twin families. *Twin Research and Human Genetics*. 2010; 13:179–193. [PubMed: 20397748]
- Locke AE, Kahali B, Berndt SI, Justice AE, Pers TH, Day FR, Powell C, et al. Genetic studies of body mass index yield new insights for obesity biology. *Nature*. 2015; 518:197–206. [PubMed: 25673413]
- Loke YJ, Novakovic B, Ollikainen M, Wallace EM, Umstad MP, Permezel M, Morley R, Ponsonby AL, Gordon L, Galati JC, Saffery R, Craig JM. The Peri/postnatal Epigenetic Twins Study (PETS). *Twin Research and Human Genetics*. 2013; 16:13–20. [PubMed: 23171547]
- Magnusson PK, Almqvist C, Rahman I, Ganna A, Viktorin A, Walum H, Halldner L, Lundstrom S, Ullen F, Langstrom N, Larsson H, Nyman A, Gumpert CH, Rastam M, Anckarsater H, Cnattingius S, Johannesson M, Ingelsson E, Klareskog L, de Faire U, Pedersen NL, Lichtenstein P. The Swedish Twin Registry: establishment of a biobank and other recent developments. *Twin Research and Human Genetics*. 2013; 16:317–329. [PubMed: 23137839]
- Maia JA, Santos D, de Freitas DL, Thomis M. Physical activity, physical fitness, gross motor coordination, and metabolic syndrome: focus of twin research in Portugal. *Twin Research and Human Genetics*. 2013; 16:296–301. [PubMed: 23200320]
- McAdams TA, Gregory AM, Rowe R, Zavos HM, Barclay NL, Lau JY, Maughan B, Eley TC. The Genesis 12-19 (G1219) Study: a twin and sibling study of gene-environment interplay and adolescent development in the UK. *Twin Research and Human Genetics*. 2013; 16:134–143. [PubMed: 23394190]
- Moayyeri A, Hammond CJ, Hart DJ, Spector TD. The UK Adult Twin Registry (TwinsUK Resource). *Twin Research and Human Genetics*. 2013; 16:144–149. [PubMed: 23088889]
- N'Diaye A, Chen GK, Palmer CD, Ge B, Tayo B, Mathias RA, Ding J, Nalls MA, Adeyemo A, Adoue V, Ambrosone CB, Atwood L, Bandera EV, Becker LC, Berndt SI, Bernstein L, Blot WJ, Boerwinkle E, Britton A, Casey G, Chanock SJ, Demerath E, Deming SL, Diver WR, Fox C, Harris TB, Hernandez DG, Hu JJ, Ingles SA, John EM, Johnson C, Keating B, Kittles RA, Kolonel LN, Kritchevsky SB, Le Marchand L, Lohman K, Liu J, Millikan RC, Murphy A, Musani S, Neslund-Dudas C, North KE, Nyante S, Ogunniyi A, Ostrander EA, Papanicolaou G, Patel S, Pettaway CA, Press MF, Redline S, Rodriguez-Gil JL, Rotimi C, Rybicki BA, Salako B, Schreiner PJ, Signorello LB, Singleton AB, Stanford JL, Stram AH, Stram DO, Strom SS, Suktitipat B, Thun MJ, Witte JS, Yanek LR, Ziegler RG, Zheng W, Zhu X, Zmuda JM, Zonderman AB, Evans MK, Liu Y, Becker DM, Cooper RS, Pastinen T, Henderson BE, Hirschhorn JN, Lettre G, Haiman CA. Identification, replication, and fine-mapping of Loci associated with adult height in individuals of african ancestry. *PLoS Genetics*. 2011; 7:e1002298. [PubMed: 21998595]

- Nilsen TS, Knudsen GP, Gervin K, Brandt I, Røysamb E, Tambs K, Orstavik R, Lyle R, Reichborn-Kjennerud T, Magnus P, Harris JR. The Norwegian Twin Registry from a public health perspective: a research update. *Twin Research and Human Genetics*. 2013; 16:285–295. [PubMed: 23186607]
- Okada Y, Kamatani Y, Takahashi A, Matsuda K, Hosono N, Ohmiya H, Daigo Y, Yamamoto K, Kubo M, Nakamura Y, Kamatani N. A genome-wide association study in 19 633 Japanese subjects identified LHX3-QSOX2 and IGF1 as adult height loci. *Human Molecular Genetics*. 2010; 19:2303–2312. [PubMed: 20189936]
- Öncel SY, Aliev F. Turkish twin study: an initial step. *Twin Research and Human Genetics*. 2013; 16:333–335. [PubMed: 23101594]
- Ooki S. Japanese database of families with twins and higher-order multiples. *Twin Research and Human Genetics*. 2013; 16:221–225. [PubMed: 23127603]
- Ordoñana JR, Rebollo-Mesa I, Carrillo E, Colodro-Conde L, García-Palomo FJ, González-Javier F, Sánchez-Romera JF, Aznar Oviedo JM, de Pancorbo MM, Pérez-Riquelme F. The Murcia Twin Registry: a population-based registry of adult multiples in Spain. *Twin Research and Human Genetics*. 2013; 16:302–306. [PubMed: 23046559]
- Pearson K, Lee A. On the laws on inheritance in man. *Biometrika*. 1903; 2:356–462.
- Perola M, Sarnalisto S, Hiekkalinna T, Martin NG, Visscher PM, Montgomery GW, Benjamin B, Harris JR, Boomsma D, Willemsen G, Hottenga JJ, Christensen K, Kyvik KO, Sørensen TI, Pedersen NL, Magnusson PK, Spector TD, Widen E, Silventoinen K, Kaprio J, Palotie A, Peltonen L, GenomEUtwin Project. Combined genome scans for body stature in 6,602 European twins: evidence for common Caucasian loci. *PLoS Genetics*. 2007; 3:e97. [PubMed: 17559308]
- Pietiläinen KH, Naukkarinen J, Rissanen A, Saharinen J, Ellonen P, Keränen H, Suomalainen A, Gotz A, Suortti T, Yki-Järvinen H, Oresic M, Kaprio J, Peltonen L. Global transcript profiles of fat in monozygotic twins discordant for BMI: pathways behind acquired obesity. *PLoS Medicine*. 2008; 5:e51. [PubMed: 18336063]
- Rasmussen F, Kark M, Tholin S, Karnehed N, Tynelius P. The Swedish Young Male Twins Study: a resource for longitudinal research on risk factors for obesity and cardiovascular diseases. *Twin Research and Human Genetics*. 2006; 9:883–889. [PubMed: 17254425]
- Rhea SA, Gross AA, Haberstick BC, Corley RP. Colorado Twin Registry: an update. *Twin Research and Human Genetics*. 2013; 16:351–357. [PubMed: 23092589]
- Rokholm B, Silventoinen K, Angquist L, Skytthe A, Kyvik KO, Sørensen TI. Increased Genetic Variance of BMI with a Higher Prevalence of Obesity. *PLoS One*. 2011a; 6:e20816. [PubMed: 21738588]
- Rokholm B, Silventoinen K, Tynelius P, Gomborg M, Sørensen TI, Rasmussen F. Increasing genetic variance of body mass index during the Swedish obesity epidemic. *PLoS One*. 2011b; 6(11):e27135. [PubMed: 22087252]
- Saudino KJ, Asherson P. The Boston University Twin Project (BUTP). *Twin Research and Human Genetics*. 2013; 16:449–450. [PubMed: 23046533]
- Schizophrenia Working Group of the Psychiatric Genomics Consortium. Biological insights from 108 schizophrenia-associated genetic loci. *Nature*. 2014; 511:421–427. [PubMed: 25056061]
- Schousboe K, Willemsen G, Kyvik KO, Mortensen J, Boomsma DI, Cornes BK, Davis CJ, Fagnani C, Hjelmborg J, Kaprio J, De Lange M, Luciano M, Martin NG, Pedersen N, Pietiläinen KH, Rissanen A, Saarni S, Sørensen TIA, Van Baal GC, Harris JR. Sex differences in heritability of BMI: a comparative study of results from twin studies in eight countries. *Twin Research*. 2003; 6:409–421. [PubMed: 14624725]
- Seltzer CC, Mayer J. A review of genetic and constitutional factors in human obesity. *Annals of the New York Academy of Sciences*. 1966; 134:688–695. [PubMed: 5328581]
- Silventoinen K, Kaprio J, Lahelma E, Koskenvuo M. Relative effect of genetic and environmental factors on body height: differences across birth cohorts among Finnish men and women. *American Journal of Public Health*. 2000; 90:627–630. [PubMed: 10754982]
- Silventoinen K, Rokholm B, Kaprio J, Sørensen TIA. The genetic and environmental influences on childhood obesity: a systematic review of twin and adoption studies. *International Journal of Obesity*. 2010; 34:29–40. [PubMed: 19752881]

- Silventoinen K, Sammalisto S, Perola M, Boomsma DI, Cornes BK, Davis C, Dunkel L, De Lange M, Harris JR, Hjelmborg JV, Luciano M, Martin NG, Mortensen J, Nistico L, Pedersen NL, Skytthe A, Spector TD, Stazi MA, Willemsen G, Kaprio J. Heritability of adult body height: a comparative study of twin cohorts in eight countries. *Twin Research*. 2003; 6:399–408. [PubMed: 14624724]
- Skytthe A, Christiansen L, Kyvik KO, Bodker FL, Hvidberg L, Petersen I, Nielsen MM, Bingley P, Hjelmborg J, Tan Q, Holm NV, Vaupel JW, McGue M, Christensen K. The Danish Twin Registry: linking surveys, national registers, and biological information. *Twin Research and Human Genetics*. 2013; 16:104–111. [PubMed: 23084092]
- Strachan E, Hunt C, Afari N, Duncan G, Noonan C, Schur E, Watson N, Goldberg J, Buchwald D. University of Washington Twin Registry: poised for the next generation of twin research. *Twin Research and Human Genetics*. 2013; 16:455–462. [PubMed: 23218177]
- Stunkard AJ, Foch TT, Hrubec Z. A twin study of human obesity. *JAMA*. 1986; 256:51–54. [PubMed: 3712713]
- Stunkard AJ, Harris JR, Pedersen NL, McClearn GE. The body-mass index of twins who have been reared apart. *New England Journal of Medicine*. 1990; 322:1483–1487. [PubMed: 2336075]
- Stunkard AJ, Sørensen TI, Hanis C, Teasdale TW, Chakraborty R, Schull WJ, Schulsinger F. An adoption study of human obesity. *New England Journal of Medicine*. 1986; 314:193–198. [PubMed: 3941707]
- Sumathipala A, Siribaddana S, Hotopf M, McGuffin P, Glozier N, Ball H, Kovas Y, Rijdsdijk F, Yatawara L, Pariante C, Zavos H, Siriwardhana C, Pannala G, Jayaweera K, Adikari A, Gunewardane D. The Sri Lankan Twin Registry: 2012 update. *Twin Research and Human Genetics*. 2013; 16:307–312. [PubMed: 23302519]
- Sung J, Cho SI, Song YM, Lee K, Choi EY, Ha M, Kim J, Kim H, Kim Y, Shin EK, Kim YH, Yoo KY, Park C, Kimm K. Do we need more twin studies? The Healthy Twin Study, Korea. *International Journal of Epidemiology*. 2006; 35:488–490. [PubMed: 16423926]
- van Beijsterveldt CE, Groen-Blokhuis M, Hottenga JJ, Franic S, Hudziak JJ, Lamb D, Huppertz C, de Zeeuw E, Nivard M, Schutte N, Swagerman S, Glasner T, van Fulpen M, Brouwer C, Stroet T, Nowotny D, Ehli EA, Davies GE, Scheet P, Orlebeke JF, Kan KJ, Smit D, Dolan CV, Middeldorp CM, de Geus EJ, Bartels M, Boomsma DI. The Young Netherlands Twin Register (YNTR): longitudinal twin and family studies in over 70,000 children. *Twin Research and Human Genetics*. 2013; 16:252–267. [PubMed: 23186620]
- van Dongen J, Slagboom PE, Draisma HH, Martin NG, Boomsma DI. The continuing value of twin studies in the omics era. *Nature Reviews Genetics*. 2012; 13:640–653.
- Visscher PM, Medland SE, Ferreira MA, Morley KI, Zhu G, Cornes BK, Montgomery GW, Martin NG. Assumption-free estimation of heritability from genome-wide identity-by-descent sharing between full siblings. *PLoS Genetics*. 2006; 2:e41. [PubMed: 16565746]
- van Jaarsveld CH, Johnson L, Llewellyn C, Wardle J. Gemini: a UK twin birth cohort with a focus on early childhood weight trajectories, appetite and the family environment. *Twin Research and Human Genetics*. 2010; 13:72–78. [PubMed: 20158309]
- Wang H, Dwyer-Lindgren L, Lofgren KT, Rajaratnam JK, Marcus JR, Levin-Rector A, Levitz CE, Lopez AD, Murray CJ. Age-specific and sex-specific mortality in 187 countries, 1970–2010: a systematic analysis for the Global Burden of Disease Study 2010. *Lancet*. 2012; 380:2071–2094. [PubMed: 23245603]
- Weedon MN, Lango H, Lindgren CM, Wallace C, Evans DM, Mangino M, Freathy RM, Perry JR, Stevens S, Hall AS, Samani NJ, Shields B, Prokopenko I, Farrall M, Dominiczak A, Diabetes Genetics Initiative, Wellcome Trust Case Control Consortium; Johnson T, Bergmann S, Beckmann JS, Vollenweider P, Waterworth DM, Mooser V, Palmer CN, Morris AD, Ouwehand WH, Cambridge GEM Consortium. Zhao JH, Li S, Loos RJ, Barroso I, Deloukas P, Sandhu MS, Wheeler E, Soranzo N, Inouye M, Wareham NJ, Caulfield M, Munroe PB, Hattersley AT, McCarthy MI, Frayling TM. Genome-wide association analysis identifies 20 loci that influence adult height. *Nature Genetics*. 2008; 40:575–583. [PubMed: 18391952]
- Whitfield KE. A registry of adult African American twins: the Carolina African American Twin Study of Aging. *Twin Research and Human Genetics*. 2013; 16:476–480. [PubMed: 23088829]
- Willemsen G, Vink JM, Abdellaoui A, den Braber A, van Beek JH, Draisma HH, van Dongen J, van 't Ent D, Geels LM, van Lien R, Ligthart L, Kattenberg M, Mbarek H, de Moor MH, Neijts M, Pool

- R, Stroo N, Klufft C, Suchiman HE, Slagboom PE, de Geus EJ, Boomsma DI. The Adult Netherlands Twin Register: twenty-five years of survey and biological data collection. *Twin Research and Human Genetics*. 2013; 16:271–281. [PubMed: 23298648]
- Wood AR, Esko T, Yang J, Vedantam S, Pers TH, Gustafsson S, Chu AY, Estrada K, Luan J, Kutalik Z. Defining the role of common variation in the genomic and biological architecture of adult human height. *Nature Genetics*. 2014; 46:1173–1186. [PubMed: 25282103]
- Yokoyama Y. The West Japan Twins and Higher Order Multiple Births Registry. *Twin Research and Human Genetics*. 2013; 16:231–236. [PubMed: 23101506]
- Zheng Y, Ding X, Chen Y, He M. The Guangzhou Twin Project: an update. *Twin Research and Human Genetics*. 2013; 16:73–78. [PubMed: 23186635]

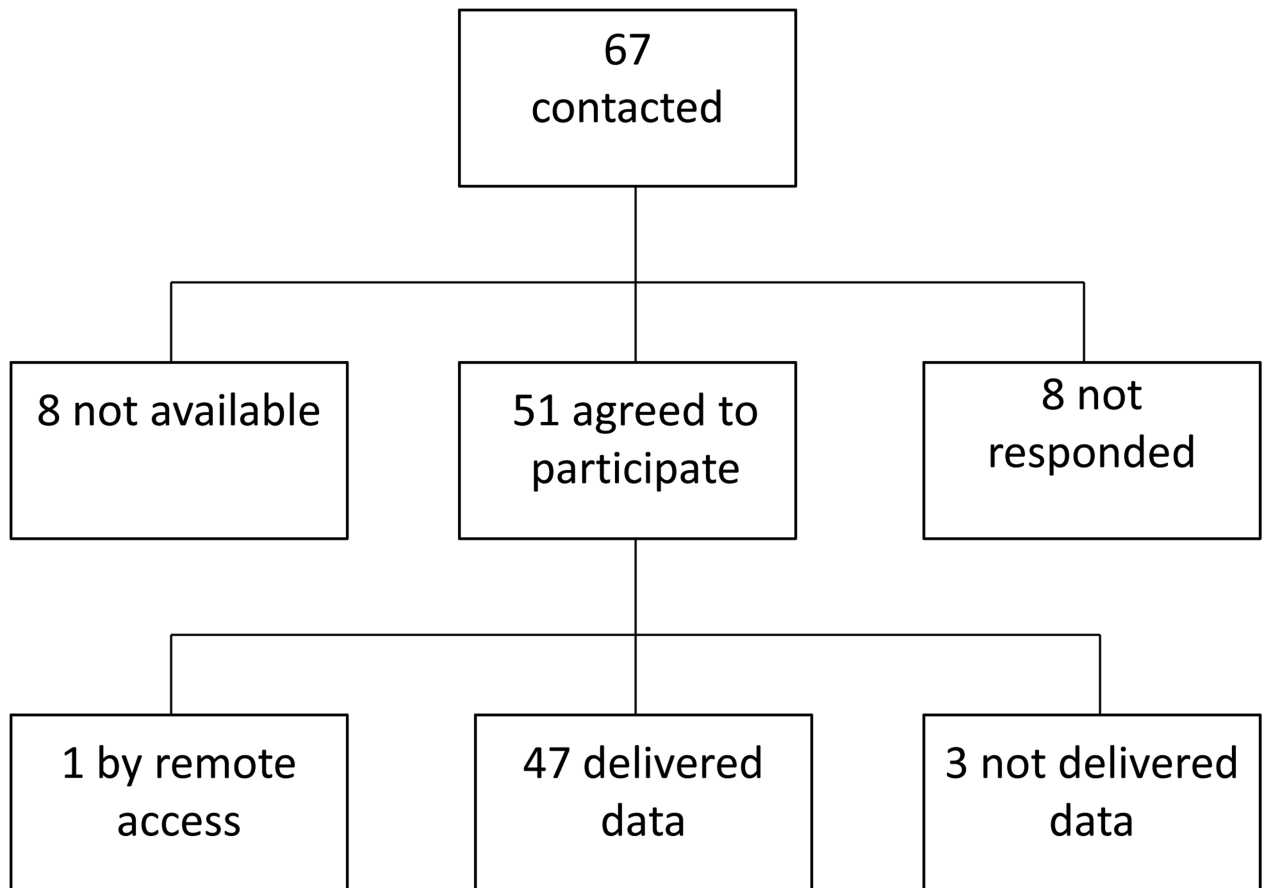


Figure 1.
Accumulation of the CODATwins database.

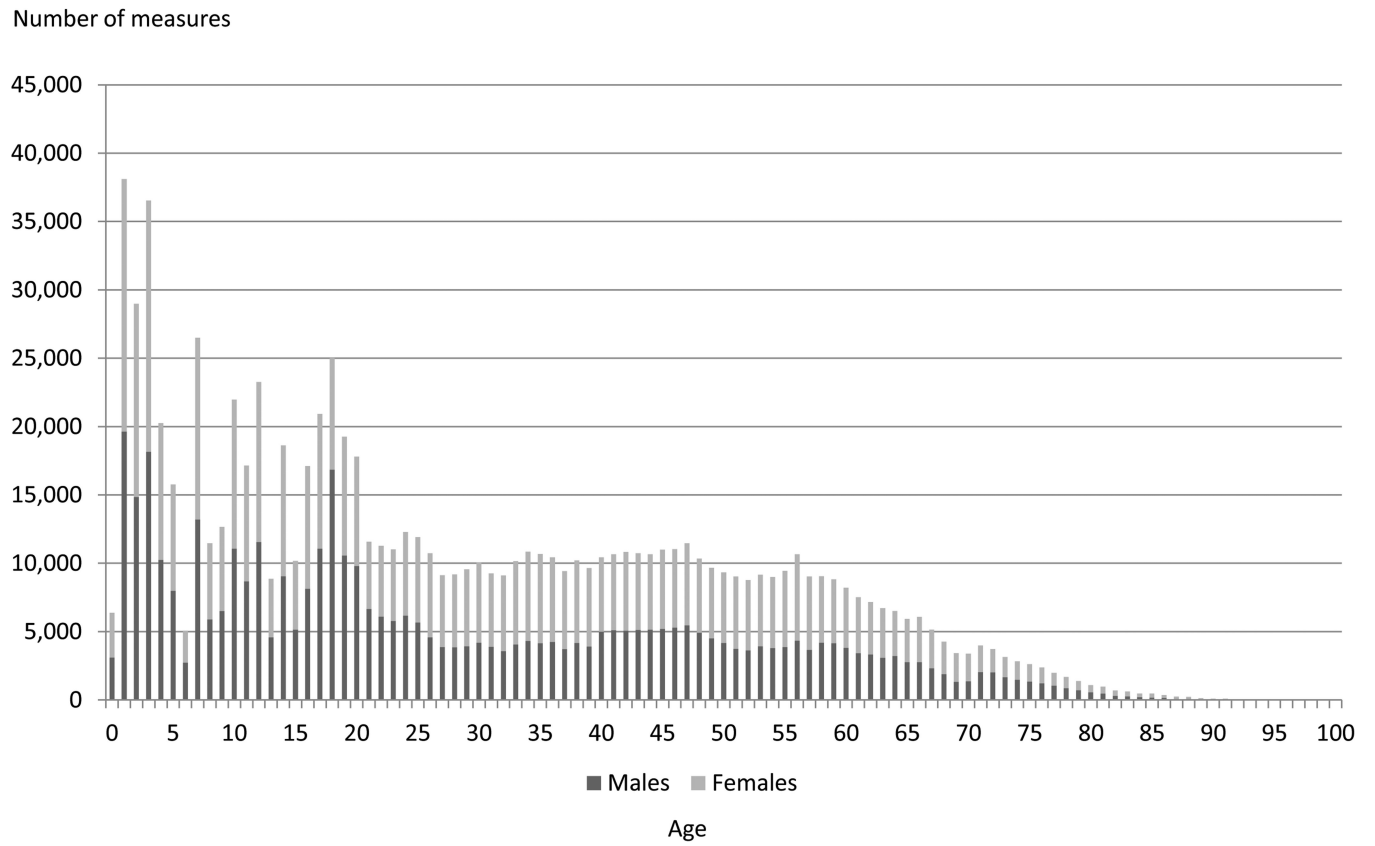


Figure 2.
Number of height and weight measures by sex and age.

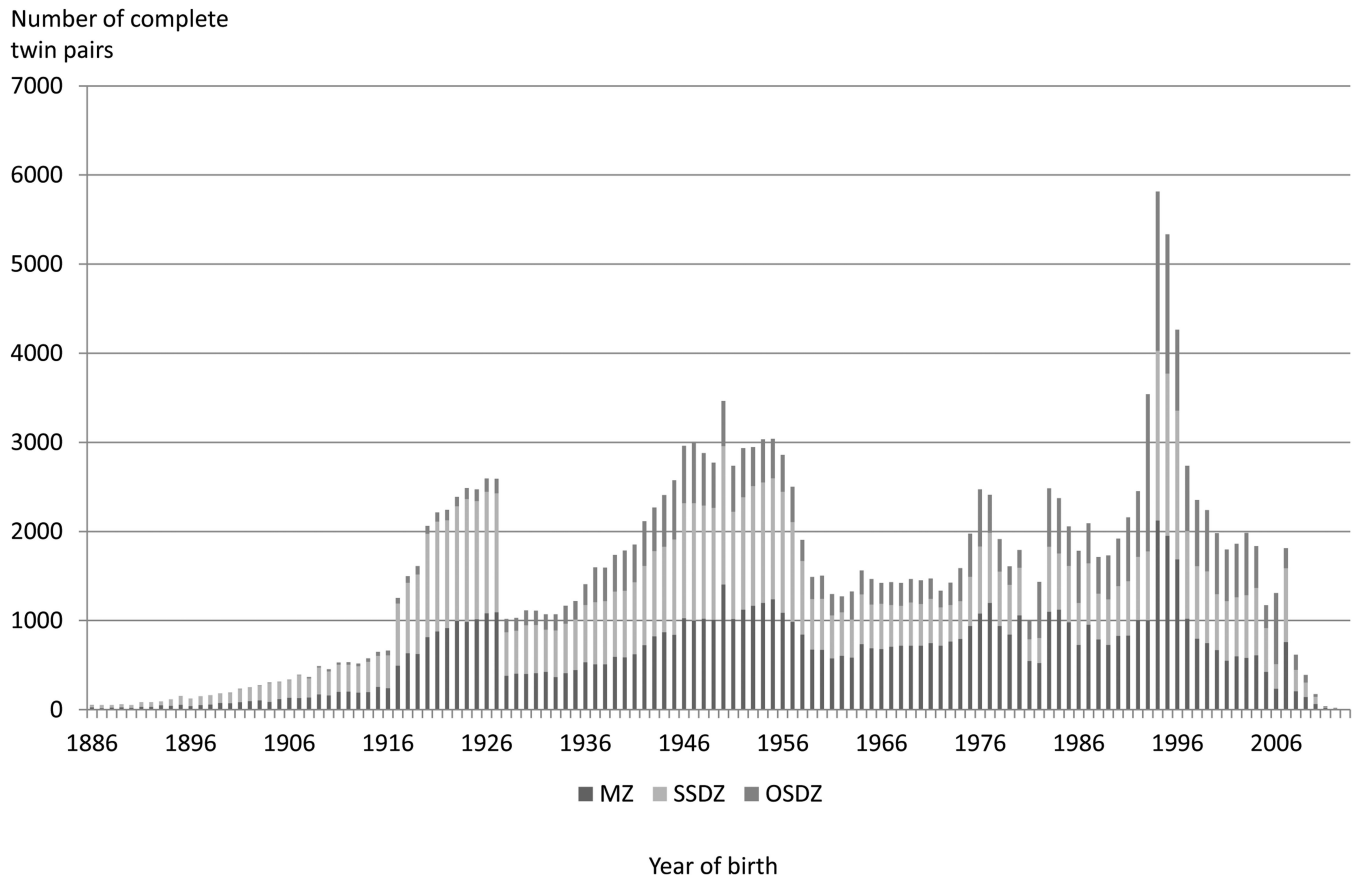


Figure 3.
Number of complete twin pairs by birth year and zygosity.

Table 1

Number of height and weight measures in the twin cohorts participating in the CODATwins project.

Cohort name	Main reference	Region	Number of height and weight measures	Number of longitudinal surveys
Africa				
Guinea-Bissau Twin Study	(Bjerregaard-Andersen et al. 2013)	Guinea-Bissau	1,042	7
Australia				
Australian Twin Registry	(Hopper et al. 2013)	Australia	2,536	1
Peri/Postnatal Epigenetic Twins Study (PETS)	(Loke et al. 2013)	Australia, Melbourne	571	2
Queensland Twin Register	(Liu et al. 2010)	Australia, Queensland province	55,479	> 10
East-Asia				
Guangzhou Twin Eye Study	(Zheng et al. 2013)	China, Guangzhou province	1,122	1
Japanese Twin Cohort	(Ooki 2013)	Japan	34,405	>10
Korean Twin-Family Register	(Gombojav et al. 2013b)	South Korea	2,702	4
Mongolian Twin Registry	(Gombojav et al. 2013a)	Mongolia	166	1
Osaka University Aged Twin Registry	(Hayakawa et al. 2013)	Japan	1,289	4
South Korea Twin Registry	(Hur et al. 2013)	South Korea	2,278	1
Qingdao Twin Registry (adults)	(Duan et al. 2013)	China, Shandong province	986	1
Qingdao Twin Registry (children)	(Duan et al. 2013)	China, Shandong province	1,175	1
West Japan Twins and Higher Order Multiple Births Registry	(Yokoyama 2013)	Japan	7,617	>10
Europe				
Adult Netherlands Twin Registry	(Willemsen et al. 2013)	Netherlands	37,638	>10
Berlin Twin Register	(Busjahn 2013)	German, Berlin city	722	5
Bielefeld Longitudinal Study of Adult Twins	(Kandler et al. 2013)	German	2,366	1
Danish Twin Cohort	(Skytthe et al. 2013)	Denmark	34,665	1
East Flanders Prospective Twin Survey	(Derom et al. 2013)	Belgium, East Flanders Province	803	1
Finnish Older Twin Cohort	(Kaprio 2013)	Finland	68,683	4
FinnTwin12	(Kaprio 2013)	Finland	16,211	4
FinnTwin16	(Kaprio 2013)	Finland	24,438	5
Gemini Study	(van Jaarsveld 2010)	UK	19,639	>10
Genesis 12-19 Study	(McAdams et al. 2013)	UK	2,131	3
Hungarian Twin Registry	(Littvay et al. 2013)	Hungary	825	1
Italian Twin Registry	(Brescianini et al. 2013)	Italy	18,834	5
Murcia Twin Registry	(Ordoñana et al. 2013)	Spain, Region of Murcia	4,392	3
Norwegian Twin Registry	(Nilsen et al. 2013)	Norway	20,188	2

Cohort name	Main reference	Region	Number of height and weight measures	Number of longitudinal surveys
Portugal Twin Cohort	(Maia et al. 2013)	Portugal, North of mainland, Azores, and Madeira Islands	1,789	1
Swedish Twin Cohorts	(Magnusson et al. 2013)	Sweden	110,117	3
Swedish Young Male Twins Study (adults)	(Rasmussen et al. 2006)	Sweden	5,702	3
Swedish Young Male Twins Study (children)	(Rasmussen et al. 2006)	Sweden	10,440	> 10
TCHAD-study	(Lichtenstein et al. 2007)	Sweden	7,521	4
Twins Early Development Study (TEDS)	(Haworth et al. 2013)	UK	59,108	7
TwinsUK	(Moayyeri et al. 2013)	UK	31,321	7
Young Netherlands Twin Registry	(van Beijsterveldt et al. 2013)	Netherlands	119,649	10
South-Asia and Middle-East				
Longitudinal Israeli Study of Twins	(Avinun and Knafo 2013)	Israel	1,228	2
Sri Lanka Twin Registry	(Sumathipala et al. 2013)	Sri Lanka	2,485	1
Turkish Twin Study	(Öncel and Aliev 2013)	Turkey	584	1
North-America				
Boston University Twin Project	(Saudino and Asherson 2013)	USA, Massachusetts	1,228	2
California Twin Program	(Cozen et al. 2013)	USA, California	27,237	1
Carolina African American Twin Study of Aging	(Whitfield 2013)	USA, North Carolina	532	1
Colorado Twin Registry	(Rhea et al. 2013)	USA, Colorado	8,671	5
Michigan State University Twin Registry	(Burt and Klump 2013)	USA, Michigan	22,172	2
Mid Atlantic Twin Registry	(Lilley and Silberg 2013)	USA, Virginia, North Carolina, South Carolina	11,801	1
Minnesota Twin Family Study	(Iacono and McGue 2002)	USA, Minnesota	3,269	3
Minnesota Twin Registry	(Krueger and Johnson 2002)	USA, Minnesota	10,122	1
NAS-NRC Twin Registry	(Gatz et al. 2014)	USA, WWII veterans	54,904	4
Quebec Newborn Twin Study	(Boivin et al. 2013)	Canada, Greater Montreal area	5,991	9
SRI-international	(Krasnow et al. 2013)	USA, California	1,092	1
Texas Twin Project	(Harden et al. 2013)	USA, Texas	565	1
University of British Columbia Twin Project	(Jang 2013)	Canada, Greater Vancouver area	1,450	1
University of Southern California Twin Study	(Baker et al. 2013)	USA, Greater Los Angeles area	3,622	5
University of Washington Twin Registry	(Strachan et al. 2013)	USA, Washington State	27,452	3
Vietnam Era Twin Study of Aging	(Kremen et al. 2013)	USA, Vietnam era veterans	2,245	2