



Published in final edited form as:

Psychol Med. 2015 September ; 45(12): 2605–2617. doi:10.1017/S0033291715000525.

Stress-related anhedonia is associated with ventral striatum reactivity to reward and transdiagnostic psychiatric symptomatology

Nadia S. Corral-Frías^{1,*}, Yuliya S. Nikolova², Lindsay J. Michalski³, David A.A. Baranger^{3,4}, Ahmad R. Hariri², and Ryan Bogdan^{1,3,4}

¹Department of Psychiatry, Washington University in St Louis, St Louis, MO, USA

²Laboratory of NeuroGenetics, Department of Psychology and Neuroscience, Duke University, Durham, NC, USA

³BRAIN Laboratory, Department of Psychology, Washington University in St Louis, St Louis, MO, USA

⁴Division of Biology and Biomedical Sciences, Washington University in St Louis, St Louis, MO, USA

Abstract

Background—Early life stress (ELS) is consistently associated with increased risk for subsequent psychopathology. Individual differences in neural response to reward may confer vulnerability to stress-related psychopathology. Using data from the ongoing Duke Neurogenetics Study, the present study examined whether reward-related ventral striatum (VS) reactivity moderates the relationship between retrospectively reported ELS and anhedonic symptomatology. We further assessed whether individual differences in reward-related VS reactivity were associated with other depressive symptoms and problematic alcohol use via stress-related anhedonic symptoms and substance use-associated coping.

Method—Blood oxygen level-dependent functional magnetic resonance imaging (fMRI) was collected while participants ($n = 906$) completed a card-guessing task, which robustly elicits VS reactivity. ELS, anhedonic symptoms, other depressive symptoms, coping behavior, and alcohol use behavior were assessed with self-report questionnaires. Linear regressions were run to examine whether VS reactivity moderated the relationship between ELS and anhedonic symptoms. Structural equation models examined whether this moderation was indirectly associated with other depression symptoms and problematic alcohol use through its association with anhedonia.

Results—Analyses of data from 820 participants passing quality control procedures revealed that the VS \times ELS interaction was associated with anhedonic symptoms ($p = 0.011$). Moreover,

Address for correspondence: N. S. Corral-Frías, Ph.D., BRAIN Laboratory, Campus Box 1125, Psychology Bldg, Washington University in St Louis, One Brookings Dr., St Louis, MO 63130, USA. (corraln@psychiatry.wustl.edu).

Declaration of Interest: None.

Supplementary material: Please refer to supplementary files.

structural equation models indirectly linked this interaction to non-anhedonic depression symptoms and problematic alcohol use through anhedonic symptoms and substance-related coping.

Conclusions—These findings suggest that reduced VS reactivity to reward is associated with increased risk for anhedonia in individuals exposed to ELS. Such stress-related anhedonia is further associated with other depressive symptoms and problematic alcohol use through substance-related coping.

Keywords

Alcohol; anhedonia; depression; early life stress; fMRI; reward; ventral striatum

Introduction

Exposure to environmental stress during childhood is associated with increased risk for a broad range of psychopathology, including mood, anxiety, and substance use disorders (Green *et al.* 2010). However, while ELS is reported for nearly 40% of individuals worldwide (Kessler *et al.* 2010), a relatively small number of exposed individuals experience subsequent mental health problems. Identifying biological markers of individual differences in relative vulnerability or resiliency promises to uniquely inform the etiology of stress-related psychopathology and contribute to the development of more efficacious strategies for prevention and treatment.

Consistent with cross-species research suggesting that adversity can disrupt hedonic capacity as well as related neural circuit function (Anisman & Matheson, 2005; Rygula *et al.* 2005; Krishnan *et al.* 2007; Bogdan *et al.* 2011; Pechtel & Pizzagalli, 2011; Porcelli *et al.* 2012), stress-related psychopathology such as depression and substance use disorder is frequently characterized by both blunted reward-related corticostriatal circuit reactivity and anhedonia (Diekhof *et al.* 2008; Hopper *et al.* 2008; Sailer *et al.* 2008; Pizzagalli *et al.* 2009). By contrast, individuals characterized by positive affect and optimism have increased corticostriatal reactivity to positive stimuli (Sharot *et al.* 2007) and display more adaptive responses to stress (Tugade & Fredrickson, 2004; Ong *et al.* 2006). Collectively, these data have led to speculation that robust reward-related neural circuit function may confer relative resilience to stress-related anhedonia and associated psychopathology (Feder *et al.* 2009); this theory has recently received empirical support in preclinical (Krishnan *et al.* 2007) and human (Nikolova *et al.* 2012) studies.

Using data from the ongoing Duke Neurogenetics Study (DNS), which assesses a wide range of behavioral, experiential, and biological phenotypes, the present study examined whether reward-related ventral striatum (VS) reactivity moderates the relationship between retrospectively-reported early life stress (ELS) and anhedonic symptomatology in 820 young adult university students. Further, in light of evidence that deficits in positive affect precede the development of other depressive symptoms (Bijttebier *et al.* 2012), we assessed whether the interaction between reward related VS reactivity and ELS is indirectly associated with other depressive symptoms via the mediating role of anhedonia. Second, based on a developing literature linking anhedonic symptoms to substance-related coping, which has, in

turn, been linked to problematic substance use (Cooper *et al.* 1995; Grant *et al.* 2009; Mezquita *et al.* 2014), we assessed whether the interaction between reward-related VS reactivity and ELS is indirectly associated with self-reported problematic alcohol use via the mediating role of anhedonic symptoms and coping behavior. We hypothesized that individuals with relatively blunted VS reactivity and elevated exposure to ELS would report increased anhedonia. Moreover, we posited that stress-related anhedonia would indirectly link relatively blunted reward-related VS reactivity and elevated ELS exposure to other increased depressive symptoms as well as problematic alcohol use via drug-related coping.

Method

Participants

Neuroimaging data were available from 906 participants who completed the ongoing DNS by 13 December 2013. The DNS assesses a wide range of behavioral, experiential, and biological phenotypes among young-adult (range 18–22 years) college students. All participants provided written informed consent in accord with Duke University guidelines and were in good general health. For completing the study, each participant received \$120 remuneration. Study exclusion criteria included: (1) medical diagnoses of cancer, stroke, diabetes requiring insulin treatment, chronic kidney or liver disease, or lifetime history of psychotic symptoms; (2) use of psychotropic, glucocorticoid, or hypolipidemic medication; and/or (3) conditions affecting cerebral blood flow and metabolism (e.g. hypertension). Diagnosis of current DSM-IV Axis I and select Axis II disorders (antisocial personality disorder and borderline personality disorder) was assessed with the electronic Mini International Neuropsychiatric Interview (Sheehan *et al.* 1998) and Structured Clinical Interview for the DSM-IV (SCID; First *et al.* 1996). These disorders were not exclusionary, as the DNS seeks to establish broad variability in multiple behavioral phenotypes related to psychopathology.

The final sample of the present study included 820 participants who had reward-related VS reactivity data available after data-quality screening. Participants were excluded for the following reasons: incidental structural brain abnormalities ($n = 4$), significant movement outliers in functional magnetic resonance imaging (fMRI) data ($n = 38$; see preprocessing description below), scanner artifacts in fMRI data ($n = 6$), technical difficulties during fMRI data collection (e.g. coil problems; $n = 3$), incomplete data collection (e.g. subject fell asleep; $n = 9$), or poor behavioral performance (i.e. less than 60% appropriate feedback during VS reactivity task; $n = 25$). One additional participant was excluded from analyses because they did not complete the scale used to assess ELS (Childhood Trauma Questionnaire; $n = 1$). A total of 86 (9.49%) participants were excluded after fMRI data-quality screening and availability of all self-report questionnaires was taken into account.

Self-report questionnaires

Participants completed a battery of self-report questionnaires to assess past and current experiences and behavior. The following were used for the present analyses: the Childhood Trauma Questionnaire (CTQ; Bernstein *et al.* 2003); Life Events Scale for Students (LESS; Clements & Turpin, 1996); the anhedonic depression (AD) and general distress depression

(GDD) subscales of the Mood and Anxiety Symptom Questionnaire – short form (MASQ-SF; Watson & Clark, 1991); the Positive Affect subscale of the Center for Epidemiological Studies – Depression Scale (CES-D; Radloff, 1977) the brief COPE Inventory substance use subscale Carver (1997); and the Alcohol Use Disorders Identification Test (AUDIT; Saunders *et al.* 1993).

The CTQ is a 28-item, retrospective screening tool used to detect the occurrence and frequency of emotional, physical, and sexual abuse as well as emotional and physical neglect before the age of 17 ($\alpha = 0.613$ for total scale). The instrument's five subscales, each representing a type of abuse or neglect, have robust internal consistency and convergent validity with a clinician-rated interview of childhood abuse as well as with therapists' ratings of abuse (Scher *et al.* 2001). The MASQ-SF is a 62-item scale that includes four subscales: general distress anxious symptoms, general distress depressive symptoms, anxious arousal and anhedonic depression. The 22-item AD subscale is an instrument assessing low levels of positive affect and other factors that represent depression specifically (i.e. not general negative affect; Hughes *et al.* 2006). One item was excluded from this questionnaire in our sample ('thoughts about death or suicide') to be compliant with the Duke University IRB ($\alpha = 0.899$ for anhedonia subscale). The GDD subscale includes 12 items ($\alpha = 0.930$ for GDD subscale) reflecting negative affect that occur in both depression and anxiety disorders (Watson *et al.* 1995). The substance use subscale of brief-COPE is comprised of two items ('I've been using alcohol or other drugs to make myself feel better' and 'I've been using alcohol or other drugs to help me get through it'; $\alpha = 0.920$) that assess how frequently an individual uses drugs or alcohol as a coping mechanism; it is predictive of problematic alcohol use in trauma survivors (Ullman *et al.* 2005, 2006). The AUDIT is a 10-item scale developed by the WHO to screen for hazardous or dependent alcohol use patterns by assessing the frequency and nature of consumption. While the AUDIT was originally developed to screen for alcohol use problems and high-risk drinking in primary-care settings, evidence suggests that it is a valid assessment for college student populations as well (Kokotailo *et al.* 2004) and showed good reliability within this sample ($\alpha = 0.771$ for total scale).

Last, to further test our previously reported recent life stress \times VS reward-related reactivity interaction (Nikolova *et al.* 2012) in an expanded sample, we used the CES-D Positive Affect subscale ($\alpha = 0.829$ for Positive Affect subscale) and Life Events Scale for Students (Kuder–Richardson Formula 20 $\alpha = 0.643$; LESS). In this modified version of the LESS participants are asked to indicate if they have experienced different types of common stressful life events within the past 12 months (e.g. moving home, pregnancy, failing a course). The CES-D is a widely used (Murphy, 2002) 20-item scale designed to measure current depressive symptoms (Radloff, 1977). Based on previous factor analysis studies (Shafer, 2006) and confirmatory factor analysis in the current sample, two subscales were computed for non-anhedonic depression (16 items) and positive affect (four items) (see Supplementary material).

VS reactivity task

To elicit VS reactivity, participants completed a blocked design number-guessing paradigm, consisting of three blocks of predominantly positive feedback (80% correct guess; gain feedback), three blocks of predominantly negative feedback (80% incorrect guess; loss feedback) and three control blocks (displaying a yellow circle after each response) (Delgado *et al.* 2000; Hariri *et al.* 2006). Blocks are presented in pseudo-random order and are composed of five trials each. During each trial of the positive and negative feedback blocks, participants are given 3 s to guess via button press whether the value (between 1–4 or 6–9) of a card presented face-down is higher or lower than 5 (Supplementary Fig. S1). The numerical value of the card is then presented for 500 ms, followed by an arrow indicating positive (green upward-facing arrow) or negative (red downward-facing arrow) feedback for 500 ms. Finally, a neutral crosshair is presented for 3 s, such that the total trial length is 7 s. One incongruent trial (e.g. a negative-feedback trial within a predominantly positive block) was included within each block to maintain task engagement and motivation and prevent participants from anticipating trial feedback. Three control blocks are interleaved between the six experimental card-guessing blocks, during which participants are instructed to make button presses during the 3-s presentation of an ‘x,’ which is then followed by an asterisk and a yellow circle (presented for 500 ms each). Participants were unaware of the fixed outcome probabilities and were led to believe that their performance would determine their net monetary gain. All subjects received \$10 upon completion of the task.

Blood oxygen level-dependent (BOLD) fMRI data acquisition

A research-dedicated GE MR750 3 T scanner equipped with high-power, high-duty cycle 50-mT/m gradients at 200 T/m/s slew rate and an eight-channel head coil for parallel imaging at high bandwidth up to 1 MHz was used to acquire brain images at the Duke University of North Carolina Brain Imaging and Analysis Center. A semi-automated, high-order shimming program was used to ensure global field homogeneity. A series of 34 interleaved axial functional slices aligned with the anterior commissure–posterior commissure (AC–PC) plane were acquired for fullbrain coverage using an inverse-spiral pulse sequence to reduce susceptibility artifact (TR/TE/flip angle = 2000 ms/30 ms/60°; FOV = 240 mm; $3.75 \times 3.75 \times 4$ mm voxels; interslice skip = 0). Four initial RF excitations were performed (and discarded) to achieve steady-state equilibrium. To allow for spatial registration of each participant's data to a standard coordinate system, high-resolution three-dimensional structural images were acquired in 34 axial slices co-planar with the functional scans (TR/TE/flip angle = 7.7 s/3.0 ms/12°; voxel size = $0.9 \times 0.9 \times 4$ mm; FOV = 240 mm, interslice skip = 0).

BOLD fMRI data analysis

The general linear model of Statistical Parametric Mapping 8 (SPM8; <http://www.fil.ion.ucl.ac.uk/spm>) was used for whole-brain image analysis. Individual subject data were first realigned to the first volume in the time series to correct for head motion before being spatially normalized into the standard stereotactic space of the Montreal Neurological Institute (MNI) template using a 12-parameter affine model. Next, data were smoothed to minimize noise and residual differences in individual anatomy with a 6 mm FWHM

Gaussian filter. Voxel-wise signal intensities were ratio normalized to the whole-brain global mean. Then the ARTifact Detection Tool (ART) was used to generate regressors accounting for images due to large motion (i.e. >0.6 mm relative to the previous time frame) or spikes (i.e. global mean intensity 2.5 standard deviations (S.D.) from the entire time series). Participants for whom more than 5% of acquisition volumes were flagged by ART (VS: $n = 38$) were removed from analyses. An ROI mask (i.e. 5 mm spheres centered around MNI coordinates, left: $x = -12, y = 8, z = -10$; right: $x = 12, y = 10, z = -8$) was used to ensure adequate VS coverage for the number-guessing task; no participants demonstrated less than 90% coverage of the VS region of interest.

After these preprocessing steps, whole-brain analyses with a statistical threshold of $p < 0.05$, family-wise error whole-brain corrected with 10 contiguous voxels were employed to identify brain regions activated by the positive feedback > negative feedback contrast. The bilateral maximal voxels in whole brain analyses, which were within the VS, exhibiting a main effect of task were extracted using the volume of interest tool in SPM8 and imported into SPSS (SPSS Inc., USA) for further analyses. Extracting parameter estimates activated by our paradigm, rather than voxels specifically correlated with our independent variables of interest, precludes the possibility of any regression coefficient inflation that may result from capitalizing on the same data twice (Viviani, 2010). This conservative strategy has been used in previous reports (Bogdan *et al.* 2012).

Statistical analyses

Extracted neuroimaging data values were winsorized (to ± 3 S.D.s; left VS: $n = 9$; right VS: $n = 9$) to maintain variability while limiting the influence of extreme outliers before being analyzed in PASW Statistics (version 19; SPSS Inc.). A regression-based moderation model was tested using the PROCESS macro for SPSS (Hayes, 2013) to examine main and interactive effects of ELS (i.e. CTQ score) and reward-related VS reactivity (i.e. positive reward > negative loss) on anhedonia (i.e. MASQ-SF AD scale score). Based on evidence that anhedonia may predict other depressive symptoms (Gorwood, 2008; Bijttebier *et al.* 2012) as well as substance use problems (Hatzigiakoumis *et al.* 2011; Mezquita *et al.* 2014), we implemented structural equation models (SEM). Using MPlus (v. 7.11), we tested whether the interaction between ELS and reward-related VS reactivity was indirectly associated with non-anhedonic depression symptoms (i.e. MASQ-SF GDD scale score) as well as problematic alcohol use (i.e. AUDIT scores) via anhedonia and substance-related coping behavior (i.e. substance use brief COPE subscale scores; Fig. 1a, b). All interaction predictor variables (i.e. CTQ scores and VS reactivity BOLD parameter estimates) were mean-centered prior to analyses. Unstandardized indirect effects were computed for each of 5000 bootstrapped samples, and the 95% confidence interval was computed by determining the indirect effects at the 2.5 and 97.5 percentiles. Model goodness of fit was assessed using root mean square residual (RMSEA < 0.05), standardized root mean square residual (SRMR < 0.05), and comparative fit index (CFI > 0.90) (Schermelleh-Engel *et al.* 2003). In an attempt to make the χ^2 test less dependent on sample size, we used the relative χ^2 , which is calculated by dividing the χ^2 fit index by the degrees of freedom. Congruent with prior literature (Schumacker and Lomax, 2004), if this ratio was <5 we deemed the model to have good fit.

Sex, age, psychiatric diagnosis (excluding depression and alcohol abuse diagnosis in the depression and problematic alcohol use SEMs respectively), and self-reported ethnicity were entered as covariates in all analyses. Sex was added as a covariate in all models due to previously documented sex differences in VS reactivity to reward stimuli (e.g. Spreckelmeyer *et al.* 2009). Because previous studies have identified a marked decrease in VS reactivity to reward in stress-exposed individuals (Bogdan *et al.* 2011; Porcelli *et al.* 2012; Casement *et al.* 2014) self-reported recent life stress was also included in all models. Additionally, due to evidence delineating race/ethnic differences in rates of stress and trauma exposure, self-reported race/ethnicity was included in all models (Roberts *et al.* 2011). Moreover, consistent with recent recommendations (Keller, 2014), all pathways in which interactions were present included the interaction between all mean-centered covariates and predictor variables as covariates (e.g. CTQ \times sex, VS \times sex, etc.). Consistent with our previous report (Nikolova *et al.* 2012) the moderation models included self-reported depression symptoms as a covariate to ensure that the effect of the interaction between ELS and VS reactivity was specific to anhedonic symptoms. Additionally, a dichotomous age variable (under 21 and over 21 years) was added as a covariate in the problematic alcohol use moderated mediated model to account for legal drinking age.

Ethical Standards—The authors assert that all procedures contributing to this work comply with the ethical standards of the relevant national and institutional committees on human experimentation and with the Helsinki Declaration of 1975, as revised in 2008.

Results

Sample demographics

The final sample included 820 participants [age: 19.63 ± 1.24 years; 464 (56.58%) female; ethnicity: 373 (45.4%) European/European American, 223 (27.2%) Asian/Asian-American, 88 (10.7%) African/African-American, 52 (6.3%) Hispanic, 84 (10.2%) multiracial or other]. While the majority of participants were healthy (81.82%), some of our sample met criteria for one or more Axis I disorders (18.17%) according to a diagnostic interview (Supplementary Table S1). Based on normative data (Boschen & Oei, 2007) 10.2% and 7.8% of our participants demonstrated scores comparable to those observed in depression clinical samples for the depression and anhedonic depression scales respectively. Additionally 2% of our sample self-reported AUDIT scores equal to or above clinical samples who meet criteria for alcohol dependence (Donovan *et al.* 2006).

Associations with sample demographics

As in prior studies, women reported greater depression symptoms (Kessler, 2003) while men reported more problematic alcohol use (Hasin *et al.* 2007) and had higher bilateral reward-related VS reactivity to positive feedback (Spreckelmeyer *et al.* 2009; Nikolova *et al.* 2012); Supplementary Table S2). Age was associated with self-reported substance-mediated coping as well as problematic drinking, where those in the legal North Carolina age group (i.e. over 21) reported more substance-related coping and problematic usage. Ethnicity predicted self-report measures of depression, stress, and alcohol use (Supplementary Table S3).

Reward-related VS reactivity and ELS interact to predict anhedonia

As previously reported (Delgado *et al.* 2000; Hariri *et al.* 2006; Forbes *et al.* 2009; Nikolova *et al.* 2012) the card-guessing paradigm reliably elicited reward-related (i.e. positive > negative feedback) bilateral VS reactivity (Fig. 2a). Consistent with our hypotheses, a significant interaction between VS and ELS was associated with anhedonic symptoms when no covariates were included (left VS: $R^2 = 0.0057$, $b = -0.6600$, $p = 0.0195$; right VS: $R^2 = 0.0046$, $b = -0.5460$, $p = 0.0356$). Importantly, this interaction remained significant in the left VS even after accounting for sex, age, ethnicity, other depressive symptoms (as measured by the MASQ GDD scale), diagnosis of any psychiatric disorder, and recent life stress (as measured by the number of events reported on the LESS), as well as two-way interactions between these covariates with VS reactivity and CTQ scores (left VS: $R^2 = 0.0046$, $b = -0.7659$, $F_{1,789} = 6.52$, $p = 0.0108$; right VS: $R^2 = 0.0018$, $b = -0.4146$, $F_{1,789} = 2.56$, $p = 0.1099$). *Post-hoc* analyses revealed that those with relatively reduced left VS reactivity to reward (low VS: $t = 2.16$, $p = 0.0311$; medium VS: $t = 1.17$, $p = 0.23$; high VS: $t = -0.019$, $p = 0.9842$) and increased retrospectively reported ELS (Johnson–Neyman significance for CTQ values > 41.32) self-report increased anhedonic symptoms (See Fig. 2b and Supplementary Table S4 for regression table).

Structural equation models

SEMs demonstrated that ELS and left VS reactivity to reward indirectly predict other depression symptoms and problematic alcohol use via the mediating effects of anhedonia and substance-related coping. Specifically, decreased reward-related left VS reactivity and elevated ELS was associated with increased anhedonia ($b = -0.657$, $p = 0.047$), which, in turn, was associated with elevated levels of non-anhedonic depression symptoms (MASQ-SF GDD: $b = 0.361$, $p < 0.0001$). The SEM demonstrated good fit (normed $\chi^2 = 1.89$, RMSEA = 0.033, SRMR = 0.007, CFI = 0.976) with bootstrapped 95% confidence intervals reflective of a significant indirect effect (Fig. 3). A second model showing good fit (normed $\chi^2 = 2.68115$, RMSEA = 0.045, SRMR = 0.013, CFI = 0.919; Fig. 4) demonstrated that relatively higher anhedonic symptoms were also associated with elevated levels of substance-mediated coping ($b = 0.007$, $p = 0.019$) and consequently the likelihood of problematic drinking ($b = 1.781$, $p < 0.0001$). Similarly bootstrapped 95% confidence intervals suggest a significant indirect effect (Fig. 4b). There were no direct effects of the interaction between ELS and left VS reactivity on either general distress depression ($b = 0.249$, $p = 0.214$) or problematic alcohol use ($b = 0.077$, $p = 0.330$), suggesting a key indirect pathway through anhedonia. Both SEMs were also significant without the addition of covariates providing evidence that these results are not contingent upon their inclusion.

Recent life stress

In a prior report on a subsample ($n = 200$) of the DNS (Nikolova *et al.* 2012), we found evidence that recent life stress interacted with right VS reactivity to predict positive affect (as assessed via the CES-D). In this larger sample, left VS reactivity in interaction with recent life stress exposure was significantly positively associated with MASQ-SF anhedonic depression scores ($R^2 = 0.0047$, $b = -1.5303$, $F_{1,816} = 3.86$, $p = 0.0496$) and positive affect as measured by the CES-D at a trend level ($R^2 = 0.0038$, $b = -0.2934$, $F_{1,816} = 3.18$, $p =$

0.0747). The direction of these interactions is consistent with our prior report, and is independent of ELS exposure (MASQ anhedonic depression: $R^2 = 0.0047$, $b = -1.5273$, $F_{1,815} = 4.46$, $p = 0.0349$; CES-D positive affect: $R^2 = 0.0038$, $b = -0.2928$, $F_{1,815} = 3.57$, $p = 0.059$). However, the strength of these effects were reduced with the inclusion of sex, age, ethnicity, and diagnosis of any psychiatric disorder excluding depression as covariates in the models (MASQ anhedonic symptoms: $p = 0.0633$; CES-D positive affect: $p = 0.1015$) and the further addition of all covariate recent life stress and covariate VS reactivity interactions (MASQ-SF anhedonic symptoms: $p = 0.1171$; CES-D positive affect: $p = 0.6634$). A similar pattern emerged in interaction with right VS reactivity; however, this association was not significant (MASQ anhedonic symptoms: $p = 0.2126$; CES-D positive affect: $p = 0.3644$).

Discussion

In this study we examined whether the effects of ELS on anhedonic symptoms were moderated by individual differences in reward-related VS reactivity in young adults. We further examined whether the interaction of VS reactivity and ELS indirectly predicted other depressive symptoms through its effects on anhedonia as well as problematic alcohol use through anhedonia and substance-related coping. Three primary findings emerged. First, after accounting for other depressive symptoms and recent stressful life events among other covariates, a $VS \times ELS$ interaction arose; individuals with relatively blunted VS reactivity to reward and elevated exposure to ELS reported greater anhedonic symptoms (Fig. 2). Second, we found that this interaction indirectly predicted other depressive symptoms as well as problematic alcohol use (Figs 3 and 4) suggesting that susceptibility to stress-related anhedonia may have transdiagnostic implications. Third, we found additional evidence in an expanded sample that even after accounting for ELS, recent stressful life events and reward-related VS reactivity is associated with anhedonia, consistent with our prior report (Nikolova *et al.* 2012); of note, however, after accounting for covariates this relationship was reduced to a trend and was not present in the right hemisphere as previously reported.

Building upon epidemiologic work linking ELS to psychopathology (Green *et al.* 2010), the present results suggest that this association may be, at least in part, dependent upon individual differences in reward-related VS reactivity, and mediated through stress-related anhedonia. Consistent with literature suggesting that blunted behavioral and neural reward processing may confer vulnerability to transdiagnostic psychopathology (Feder *et al.* 2009; Geschwind *et al.* 2010), the present data suggest that ELS is only associated with increased anhedonic symptoms in individuals with blunted VS reactivity to reward. Prospective longitudinal studies are needed to determine whether such differences in VS reactivity to reward predate exposure to adversity, consistent with a rich literature suggesting that genetically conferred differences in reward responsiveness may leave individuals vulnerable to stress-related psychopathology (Myerson, 1922; Meehl, 1975; Klein, 1987; Bogdan *et al.* 2013). Alternatively, but not mutually exclusive, individuals who develop stress-related anhedonia may be more susceptible to stress-induced changes in reward-related VS response (Pizzagalli, 2014).

Blunted reward-related VS reactivity indirectly conferred risk for non-anhedonic depressive symptoms through stress-related anhedonia. This finding is congruent with prior epidemiologic work indicating that depression is frequently preceded by ELS (Monroe & Hadjiyannakis, 2002; Heim *et al.* 2008; Heim, 2009; Heim & Binder, 2012) and research linking major depressive disorder to blunted striatum reactivity to reward (Epstein, 2006; Steele *et al.* 2007; McCabe *et al.* 2009). Evidence suggesting that anhedonia precedes the development of depression (Dryman & Eaton, 1991) and that hedonic impairments can be induced by stress (Pizzagalli, 2014) provide further support for this model. Moreover, recent evidence demonstrating that self-reported positive, but not negative, emotion regulation prospectively predicts later depression symptoms in those exposed to high levels of stress (Bijttebier *et al.* 2012) highlights the key role of reward pathways in stress-related psychopathology.

Importantly, stress-related anhedonia was not exclusively associated with depression; blunted reward-related VS reactivity was also indirectly associated problematic alcohol use through stress-related anhedonia and substance-related coping behavior. This indirect association is consistent with previous work demonstrating that coping-related substance use, including alcohol, is predictive of later substance problems (Cooper *et al.* 1995; Grant *et al.* 2009; Mezquita *et al.* 2014) as well as a wealth of addiction literature linking substance use disorders to blunted VS reactivity to non-drug-related reward (Koob & Le Moal, 2001; Volkow *et al.* 2004; Koob & Volkow, 2010). The data presented here build on recent models suggesting childhood adversity increases alcohol-related problems via coping-related substance use (Mezquita *et al.* 2014) by documenting that VS reactivity to reward moderates this relationship. That this relationship is associated with both depressive symptoms and problematic alcohol use is consistent with recent work suggesting that a comprehensive one-dimensional vulnerability factor best accounts for risk to develop common forms of psychopathology including mood, anxiety, and substance use disorders as well as thought disorders (Lahey *et al.* 2012; Caspi *et al.* 2014).

It is important to note that these associations were only observed in left VS after accounting for covariates. Although, some studies have found decreased VS reactivity in response to positive stimuli in depressed patients solely in the left hemisphere (Pizzagalli *et al.* 2009), others have found diminished reactivity bilaterally (Epstein *et al.* 2006). There is limited understanding of VS laterality leaving us unable to speculate about this laterality finding.

Our study is not without limitations. First, our sample is composed of relatively high-functioning university students. Although about 18% of our sample met criteria for one or more psychiatric disorders, the majority of participants were healthy thereby limiting variability in dimensional symptom measures. It is particularly important to consider this limitation in the context of alcohol use and exposure to ELS. With regard to alcohol use, epidemiological data suggest that alcohol use is heaviest in young adult years (Fillmore *et al.* 1991; Naimi *et al.* 2003) with problematic usage tapering off in the majority of individuals when they reach their mid-20s (Jackson *et al.* 2001). As such, it is unclear whether the present data are predictive of long-term alcohol use problems that extend beyond the college years. However, given that problematic usage in college is predictive of later alcohol use disorder (Schulenberg *et al.* 2001), these data, at minimum, identify

important individual difference factors (i.e. VS reactivity and ELS) and mechanisms (i.e. stress-related anhedonia and coping) contributing to risk for problematic drinking in college, which may then promote future alcohol use disorders.

With regard to ELS, CTQ total scores in this sample (i.e. mean = 33.46) were comparable to other community (e.g. metropolitan Memphis, Tennessee, area, $n = 1,007$, mean = 31.7; Scher *et al.* 2001) and college samples (e.g. UCSD; $n = 949$, mean = 35.2; Wright *et al.* 2001), but are considerably lower than those typically observed in clinical samples (e.g. alcohol-dependent inpatients, $n = 100$, mean = 42.8; Schäfer *et al.* 2007, and major depression disorder and bipolar outpatients, $n = 40$, mean = 47.8; Watson *et al.* 2007). The present results suggest that the moderating effect of reward-related VS reactivity on anhedonia arises at low to moderate levels of ELS (i.e. 41.32, see Johnson–Neyman area of significance in Fig. 2). However, this relatively high-functioning college student population may have had other protective factors that may have counteracted the effects of ELS. Moreover, whether this linear pattern continues at extremely high levels of stress requires further validation by studies with a large number of individuals who have experienced extreme adversity during childhood (Goff *et al.* 2013).

Second, because this study is cross-sectional, we are unable to establish chronological relationships which could be leveraged to inform whether blunted reward-related VS reactivity predates early life adversity exposure or whether this exposure may have long-lasting effects on VS development and function. Thus, it is important to note that although mediational models may suggest a direction of effect, due to the cross-sectional design of the current study we are unable to determine if variability on one variable precedes variability in another. Notably, we did not observe a direct association between ELS and VS reactivity to reward (left VS: $p = 0.31$; right VS: $p = 0.84$; bilateral VS: $p = 0.72$), which is inconsistent with prior literature showing direct associations between early life adversity and blunted neural response to reward (e.g. Dillon *et al.* 2009; Mehta *et al.* 2010). This inconsistency may arise from the experience of less extreme trauma in the present sample as well as different imaging tasks and regions of interest.

Third, we must consider the limitations of our phenotypic assessments. With the exception of reward-related VS reactivity measures, all other variables relied upon self-report. It is particularly important to note that retrospective recall of stress, occurring either recently or early in life, may encompass errors or be influenced by current mood or perception (Monroe, 2008). However, reports have shown convergent validity between CTQ scores and clinician-rated childhood abuse interviews (Scher *et al.* 2001). Another consideration is that while our blocked fMRI paradigm increases power to measure VS reactivity, it does so at the cost of specificity (e.g. separating anticipation of reward from outcome). This is particularly important in light of observations that reward processing is not a monolithic phenomenon (Berridge *et al.* 2009) and can be dissected into anticipatory, consummatory, and learning components. As such, we are unable to ascertain whether these effects may be predominantly the result of differences in specific phases of reward processing or reward learning.

These limitations notwithstanding, the present study suggests that blunted VS reactivity to reward may render individuals vulnerable to stress-related anhedonia, which, in turn, confers risk for other depressive symptoms as well as substance-related coping and problematic alcohol use. While these findings shed light on potential mechanisms underlying relative risk or resilience for stress-related psychopathology, longitudinal research is needed to more clearly define specific roles of these mechanisms in the onset and course of psychopathology. Last, in light of the independent effects of recent life stress effects from ELS, as well as work demonstrating that acute stress can induce hedonic deficits (Berenbaum & Connelly, 1993; Bogdan & Pizzagalli, 2006) and influence reward-related neural circuitry (Bogdan *et al.* 2011; Porcelli *et al.* 2012; Lewis *et al.* 2014), it will be important to examine how ELS may influence reward-related reactivity following recent/ acute stress to predict psychiatrically relevant brain function and behavior.

Supplementary Material

Refer to Web version on PubMed Central for supplementary material.

Acknowledgments

The Duke Neurogenetics Study is supported by Duke University and the National Institutes of Health (NIDA R01-DA033369). A.R.H. receives additional support from the National Institutes of Health (NIDA R01-DA031579). N.C.S.F. was supported by NIMH (T32-MH014677). Y.S.N. was supported by HHMI international student fellowship. D.A.A.B. was supported by NIMH (T32-GM008151). R.B. was supported by the Klingenstein Third Generation Foundation and receives additional support from the National Institutes of Health (NIA R01-AG045231). We are grateful to the Duke Neurogenetics Study (DNS) participants. We also thank F. Ahs, B. Brigidi, J. Carré, C. Davis, K. Faig, E. Goetz, A. Gorka, S. Jacobson, A. Knodt, K. McNealy, J. Minkel, and V. Sochat for assistance with data collection and processing.

References

- Anisman H, Matheson K. Stress, depression, and anhedonia: caveats concerning animal models. *Neuroscience & Biobehavioral Reviews*. 2005; 29:525–546. [PubMed: 15925696]
- Berenbaum H, Connelly J. The effect of stress on hedonic capacity. *Journal of Abnormal Psychology*. 1993; 102:474–481. [PubMed: 8408960]
- Bernstein DP, Stein JA, Newcomb MD, Walker E, Pogge D, Ahluvalia T, Stokes J, Handelsman L, Medrano M, Desmond D, Zule W. Development and validation of a brief screening version of the Childhood Trauma Questionnaire. *Child Abuse & Neglect*. 2003; 27:169–190. [PubMed: 12615092]
- Berridge KC, Robinson TE, Aldridge JW. Dissecting components of reward: ‘liking’, ‘wanting’, and learning. *Current Opinion in Pharmacology*. 2009; 9:65–73. [PubMed: 19162544]
- Bijttebier P, Raes F, Vasey MW, Feldman GC. Responses to positive affect predict mood symptoms in children under conditions of stress: A Prospective Study. *Journal of Abnormal Child Psychology*. 2012; 40:381–389. [PubMed: 21984180]
- Bogdan R, Nikolova YS, Pizzagalli DA. Neurogenetics of depression: a focus on reward processing and stress sensitivity. *Neurobiology of Disease*. 2013; 52:12–23. [PubMed: 22659304]
- Bogdan R, Pizzagalli DA. Acute stress reduces reward responsiveness: implications for depression. *Biological Psychiatry*. 2006; 60:1147–1154. [PubMed: 16806107]
- Bogdan R, Santesso DL, Fagerness J, Perlis RH, Pizzagalli DA. Corticotropin-releasing hormone receptor type 1 (CRHR1) genetic variation and stress interact to influence reward learning. *Journal of Neuroscience*. 2011; 31:13246–13254. [PubMed: 21917807]

- Bogdan R, Williamson DE, Hariri AR. Mineralocorticoid receptor Iso/Val (rs5522) genotype moderates the association between previous childhood emotional neglect and amygdala reactivity. *American Journal of Psychiatry*. 2012; 169:515–522. [PubMed: 22407082]
- Boschen MJ, Oei TPS. Discriminant validity of the MASQ in a clinical sample. *Psychiatry Research*. 2007; 150:163–171. [PubMed: 17292971]
- Carver CS. You want to measure coping but your protocol's too long: consider the brief COPE. *International Journal of Behavioral Medicine*. 1997; 4:92–100. [PubMed: 16250744]
- Casement MD, Shaw DS, Sitnick SL, Musselman SC, Forbes EE. Life stress in adolescence predicts early adult reward-related brain function and alcohol dependence. *Social Cognitive and Affective Neuroscience*. 2015; 10:416–423. [PubMed: 24795442]
- Caspi A, Houts RM, Belsky DW, Goldman-Mellor SJ, Harrington H, Israel S, Meier MH, Ramrakha S, Shalev I, Poulton R, Moffitt TE. The p factor: one general psychopathology factor in the structure of psychiatric disorders? *Clinical Psychological Science*. 2014; 2:119–137. [PubMed: 25360393]
- Clements K, Turpin G. The life events scale for students: validation for use with British samples. *Personality and Individual Differences*. 1996; 20:747–751.
- Cooper ML, Frone MR, Russell M, Mudar P. Drinking to regulate positive and negative emotions: a motivational model of alcohol use. *Journal of Personality and Social Psychology*. 1995; 69:990–1005. [PubMed: 7473043]
- Delgado MR, Nystrom LE, Fissell C, Noll DC, Fiez JA. Tracking the hemodynamic responses to reward and punishment in the striatum. *Journal of Neurophysiology*. 2000; 84:3072–3077. [PubMed: 11110834]
- Diekhof EK, Falkai P, Gruber O. Functional neuroimaging of reward processing and decision-making: a review of aberrant motivational and affective processing in addiction and mood disorders. *Brain Research Reviews*. 2008; 59:164–184. [PubMed: 18675846]
- Dillon DG, Holmes AJ, Birk JL, Brooks N, Lyons-Ruth K, Pizzagalli DA. Childhood adversity is associated with left basal ganglia dysfunction during reward anticipation in adulthood. *Biological Psychiatry*. 2009; 66:206–213. [PubMed: 19358974]
- Donovan DM, Kivlahan DR, Doyle SR, Longabaugh R, Greenfield SF. Concurrent validity of the Alcohol Use Disorders Identification Test (AUDIT) and AUDIT zones in defining levels of severity among out-patients with alcohol dependence in the COMBINE study. *Addiction (Abingdon, England)*. 2006; 101:1696–1704.
- Dryman A, Eaton WW. Affective symptoms associated with the onset of major depression in the community: findings from the US National Institute of Mental Health Epidemiologic Catchment Area Program. *Acta Psychiatrica Scandinavica*. 1991; 84:1–5. [PubMed: 1927557]
- Epstein J. Lack of ventral striatal response to positive stimuli in depressed versus normal subjects. *American Journal of Psychiatry*. 2006; 163:1784. [PubMed: 17012690]
- Epstein J, Pan H, Kocsis JH, Yang Y, Butler T, Chusid J, Hochberg H, Murrough J, Strohmayr E, Stern E, Silbersweig DA. Lack of ventral striatal response to positive stimuli in depressed versus normal subjects. *American Journal of Psychiatry*. 2006; 163:1784–1790. [PubMed: 17012690]
- Feder A, Nestler EJ, Charney DS. Psychobiology and molecular genetics of resilience. *Nature Reviews Neuroscience*. 2009; 10:446–457. [PubMed: 19455174]
- Fillmore KM, Hartka E, Johnstone BM, Leino EV, Motoyoshi M, Temple MT. A meta-analysis of life course variation in drinking. *British Journal of Addiction*. 1991; 86:1221–1267. [PubMed: 1836408]
- First, M.; Spitzer, R.; Gibbon, M.; Williams, J. Structured Clinical Interview for DSM-IV Axis I Disorders, Research Version, non-patient edition. New York State Psychiatric Institute, Biometrics Research Department; 1996.
- Forbes EE, Brown SM, Kimak M, Ferrell RE, Manuck SB, Hariri AR. Genetic variation in components of dopamine neurotransmission impacts ventral striatal reactivity associated with impulsivity. *Molecular Psychiatry*. 2009; 14:60–70. [PubMed: 17893706]
- Geschwind N, Peeters F, Jacobs N, Delespaul P, Derom C, Thiery E, van Os J, Wichers M. Meeting risk with resilience: high daily life reward experience preserves mental health: meeting risk with resilience. *Acta Psychiatrica Scandinavica*. 2010; 122:129–138. [PubMed: 20064128]

- Goff B, Gee DG, Telzer EH, Humphreys KL, Gabard-Durnam L, Flannery J, Tottenham N. Reduced nucleus accumbens reactivity and adolescent depression following early-life stress. *Neuroscience*. 2013; 249:129–138. [PubMed: 23262241]
- Gorwood P. Neurobiological mechanisms of anhedonia. *Dialogues in Clinical Neuroscience*. 2008; 10:291–299. [PubMed: 18979942]
- Grant VV, Stewart SH, Mohr CD. Coping-anxiety and coping-depression motives predict different daily mood-drinking relationships. *Psychology of Addictive Behaviors*. 2009; 23:226–237. [PubMed: 19586139]
- Green JG, McLaughlin KA, Berglund PA, Gruber MJ, Sampson NA, Zaslavsky AM, Kessler RC. Childhood adversities and adult psychiatric disorders in the national comorbidity survey replication I: associations with first onset of DSM-IV disorders. *Archives of General Psychiatry*. 2010; 67:113–123. [PubMed: 20124111]
- Hariri AR, Brown SM, Williamson DE, Flory JD, de Wit H, Manuck SB. Preference for immediate over delayed rewards is associated with magnitude of ventral striatal activity. *Journal of Neuroscience*. 2006; 26:13213–13217. [PubMed: 17182771]
- Hasin DS, Stinson FS, Ogburn E, Grant BF. Prevalence, correlates, disability, and comorbidity of DSM-IV alcohol abuse and dependence in the United States: results from the national epidemiologic survey on alcohol and related conditions. *Archives of General Psychiatry*. 2007; 64:830. [PubMed: 17606817]
- Hatzigiakoumis DS, Martinotti G, Giannantonio MD, Janiri L. Anhedonia and substance dependence: clinical correlates and treatment options. *Frontiers in Psychiatry*. 2011; 2:10. [PubMed: 21556280]
- Hayes, AF. *Introduction to Mediation, Moderation, and Conditional Process Analysis: A Regression-Based Approach Methodology in the social sciences*. The Guilford Press; New York: 2013.
- Heim C, Bradley B, Mletzko TC, Deveau TC, Musselman DL, Nemeroff CB, Ressler KJ, Binder EB. Effect of childhood trauma on adult depression and neuroendocrine function: sex-specific moderation by CRH receptor 1 gene. *Frontiers in Behavioral Neuroscience*. 2009; 3:41. [PubMed: 20161813]
- Heim C, Binder EB. Current research trends in early life stress and depression: review of human studies on sensitive periods, gene-environment interactions, and epigenetics. *Experimental Neurology*. 2012; 233:102–111. [PubMed: 22101006]
- Heim C, Newport DJ, Mletzko T, Miller AH, Nemeroff CB. The link between childhood trauma and depression: insights from HPA axis studies in humans. *Psychoneuroendocrinology*. 2008; 33:693–710. [PubMed: 18602762]
- Hopper J, Pitman R, Su Z, Heyman G, Lasko N, Macklin M, Orr S, Lukas S, Elman I. Probing reward function in posttraumatic stress disorder: expectancy and satisfaction with monetary gains and losses. *Journal of Psychiatric Research*. 2008; 42:802–807. [PubMed: 18068725]
- Hughes AA, Heimberg RG, Coles ME, Gibb BE, Liebowitz MR, Schneier FR. Relations of the factors of the tripartite model of anxiety and depression to types of social anxiety. *Behaviour Research and Therapy*. 2006; 44:1629–1641. [PubMed: 16457777]
- Jackson KM, Sher KJ, Gotham HJ, Wood PK. Transitioning into and out of large-effect drinking in young adulthood. *Journal of Abnormal Psychology*. 2001; 110:378–391. [PubMed: 11502081]
- Keller MC. Gene × environment interaction studies have not properly controlled for potential confounders: the problem and the (simple) solution. *Biological Psychiatry*. 2014; 75:18–24. [PubMed: 24135711]
- Kessler R. Epidemiology of women and depression. *Journal of Affective Disorders*. 2003; 74:5–13. [PubMed: 12646294]
- Kessler RC, McLaughlin KA, Green JG, Gruber MJ, Sampson NA, Zaslavsky AM, Aguilar-Gaxiola S, Alhamzawi AO, Alonso J, Angermeyer M, Benjet C, Bromet E, Chatterji S, de Girolamo G, Demyttenaere K, Fayyad J, Florescu S, Gal G, Gureje O, Haro JM, Hu CY, Karam EG, Kawakami N, Lee S, Lepine JP, Ormel J, Posada-Villa J, Sagar R, Tsang A, Ustun TB, Vassilev S, Viana MC, Williams DR. Childhood adversities and adult psychopathology in the WHO World Mental Health Surveys. *British Journal of Psychiatry*. 2010; 197:378–385. [PubMed: 21037215]
- Klein, DF. Depression and anhedonia. In: Clark, DC.; Fawcett, J., editors. *Anhedonia and Affect Deficit States*. PMA Publishing Corporation; New York, NY, USA: 1987. p. 1-14.

- Kokotailo PK, Egan J, Gangnon R, Brown D, Mundt M, Fleming M. Validity of the alcohol use disorders identification test in college students. *Alcoholism: Clinical and Experimental Research*. 2004; 28:914–920.
- Koob GF, Le Moal M. Drug addiction, dysregulation of reward, and allostasis. *Neuropsychopharmacology*. 2001; 24:97–129. [PubMed: 11120394]
- Koob GF, Volkow ND. Neurocircuitry of addiction. *Neuropsychopharmacology*. 2010; 35:217–238. [PubMed: 19710631]
- Krishnan V, Han MH, Graham DL, Berton O, Renthal W, Russo SJ, LaPlant Q, Graham A, Lutter M, Lagace DC, Ghose S, Reister R, Tannous P, Green TA, Neve RL, Chakravarty S, Kumar A, Eisch AJ, Self DW, Lee FS, Tamminga CA, Cooper DC, Gershenfeld HK, Nestler EJ. Molecular adaptations underlying susceptibility and resistance to social defeat in brain reward regions. *Cell*. 2007; 131:391–404. [PubMed: 17956738]
- Lahey BB, Applegate B, Hakes JK, Zald DH, Hariri AR, Rathouz PJ. Is there a general factor of prevalent psychopathology during adulthood? *Journal of Abnormal Psychology*. 2012; 121:971–977. [PubMed: 22845652]
- Lewis AH, Porcelli AJ, Delgado MR. The effects of acute stress exposure on striatal activity during Pavlovian conditioning with monetary gains and losses. *Frontiers in Behavioral Neuroscience*. 2014; 8:179. [PubMed: 24904331]
- McCabe C, Cowen PJ, Harmer CJ. Neural representation of reward in recovered depressed patients. *Psychopharmacology*. 2009; 205:667–677. [PubMed: 19529923]
- Meehl PE. Hedonic capacity: some conjectures. *Bulletin of the Menninger Clinic*. 1975; 39:295–307. [PubMed: 1156704]
- Mehta MA, Gore-Langton E, Golembo N, Colvert E, Williams SCR, Sonuga-Barke E. Hyporesponsive reward anticipation in the basal ganglia following severe institutional deprivation early in life. *Journal of Cognitive Neuroscience*. 2010; 22:2316–2325. [PubMed: 19929329]
- Mezquita L, Ibáñez MI, Moya J, Villa H, Ortet G. A longitudinal examination of different etiological pathways to alcohol use and misuse. *Alcoholism, Clinical and Experimental Research*. 2014; 38:1770–1779.
- Monroe SM. Modern approaches to conceptualizing and measuring human life stress. *Annual Review of Clinical Psychology*. 2008; 4:33–52.
- Monroe, SM.; Hadjiyannakis, K. The social environment and depression: Focusing on severe life stress. In: Gotlib, IH.; Hammen, C., editors. *Handbook of Depression*. The Guilford Press; New York, NY, USA: 2002. p. 314-340.
- Murphy, JM. Symptom scales and diagnostic schedules in adult psychiatry. In: Tsuang, MT.; Tohen, M., editors. *Textbook in Psychiatric Epidemiology*. John Wiley & Sons, Inc.; Hoboken, NJ, USA: 2002. p. 273-332.
- Myerson A. Anhedonia. *American Journal of Psychiatry*. 1922; 79:87–107.
- Naimi TS, Brewer RD, Mokdad A, Denny C, Serdula MK, Marks JS. Binge drinking among US adults. *Journal of the American Medical Association*. 2003; 289:70–75. [PubMed: 12503979]
- Nikolova YS, Bogdan R, Brigidi BD, Hariri AR. Ventral striatum reactivity to reward and recent life stress interact to predict positive affect. *Biological Psychiatry*. 2012; 72:157–163. [PubMed: 22534456]
- Ong AD, Bergeman CS, Bisconti TL, Wallace KA. Psychological resilience, positive emotions, and successful adaptation to stress in later life. *Journal of Personality and Social Psychology*. 2006; 91:730–749. [PubMed: 17014296]
- Pechtel P, Pizzagalli DA. Effects of early life stress on cognitive and affective function: an integrated review of human literature. *Psychopharmacology*. 2011; 214:55–70. [PubMed: 20865251]
- Pizzagalli DA. Depression, stress, and anhedonia: toward a synthesis and integrated model. *Annual Review of Clinical Psychology*. 2014; 10:393–423.
- Pizzagalli DA, Holmes AJ, Dillon DG, Goetz EL, Birk JL, Bogdan R, Dougherty DD, Iosifescu DV, Rauch SL, Fava M. Reduced caudate and nucleus accumbens response to rewards in unmedicated individuals with major depressive disorder. *American Journal of Psychiatry*. 2009; 166:702–710. [PubMed: 19411368]

- Porcelli AJ, Lewis AH, Delgado MR. Acute stress influences neural circuits of reward processing. *Frontiers in Neuroscience*. 2012; 6:157. [PubMed: 23125822]
- Radloff LS. The CES-D scale: a self-report depression scale for research in the general population. *Applied Psychological Measurement*. 1977; 1:385–401.
- Roberts AL, Gilman SE, Breslau J, Breslau N, Koenen KC. Race/ethnic differences in exposure to traumatic events, development of post-traumatic stress disorder, and treatment-seeking for post-traumatic stress disorder in the United States. *Psychological Medicine*. 2011; 41:71–83. [PubMed: 20346193]
- Ryguła R, Abumaria N, Flügge G, Fuchs E, Rütther E, Havemann-Reinecke U. Anhedonia and motivational deficits in rats: impact of chronic social stress. *Behavioural Brain Research*. 2005; 162:127–134. [PubMed: 15922073]
- Sailer U, Robinson S, Fischmeister FPS, König D, Oppenauer C, Lueger-Schuster B, Moser E, Kryspin-Exner I, Bauer H. Altered reward processing in the nucleus accumbens and mesial prefrontal cortex of patients with posttraumatic stress disorder. *Neuropsychologia*. 2008; 46:2836–2844. [PubMed: 18597797]
- Saunders JB, Aasland OG, Babor TF, De La Fuente JR, Grant M. Development of the Alcohol use Disorders Identification Test (AUDIT): WHO Collaborative Project on Early Detection of Persons with Harmful Alcohol Consumption-II. *Addiction*. 1993; 88:791–804. [PubMed: 8329970]
- Schäfer I, Reininghaus U, Langeland W, Voss A, Zieger N, Haasen C, Karow A. Dissociative symptoms in alcohol-dependent patients: associations with childhood trauma and substance abuse characteristics. *Comprehensive Psychiatry*. 2007; 48:539–545. [PubMed: 17954139]
- Scher CD, Stein MB, Asmundson GJ, McCreary DR, Forde DR. The childhood trauma questionnaire in a community sample: psychometric properties and normative data. *Journal of Traumatic Stress*. 2001; 14:843–857. [PubMed: 11776429]
- Schermelleh-Engel K, Moosbrugger H, Müller H. Evaluating the fit of structural equation models: tests of significance and descriptive goodness-of-fit measures. *Methods of Psychological Research Online*. 2003; 8:23–74.
- Schulenberg J, Maggs JL, Long SW, Sher KJ, Gotham HJ, Baer JS, Kivlahan DR, Alan Marlatt G, Zucker RA. The problem of college drinking: insights from a developmental perspective. *Alcoholism: Clinical and Experimental Research*. 2001; 25:473–477.
- Schumacker, RE.; Lomax, A. *A Beginner's Guide to Structural Equation Modeling*. Psychology Press; 2004.
- Shafer AB. Meta-analysis of the factor structures of four depression questionnaires: beck, CES-D, Hamilton, and Zung. *Journal of Clinical Psychology*. 2006; 62:123–146. [PubMed: 16287149]
- Sharot T, Riccardi AM, Raio CM, Phelps EA. Neural mechanisms mediating optimism bias. *Nature*. 2007; 450:102–105. [PubMed: 17960136]
- Sheehan DV, Lecrubier Y, Sheehan KH, Amorim P, Janavs J, Weiller E, Hergueta T, Baker R, Dunbar GC. The Mini-International Neuropsychiatric Interview (M.I.N.I.): the development and validation of a structured diagnostic psychiatric interview for DSM-IV and ICD-10. *Journal of Clinical Psychiatry*. 1998; 59(Suppl 20):22–33. quiz 34–57. [PubMed: 9881538]
- Spreckelmeyer KN, Krach S, Kohls G, Rademacher L, Irmak A, Konrad K, Kircher T, Grunder G. Anticipation of monetary and social reward differently activates mesolimbic brain structures in men and women. *Social Cognitive and Affective Neuroscience*. 2009; 4:158–165. [PubMed: 19174537]
- Steele JD, Kumar P, Ebmeier KP. Blunted response to feedback information in depressive illness. *Brain*. 2007; 130:2367–2374. [PubMed: 17586866]
- Tugade MM, Fredrickson BL. Resilient individuals use positive emotions to bounce back from negative emotional experiences. *Journal of Personality and Social Psychology*. 2004; 86:320–333. [PubMed: 14769087]
- Ullman SE, Filipas HH, Townsend SM, Starzynski LL. Trauma exposure, posttraumatic stress disorder and problem drinking in sexual assault survivors. *Journal of Studies on Alcohol*. 2005; 66:610–619. [PubMed: 16331846]

- Ullman SE, Filipas HH, Townsend SM, Starzynski LL. Correlates of comorbid PTSD and drinking problems among sexual assault survivors. *Addictive Behaviors*. 2006; 31:128–132. [PubMed: 15899554]
- Viviani R. Unbiased ROI selection in neuroimaging studies of individual differences. *NeuroImage*. 2010; 50:184–189. [PubMed: 19900563]
- Volkow ND, Fowler JS, Wang GJ, Swanson JM. Dopamine in drug abuse and addiction: results from imaging studies and treatment implications. *Molecular Psychiatry*. 2004; 9:557–569. [PubMed: 15098002]
- Watson, D.; Clark, LA. Unpublished manuscript. University of Iowa; Iowa City: 1991. The Mood and Anxiety Symptom Questionnaire.
- Watson D, Clark LA, Weber K, Assenheimer JS, Strauss ME, McCormick RA. Testing a tripartite model: II. Exploring the symptom structure of anxiety and depression in student, adult, and patient samples. *Journal of Abnormal Psychology*. 1995; 104:15–25. [PubMed: 7897037]
- Watson S, Owen BM, Gallagher P, Hearn AJ, Young AH, Ferrier IN. Family history, early adversity and the hypothalamic-pituitary-adrenal (HPA) axis: mediation of the vulnerability to mood disorders. *Neuropsychiatric Disease and Treatment*. 2007; 3:647–653. [PubMed: 19300594]
- Wright KD, Asmundson GJ, McCreary DR, Scher C, Hami S, Stein MB. Factorial validity of the Childhood Trauma Questionnaire in men and women. *Depression and Anxiety*. 2001; 13:179–183. [PubMed: 11413564]

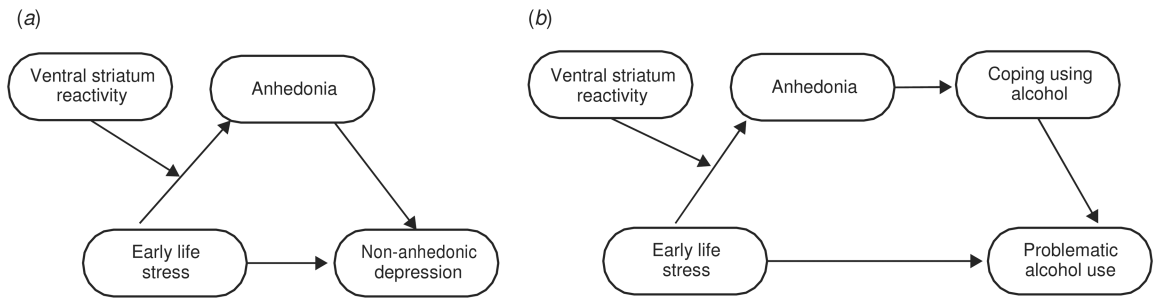
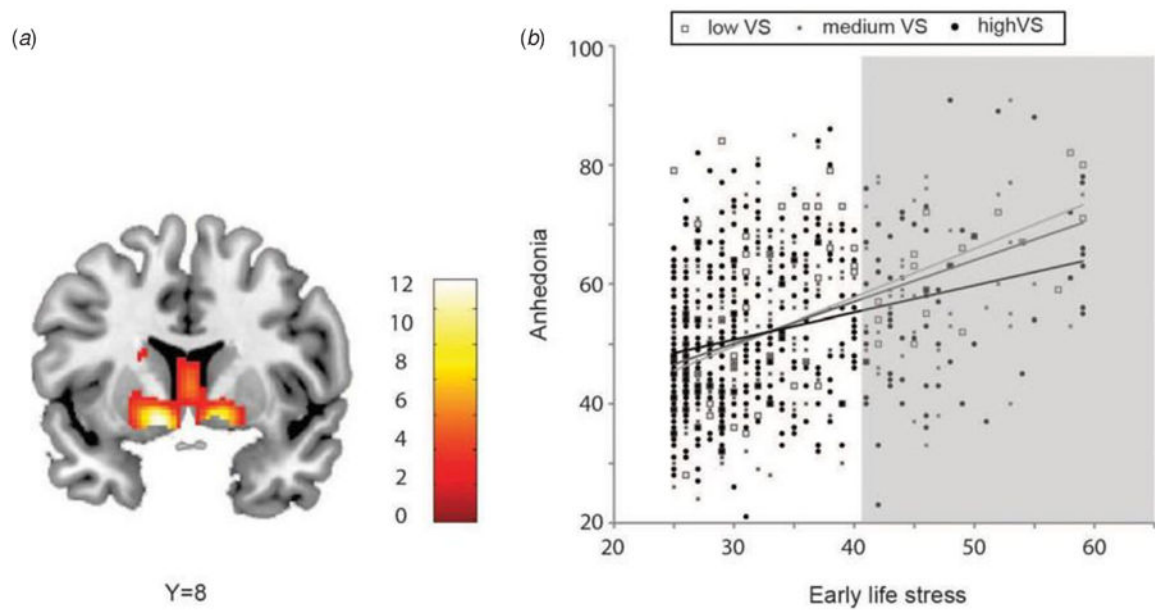
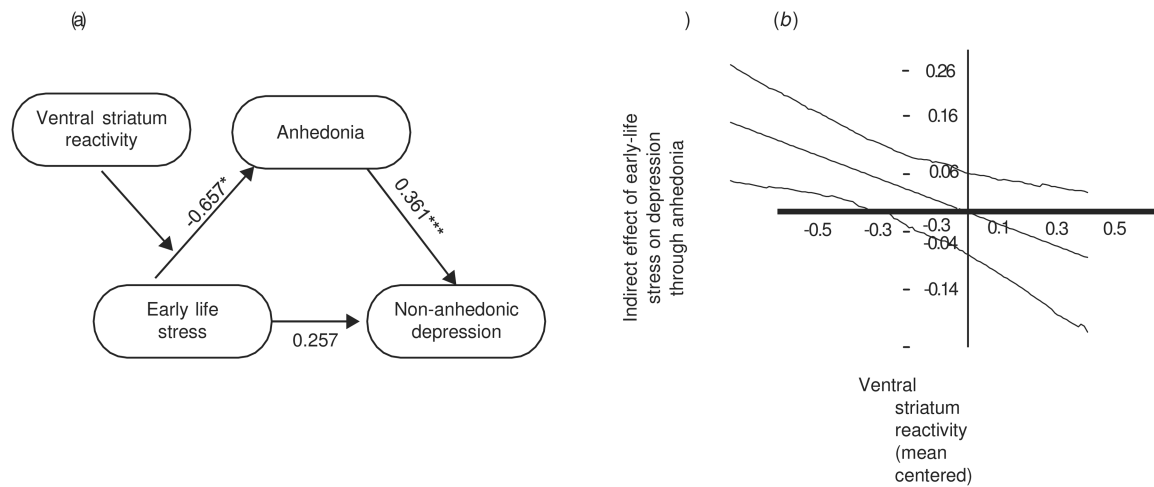


Fig. 1. Structural equation models examining the indirect effect of early life stress and left ventral striatum reactivity to reward on (a) non-anhedonic depressive symptoms, and (b) problematic alcohol use through anhedonic symptoms and substance-related coping.

**Fig. 2.**

(a) Statistical parametric map illustrating bilateral ventral striatum (VS) activation clusters for the contrast 'positive reward > negative loss' overlaid onto a canonical structural brain image Montreal Neurological Institute coordinates and statistics ($p < 0.05$, family-wise error whole-brain corrected and 10 contiguous voxels): left hemisphere: $x = -12$, $y = 8$, $z = -10$, $t = 13.59$, $p < 0.001$; right hemisphere: $x = 12$, $y = 10$, $z = -8$, $t = 12.63$, $p < 0.001$. (b) Left VS reactivity moderates the relationship between early life adversity anhedonic symptoms (Left VS: $R^2 = 0.0045$, $b = -0.7552$, $F_{1,789} = 6.35$, $p = 0.0119$). Data plotted are raw values. Lines represent participants with low VS reactivity (light grey; -1 s.d.), medium VS reactivity (grey; average), and high VS reactivity (black; $+1$ s.d.). Shaded area represent Johnson–Neyman area of significance. (CTQ score > 41.56).

**Fig. 3.**

Early life stress-related anhedonia is dependent on left ventral striatum (VS) reactivity to reward and is associated with other depressive symptoms. (a) Structural equation model examining the indirect effect early life stress and left VS reactivity to reward on other depression symptoms via the mediating effects of anhedonia (* $p < 0.05$, *** $p < 0.001$). (b) Indirect effect of early life stress on depression via anhedonia as a function of VS reactivity. Middle line indicates effect size parameter estimate, curved lines reflect the bounds of the 95% confidence interval (CI) (the regions in which the 95% CI does not cross 0 are considered to be the values at which the indirect effect is significant).

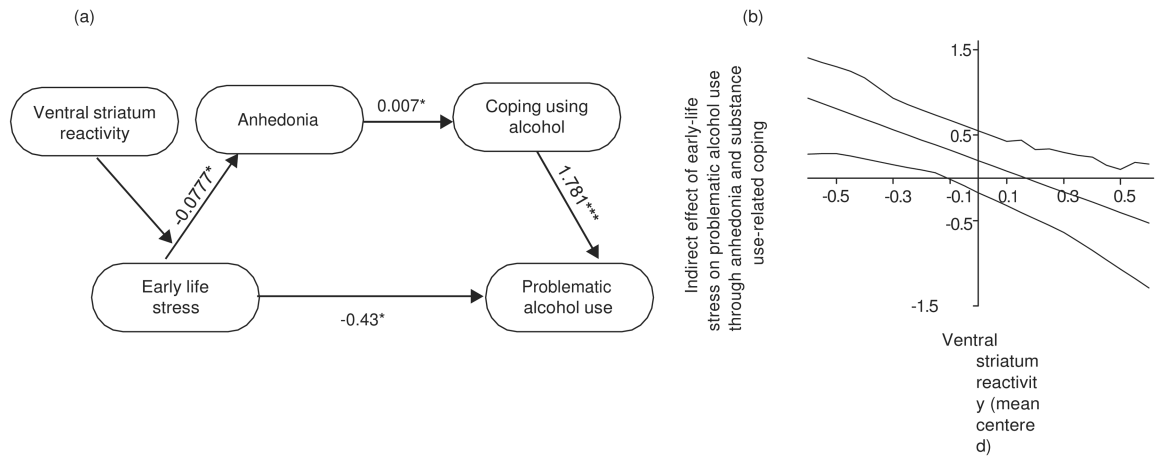


Fig. 4.

Early life stress-related anhedonia is dependent on ventral striatum (VS) reactivity to reward and is associated with problematic alcohol use. (a) Structural equation model examining the indirect effect childhood adversity and left VS reactivity to reward on problematic alcohol use via the mediating effects of anhedonia and substance-related coping (* $p < 0.05$, *** $p < 0.001$). Paths are marked with unstandardized coefficients. (b) Indirect effect of early life adversity on problematic alcohol use via anhedonia and substance use-related coping as a function of VS reactivity. Middle line indicates effect size parameter estimate, curved lines reflect the bounds of the 95% confidence interval (CI) (the regions in which the 95% CI does not cross 0 are considered to be the values at which the indirect effect is significant).