

SCIENTIFIC REPORTS

OPEN

Second magnetization peak effect, vortex dynamics, and flux pinning in 112-type superconductor $\text{Ca}_{0.8}\text{La}_{0.2}\text{Fe}_{1-x}\text{Co}_x\text{As}_2$

Received: 29 October 2015

Accepted: 10 February 2016

Published: 07 March 2016

Wei Zhou, Xiangzhuo Xing, Wenjuan Wu, Haijun Zhao & Zhixiang Shi

Investigation of vortex pinning and its relaxation is of great importance for both basic physics and technological applications in the field of superconductivity. We report a great improvement of superconducting properties in the recently discovered 112-type superconductors $(\text{Ca}, \text{La})\text{FeAs}_2$ through Co co-doping. High critical current density $J_c(5\text{K}) > 2 \times 10^6 \text{ A/cm}^2$ is obtained and pronounced second peak effect is observed in magnetization hysteresis loops. Both the dynamic and static relaxation studies result in comparable and sizable relaxation rates S or Q , indicating a fast vortex creep. The second magnetization peak (SMP) is found to be strongly associated with a crossover from elastic to plastic vortex creep. Above the crossover, plastic vortex creep governs the vortex dynamics in a wide range of temperatures and fields. A good scaling behavior of the normalized pinning force density f_p by formula $f_p = h^p(1-h)^q$ ($p = 1.44$, $q = 1.66$, $h = 0.44$) is revealed, which demonstrates an important contribution from core normal point-like pinning sites. To better understand the SMP phenomenon, we discuss the related physical scenario as well as the affecting factors in the SMP occurrence.

Investigation of vortex physics in type II superconductors has been a subject of intense interests especially after the discovery of high- T_c superconductivity in cuprates¹. Many fascinating vortex phenomena were observed and thus accelerated the establishment of various theoretical models². Among the complex vortex phenomena, second magnetization peak (SMP, also known as fishtail) effect in the field-dependent magnetization (MH curves) measurement, is widely observed in various kinds of type II superconductors, including low- T_c superconductor (LTS) Nb_3Sn ³, high- T_c cuprates $\text{YBa}_2\text{Cu}_3\text{O}_{1-\delta}$ and $\text{Bi}_2\text{Sr}_2\text{CaCu}_2\text{O}_y$ ^{4,5}, MgB_2 ⁶ and the recently discovered high- T_c iron-based superconductors (IBSs)^{7–15}.

The occurrence of SMP shows strong system-specific feature. In cuprates, different vortex dynamical mechanisms including crossover from elastic to plastic (E-P) vortex creep⁴, vortex order-disorder phase transition¹⁶, vortex lattice structural phase transition (VL)¹⁷, surface barriers¹⁸, etc., were proposed in SMP interpretation. In iron pnictides, SMP has been observed in all of the four main systems, 1111-type $\text{SmFeAs}(\text{O}, \text{F})$ and $\text{NdFeAs}(\text{O}, \text{F})$ ^{8,19}, 122-type $(\text{Ba}, \text{K})\text{Fe}_2\text{As}_2$ and $\text{Ba}(\text{Fe}, \text{Co})_2\text{As}_2$ ^{9,12}, 111-type LiFeAs ¹⁴, and 11-type $\text{Fe}_{1+x}(\text{Te}, \text{Se})$ ^{13,15,20,21}. However, similar as cuprates, different explanations were proposed^{7,8,14,19}. A widely applied model is the idea of E-P vortex creep crossover. In 111-type LiFeAs , supported by the strong temperature-dependent peak position H_{sp} , VL model was applied¹⁴. In the more anisotropic 1111 system, a three-dimensional (3D) ordered to 2D disordered vortex lattice transition was suggested^{8,19}. In 122-type $\text{Ba}(\text{Fe}, \text{Co})_2\text{As}_2$, controversial models of both collective to plastic crossover and VL transition were proposed^{7,22}. Because of the various possibilities, no general consensus or clear understanding has yet been reached about the underlying mechanism in SMP occurrence. In comparison with cuprates, the less anisotropy γ and larger coherence length ξ in IBSs^{23–27}, combined with the moderate T_c , jointly provide opportunities to explore vortex physics between LTS and high- T_c cuprates. In IBSs, 1111 system possesses the highest T_c and moderate anisotropy ($\gamma \sim 4–9$) close to cuprates. Due to the relative difficulties in growing sizable single crystal, few magnetization studies have been reported in 1111 system^{28,29}. The recently discovered 112-type superconductor $(\text{Ca}, \text{La})\text{FeAs}_2$ bears high T_c over 40 K and moderate γ ($2 < \gamma < 4.2$) located between the nearly isotropic iron-based 122 system and the 1111 system^{24,26,30}. The intermediate T_c and

Department of Physics and Key Laboratory of MEMS of the Ministry of Education, Southeast University, Nanjing 211189, China. Correspondence and requests for materials should be addressed to H.Z. (email: haijunzhao@seu.edu.cn) or Z.S. (email: zxshi@seu.edu.cn)

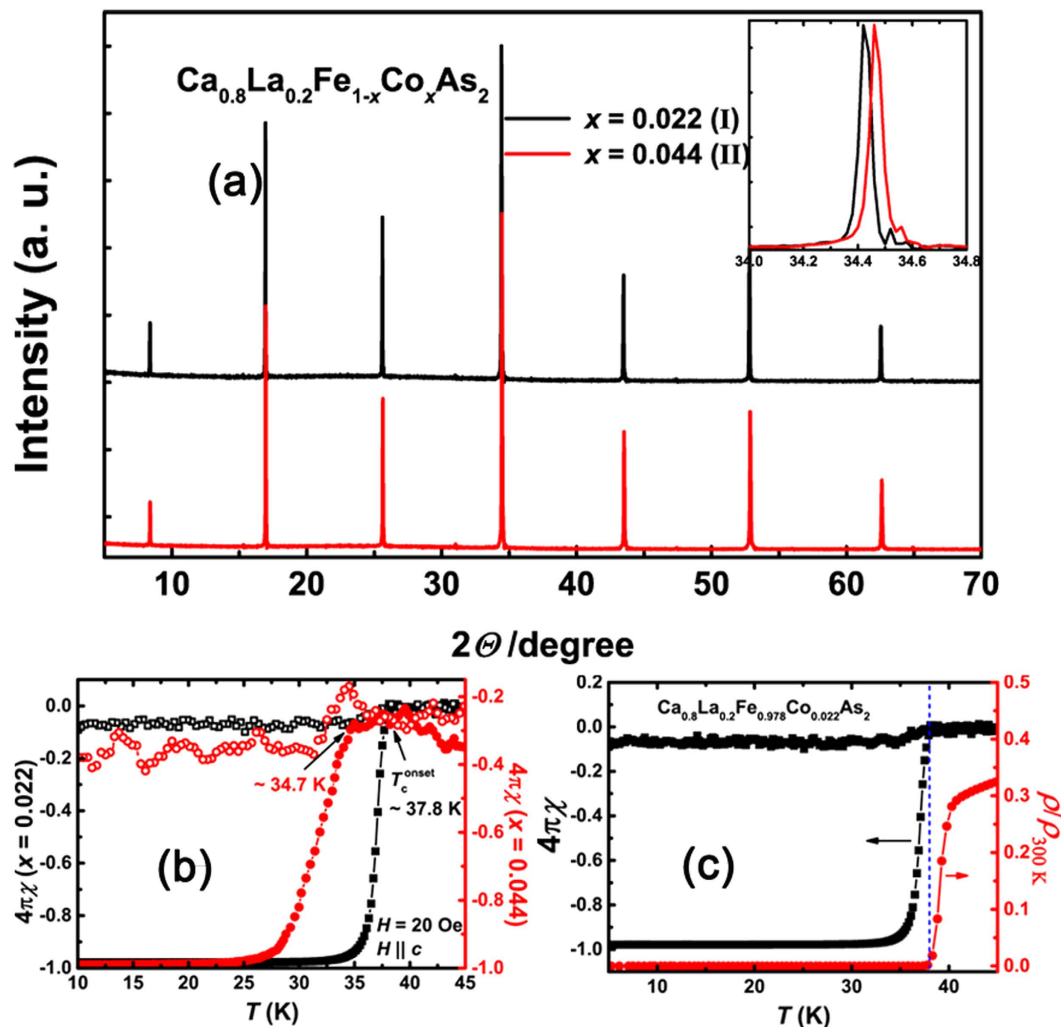


Figure 1. (a) XRD patterns for $\text{Ca}_{0.8}\text{La}_{0.2}\text{Fe}_{1-x}\text{Co}_x\text{As}_2$ single crystals. Inset: Comparison of the (004) peak between two crystals with different doping levels. (b) Temperature dependence of the DC magnetic susceptibility (demagnetization corrected) for sample I (black) and sample II (red). The original magnetization data were collected by zero-field cooling (ZFC, solid symbols) and field cooling (FC, open symbols) processes. (c) Temperature dependence of resistivity and SC volume fraction for $\text{Ca}_{0.8}\text{La}_{0.2}\text{Fe}_{1-x}\text{Co}_x\text{As}_2$ ($x = 0.022$). Consistent resistive and magnetic transitions can be observed.

moderate anisotropy make the 112-type superconductors to be a unique candidate for link studies of vortex physics between iron pnictides and cuprates. Meanwhile, in comparison with other iron-based systems, the special monoclinic crystal structure and the unique additional arsenic chain in unit cells enable one to explore the influence of interlayer coupling on vortex interaction in layered superconductors. Unfortunately, due to the relatively poor superconductivity (SC) in the previously grown 112-type crystals^{31–33}, no detailed magnetization analysis has been performed. Recently, Co doping has been used to improve the superconducting properties of 112-type polycrystals³⁴. In this work, we report a large superconducting critical current J_s over 2×10^6 A/cm² in our Co-co-doping 112-type superconductor $\text{Ca}_{0.8}\text{La}_{0.2}\text{Fe}_{1-x}\text{Co}_x\text{As}_2$ single crystal. We found a well pronounced SMP effect in the field-dependent magnetization measurement of our sample, which, to our knowledge, has not yet been reported. Results of this work show that E–P vortex crossover is strongly associated to SMP, and the flux pinning is core normal point-like pinning, which arises from point defects that may come from La and Co doping. Detailed affecting factors of SMP occurrence will be discussed later in this paper.

Results

The X-ray diffraction (XRD) patterns with only $K\alpha_1$ contribution are shown in Fig. 1(a). Only (00 l) peaks for the monoclinic phase can be observed, indicating good c -axis orientation. The full widths at half maximum (FWHM) in both crystals show very small values ~ 0.05 , *i.e.*, a very good crystalline quality is demonstrated. Figure 1(b) shows the temperature dependence of the DC magnetic susceptibility (demagnetization corrected) of the studied crystals. The full diamagnetism in both crystals clearly indicates bulk superconductivity. The sharp superconducting transition in our crystals can hardly be seen in 112-type IBSS^{31–33,35,36}, also manifesting the high

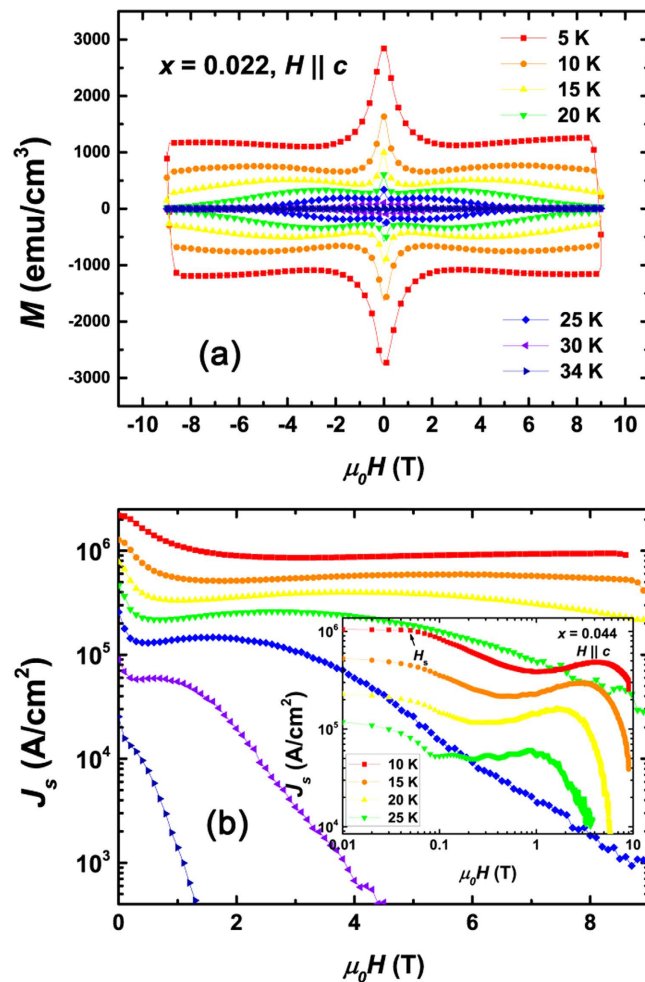


Figure 2. (a,b) Magnetic field (H) dependence of magnetization and critical current density J_s at various temperatures. H is applied along the crystal's c -axis. Large J_s value over 2×10^6 A/cm 2 was obtained at $T = 5$ K. Inset in (b) shows $J_s(H)$ for sample $\text{Ca}_{0.8}\text{La}_{0.2}\text{Fe}_{1-x}\text{Co}_x\text{As}_2$ ($x = 0.044$) within a log-log plot. H_s is defined as the upper critical point for single-vortex region in which J_s is field-independent.

sample quality. Figure 1(c) shows the consistent resistive and magnetic superconducting transitions. In case of non-uniform superconductors with broad distributed T_c , the measured transport T_c is usually higher than that in magnetic measurement for possible existence of high- T_c thoroughfares. Therefore, on basis of the consistent transport and magnetic T_c values for the Co-co-doping 112 crystal, we believe our crystal studied in this work is uniform enough and the high- T_c superconductivity is bulk in nature. The observation of SMP is also directly benefited from the uniform superconductivity.

Figure 2(a) shows the typical MH curves with SMP effect which was obtained with a constant field sweeping rate $dH/dt = 100$ Oe/s for H applied along the crystal's c -axis. The symmetric MH curves suggest dominant bulk pinning instead of surface barrier, which guarantees the application of Bean critical state model in the critical current density J_s calculation. A pronounced second magnetization peak can be clearly observed. The second peak position H_{sp} moves up quickly as temperature decreases. The SMP phenomenon quite resembles that in $\text{YBa}_2\text{Cu}_3\text{O}_{7-x}$ and 122-type and 11-type IBSs^{4,10,13,37}, implying an analogous origin of the peak effect. Using the famous Bean model³⁸, $J_s = 20M_{\text{diff}}/a(1-a/3b)$, where M_{diff} (emu/cm 3) is $M_{\text{down}} - M_{\text{up}}$, M_{down} and M_{up} are magnetization when sweeping fields down and up, respectively, calculated current density J_s (A/cm 2) for $H \parallel c$ was plotted in Fig. 2(b). Here a (cm) and b (cm) are sample width and length ($a < b$). Remarkably, J_s at 5 K shows large values over 2×10^6 A/cm 2 , in sharp contrast to the low values in electron-doped $\text{Ca}(\text{Fe}_{1-x}\text{Co}_x)_2\text{As}_2$ ³⁹ ($J_s \sim 10^4$ A/cm 2) and also the Co-free 112-type crystals ($J_s \sim 10^5$ A/cm 2)³⁰. As can be seen in the inset in Fig. 2(b) and in supplementary information (SI) Fig. S1, J_s changes subtly at low field region up to H_s . Here, the characteristic field H_s for single-vortex region is defined as the critical point where $J_s(H)$ change from a constant value to a decreasing function of H .

Since the occurrence of SMP is quite advantageous in view of practical application and investigation of its origin is also helpful for understanding the fundamental question of underlying vortex physics, we performed a detailed vortex pinning and relaxation study on this new type superconductor. Magnetization relaxation in superconductors occurs because of the nonequilibrium spatial distribution of vortices which is determined by

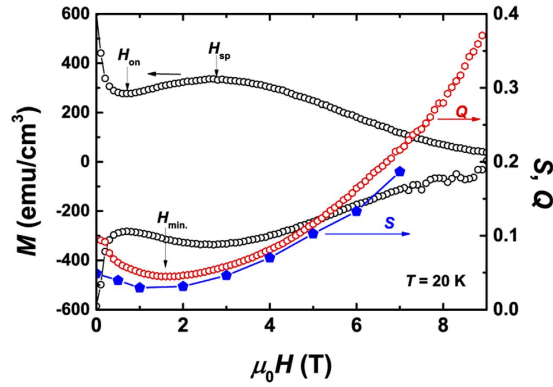


Figure 3. Field dependence of magnetization M and magnetization-relaxation rates S and Q .

the competition of the external Lorentz force, the disorder induced pinning force, and the thermal fluctuation. Due to thermal fluctuation, a logarithmic time dependence of magnetization ($M(t)$) can often be observed experimentally, which is explained by the proposed linear dependence of the barrier energy U (also known as the flux activation energy) on current density J , *i.e.*, $U = U_0(1 - J/J_c)$ where U_0 is the barrier energy in absence of flux creep⁴⁰. Later, many other models of nonlinear $U(J)$ dependence were established due to the observation of deviation from the logarithmic $M(t)$. There is a useful interpolation formula for the barrier energy, which covers the known $U(J)$ functions⁴¹,

$$U(J) = \frac{U_0}{\mu} \left[\left(\frac{J_c}{J} \right)^\mu - 1 \right] \quad (1)$$

Here, μ is the glassy exponent whose value determines the vortex pinning regime. Eq. (1) leads to the time-dependent magnetization and current density of the forms

$$M = M_c \left[1 + \frac{\mu T}{U_0} \ln(t/t_0) \right]^{-1/\mu} \quad (2)$$

and

$$J = J_c \left[1 + \frac{\mu T}{U_0} \ln(t/t_0) \right]^{-1/\mu} \quad (3)$$

where M_c (J_c) is the original magnetization (critical current density) before creep and t_0 is the characteristic relaxation time (usually 10^{-6} – 10^{-12} s). To make clear the vortex regime, it is important to determine the glassy exponent μ .

To check the influence of the field sweeping rate dH/dt on the SMP, the dynamical relaxation study was also performed by measuring MH curves with different dH/dt (see SI, Fig. S3(a)). We have compared the magnetization difference (ΔM) at H_{on} and H_{sp} for each MH curve with different dH/dt (see SI, Fig. S3(b)). The value of ΔM is found to slightly increase with increasing dH/dt , which suggests that SMP will persist for higher dH/dt . Figure 3 shows the field dependence of static (dynamic) relaxation rate S (Q) together with the MH curve. S and Q values are obtained via definitions $S \equiv d(\ln M)/d(\ln t)$ and $Q \equiv d(\ln M)/d(\ln dB/dt)$, respectively. Apparently, S and Q show very similar values and trends with field, indicating the compatibility of the static and dynamic relaxation methods. The large relaxation rates (S or $Q > 0.03$) are very similar to those obtained in 1111-type, 122-type, and 11-type IBSS^{21,28,42}. Additionally, a minimum value is noticed in $S(H)$ (or $Q(H)$) curve. The field position H_{min} of the minimum S (or Q) just locates between the onset field H_{on} and the peak position H_{sp} of SMP. As will be shown later in H - T phase diagram, H_{min} is very close to the characteristic field separating elastic-dominated and plastic-dominated vortex creep regimes.

Figure 4(a,b) show the temperature and field dependence of relaxation rate S . Note that, a remarkable result extracted from interpolation formula is the successful prediction of plateau with theoretical S value of 0.02–0.04 in the intermediate temperature range within the collective creep model for $U_0 \ll \mu T \ln(t/t_0)$ ⁴³. The comparable S values and plateau were observed in many other superconductors including Y-Ba-Cu-O⁴³, 122-type⁴⁴, 11-type IBSS²¹, and also the present 112-type superconductor, which proves the validity of application of the weak collective pinning theory. By defining the effective pinning barrier $U^* = T/S$, one can get $U^* = U_0 + \mu T \ln(t/t_0)$. Combined with Eq. (3), U^* can be represented by $U^* = U_0(J/J_c)^\mu$. Therefore, the glassy exponent μ can be easily obtained by the slope in the double logarithmic plot of U^* vs $1/J$ (see Fig. 4(c)). In low temperature region (large J), the obtained μ (~ 1.21) value resides between that of single-vortex ($\mu = 1/7$) (or intermediate-bundle) and small-bundle regimes, indicating contributions from different pinning types. The μ value in our experiment is close to many other IBSS^{12,20,21,42,44}. In contrast, in high temperature (low J) region, the obtained slope is ~ -0.52 , which is in good agreement with predicted $p = -0.5$ in plastic-creep theory⁴. From another point of view, under

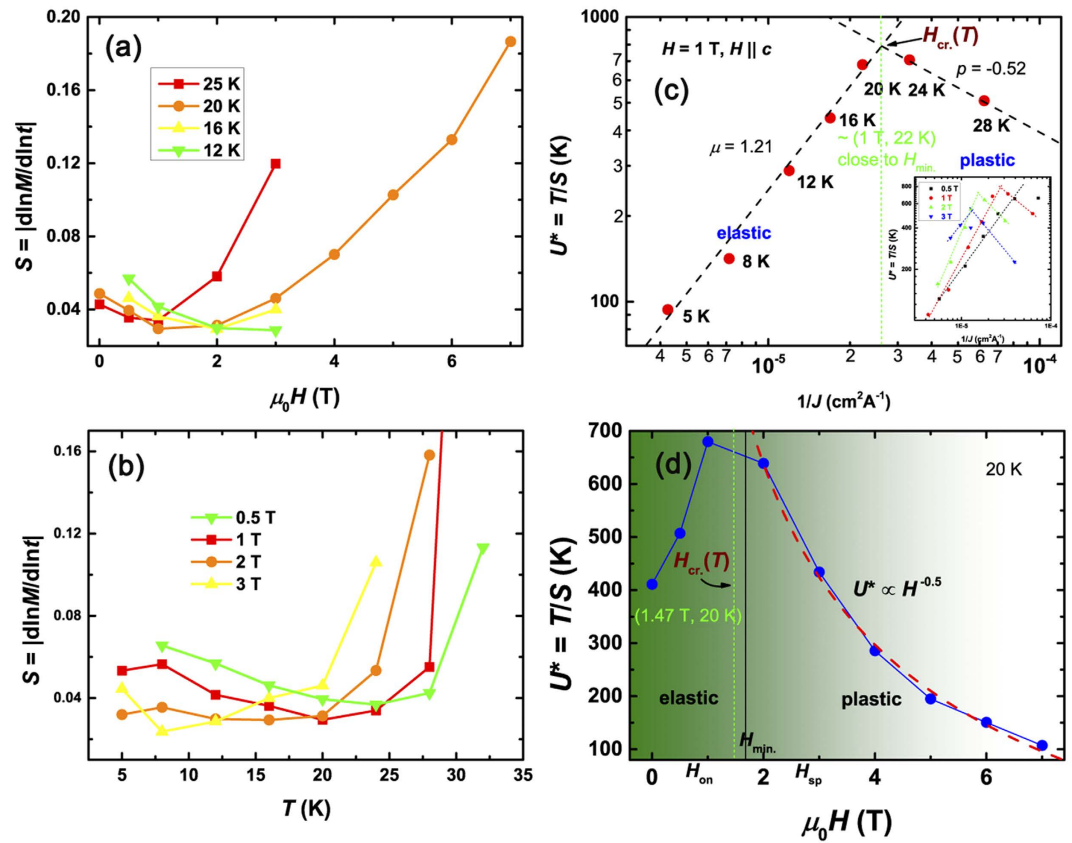


Figure 4. (a,b) Field and temperature dependence of relaxation rate S . (c,d) Inverse current-density and field dependence of effective pinning energy U^* . The red dash line in (d) is a fitting curve based on $U^* \propto \sqrt{H}$. The green dash lines in (c,d) are guide lines to the cross point between the two different $U^*(1/J)$ (or $U^*(H)$) dependencies. $H_{cr}(T)$ determined by the field and temperature position of the green dash lines is the characteristic field for E-P crossover at certain temperature. Inset in the bottom right corner in (c) shows the $U^*(1/J)$ relations for other fields. The dash lines are guides for the crossover field $H_{cr}(T)$ between different $U^*(1/J)$ dependencies.

the model of E-P crossover, the pinning barrier U will show different field dependencies⁴. In elastic creep regime, the barrier potential $U \propto H^\nu J^{-\mu}$, where ν is a positive number. U increases with field. On the other hand, in plastic creep regime, similar to diffusion of dislocations in atomic solids, U ($\approx U_0$) is proportional to $1/\sqrt{H}$, decreasing with field. As can be seen in Fig. 4(d), the above two laws were strictly followed for our studied crystal. Therefore, the $U^*(1/J)$ and $U^*(H)$ behaviors in Fig. 4(c,d) clearly indicate a crossover from elastic to plastic vortex creep regimes. In Fig. 4(c,d), the characteristic field $H_{cr}(T)$ determined by the cross point between different $U^*(1/J)$ (or $U^*(H)$) relations (indicated by green dash lines) is the critical point separating elastic-dominated and plastic-dominated regimes.

An alternative more direct way to obtain μ and barrier energy is through Eq. (2) fitting. To exclude the influence of field overshoot, relaxation data for $t < 50$ s is ignored. In Fig. 5(a), the field-dependent μ , J_s , J_c , and U_0 at $T = 20$ K were plotted together. The values of μ , J_c (calculated from M_c), and U_0 are obtained from Eq. (2) fitting. In order to check the possible errors arising from the large uncertainty of the 4-parameter (Eq. (2)) fitting, μ_{fit} obtained from the collective pinning model (see Fig. 4(c)) is also added in Fig. 5(a) for comparisons. As can be seen, the μ values obtained by two different ways nicely coincide with each other, which ensures our further investigation of vortex regimes from the evolution of μ vs. H . Apparently, there are complex creep regime changes at low field region up to 3 T. For the convenience of comparison, the positions of some characteristic fields are also noted in Fig. 5(a). For $H = 0$, μ value is just below 0 which is a clear signature of single vortex creep. As H increases below H_{cr} ($H_{min.}$), μ increases fast to positive values larger than 1, indicating the dominant role of weak collective pinning. The μ values reside between that for single-vortex ($\sim 1/7$) and small bundle ($\sim 3/2$) vortex creep. For $H \geq H_{cr}$ ($H_{min.}$), μ value drops quickly to a negative value which is inconsistent with the collective creep theory. Note that, it is inconceivable to suppose a crossover to single-vortex regime at a field higher than the field where single-vortex to collective vortex crossover takes place. As pointed out in Fig. 4(d), the field dependence of U ($\propto 1/\sqrt{H}$) for $H \geq H_{cr}$ ($H_{min.}$) shows quite good agreement with the dislocation mediated mechanism of plastic vortex creep. Therefore, the negative μ values indicate plastic vortex dominated creep. It is worth noting here, μ at H_{sp} has already dropped to very small values, which means dominant plastic regime appears before H_{sp} . The evolution of $\mu(H)$ completely resembles that in $\text{YBa}_2\text{Cu}_3\text{O}_{1-x}$ in which SMP origin was ascribed to E-P crossover⁴.

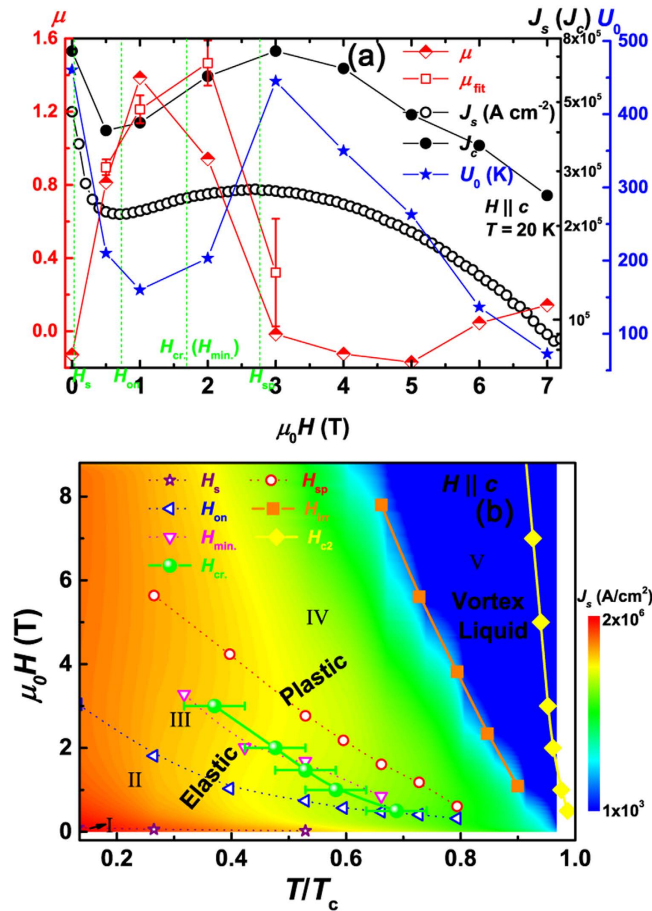


Figure 5. (a) Field dependence of critical current density J_s (J_c), glassy exponent μ , and barrier energy U_0 . μ and U_0 are directly obtained through Eq. (2) fitting of the original measured $M(t > 50$ s) data. J_c is calculated from M_c obtained in Eq. (2) fitting. μ_{fit} is obtained from the method in Fig. 4(c). The characteristic fields were also noted in the figure. (b) Vortex phase diagram of $\text{Ca}_{0.8}\text{La}_{0.2}\text{Fe}_{0.978}\text{Co}_{0.022}\text{As}_2$ with various characteristic $H(T)$. The color contour represents the critical current density J_s as functions of temperature and field. H_{c2} values are obtained from temperature-dependent resistivity curves under different magnetic fields using the criterion of 90% ρ_n (data shown in SI, Fig. S5). The irreversibility field H_{irr} is obtained by extrapolating J_s to zero in the $J_s^{1/2}$ vs. H curves. The solid and dash lines are guide to the eye.

Based on the above analysis, the vortex phase diagram is established (see Fig. 5(b)). The whole H - T phase diagram of vortex lattice is obtained by adding the irreversibility field H_{irr} whose value is determined by extrapolating J_s to zero in the $J_s^{1/2}$ vs. H . The details of different regions in phase diagram will be discussed later.

At last, to gain more insight to the underlying pinning mechanism in 112-type superconductor, we investigated the field dependence of the pinning force density $F_p = \mu_0 H J_c$. According to Dew-Hughes model⁴⁵, the reduced field h (usually $h = H/H_{irr}$) dependence of the normalized pinning force density f_p measured at different temperatures should fall onto one curve in case of existence of a single dominant pinning mechanism. The scaling function is $f_p = \frac{F_p}{F_p^{max}} = Ah^p(1-h)^q$, where A is a constant, and p and q are two parameters giving information of the pinning mechanism. In Fig. 6, $f_p(h)$ at different temperature are shown and found to be well scaled. The fitting based on the scaling function leads to $p = 1.44$ and $q = 1.66$. The obtained $h_{max}^{fit} = p/(p+q) = 0.46$ is consistent with the experimental value h_{max}^{exp} (~ 0.44). Comparing with these parameters for core normal point-like pinning within Dew-Hughes model ($p = 1$, $q = 2$, and $h_{max}^{fit} = p/(p+q) = 0.33$), small deviations exist. The obtained h value is very close to that in $\text{Ba}_{0.6}\text{K}_{0.4}\text{Fe}_2\text{As}_2$ ($h \sim 0.43$) and $\text{BaFe}_{1.8}\text{Co}_{0.2}\text{As}_2$ ($h \sim 0.45$)^{11,46}. In $\text{BaFe}_{1.8}\text{Co}_{0.2}\text{As}_2$, such h value was considered to be an indication of dense vortex pinning nanostructures, which may be resulted from cobalt ions. It was also suggested that such pinning centers are probably weak pinning sites¹¹. Such scene can also be applied in the present material, *i.e.*, pinning sites in our sample are also arising from random distributed nano-scale point-like defects, which was commonly found in the previous studies of IBSs ^{10,13,42,47}.

Discussions

On basis of the above magnetization relaxation study in $\text{Ca}_{0.8}\text{La}_{0.2}\text{Fe}_{1-x}\text{Co}_x\text{As}_2$, we classified five different regions in the H - T phase diagram (see Fig. 5(b)). And all the pinning centers were divided into two groups: the sparse

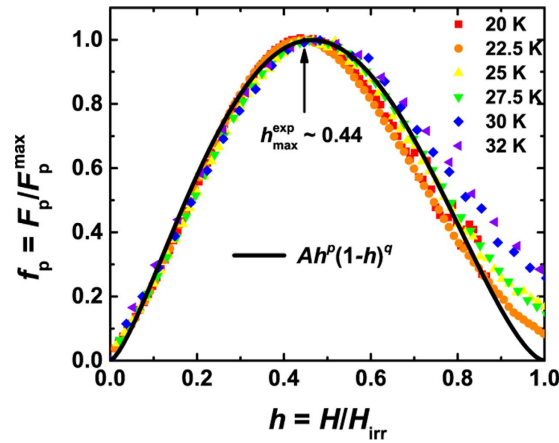


Figure 6. The scaling of the normalized pinning force density f_p for different temperatures as a function of the reduced field h based on the $f_p(h)$ scaling function. The data measured at different temperatures can be well scaled together with a maximum field $h_{\text{exp max}} \sim 0.44$.

strong pinning centers and the dense weak pinning centers. For these in the first group, their sizes are larger than the superconducting coherence length, while for these in the second group, their sizes are smaller. For $0 < H(T) < H_s(T)$ in region I in the phase diagram, vortices are well separated and act like non-interacting objects. Almost all of them are pinned by strong pinning centers (single-vortex creep), which results in a large superconducting critical current density J_s and a large pinning energy U_0 as well. At higher magnetic fields (region II from $H_s(T)$ to $H_{\text{on}}(T)$), additional vortices are introduced. As a result, when the magnetic field is increasing, the number of vortices becomes larger than that of strong pinning centers, and those extra vortices have to be pinned by weaker pinning centers or trapped by the pinned neighbors with the help of inter-vortex repulsive magnetic interaction when the inter-vortex distance becomes comparable to the London penetration depth λ . The change from strong pinning to weak collective pinning causes a rapid decrease of J_s and U_0 (see Fig. 5(a)). Further increasing the magnetic field, most of the vortices are collectively pinned by weak pinning centers. However, since the inter-vortex distance is still much larger than the superconducting coherence length, vortex lines are still very stiff, vortex structure are only elastically deformed by random pinning or thermal fluctuations. At even higher magnetic fields (region III from $H_{\text{on}}(T)$ to $H_{\text{cr}}(T)$), the inter-vortex distance becomes small and the overlap of vortex interaction becomes significant. Because the elastic constant C_{44} (tilt modulus) is usually much larger than C_{66} (shear modulus) for high temperature superconductor (high Ginzburg-Landau parameter κ)⁴⁸, it is easier to shear vortex lines than to tilt them. Vortex lines can be easily bended, thus, better adjust to random pinning centers. Therefore, another mechanism trying to increase J_s and U_0 through accumulating vortices is revealed. Those softened vortex lines are plastically deformed, and its number grows with increasing field, *i.e.*, an E–P crossover appears. However, J_s and U_0 may still decrease with increasing field (in case of existence of E–P crossover while no SMP), since the total effect is determined by the competition of all the mechanisms mentioned above. Thus, the E–P crossover is not a sufficient condition for SMP. Absence of SMP is reported in FeSe crystal with innate superconductivity even though similar E–P crossover is observed^{37,49}. SMP only appears when deformation of vortex lines wins the competition and this competition is related to many factors which we will discuss in the following paragraphs. About this physical scenario of SMP, a schematic diagram was provided in SI, Fig. S4. Accompanied with SMP, both J_s and U_0 increase with field (see Fig. 5(a)). Note that vortices in both regions II and III creep mainly elastically and the boundary $H_{\text{on}}(T)$ is in fact not so definite. With $H(T)$ increasing further (region IV from $H_{\text{cr}}(T)$ to $H_{\text{irr}}(T)$), the plastic deformation becomes dominant and governs the vortex dynamics in a broad temperature and field range. In this case, the plastic deformation will gradually degrade in comparison with the decrease of pinning force and pinning energy of each pinning center with field increasing. Both J_s and U_0 will decrease with field after reaching a maximum at H_{sp} . Further increasing $H(T)$ (region V from $H_{\text{irr}}(T)$ to $H_{\text{c2}}(T)$), a melting phase transition from plastic vortex creep to unpinned vortex liquid is revealed.

SMP effect is affected by many factors. In the next, we will discuss some advantageous factors during this procedure of E–P crossover induced SMP. The predominant factor is the weak pinning centers from disorders. E–P crossover occurs when the pinning energy of additional effective pinning centers due to the flux distortion can overcome the change of elastic energy of flux line. When the numbers of weak pinning center is increased, the E–P crossover becomes easier and SMP will move towards lower fields. The large set of weak pinning centers is the reason for that we can usually observe SMP in exotic-element-doped superconductors, such as iron-based $\text{Ba}(\text{Fe}, \text{Co})_2\text{As}_2$. Irradiation is a useful technique to continuously induce effective pinning centers. With light irradiation to increase the number of weak pinning centers, SMP position should move towards lower fields. With heavy irradiation, strong pinning centers can be induced to cover the occurrence of SMP for the reason that the flux pinning will be dominated by the strong pinning center at the magnetic fields where the primal E–P crossover happens. Coverage of SMP by gradual increase of irradiation has been demonstrated in V_3Si ⁵⁰.

Besides, the elastic property of the flux line is very important, including both the interaction between vortices and the strength of a single flux. The interaction between vortices is important for its close relation with the

Sample	T_c	Results or conclusions	$\gamma (H_{c2})$	ξ_c/d
Ba(Fe _{0.93} Co _{0.07}) ₂ As ₂ ⁷ (SMP)	22 K	Collective to plastic creep crossover at H_{sp}	1.5 ~ 2 ⁴⁶	1.9
Ca(Fe _{1-x} Co _x) ₂ As ₂ ($x = 0.056$) ³⁹ (no SMP)	19 K	Plastic creep rather than collective model	~1.3 ⁵²	/
Ba _{0.72} K _{0.28} Fe ₂ As ₂ ¹² (SMP)	32.7 K	Single to collective at H_{on} , collective to plastic at H_{sp}	1 ~ 2 ²⁶	4.4
Ca _{0.25} Na _{0.75} Fe ₂ As ₂ ⁴² (no SMP)	33.4 K	Elastic to plastic near the upper end of power-law regime in $J_c(H)$ ($J_c \propto H^{-\alpha}$, $\alpha = 0.55$)	~2 ⁵³	1.6 (estimated)
LiFeAs ¹⁴ (SMP)	16.5 K	$U_0(H)$ peak occurs below $H_{sp} \rightarrow$ VL model	1.5 ~ 2.4 ⁵⁴	2.7
FeTe _{0.7} Se _{0.3} ¹⁵ (SMP)	10.6 K	Collective model, SMP was associated with vortex-vortex and vortex-defect interactions	1 ~ 2 ²⁷	4.3
FeSe ³⁷ (no SMP)	9 K	Elastic to plastic creep crossover was observed	~1.8 ⁵⁵	6.3
Ca _{0.8} La _{0.2} Fe _{0.978} Co _{0.022} As ₂ (present study)	37.8 K	Single to collective at H_p , elastic to plastic near H_{min} .	2.7 ~ 4.2 (SI)	0.72 (estimated)
SmFeAsO _{0.85} F _{0.15} ⁸ (polycrystalline)	46 K	3D flux line to 2D lattice	4 ~ 8 ²⁹	0.21

Table 1. Several typical magnetization relaxation studies on IBSSs. γ is the upper critical field H_{c2} anisotropy ratio. ξ_c is c -axis coherence length and d is the distance between two adjacent FeAs/FeSe layers.

distance between vortices as well as the parameter penetration depth λ and coherence length ξ . As to the strength of a single flux, the two-dimensionality is very important. When the applied field is perpendicular to the surface plane of a layered superconductor, the rigidity of the single flux is dependent on the coupling between superconducting layers. If the coupling is weak and the single flux is soft, the flux line is easy to be distorted, and can translate from elastic to plastic vortices. That's why SMP usually takes place in layered superconductors. It should be pointed out, the above mentioned factors is premised on good sample crystalline quality (uniform superconductivity). Generally, for polycrystalline sample, the T_c distribution is broad, which thereby causes no observation of SMP or only weak trace of SMP.

To the best of our knowledge, most of the SMP observed in single crystals in IBSSs are accompanied with E-P crossover. Table 1 lists some magnetization relaxation studies on IBSSs. The upper critical field H_{c2} anisotropy γ and the ratio between the c -axis coherence length ξ_c and the distance d between two adjacent FeAs/FeSe layers are also shown. To some extent, the ratio ξ_c/d reflects the two-dimensionality of a superconductor. The lower value of ξ_c/d indicates stronger two-dimensionality. Due to the similar layered structures, E-P crossover has been commonly demonstrated in different types of IBSSs. In cases of Ca_{1-x}Na_xFe₂As₂, FeSe, and H⁺-irradiated FeSe^{37,42,49}, clear signal of E-P crossover has been witnessed, while no SMP occurs. This absence of SMP should be attributed to other factors including the numbers of weak pinning centers and also relatively large ξ_c/d ratio. For the present 112-type iron-based superconductor, the anisotropy γ is moderate and the ξ_c/d ratio is relatively low. Combined with the possible enhanced effective weak pinning centers from Co and/or La doping, E-P crossover and SMP emerge.

In summary, we have achieved large critical current density $J_s \sim 2 \times 10^6$ A/cm² via Co-co-doping and observed the pronounced SMP phenomenon in the recently discovered 112-type superconductors. Our systematic magnetization study reveals a strong association between SMP and a crossover from elastic to plastic vortex creep crossover. The related factors in SMP occurrence have also been discussed in detail. Furthermore, even though the self-field J_s is relatively high in Co-co-doping 112 crystal, weak collective pinning is predominant in the present system. Applications of additive techniques such as irradiation and hydrostatic pressure should still be helpful for further J_s enhancement^{49,51}.

Methods

Sample growth and basic characterizations. The Ca_{0.8}La_{0.2}Fe_{1-x}Co_xAs₂ single crystals were grown by self flux method. The starting materials with stoichiometric ratio of 0:15 : 0:9 : 0:1 : 1:14(1-x) : 1:14x : 1 for CaO, Ca, La, FeAs, CoAs, and As were put into alumina crucibles and then sealed in vacuumed quartz tubes and heated in a high-temperature box furnace. After a low rate cooling process, crystals with typical size of 1–2 mm can be obtained. The compound composition was determined by multi-point energy dispersive x-ray spectral (EDS) measurements. The single crystal X-ray diffraction (XRD) data were collected through powder XRD

measurement using a commercial Rigaku diffractometer with Cu $K\alpha$ radiation. Transport measurements were carried out by standard four-probe method on a physical properties measurement system (PPMS).

Magnetization measurements. The magnetization data were collected using the VSM (vibrating sample magnetometer) option of PPMS. Both static and dynamic magnetization relaxations were performed. For static magnetization relaxation measurement, the detailed procedure is set as: (1) zero-field cooling (ZFC) the sample from temperature above T_c to the target temperature; (2) increasing field to 9 T with $dH/dt = 191.3$ Oe/s; (3) decreasing field to the target field with $dH/dt = 100$ Oe/s and starting continuous magnetization measurement typically to time $t > 5400$ s; (4) repeating step (3) to accomplish the measurements for different target fields; (5) repeating steps (1–4) to finish the measurement for different temperatures. For dynamical relaxation measurement, MH curves with different field sweeping rates ($dH/dt = 20, 100, 190$ Oe/s) were recorded after a ZFC procedure to the target temperature. The raw data for static and dynamic relaxation measurements are shown in SI (Figs S2 and S3).

References

1. Yeshurun, Y. *et al.* Magnetic relaxation in high-temperature superconductor. *Rev. Mod. Phys.* **68**, 911 (1996).
2. Blatter, G. *et al.* Vortices in high-temperature superconductors. *Rev. Mod. Phys.* **66**, 1125–1388 (1994).
3. Lortz, R. *et al.* Origin of the magnetization peak effect in the Nb₃Sn superconductor. *Phys. Rev. B* **75**, 094503 (2007).
4. Abulafia, Y. *et al.* Plastic Vortex Creep in YBa₂Cu₃O_{7-x} Crystals. *Phys. Rev. Lett.* **77**, 1596 (1996).
5. Yang, G. *et al.* Competing pinning mechanisms in Bi₂Sr₂CaCu₂O₇ single crystals by magnetic and defect structural studies. *Phys. Rev. B* **48**, 4054–4060 (1993).
6. Pissas, M. *et al.* Peak Effect in Single Crystal MgB₂ Superconductor for H//c-Axis. *Phys. Rev. Lett.* **89**, 097002 (2002).
7. Prozorov, R. *et al.* Vortex phase diagram of Ba(Fe_{0.93}Co_{0.07})₂As₂ single crystals. *Phys. Rev. B* **78**, 224506 (2008).
8. Senatore, C. *et al.* Upper critical fields well above 100 T for the superconductor SmFeAsO_{0.85}F_{0.15} with $T_c = 46$ K. *Phys. Rev. B* **78**, 054514 (2008).
9. Shen, B. *et al.* Flux dynamics and vortex phase diagram in Ba(Fe_{1-x}Co_x)₂As₂ single crystals revealed by magnetization and its relaxation. *Phys. Rev. B* **81**, 014503 (2010).
10. Yang, H. *et al.* Fishtail effect and the vortex phase diagram of single crystal Ba_{0.6}K_{0.4}Fe₂As₂. *Appl. Phys. Lett.* **93**, 142506 (2008).
11. Sun, D. L. *et al.* Comparative study of upper critical field H_{c2} and second magnetization peak H_{sp} in hole- and electron-doped BaFe₂As₂ superconductor. *Phys. Rev. B* **80**, 144515 (2009).
12. Salem-Sugui, S. *et al.* Flux dynamics associated with the second magnetization peak in the iron pnictide Ba_{1-x}K_xFe₂As₂. *Phys. Rev. B* **82**, 054513 (2010).
13. Das, P. *et al.* Magnetization hysteresis and time decay measurements in FeSe_{0.50}Te_{0.50}: Evidence for fluctuation in mean free path induced pinning. *Phys. Rev. B* **84**, 214526 (2011).
14. Pramanik, A. K. *et al.* Fishtail effect and vortex dynamics in LiFeAs single crystals. *Phys. Rev. B* **83**, 094502 (2011).
15. Bonura, M. *et al.* Temperature and time scaling of the peak-effect vortex configuration in FeTe_{0.7}Se_{0.3}. *Phys. Rev. B* **85**, 134532 (2012).
16. Nishizaki, T. *et al.* Anomalous magnetization and field-driven disordering transition of a vortex lattice in untwinned YBa₂Cu₃O₇. *Phys. Rev. B* **58**, 11169 (1998).
17. Rosenstein, B. *et al.* Peak effect and square-to-rhombic vortex lattice transition in La_{2-x}Sr_xCuO₄. *Phys. Rev. B* **72**, 144512 (2005).
18. Kopylov, V. N. *et al.* The role of surface effects in magnetization of high- T_c superconductors. *Physica C* **170**, 291 (1990).
19. Prozorov, R. *et al.* Intrinsic magnetic properties of the superconductor NdFeAsO_{0.9}F_{0.1} from local and global measurements. *New J. Phys.* **11**, 035004 (2009).
20. Miu, D. *et al.* On the nature of the second magnetization peak in FeSe_{1-x}Te_x single crystals. *Supercond. Sci. Technol.* **25**, 115009 (2012).
21. Sun, Y. *et al.* Magnetic relaxation and collective vortex creep in FeTe_{0.6}Se_{0.4} single crystal. *Europhys. Lett.* **103**, 57013 (2013).
22. Kopeliński, R. *et al.* Possibility of vortex lattice structural phase transition in the superconducting pnictide Ba(Fe_{0.925}Co_{0.075})₂As₂. *Phys. Rev. B* **81**, 092504 (2010).
23. Sun, Y. *et al.* Large, Homogeneous, and Isotropic Critical Current Density in Oxygen-Annealed Fe_{1+y}Te_{0.6}Se_{0.4} Single Crystal. *Appl. Phys. Express* **6**, 043101 (2013).
24. Jia, Y. *et al.* Critical fields and anisotropy of NdFeAsO_{0.82}F_{0.18} single crystals. *Appl. Phys. Lett.* **93**, 032503 (2008).
25. Jaroszynski, J. *et al.* Upper critical fields and thermally-activated transport of NdFeAsO_{0.7}F_{0.3} single crystal. *Phys. Rev. B* **78**, 174523 (2008).
26. Yuan, H. Q. *et al.* Nearly isotropic superconductivity in (Ba,K)Fe₂As₂. *Nature* **457**, 565–568 (2009).
27. Fang, M. H. *et al.* Weak anisotropy of the superconducting upper critical field in Fe_{1.11}Te_{0.6}Se_{0.4} single crystals. *Phys. Rev. B* **81**, 020509 (2010).
28. Yang, H. *et al.* Magnetization relaxation and collective vortex pinning in the Fe-based superconductor SmFeAsO_{0.9}F_{0.1}. *Phys. Rev. B* **78**, 092504 (2008).
29. Fang, L. *et al.* Huge critical current density and tailored superconducting anisotropy in SmFeAsO_{0.8}F_{0.15} by low-density columnar-defect incorporation. *Nat. Commun.* **4**, 2655 (2013).
30. Zhou, W. *et al.* Anisotropic superconductivity of Ca_{1-x}La_xFeAs₂ ($x \sim 0.18$) single crystal. *Appl. Phys. Express* **7**, 063102 (2014).
31. Katayama, N. *et al.* Superconductivity in Ca_{1-x}La_xFeAs₂: A Novel 112-Type Iron Pnictide with Arsenic Zigzag Bonds. *J. Phys. Soc. Jpn.* **82**, 123702 (2013).
32. Yakita, H. *et al.* A New Layered Iron Arsenide Superconductor: (Ca,Pr)FeAs₂. *J. Am. Chem. Soc.* **136**, 846–9 (2014).
33. Sala, A. *et al.* Synthesis and physical properties of Ca_{1-x}RE_xFeAs₂ with RE = La–Gd. *Appl. Phys. Express* **7**, 073102 (2014).
34. Yakita, H. *et al.* Co and Mn doping effect in polycrystalline (Ca,La) and (Ca,Pr)FeAs₂ superconductors. *Supercond. Sci. Technol.* **28**, 065001 (2015).
35. Kudo, K. *et al.* Enhanced Superconductivity up to 43 K by P/Sb Doping of Ca_{1-x}La_xFeAs₂. *J. Phys. Soc. Jpn.* **83**, 025001 (2014).
36. Kudo, K. *et al.* Superconducting Transition Temperatures of up to 47 K from Simultaneous Rare-Earth Element and Antimony Doping of 112-Type CaFeAs₂. *J. Phys. Soc. Jpn.* **83**, 093705 (2014).
37. Sun, Y. *et al.* Critical current density, vortex dynamics, and phase diagram of single-crystal FeSe. *Phys. Rev. B* **92**, 144509 (2015).
38. Bean, C. P. Magnetization of High-Field Superconductors. *Rev. Mod. Phys.* **36**, 31 (1964).
39. Pramanik, A. K. *et al.* Critical current and vortex dynamics in single crystals of Ca(Fe_{1-x}Co_x)₂As₂. *Phys. Rev. B* **82**, 014503 (2010).
40. Anderson, P. W. & Kim Y. B. Hard Superconductivity: Theory of the Motion of Abrikosov Flux Lines. *Rev. Mod. Phys.* **36**, 39–43 (1964).
41. Griessen, R. *et al.* Negative- μ vortex dynamics in high- T_c superconducting films. *Physica C* **282–287**, 347 (1997).
42. Haberkorn, N. *et al.* Strong pinning and elastic to plastic vortex crossover in Na-doped CaFe₂As₂ single crystals. *Phys. Rev. B* **84**, 094522 (2011).
43. Malozemoff, A. P. & Fisher M. P. A. Universality in the current decay and flux creep of Y-Ba-Cu-O high-temperature superconductors. *Phys. Rev. B* **42**, 6784–6786 (1990).

44. Taen, T. *et al.* Enhancement of critical current density and vortex activation energy in proton-irradiated Co-doped BaFe₂As₂. *Phys. Rev. B* **86**, 094527 (2012).
45. Dew-Hughes, D. Flux pinning mechanisms in type II superconductors. *Philos. Mag.* **30**, 293–305 (1974).
46. Yamamoto, A. *et al.* Small anisotropy, weak thermal fluctuations, and high field superconductivity in Co-doped iron pnictide Ba(Fe_{1-x}Co_x)₂As₂. *Appl. Phys. Lett.* **94**, 062511 (2009).
47. Lei, H. & Petrovic C. Giant increase in critical current density of K_xFe_{2-y}Se₂ single crystals. *Phys. Rev. B* **84**, 212502 (2011).
48. Brandt, E. H. Elastic and plastic properties of the flux-line lattice in type-II superconductors. *Phys. Rev. B* **34**, 6514–6517 (1986).
49. Sun, Y. *et al.* Enhancement of critical current density and mechanism of vortex pinning in H⁺-irradiated FeSe single crystal. *Appl. Phys. Express* **8**, 113102 (2015).
50. Kupfer, A. *et al.* Peak effect and its evolution from oxygen deficiency in YBa₂Cu₃O_{7-x} single crystals. *Phys. Rev. B* **58**, 2886 (1998).
51. Shabbir, B. *et al.* Hydrostatic pressure: a very effective approach to significantly enhance critical current density in granular iron pnictide superconductors. *Sci. Rep.* **5**, 8213 (2015).
52. Kumar, N. *et al.* Anisotropic magnetic and superconducting properties of CaFe_{2-x}Co_xAs₂ (x = 0, 0.06) single crystals. *Phys. Rev. B* **79**, 012504 (2009).
53. Zhao, K. *et al.* Superconductivity above 33 K in Ca_{1-x}Na_xFe₂As₂. *J. Phys.: Condens. Matter* **22**, 222203 (2010).
54. Zhang, J. L. *et al.* Upper critical field and its anisotropy in LiFeAs. *Phys. Rev. B* **83**, 174506 (2011).
55. Her, J. L. *et al.* Anisotropy in the upper critical field of FeSe and FeSe_{0.33}Te_{0.67} single crystals. *Supercond. Sci. Technol.* **28**, 045013 (2015).

Acknowledgements

This work was partially supported by the Ministry of Science and Technology of China (973 Project: Grant No. 2011CBA00105), by the National Natural Science Foundation of China (Grant No. NSFC-U1432135), by Natural Science Foundation of Jiangsu Province of China (Grant No. BK20141337), by the Fundamental Research Funds for the Central Universities, by the Scientific Innovation Research Foundation of College Graduate in Jiangsu Province (KYZZ0063), and by the Scientific Research Foundation of Graduate School of Southeast University.

Author Contributions

W.Z. performed most of the experiments and analyzed the data. X.Z.X. contributed to the growth and the basic characterization of the single crystals. W.J.W. and H.J.Z. contributed to the analysis of magnetization and relaxation results. Z.X.S. designed and directed the research. W.Z. and Z.X.S. wrote the manuscript.

Additional Information

Supplementary information accompanies this paper at <http://www.nature.com/srep>

Competing financial interests: The authors declare no competing financial interests.

How to cite this article: Zhou, W. *et al.* Second magnetization peak effect, vortex dynamics, and flux pinning in 112-type superconductor Ca_{0.8}La_{0.2}Fe_{1-x}Co_xAs₂. *Sci. Rep.* **6**, 22278; doi: 10.1038/srep22278 (2016).



This work is licensed under a Creative Commons Attribution 4.0 International License. The images or other third party material in this article are included in the article's Creative Commons license, unless indicated otherwise in the credit line; if the material is not included under the Creative Commons license, users will need to obtain permission from the license holder to reproduce the material. To view a copy of this license, visit <http://creativecommons.org/licenses/by/4.0/>