



OPEN ACCESS

## EXTENDED REPORT

## The effect of tofacitinib on pneumococcal and influenza vaccine responses in rheumatoid arthritis

Kevin L Winthrop,<sup>1</sup> Joel Silverfield,<sup>2</sup> Arthur Racewicz,<sup>3</sup> Jeffrey Neal,<sup>4</sup> Eun Bong Lee,<sup>5</sup> Pawel Hrycaj,<sup>6</sup> Juan Gomez-Reino,<sup>7</sup> Koshika Soma,<sup>8</sup> Charles Mebus,<sup>8</sup> Bethanie Wilkinson,<sup>8</sup> Jennifer Hodge,<sup>9</sup> Haiyun Fan,<sup>8</sup> Tao Wang,<sup>10</sup> Clifton O Bingham III<sup>11</sup>

Handling editor Tore K Kvien

For numbered affiliations see end of article.

## Correspondence to

Dr Kevin L Winthrop, Casey Eye Institute, Oregon Health and Science University, 3375 SW Terwilliger Blvd, Portland, OR 97239, USA; Winthrop@ohsu.edu

Received 19 December 2014

Revised 29 January 2015

Accepted 1 February 2015

Published Online First

20 March 2015

## ABSTRACT

**Objective** To evaluate tofacitinib's effect upon pneumococcal and influenza vaccine immunogenicity. **Methods** We conducted two studies in patients with rheumatoid arthritis using the 23-valent pneumococcal polysaccharide vaccine (PPSV-23) and the 2011–2012 trivalent influenza vaccine. In study A, tofacitinib-naïve patients were randomised to tofacitinib 10 mg twice daily or placebo, stratified by background methotrexate and vaccinated 4 weeks later. In study B, patients already receiving tofacitinib 10 mg twice daily (with or without methotrexate) were randomised into two groups: those continuing ('continuous') or interrupting ('withdrawn') tofacitinib for 2 weeks, and then vaccinated 1 week after randomisation. In both studies, titres were measured 35 days after vaccination. Primary endpoints were the proportion of patients achieving a satisfactory response to pneumococcus (twofold or more titre increase against six or more of 12 pneumococcal serotypes) and influenza (fourfold or more titre increase against two or more of three influenza antigens).

**Results** In study A (N=200), fewer tofacitinib patients (45.1%) developed satisfactory pneumococcal responses versus placebo (68.4%), and pneumococcal titres were lower with tofacitinib (particularly with methotrexate). Similar proportions of tofacitinib-treated and placebo-treated patients developed satisfactory influenza responses (56.9% and 62.2%, respectively), although fewer tofacitinib patients (76.5%) developed protective influenza titres ( $\geq 1:40$  in two or more of three antigens) versus placebo (91.8%). In study B (N=183), similar proportions of continuous and withdrawn patients had satisfactory responses to PPSV-23 (75.0% and 84.6%, respectively) and influenza (66.3% and 63.7%, respectively).

**Conclusions** Among patients starting tofacitinib, diminished responsiveness to PPSV-23, but not influenza, was observed, particularly in those taking concomitant methotrexate. Among existing tofacitinib users, temporary drug discontinuation had limited effect upon influenza or PPSV-23 vaccine responses.

**Trial registration numbers** NCT01359150, NCT00413699.

## INTRODUCTION

Patients with rheumatoid arthritis (RA) are at increased risk of serious infection due to their underlying disease, and in some cases, their immunomodulatory therapies.<sup>1–10</sup> Recommendations exist to vaccinate patients with RA against pneumococcus and influenza, and it is common for studies

to evaluate the immune responses to these vaccines in the context of disease-modifying antirheumatic drug (DMARD) therapy.<sup>11–13</sup> Such studies provide relevant information regarding vaccine timing for practicing clinicians.

Tofacitinib is an oral Janus kinase (JAK) inhibitor for the treatment of RA.<sup>14–19</sup> To investigate its effect on vaccine response and to provide effective clinical guidance regarding the timing of vaccinations in conjunction with tofacitinib use, two studies involving pneumococcal polysaccharide and influenza vaccines were conducted to address the following questions in common clinical scenarios: (A) For tofacitinib-naïve patients with RA, are vaccine responses diminished by tofacitinib such that patients should be vaccinated prior to drug start? (B) For patients with RA receiving tofacitinib, is it necessary to stop therapy while giving vaccinations?

## METHODS

## Study designs

We conducted two independent studies evaluating vaccine responses in relation to tofacitinib use. Study A (A3921129; NCT01359150) was a randomised, double-blind, placebo-controlled, phase II study. Study B (A3921024; NCT00413699) was a vaccine substudy of an ongoing, open-label, multicentre, long-term extension (LTE) study (study ongoing; database unlocked) that included patients who had participated in a prior qualifying index study of tofacitinib. In both studies, all patients met the 1987 American College of Rheumatology criteria for RA.<sup>20</sup> Patients with influenza vaccination in the last 6 months or pneumococcal vaccination in the last 5 years were excluded.

Study A was conducted among tofacitinib-naïve patients with RA. Patients were randomised 1:1 to receive either tofacitinib 10 mg twice daily or placebo and stratified according to current background methotrexate use (figure 1A). Baseline serum pneumococcal and influenza antibody titres were collected 4 weeks after drug start (ie, day 29 after tofacitinib or placebo start), after which patients were vaccinated with influenza vaccine and the 23-serotype pneumococcal polysaccharide vaccine (PPSV-23). Influenza and pneumococcal antibody titres were again collected 35 days after vaccination (day 64 after drug start; figure 1A).

Study B was conducted among a subgroup of patients with RA participating in an ongoing LTE tofacitinib trial. Patients received tofacitinib 10 mg twice

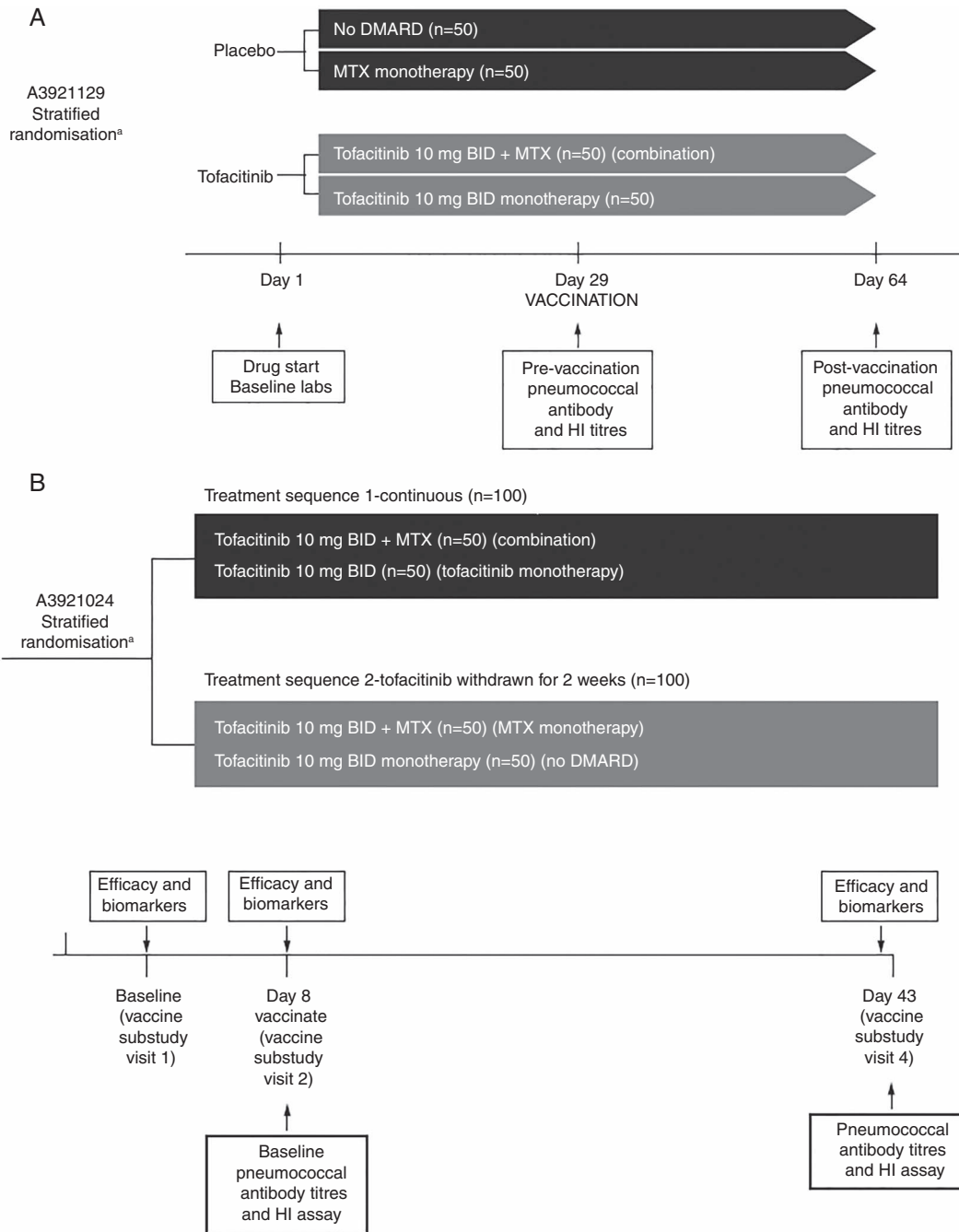


Open Access  
Scan to access more  
free content



CrossMark

To cite: Winthrop KL, Silverfield J, Racewicz A, et al. *Ann Rheum Dis* 2016;**75**:687–695.



**Figure 1** (A) Study A (tofacinib-naive patients) design evaluating vaccine responses in patients randomised to tofacitinib vs placebo. (B) Study B (patients using tofacitinib) randomisation schemata. Patients were randomised to one of two groups: the ‘continuous’ group, which received tofacitinib without interruption, or the ‘withdrawn’ group, in which tofacitinib was withdrawn for 1 week at randomisation and then resumed 1 week after vaccination. <sup>a</sup>Stratified by background methotrexate (MTX) use. BID, twice daily; DMARD, disease-modifying antirheumatic drug; HI, haemagglutination inhibition.

daily for  $\geq 3$  months prior to entry into this vaccination substudy (median tofacitinib treatment duration at study entry was approximately 22–23 months). Patients were stratified by background methotrexate use and randomised 1:1 to one of two groups: the ‘continuous’ group, which received tofacitinib without interruption, or the ‘withdrawn’ group, in which tofacitinib was withdrawn at the time of randomisation for 1 week prior to receiving the influenza and pneumococcal vaccinations, and then resumed 1 week after vaccination (figure 1B). Baseline serum pneumococcal and influenza antibody titres were collected 1 week after randomisation (day 8), immediately after which patients were vaccinated with influenza vaccine and PPSV-23. Influenza and pneumococcal antibody titres were collected again 35 days after vaccination (figure 1B).

For both studies, background methotrexate use was defined as continuous ( $>4$  months) and stable dosage ( $\geq 10$  mg/week and  $\leq 25$  mg/week for  $\geq 6$  weeks) prior to the first dose of study drug; prednisone ( $<10$  mg/day) was allowed; neither methotrexate nor prednisone dose adjustments were permitted during the studies.

### Vaccines and immunogenicity endpoints

For each study, PPSV-23 (Pneumovax, Merck & Co Inc, Whitehouse Station, New Jersey, USA) and the 2011–2012 seasonal trivalent-inactivated influenza vaccine for the Northern hemisphere (A/California/7/2009 (H1N1), A/Perth/16/2009 (H3N2), B/Brisbane/60/2008; Fluzone, Sanofi Pasteur, Lyon, France) were used. Measurement of influenza haemagglutination

**Table 1** Demography and baseline characteristics of evaluable patients in study A (patients naive to tofacitinib) and study B (patients using tofacitinib)

	Study A		Study B	
	Tofacitinib 10 mg twice daily (N=102)	Placebo (N=98)	Continuous (N=92)	Withdrawn (N=91)
Female, n (%)	75 (73.5)	79 (80.6)	78 (84.8)	79 (86.8)
Age in years, median (range)	53 (25–82)	53 (23–77)	57.0 (28–78)	54.0 (24–72)
DAS28-4 (ESR), mean (SD)	6.03 (1.05)	5.78 (1.10)	3.64 (1.36)	3.71 (1.34)
Background MTX, n (%)	57 (55.9)	55 (56.1)	55 (59.8)	55 (60.4)
Prednisone use, n (%)	38 (37.3)	31 (31.6)	39 (42.4)	46 (50.5)
Evidence of influenza seroprotection,* n (%)	20 (19.6)	32 (32.7)	22 (23.9)	23 (25.3)

\*Protection status (1:40 in two or more of three antigens) to influenza vaccine at 35-days after vaccination. DAS, disease activity score; ESR, erythrocyte sedimentation rate; MTX, methotrexate.

inhibition (HI) and antipneumococcal antibody titres (ELISA for anti-pneumococcal capsular polysaccharide (anti-PSS) immunoglobulin G (IgG) antibodies) was performed by the Focus Diagnostic (Cypress, California, USA) and Pfizer Vaccine Research Labs (Pearl River, New York, USA), respectively.

In both studies, the same immunogenicity outcome measures were evaluated at the vaccination and post-vaccination visits, and the same definitions of satisfactory vaccine responses were used.

The primary outcome for each vaccine was the proportion of patients achieving a satisfactory humoral response 35 days after vaccination. ‘Satisfactory response’ was *a priori* defined for pneumococcal vaccine as a twofold or more increase from vaccination baseline in antibody concentrations in six or more of 12 pneumococcal serotypes (1, 3, 4, 5, 6B, 7F, 9V, 14, 19A, 19F, 23F and 18C), and for influenza vaccine as a fourfold or more increase in HI antibody titres in two or more of three influenza antigens (A/H1N1, A/H3N2, B).

Secondary endpoints included: the proportion of patients who developed protective HI titres to influenza (‘seroprotection’ defined as  $\geq 1:40$  influenza antibody titre in two or more of three antigens<sup>21–23</sup>) and the post-vaccination geometric mean fold rise (GMFR) in antibody titres.

### Statistical analyses

In both studies, immunogenicity analyses were performed among the evaluable population. The evaluable population were those

patients who were randomised, received vaccination at baseline, and for whom antibody assay results both before and after vaccination as per protocol were obtained. For primary outcome measures, the percentages of patients having satisfactory responses at 35 days after vaccination were summarised for each treatment group. To evaluate the treatment effect between groups, the point estimate for the treatment difference and the associated exact 95% CIs, computed using the unconditional exact method were also provided.<sup>24</sup> The same methodology was used to evaluate binary secondary outcomes, including the presence of protective HI titres. For the secondary outcome of GMFR, which was calculated by the geometric mean titre from pre- to post-vaccination time points to each pneumococcal serotype and influenza antigen, the geometric mean and associated 95% CI (from the back transformation of the CI at the logarithmic scale) for the fold rise were presented for each treatment group and for each antigen or serotype. A subgroup analysis by background methotrexate use was also performed for the primary and secondary outcomes. All analyses were conducted using SAS version 9.2 (SAS Institute Inc, Cary, North Carolina, USA).

### Treatment groups and exposure subgroup definitions

All outcomes were evaluated according to treatment group in study A (tofacitinib vs placebo) and in study B (continuous vs withdrawn), and according to the subgroups of background

**Table 2** Study A (patients naive to tofacitinib) primary endpoint: proportion of patients achieving satisfactory\* humoral response to pneumococcal and influenza vaccines at 35 days after vaccination, by treatment group and stratified by background MTX use

	Tofacitinib 10 mg twice daily (N=102)	Placebo (N=98)	Percentage difference between treatment groups (95% CI)
PPSV-23 vaccine			
Overall, n (%)	46 (45.1)	67 (68.4)	–23.3 (–36.6 to –9.6)
Stratified by MTX use at baseline, n/N (%)			
Yes	18/57 (31.6)	34/55 (61.8)	–30.2 (–47.3 to –11.4)
No	28/45 (62.2)	33/43 (76.7)	–14.5 (–34.8 to 6.2)
Influenza vaccine			
Overall, n (%)	58 (56.9)	61 (62.2)	–5.4 (–19.3 to 8.5)
Stratified by MTX use at baseline, n/N (%)			
Yes	29/57 (50.9)	32/55 (58.2)	–7.3 (–25.9 to 11.4)
No	29/45 (64.4)	29/43 (67.4)	–3.0 (–24.0 to 17.4)

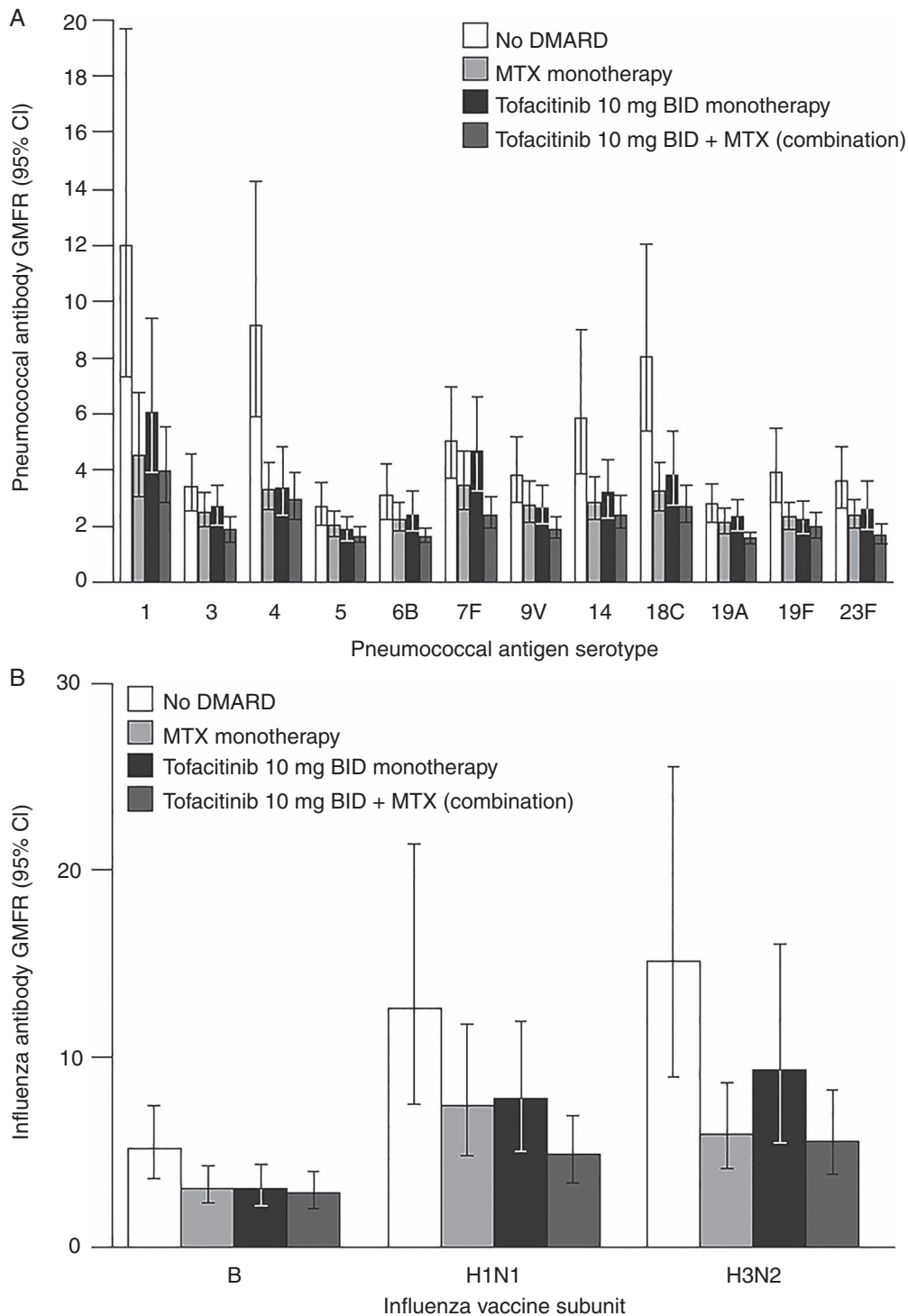
\*Satisfactory response to pneumococcal vaccine defined as a twofold or more titre increase against six or more of 12 pneumococcal serotypes; satisfactory response to influenza vaccine defined as a fourfold or more titre increase against two or more of three influenza antigens. MTX, methotrexate; PPSV-23, 23-valent pneumococcal polysaccharide vaccine.

methotrexate use. Therefore, both studies functionally contained four similar exposure subgroups, herein referred to as follows: (1) no DMARD (ie, lacking both methotrexate and tofacitinib), (2) methotrexate monotherapy, (3) tofacitinib monotherapy and (4) combination tofacitinib/methotrexate therapy.

**RESULTS**

**Study A: patients naive to tofacitinib**

A total of 223 patients were enrolled into study A and 200 patients (tofacitinib n=102, placebo n=98) were included in the evaluable population. Demographic and baseline characteristics of evaluable patients randomised to tofacitinib



**Figure 2** (A) Study A (tofacitinib-naive patients) pneumococcal serotype-specific titre geometric mean fold rise (GMFR) from vaccination baseline and 95% CI at 35 days after vaccination, by exposure subgroup. (B) Study A (tofacitinib-naive patients) influenza antibody (haemagglutination inhibition) titre GMFR and 95% CI 35 days after vaccination, by exposure subgroup. BID, twice daily; DMARD, disease-modifying antirheumatic drug; GMFR, geometric mean fold rise; MTX, methotrexate.

10 mg twice daily or placebo were similar, with the exception of a greater proportion of placebo-treated patients having evidence of pre-existing seroprotection to influenza (table 1).

### Pneumococcal responses

Overall, pneumococcal vaccination responses were reduced for tofacitinib-treated patients, whereby 46 patients (45.1%) developed a satisfactory response compared with 67 (68.4%) placebo-treated patients (−23.3% difference (95% CI −36.6% to −9.6%)). Among exposure subgroups, the highest responses were observed among the no DMARD group, followed by reductions of similar magnitude in the tofacitinib and methotrexate monotherapy subgroups. The greatest reduction was observed in combination tofacitinib/methotrexate patients for whom only 18 (31.6%) patients developed satisfactory responses (table 2). For pneumococcal GMFR responses, similar trends were noted (figure 2A).

### Influenza responses

Overall, a similar proportion of patients receiving tofacitinib (56.9%) and placebo (62.2%) achieved satisfactory immune responses to influenza vaccination (−5.4% difference (95% CI −19.3% to 8.5%)). Similar proportions achieved satisfactory responses among exposure subgroups (table 2). The proportion achieving seroprotection at 35 days after vaccination was significantly higher in the placebo group (91.8%) than in the tofacitinib group (76.5%). Among exposure subgroups, the seroprotection rate was reduced only in the combination tofacitinib/methotrexate group; seroprotection rates by exposure subgroup were 90.7% (39/43 patients) for no DMARD, 92.7% (51/55 patients) for methotrexate monotherapy, 91.1% (41/45 patients) for tofacitinib monotherapy and 64.9% (37/57 patients) for combination tofacitinib/methotrexate.

When limiting this analysis to the subset of patients lacking seroprotection at baseline, 70.7% (58/82 patients) versus 87.9% (58/66 patients) in the tofacitinib and placebo groups, respectively, reached seroprotection. Among exposure subgroups that lacked baseline seroprotection, the proportions that developed seroprotection after vaccination were 86.7% (26/30 patients) for no DMARD, 88.9% (32/36 patients) for methotrexate monotherapy, 88.6% (31/35 patients) for tofacitinib monotherapy and 57.5% (27/47 patients) for combination tofacitinib/methotrexate.

When examining GMFR responses for each individual antigen, the lowest responses were consistently observed for influenza B antigen and were similar among exposure subgroups. Responses to the H1N1 and H3N2 vaccine components were more robust; patients using no DMARD had the highest responses, whereas lower and similar responses were observed in the tofacitinib and methotrexate monotherapy subgroups, as well as the combination tofacitinib/methotrexate subgroup (figure 2B).

### Study B: patients using tofacitinib

A total of 199 patients were enrolled into study B and 183 patients (tofacitinib continuous n=92, tofacitinib withdrawn n=91) completed the study and were evaluable. Continuous and withdrawn patients showed similar demographic and baseline characteristics at baseline (table 1).

### Pneumococcal responses

Overall, the proportion of patients with satisfactory responses to pneumococcal vaccinations was reduced in the tofacitinib continuous group compared with the withdrawn group (75.0% vs 84.6%, respectively, −9.6% difference (95% CI −24.0% to 4.7%); table 3). As in study A, similar GMFR trends for each serotype were observed by exposure subgroup: the no DMARD subgroup had the highest GMFR responses, whereas the tofacitinib and methotrexate monotherapy subgroups had diminished and similar responses; the lowest responses were observed in the combination tofacitinib/methotrexate subgroup (figure 3A).

### Influenza responses

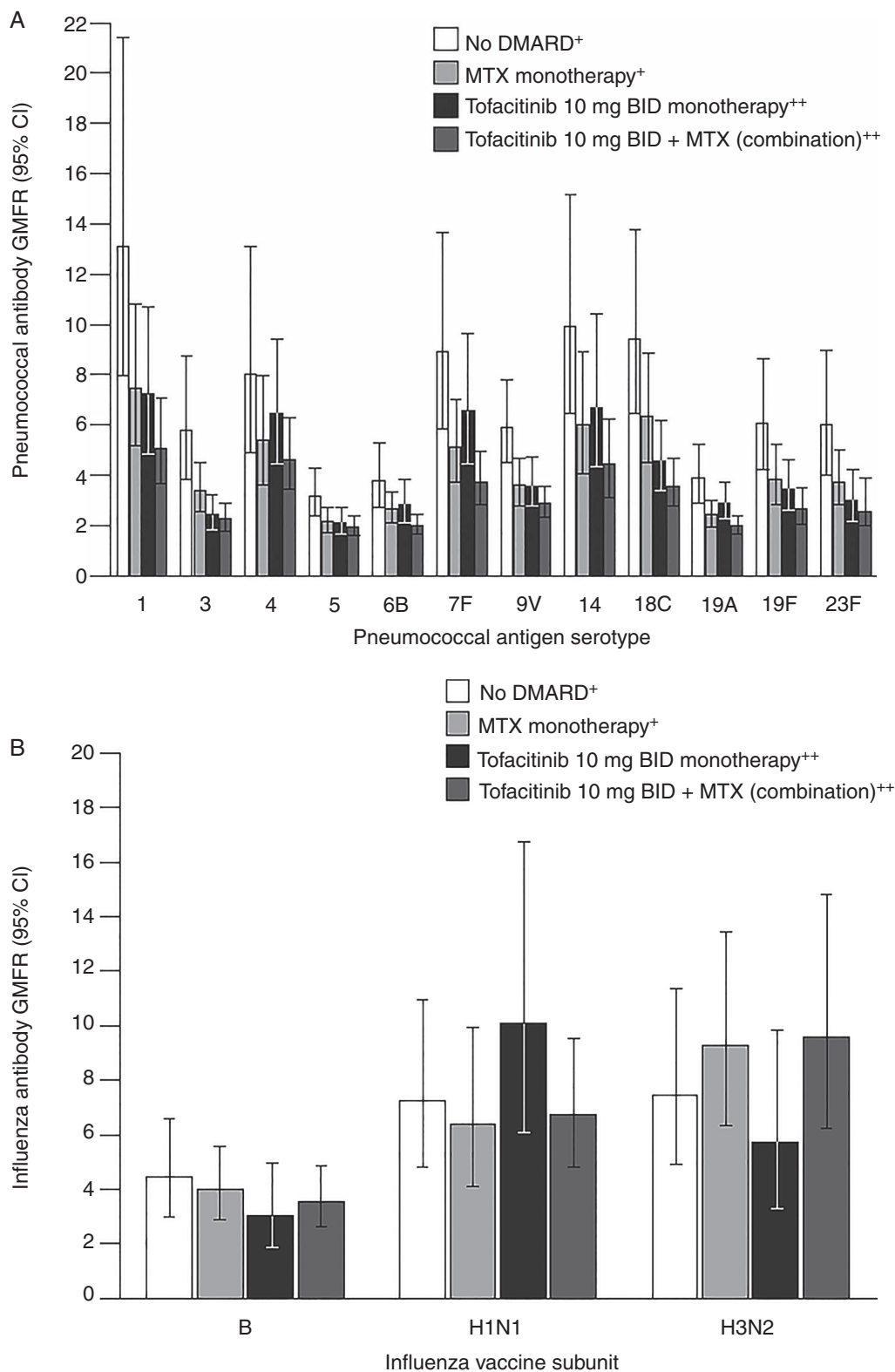
Similar proportions of patients in the tofacitinib continuous and withdrawn groups achieved satisfactory immune responses to influenza vaccination at 35 days after vaccination (66.3% vs 63.7%, respectively, 2.6% difference (95% CI −12.2% to 16.6%); table 3). Evaluation by exposure subgroup revealed similar proportions of patients achieving a satisfactory response in the no DMARD (66.7%), tofacitinib monotherapy (62.2%), methotrexate monotherapy (61.8%) and combination tofacitinib/methotrexate (69.1%) subgroups (table 3).

Among secondary outcomes, 69 (75.0%) tofacitinib continuous and 75 (82.4%) withdrawn patients (−7.4% difference (95% CI −21.9% to 6.8%)) achieved seroprotection for influenza at 35 days after vaccination. When limiting this analysis to

**Table 3** Study B (patients using tofacitinib) primary endpoint: proportion of patients achieving satisfactory\* humoral responses at 35 days after vaccination, by treatment subgroup ('continuous' and 'withdrawn') and stratified by background MTX use

	Tofacitinib 10 mg twice daily		Percentage difference between treatment groups (95% CI)
	Continuous (N=92)	Withdrawn (N=91)	
<b>PPSV-23 vaccine</b>			
Overall, n (%)	69 (75.0)	77 (84.6)	−9.6 (−24.0 to 4.7)
Stratified by MTX use at baseline, n/N (%)			
Yes	36/55 (65.5)	44/55 (80.0)	−14.5 (−33.3 to 5.0)
No	33/37 (89.2)	33/36 (91.7)	−2.5 (−25.2 to 20.0)
<b>Influenza vaccine</b>			
Overall, n (%)	61 (66.3)	58 (63.7)	2.6 (−12.2 to 16.6)
Stratified by MTX use at baseline, n/N (%)			
Yes	38/55 (69.1)	34/55 (61.8)	7.3 (−12.2 to 26.4)
No	23/37 (62.2)	24/36 (66.7)	−4.5 (−27.8 to 17.7)

\*Satisfactory response to pneumococcal vaccine defined as a twofold or more titre increase against six or more of 12 pneumococcal serotypes; satisfactory response to influenza vaccine defined as a fourfold or more titre increase against two or more of three influenza antigens. MTX, methotrexate; PPSV-23, 23-valent pneumococcal polysaccharide vaccine.



**Figure 3** (A) Study B (patients using tofacitinib) pneumococcal serotype-specific titre geometric mean fold rise (GMFR) from vaccination baseline and 95% CI at 35 days after vaccination, by exposure subgroup. (B) Study B (patients using tofacitinib) influenza antibody (haemagglutination inhibition) titre GMFR and 95% CI 35 days after vaccination, by exposure subgroup. <sup>+</sup>Tofacitinib withdrawn group; <sup>++</sup>Tofacitinib continued group. BID, twice daily; DMARD, disease-modifying antirheumatic drug; GMFR, geometric mean fold rise; MTX, methotrexate.

patients lacking baseline seroprotection, similar proportions of patients achieved this outcome in each treatment group with 47 (67.1%) and 52 (76.5%) continuous and withdrawn patients, respectively, achieving seroprotection. Similarly, among patients lacking baseline seroprotection, the proportion achieving

seroprotection by exposure subgroup was 83.3% (20/24 patients) for no DMARD, 72.7% (32/44 patients) for methotrexate monotherapy, 60.7% (17/28 patients) for tofacitinib monotherapy and 71.4% (30/42 patients) for combination tofacitinib/methotrexate therapy.

Evaluation of GMFR responses by antigen also showed similar responses among each exposure subgroup (figure 3B).

## DISCUSSION

We conducted two trials in patients with RA to evaluate the effect of tofacitinib on vaccine responses to PPSV-23 and the trivalent seasonal influenza vaccine. In tofacitinib-naïve patients (study A), subsequent initiation of tofacitinib was associated with diminished responses to PPSV-23, particularly in patients taking concurrent methotrexate. For influenza vaccine responses, a decrease in response was noted only among tofacitinib-treated patients taking background methotrexate, although the proportion of patients achieving satisfactory immune responses was generally similar in all exposure subgroups. In study B, among current tofacitinib users, these data suggested that temporary discontinuation of tofacitinib for vaccination purposes had little impact on the immunogenicity of either vaccine, although small decreases in antipneumococcal titres were observed in patients with continued tofacitinib exposure, particularly those taking background methotrexate. Collectively, these studies suggest that tofacitinib diminished responses to PPSV-23, particularly when used in combination with methotrexate, and that tofacitinib treatment has limited effect on influenza vaccine responses.

These studies were conducted to address clinically relevant vaccination questions in two distinct patient groups: those in whom tofacitinib treatment is being considered and those currently receiving tofacitinib. With regard to PPSV-23 responses, similar trends were observed in both studies, although fewer patients achieved satisfactory PPSV-23 responses in tofacitinib-naïve patients who started tofacitinib (study A). It is possible that the higher RA disease activity present in this study at the time of vaccination contributed to lower overall pneumococcal responses across all exposure subgroups in that study (table 1). Taken together, the two studies suggest that methotrexate and tofacitinib monotherapy result in similar reductions in responsiveness to the PPSV-23 vaccine, and when administered concomitantly, greater decreases in response occur. These trends were evident in both studies when looking at GMFR responses across exposure subgroups. For most serotypes, the greatest GMFR was reported in patients in the no DMARD subgroup, followed by lower and similar responses in the tofacitinib and methotrexate monotherapy subgroups, with the lowest GMFR reported in the combination tofacitinib/methotrexate subgroup.

However, it is important to note that in both studies, the majority of patients in all exposure subgroups reached the primary outcome measure and achieved satisfactory humoral responses to PPSV-23. The important exception was for patients in study A starting tofacitinib with background methotrexate: only 31.6% developed satisfactory responses to PPSV-23. Data from study A suggest that to maximise PPSV-23 responsiveness, clinicians should vaccinate prior to tofacitinib or methotrexate treatment, if possible. Data from study B, however, suggest relatively less diminishment in responses associated with tofacitinib such that temporary drug discontinuation in order to vaccinate would be of little benefit. It is possible that delaying tofacitinib resumption for a longer time period after vaccination could have promoted greater vaccine responses.

For influenza vaccination, similar proportions of patients in each study reached the primary outcome measure of satisfactory immune responses, irrespective of treatment group or exposure subgroup. Although in study A a decrease in response was noted for patients using tofacitinib and concomitant methotrexate, only 50.9% reached the primary

endpoint compared with 67.4% in the no DMARD subgroup. Trends in GMFR decrease were also noted among the exposure subgroups using either drug (or both) compared with no DMARD. However, in study B, no consistent effects were noted in relation to treatment groups or exposure subgroups; both primary and secondary outcomes were unaffected by tofacitinib or methotrexate monotherapy or in combination. Taken collectively, these studies suggest that similar proportions of patients respond favourably to seasonal influenza vaccination regardless of methotrexate or tofacitinib exposure, and that vaccination could be undertaken yearly (as recommended) regardless of such therapy.

The impact of biologic and non-biologic DMARDs upon influenza and PPSV-23 immune responses in patients with RA is an important topic, and many studies have been reported. For non-biologic DMARDs, the effect of methotrexate on immunisation responses is best studied, and for PPSV-23, its negative effects are well documented.<sup>25</sup> Data are varied for anti-tumour necrosis factor (anti-TNF) therapy and PPSV-23 immunogenicity: some studies have reported a decrease, whereas others suggest little or no effect.<sup>26 27</sup>

A recent study evaluating tocilizumab in patients with RA demonstrated no effect on PPSV-23 response.<sup>28</sup> Rituximab, however, severely diminishes humoral immune responses to PPSV-23, likely due to the drug's effects on B lymphocytes and the humoral immune response.<sup>26</sup> Lastly, most patients vaccinated with PPSV-23 following abatacept exposure mount protective responses; however, similar to our data with tofacitinib, abatacept has been associated with decreased serotype-specific GMFR.<sup>27</sup>

For influenza vaccine, similar studies with DMARDs have been conducted.<sup>29 30</sup> Most studies on methotrexate showed mild or few negative effects on influenza vaccine immunogenicity. Similarly, most studies with anti-TNF therapy suggest such therapy did not hinder response to influenza vaccine, and a recent study with tocilizumab also suggested no negative effects.<sup>13 31 32</sup> This is contrary to literature published for rituximab, where treatment severely reduced humoral responses to the influenza vaccine.<sup>26 33–35</sup> Patients receiving abatacept had reduced responses to monovalent pandemic influenza vaccine (trivalent vaccine was not evaluated) compared with those receiving methotrexate.<sup>36</sup> While influenza responses are one indicator of responses to protein antigens, in controlled studies that have evaluated responses to tetanus toxoid, methotrexate alone leads to considerable reduction in responses to this protein antigen, an effect that did not significantly differ in combination with the addition of either rituximab or tocilizumab.<sup>26 37</sup>

The tofacitinib studies presented herein were not designed to investigate the mechanism of action by which tofacitinib or methotrexate modulates T-cell-dependent or independent humoral responses. While methotrexate is well documented to interfere with the T-cell-independent humoral response to PPSV-23, the mechanism by which this occurs is poorly described.<sup>25</sup> The JAK-signal transducer and activator of transcription pathway is important for both innate and adaptive immunity,<sup>38</sup> and tofacitinib modulates signalling of cytokines involved with humoral immunity. While a potential mechanism for diminished humoral vaccine responses is not clear, it is conceivable that interferon-driven T-cell and B-cell development is impaired after vaccination, or that tofacitinib might inhibit signalling by interleukin (IL)-6 and IL-21, which are known to stimulate B cells to differentiate into antibody-producing cells.<sup>39</sup> Most recently, tofacitinib has been shown to reduce B cell activation and IgG production.<sup>40</sup>

Current literature suggests that rheumatologists do not routinely address the need for vaccination prior to starting therapy

with biologic DMARDs, and for the most part, recommended vaccines are used infrequently among patients with RA.<sup>41–43</sup> While our study addressed two of the most important recommended vaccines, it should be noted that a newly available protein-conjugate vaccine for pneumococcus is recommended for patients with RA in the USA and other regions.<sup>44 45</sup> The pneumococcal conjugate vaccine (PCV-13) provides protection against 13 serotypes, 12 of which are contained within the PPSV-23 vaccine. Early data suggest that a strategy of using PCV-13 prior to PPSV-23 might improve the immunogenicity of PPSV-23.<sup>45 46</sup> Such a strategy deserves study in patients with RA.

In summary, we conducted two studies to evaluate the optimal timing of PPSV-23 and influenza vaccination in relation to tofacitinib use. Among patients newly starting tofacitinib, our results highlight that tofacitinib can diminish PPSV-23 immunogenicity to a similar extent as methotrexate, particularly when these two DMARDs are used concomitantly, while influenza responses are affected minimally. Consequently, clinicians should consider offering PPSV-23 prior to starting either of these therapies. Once patients are already using tofacitinib, our results suggest that temporary discontinuation of tofacitinib has little effect upon responses to either vaccine, and that the majority of patients will mount satisfactory responses to either vaccine.

#### Author affiliations

<sup>1</sup>Division of Infectious Diseases, Oregon Health and Science University, Portland, Oregon, USA

<sup>2</sup>Department of Internal Medicine and Rheumatology, Healthpoint Medical Group, Tampa, Florida, USA

<sup>3</sup>Department of Rheumatology, Osteo-Medic s.c, Bialystok, Poland

<sup>4</sup>Department of Rheumatology, Bluegrass Community Research Inc., Lexington, Kentucky, USA

<sup>5</sup>Department of Internal Medicine, Seoul National University, Seoul, South Korea

<sup>6</sup>Department of Rheumatology and Clinical Immunology, Poznan University of Medical Sciences, Poznan, Poland

<sup>7</sup>Rheumatology Department, Hospital Clinico Universitario, Santiago de Compostela, Spain

<sup>8</sup>Department of Clinical Sciences, Pfizer Inc, Groton, Connecticut, USA

<sup>9</sup>Department of Inflammation, Pfizer Inc, New York, New York, USA

<sup>10</sup>Pfizer Inc, Shanghai, China

<sup>11</sup>Division of Rheumatology, Department of Medicine, Johns Hopkins University, Baltimore, Maryland, USA

**Acknowledgements** We wish to thank the patients, the investigators and study staff who were involved in these studies, as well as Jennifer Ku (Oregon Health and Science University) for administrative support and Richard Riese (Pfizer Inc) for contributions to earlier drafts of the manuscript. Editorial support was provided by Anne Marie Reid, PhD, of Complete Medical Communications, and funded by Pfizer Inc.

**Contributors** All authors meet the criteria for authorship as stipulated in the guidelines of the Recommendations for the Conduct, Reporting, Editing and Publication of Scholarly Work in Medical Journals (ICMJE Recommendations).

**Funding** These studies were sponsored by Pfizer Inc.

**Competing interests** KLW, JN, PH and JG-R: Research grants and consultancy fees from Pfizer Inc. JS: Research grants and speaking fees from Pfizer Inc. EBL and COB III: Consultants for Pfizer Inc. KS, CM, BW, JH, HF and TW: Shareholders and employees of Pfizer Inc. AR: No interests to disclose.

**Ethics approval** For both studies, the final protocols, amendments and consent documentations were reviewed and approved by the institutional review board/ethics committee for each participating centre. Studies were conducted in compliance with the Declaration of Helsinki, International Conference on Harmonisation Good Clinical Practice guidelines and local country regulations. All patients provided written informed consent.

**Provenance and peer review** Not commissioned; externally peer reviewed.

**Open Access** This is an Open Access article distributed in accordance with the terms of the Creative Commons Attribution (CC BY 4.0) license, which permits others to distribute, remix, adapt and build upon this work, for commercial use, provided the original work is properly cited. See: <http://creativecommons.org/licenses/by/4.0/>

#### REFERENCES

- Doran MF, Crowson CS, Pond GR, *et al.* Frequency of infection in patients with rheumatoid arthritis compared with controls: a population-based study. *Arthritis Rheum* 2002;46:2287–93.
- Listing J, Gerhold K, Zink A. The risk of infections associated with rheumatoid arthritis, with its comorbidity and treatment. *Rheumatology (Oxford)* 2013;52:53–61.
- Michaud K, Wolfe F. Comorbidities in rheumatoid arthritis. *Best Pract Res Clin Rheumatol* 2007;21:885–906.
- Widdfield J, Bernatsky S, Paterson JM, *et al.* Serious infections in a population-based cohort of 86,039 seniors with rheumatoid arthritis. *Arthritis Care Res (Hoboken)* 2013;65:353–61.
- Au K, Reed G, Curtis JR, *et al.* High disease activity is associated with an increased risk of infection in patients with rheumatoid arthritis. *Ann Rheum Dis* 2011;70:785–91.
- Bongartz T, Sutton AJ, Sweeting MJ, *et al.* Anti-TNF antibody therapy in rheumatoid arthritis and the risk of serious infections and malignancies: systematic review and meta-analysis of rare harmful effects in randomized controlled trials. *JAMA* 2006;295:2275–85.
- Curtis JR, Patkar N, Xie A, *et al.* Risk of serious bacterial infections among rheumatoid arthritis patients exposed to tumor necrosis factor alpha antagonists. *Arthritis Rheum* 2007;56:1125–33.
- Salliot C, Dougados M, Gossec L. Risk of serious infections during rituximab, abatacept and anakinra treatments for rheumatoid arthritis: meta-analyses of randomised placebo-controlled trials. *Ann Rheum Dis* 2009;68:25–32.
- Strangfeld A, Listing J, Herzer P, *et al.* Risk of herpes zoster in patients with rheumatoid arthritis treated with anti-TNF-alpha agents. *JAMA* 2009;301:737–44.
- Winthrop KL. Serious infections with antirheumatic therapy: are biologicals worse? *Ann Rheum Dis* 2006;65(Suppl 3):iii54–7.
- Singh JA, Furst DE, Bharat A, *et al.* 2012 update of the 2008 American College of Rheumatology recommendations for the use of disease-modifying antirheumatic drugs and biologic agents in the treatment of rheumatoid arthritis. *Arthritis Care Res (Hoboken)* 2012;64:625–39.
- van Assen S, Elkayam O, Agmon-Levin N, *et al.* Vaccination in adult patients with auto-immune inflammatory rheumatic diseases: a systematic literature review for the European League Against Rheumatism evidence-based recommendations for vaccination in adult patients with auto-immune inflammatory rheumatic diseases. *Autoimmun Rev* 2011;10:341–52.
- van Assen S, Agmon-Levin N, Elkayam O, *et al.* EULAR recommendations for vaccination in adult patients with autoimmune inflammatory rheumatic diseases. *Ann Rheum Dis* 2011;70:414–22.
- Burmester GR, Blanco R, Charles-Schoeman C, *et al.* Tofacitinib (CP-690,550) in combination with methotrexate in patients with active rheumatoid arthritis with an inadequate response to tumour necrosis factor inhibitors: a randomised phase 3 trial. *Lancet* 2013;381:451–60.
- Fleischmann R, Kremer J, Cush J, *et al.* Placebo-controlled trial of tofacitinib monotherapy in rheumatoid arthritis. *N Engl J Med* 2012;367:495–507.
- Kremer J, Li ZG, Hall S, *et al.* Tofacitinib in Combination with Nonbiologic DMARDs in Patients with Active Rheumatoid Arthritis: A Randomized Trial. *Ann Intern Med* 2013;159:253–61.
- Lee EB, Fleischmann R, Hall S, *et al.* Tofacitinib versus Methotrexate in Rheumatoid Arthritis. *N Engl J Med* 2014;370:2377–86.
- van der Heijde D, Tanaka Y, Fleischmann R, *et al.* Tofacitinib (CP-690,550) in patients with rheumatoid arthritis receiving methotrexate: twelve-month data from a twenty-four-month phase III randomized radiographic study. *Arthritis Rheum* 2013;65:559–70.
- van Vollenhoven RF, Fleischmann R, Cohen S, *et al.* Tofacitinib or adalimumab versus placebo in rheumatoid arthritis. *N Engl J Med* 2012;367:508–19.
- Arnett FC, Edworthy SM, Bloch DA, *et al.* The American Rheumatism Association 1987 revised criteria for the classification of rheumatoid arthritis. *Arthritis Rheum* 1988;31:315–24.
- de Jong JC, Palache AM, Beyer WE, *et al.* Haemagglutination-inhibiting antibody to influenza virus. *Dev Biol (Basel)* 2003;115:63–73.
- Coudeville L, Bailleux F, Riche B, *et al.* Relationship between haemagglutination-inhibiting antibody titres and clinical protection against influenza: development and application of a Bayesian random-effects model. *BMC Med Res Methodol* 2010;10:18.
- Hobson D, Curry RL, Beare AS, *et al.* The role of serum haemagglutination-inhibiting antibody in protection against challenge infection with influenza A2 and B viruses. *J Hyg (Lond)* 1972;70:767–77.
- Santner TJ, Snell MK. Small-Sample Confidence Intervals for p1-p2 and p1/p2 in Contingency Tables. *J Am Stat Assoc* 1980;75:386–94.
- Kapetanovic MC, Saxne T, Sjöholm A, *et al.* Influence of methotrexate, TNF blockers and prednisolone on antibody responses to pneumococcal polysaccharide vaccine in patients with rheumatoid arthritis. *Rheumatology (Oxford)* 2006;45:106–11.



- 26 Bingham CO III, Looney RJ, Deodhar A, *et al.* Immunization responses in rheumatoid arthritis patients treated with rituximab: results from a controlled clinical trial. *Arthritis Rheum* 2010;62:64–74.
- 27 Tay L, Leon F, Vratsanos G, *et al.* Vaccination response to tetanus toxoid and 23-valent pneumococcal vaccines following administration of a single dose of abatacept: a randomized, open-label, parallel group study in healthy subjects. *Arthritis Res Ther* 2007;9:R38.
- 28 Mori S, Ueki Y, Akeda Y, *et al.* Pneumococcal polysaccharide vaccination in rheumatoid arthritis patients receiving tocilizumab therapy. *Ann Rheum Dis* 2013;72:1362–6.
- 29 Hua C, Barnetche T, Combe B, *et al.* Effect of methotrexate, anti-TNFalpha and rituximab on the immune response to influenza and pneumococcal vaccines in patients with rheumatoid arthritis: a systematic review and meta-analysis. *Arthritis Care Res (Hoboken)* 2014;66:1016–26.
- 30 Kogure T, Harada N, Tatsumi T, *et al.* Investigation of clinical characteristics as predictive factors for the humoral immune response to the influenza vaccine in patients with rheumatoid arthritis. *Clin Rheumatol* 2014;33:323–8.
- 31 Mori S, Ueki Y, Hirakata N, *et al.* Impact of tocilizumab therapy on antibody response to influenza vaccine in patients with rheumatoid arthritis. *Ann Rheum Dis* 2012;71:2006–10.
- 32 Elkayam O, Bashkin A, Mandelboim M, *et al.* The effect of infliximab and timing of vaccination on the humoral response to influenza vaccination in patients with rheumatoid arthritis and ankylosing spondylitis. *Semin Arthritis Rheum* 2010;39:442–7.
- 33 van Assen S, Holvast A, Benne CA, *et al.* Humoral responses after influenza vaccination are severely reduced in patients with rheumatoid arthritis treated with rituximab. *Arthritis Rheum* 2010;62:75–81.
- 34 Eisenberg RA, Jawad AF, Boyer J, *et al.* Rituximab-treated patients have a poor response to influenza vaccination. *J Clin Immunol* 2013;33:388–96.
- 35 Oren S, Mandelboim M, Braun-Moscovici Y, *et al.* Vaccination against influenza in patients with rheumatoid arthritis: the effect of rituximab on the humoral response. *Ann Rheum Dis* 2008;67:937–41.
- 36 Ribeiro AC, Laurindo IM, Guedes LK, *et al.* Abatacept and reduced immune response to pandemic 2009 influenza A/H1N1 vaccination in patients with rheumatoid arthritis. *Arthritis Care Res (Hoboken)* 2013;65:476–80.
- 37 Bingham CO III, Rizzo W, Kivitz A, *et al.* Humoral immune response to vaccines in patients with rheumatoid arthritis treated with tocilizumab: results of a randomised controlled trial (VISARA). *Ann Rheum Dis* 2015;74:818–22.
- 38 O’Shea JJ. Targeting the Jak/STAT pathway for immunosuppression. *Ann Rheum Dis* 2004;63(Suppl 2):ii67–71.
- 39 Diehl SA, Schmidlin H, Nagasawa M, *et al.* IL-6 triggers IL-21 production by human CD4+ T cells to drive STAT3-dependent plasma cell differentiation in B cells. *Immunol Cell Biol* 2012;90:802–11.
- 40 Wang SP, Iwata S, Nakayama S, *et al.* Tofacitinib, a JAK inhibitor, inhibits human B cell activation in vitro. *Ann Rheum Dis* 2014;73:2213–15.
- 41 Dougados M, Soubrier M, Antunez A, *et al.* Prevalence of comorbidities in rheumatoid arthritis and evaluation of their monitoring: results of an international, cross-sectional study (COMORA). *Ann Rheum Dis* 2014;73:62–8.
- 42 Curtis JR, Arora T, Narongroeknawin P, *et al.* The delivery of evidence-based preventive care for older Americans with arthritis. *Arthritis Res Ther* 2010; 12:R144.
- 43 Sowden E, Mitchell WS. An audit of influenza and pneumococcal vaccination in rheumatology outpatients. *BMC Musculoskelet Disord* 2007;8:58.
- 44 American Academy of Family Physicians. ACIP Expands PCV13 Immunization Recommendations, But Makes No Flu Vaccine Changes: Prevnar 13 Now Recommended for Some Immunocompromised Adults. <http://www.aafp.org/news-now/health-of-the-public/20120626juneacipmtg.html> (accessed 19 Nov 2013).
- 45 Centers for Disease Control and Prevention (CDC). Use of 13-valent pneumococcal conjugate vaccine and 23-valent pneumococcal polysaccharide vaccine for adults with immunocompromising conditions: recommendations of the Advisory Committee on Immunization Practices (ACIP). *MMWR Morb Mortal Wkly Rep* 2012;61:816–19.
- 46 Paradiso PR. Pneumococcal conjugate vaccine for adults: a new paradigm. *Clin Infect Dis* 2012;55:259–64.