



Phosphorus mobilizing consortium Mammoth PTM enhances plant growth

Peter Baas¹, Colin Bell¹, Lauren M. Mancini¹, Melanie N. Lee¹, Richard T. Conant² and Matthew D. Wallenstein²

¹ Growcentia, Inc., Fort Collins, CO, United States

² Natural Resource Ecology Laboratory, Colorado State University, Fort Collins, CO, United States

ABSTRACT

Phosphorus (P) is a critical nutrient used to maximize plant growth and yield. Current agriculture management practices commonly experience low plant P use efficiency due to natural chemical sorption and transformations when P fertilizer is applied to soils. A perplexing challenge facing agriculture production is finding sustainable solutions to deliver P more efficiently to plants. Using prescribed applications of specific soil microbial assemblages to mobilize soil bound—P to improve crop nutrient uptake and productivity has rarely been employed. We investigated whether inoculation of soils with a bacterial consortium developed to mobilize soil P, named Mammoth PTM, could increase plant productivity. In turf, herbs, and fruits, the combination of conventional inorganic fertilizer combined with Mammoth PTM increased productivity up to twofold compared to the fertilizer treatments without the Mammoth PTM inoculant. Jalapeño plants were found to bloom more rapidly when treated with either Mammoth P. In wheat trials, we found that Mammoth PTM by itself was able to deliver yields equivalent to those achieved with conventional inorganic fertilizer applications and improved productivity more than another biostimulant product. Results from this study indicate the substantial potential of Mammoth PTM to enhance plant growth and crop productivity.

Subjects Agricultural Science, Ecology, Environmental Sciences, Soil Science

Keywords Phosphorus mobilization, Bacteria, Tomato, Jalapeño, Herbs, Turf grass, Wheat

INTRODUCTION

In the 1960s the “Green Revolution” averted a potentially catastrophic lack of food production in the developing world (*Khush, 2001; Lam, 2011*) allowing the global population to double while still meeting food demands (*Lam, 2011; Tilman, 1998*). Most of the agricultural gains over the last fifty years have been accomplished through a combination of management approaches such as irrigation, plant genetic manipulation and breeding efforts, and a surge in nitrogen and phosphorus fertilizer usage (*Conant, Berdanier & Grace, 2013; Lam, 2011*). However, current agriculture production is insufficient to provide enough food for the growing global population through the mid-21st century (*Abelson, 1999; Ray et al., 2013*).

Phosphorus (P) is a finite resource with substantial resources found in only 10 countries (*Cordell, 2010; Jasinski, 2013*); and peak global phosphorus availability could occur in less than three decades (*Craswell et al., 2010; Steen, 1998*). Phosphorus is a critical nutrient used

Submitted 31 December 2015

Accepted 18 May 2016

Published 14 June 2016

Corresponding author

Peter Baas, peter@growcentia.com

Academic editor

Yu Liu

Additional Information and
Declarations can be found on
page 12

DOI 10.7717/peerj.2121

© Copyright
2016 Baas et al.

Distributed under
Creative Commons CC-BY 4.0

OPEN ACCESS

to maximize plant growth and yield. Thus, reductions in the supply of P fertilizers could severely diminish crop yields. One solution for mitigating the threat of this diminishing resource is to develop sustainable technologies to improve P use efficiently for plant uptake.

An equally perplexing challenge facing agriculture production is finding solutions to efficiently deliver P to plants (*MacDonald et al., 2011*). Current agriculture management practices commonly experience low plant nutrient use efficiency due to natural chemical sorption and transformations when fertilizer is applied to soils. For example, up to 90% of P fertilizer applied to soil is made unavailable to plants because it binds to Ca, Al and Fe-bearing soil mineral surfaces or is lost from the ecosystem by leaching (*Doolette & Smernik, 2011; Randriamanantsoa et al., 2013*). Soils with a large capacity to bind P are especially concerning because P delivery to plants requires more inputs relative to the P outputs in harvested crops (*MacDonald et al., 2011*), resulting in extremely low agricultural phosphorus use efficiency.

Soil bacteria can strongly influence the amount of soil P that is plant-available by solubilizing the mineral-associated P (*Malboobi et al., 2009; Osorio & Habte, 2014; Tawaraya, Naito & Wagatsuma, 2006*) and increasing plant P uptake by stimulating plant root growth (*Bal et al., 2013; Penrose & Glick, 2003; Rashid, Charles & Glick, 2012*). They achieve this by releasing metabolites including organic acids and high-affinity iron chelating siderophores which solubilize mineral-bound P (*Richardson et al., 2009; Shropshire & Bordenstein, 2016*) and by exuding plant hormones such as auxin (*Spaepen, 2015*). Since there are multiple mechanisms by which microbes can solubilize P, microbial consortia (multiple species) may be more effective than single species isolates because no single strain is likely to be optimized for the many various mechanisms that drive this process. Previous studies have shown that a consortium of P-mobilizing bacteria are more effective at making P available than the individual member species (P Baas et al., 2016, unpublished data) and a few other studies have provided evidence for synergistic effects between multiple microbial species (*Kim, Jordan & McDonald, 1997; Tarafdar & Marschner, 1995*). Might a consortium of P-mobilizing bacteria improve processes like plant emergence, blooming, and productivity?

The use of microbial biostimulants offers the promise of improved microorganism activities to enhance plant growth (*Richardson & Simpson, 2011*). One of these products, Mammoth PTM (Growcentia, Fort Collins, CO, USA), is comprised of a novel microbial consortium selected for its superior capacity to solubilize soil P. In this study, we tested the effect of Mammoth PTM to increase plant emergence, blooming, and productivity for a variety of plant species. Our objective was to test the efficacy of this microbial biostimulant to enhance plant growth across a wide variety of crops, including: wheat, herbs, fruits and turf grass. We predicted that the addition of a consortia of microbes found in Mammoth PTM would increase plant productivity, whereas the greatest effect would occur when the plant is both fertilized and inoculated with Mammoth PTM. We further predicted that secondary metabolites produced by the microbes—but in the absence of active microbes—could have a positive effect on plant performance.

Table 1 The relative proportions (%) of the top four species representing >95% of all operationally defined units (OTU).

Family	Genus/species	Abundance (%)
Enterobacteriaceae	<i>Citrobacter freundii</i>	35 ± 4
Enterobacteriaceae	<i>Enterobacter cloacae</i>	17 ± 2
Pseudomonadaceae	<i>Pseudomonas putida</i>	38 ± 6
Comamonaceae	<i>Comamonas testosteroni</i>	6 ± 2
Total		96 ± 1

MATERIALS AND METHODS

The inoculum

We tested the effect of the Mammoth PTM on plant growth, flowering, and fruit productivity. Mammoth PTM is comprised of a consortium of four bacterial taxa (*Enterobacter cloacae*, *Citrobacter freundii*, *Pseudomonas putida* and *Comamonas testosteroni*; Table 1) by a proprietary method that selected for the ability to mobilize bound P. Mammoth PTM is a liquid culture that we applied directly to the soil. Bacterial cultures were grown in a proprietary, P-limiting media (C:N:P:K = 1:2:108:29; Growcentia Inc., Fort Collins, CO, USA) for three days reaching at least 10⁸ colony forming units (CFU) ml⁻¹ (Black, 2008). The specific bacterial species were determined using the streak plating technique, amplified with a 16S 15f/1492f primer set and Sanger sequenced at the Proteomics and Metabolomics Facility at Colorado State University (Black, 2008).

Experimental design

Plant productivity was assessed in multiple greenhouse trials for hard red winter wheat (*Triticum aestivum*), fescue turf grass (*Festuca arundinacea*; Kentucky 31 variety), jalapeño (*Capsicum annuum*; early jalapeño variety), cherry tomato (*Solanum lycopersicum*; Sweetie variety) and basil (*Ocimum basilicum*; Italian Genovese variety). We tested plant performance with fertilizer, Mammoth PTM, metabolites produced by the Mammoth PTM consortium, and interactions among the treatments. Treatments varied and included some or all of the following seven: (1) P-limiting media (media control); (2) inoculation with Mammoth PTM; (3) Mammoth PTM metabolites; (4) fertilizer only; (5) Mammoth PTM plus fertilizer; (6) Mammoth PTM metabolites plus fertilizer and (7) water. Mammoth PTM metabolites were collected by filtering culture through a 0.2-micron filter. Fertilization rates were conducted following manufacturer's recommendations. Plants in the greenhouse were watered daily and the temperature was 22 ± 2.5 °C with supplemental growth lights running a total of 16 h a day. We used a Completely Randomized Design (CRD) to assign specific plants to treatments.

We used two varieties of red hard winter wheat (Byrd and Hatcher) and two types of soil from (1) the Agricultural Research Development & Education Center (ARDEC) and (2) Waverly, a 130 ha Colorado State University managed property located north of Fort Collins, Colorado (40°42'54"N, 105°50'53"W). The wheat was vernalized for 6 weeks at 7 °C and the seedlings were subsequently planted into planter trays. After two

weeks the plants were transplanted to a 3.8 L pot containing the same Waverly and sand mixture or ARDEC and sand mixture. The pots were filled with 2 mm sieved Waverly soil or 4 mm sieved ARDEC soil mixed (1:1) with washed sand. Plants were treated with either Mammoth PTM, Mammoth PTM metabolites, Hoagland's solution or water at the initial planting of the seedlings (1 mL pot⁻¹), at transplant (5 mL pot⁻¹) and a third time 2 weeks after transplanting (5 mL pot⁻¹). To assess the efficacy of Mammoth PTM compared to another biostimulant currently on the market we also included a treatment of Accomplish LM (Agricen Inc., Loveland, CO, USA). After two months the plants were harvested for aboveground biomass. Plant material was dried at 65 °C until at constant weight to determine total plant dry biomass.

Fescue turf grass was planted in a Waverly-sand mixture in planting trays (0.7 L & 1.4 L). We tested the seven treatments described above excluding the P-limiting media treatment. Mammoth PTM inoculation was done at planting with 30 mL per .56 g of seed. The fertilizer treatment was done at planting using the slow-release fertilizer formulation Scotts Turf Starter following the manufacturer's recommendations (The Scotts Company LLC, Marysville, OH, USA). After two months the aboveground biomass was collected, dried at 65 °C and weighted for aboveground productivity.

The herb and fruit experiments were conducted using 4 mm sieved soil from the Agricultural Research Development & Education Center (ARDEC) mixed 1:1 with Fafard 4P potting soil (Sun Gro Horticulture Inc., Agawam, MA, USA). First we planted cherry tomato, basil, and jalapeño seeds in 30 ml of soil mixture using a planter tray. After 7 weeks from planting all seedlings were transplanted to a 1 L pot and after 3 months from planting the cherry tomatoes were transplanted to a 7.6 L pot. To provide a baseline level of nutrient availability, all plants were fertilized weekly for the first month after transplanting using half the recommended level of fertilization with Jack's classic 20:20:20 fertilizer (125 mg L⁻¹) and weekly (i.e., tomato) or twice monthly applications (i.e., basil and jalapeño) with 100 mg L⁻¹ N 15-5-15 Technigro (Sun Gro Horticulture Inc., Agawam, MA, USA). These fertilization regimes represent a minimal basal level of fertilization ([Heeb et al., 2005](#)). The jalapeño and basil plants designated to receive inoculum were inoculated at planting, after 1, 1.5, 2, and 3 months in addition to immediately after transplanting. The cherry tomato plants were inoculated with Mammoth PTM after planting, transplanting and 1, 1.5, and 3 months. The treatment volume was 2 mL pot⁻¹ (planter) and 5 mL pot⁻¹ (1 L and 7.6 L pot). The fertilized treatments received the slow release formulation Miracle Gro Shake 'n Feed[®] (The Scotts Company LLC, Marysville, OH, USA), as recommended, at planting and after 5 months. Basil plants were cut back to the top four starter leaves to prevent flowering and, thus, maximize leaf productivity. Fresh weight of basil leaves collected was used to determine yield. Jalapeno buds and blooms were counted twice monthly and jalapeno peppers were harvested when 5 cm was reached or the pepper had turned red. Fresh weight of peppers was used to determine yield. After 6 months we harvested the remaining peppers and basil leaves and determined a terminal yield by fresh weight of harvest. For cherry tomato plants, we determined the number of buds, blooms and red tomatoes twice monthly for 4 months after planting.

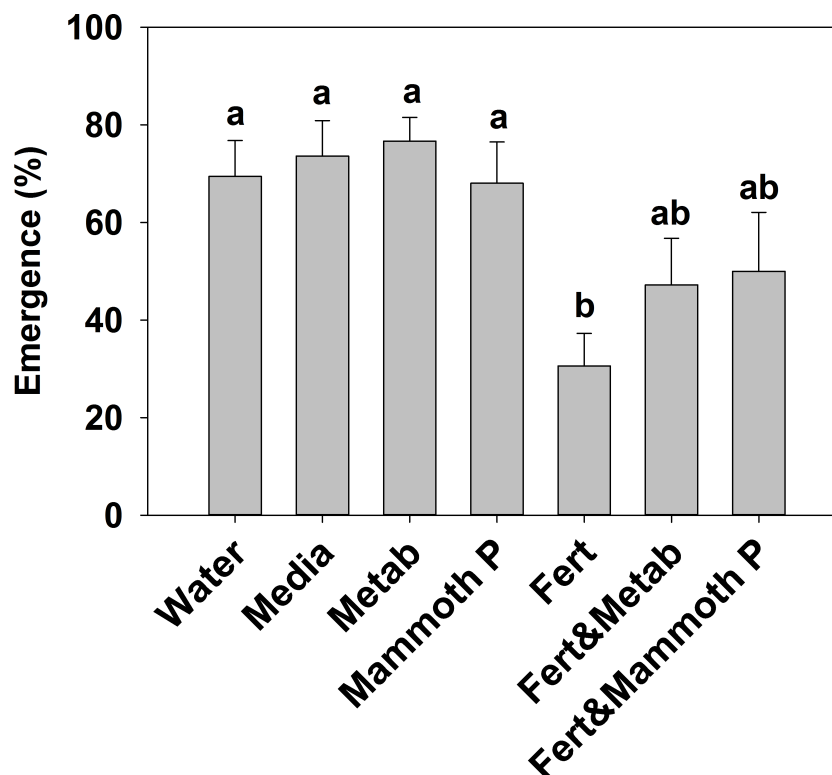


Figure 1 Plant emergence for basil, broccoli, jalapeño, marigold flowers and tomatoes (brandy wine and cherry varieties). Different letters indicate significant differences. Water, the water control; Metab, culture metabolites; Fert, fertilized with Hoagland's solution; Mammoth P, inoculated with Mammoth P.

Statistics and calculations

We determined treatment differences using analysis of variance analyses (ANOVA) with multiple comparisons using Tukey tests. The vegetable data were analyzed using a repeated measures approach with orthogonal contrasts to determine treatment differences. Data was tested for normality using Q-Q plots and if proven non-normal, were log transformed. Significant differences indicate $p < 0.05$ unless stated otherwise. All statistics were conducted in SAS JMP 11.0.

RESULTS

Plant emergence and bloom development

The addition of a slow release fertilizer significantly reduced plant emergence by 55–50% compared to the Mammoth PTM, metabolite, media, and water treatment (Fig. 1). The proportional increases in emergence of the fertilizer plus Mammoth PTM ($+89 \pm 44\%$) and the fertilizer plus metabolite ($+108 \pm 70\%$) treatments compared to the fertilizer-only treatment were significantly greater than zero ($p < 0.001$).

Jalapeño plants showed that the time to develop blooms was significantly lower for the Mammoth PTM (9%), metabolite (14%), and Mammoth PTM plus fertilizer (16%) treatments compared to the fertilizer only treatment (Fig. 2). Additionally, the fertilized treatment showed no accelerated bloom development compared to the control or media

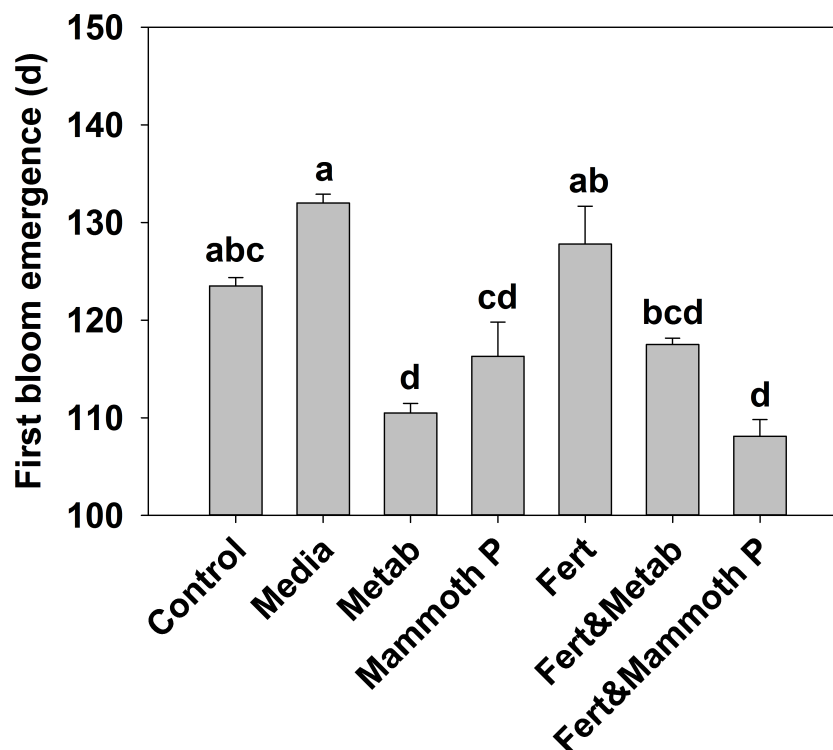


Figure 2 Time for the development of the first bloom in jalapeño plants. Different letters indicate significant differences. Control, water control; Metab, culture metabolites; Fert, fertilized with Scotts Turf Starter; Mammoth P, inoculated with Mammoth P.

control treatments. Combining Mammoth PTM with a fertilizer significantly reduced the time to first bloom while the metabolite treatment with fertilizer did not show a reduced time to first bloom.

Plant productivity

Plant productivity was generally significantly greater if Mammoth PTM was applied compared to the fertilizer only treatments. The greatest improvements in productivity compared to the fertilized treatment were found for the Mammoth PTM plus fertilizer treatments, with increased productivity of up to 91%. Additionally, Mammoth PTM metabolites plus fertilizer treatments often had positive effects on productivity similar to the Mammoth P plus fertilizer treatment.

Hard red winter wheat productivity (Fig. 3) for the fertilized, metabolites, and Mammoth PTM treatments ranged from 0.77 to 1.4 g plant⁻¹ and the increase in productivity from the mean water control was greatest in the Mammoth PTM treatment (41 ± 6%) followed by the fertilized (23 ± 9%) and the metabolite treatment (16 ± 7%). Overall, the Mammoth PTM treatment was significantly greater than the water control and in the ARDEC soil type the metabolite treatment exhibited greater productivity. Compared to another biostimulant product, Accomplish LMTM, Mammoth PTM improved productivity significantly more in Waverly soil and, for the Byrd variety, in ARDEC soil (Fig. 4). No differences in productivity improvement were found between the two products for the Hatcher variety in ARDEC soil.

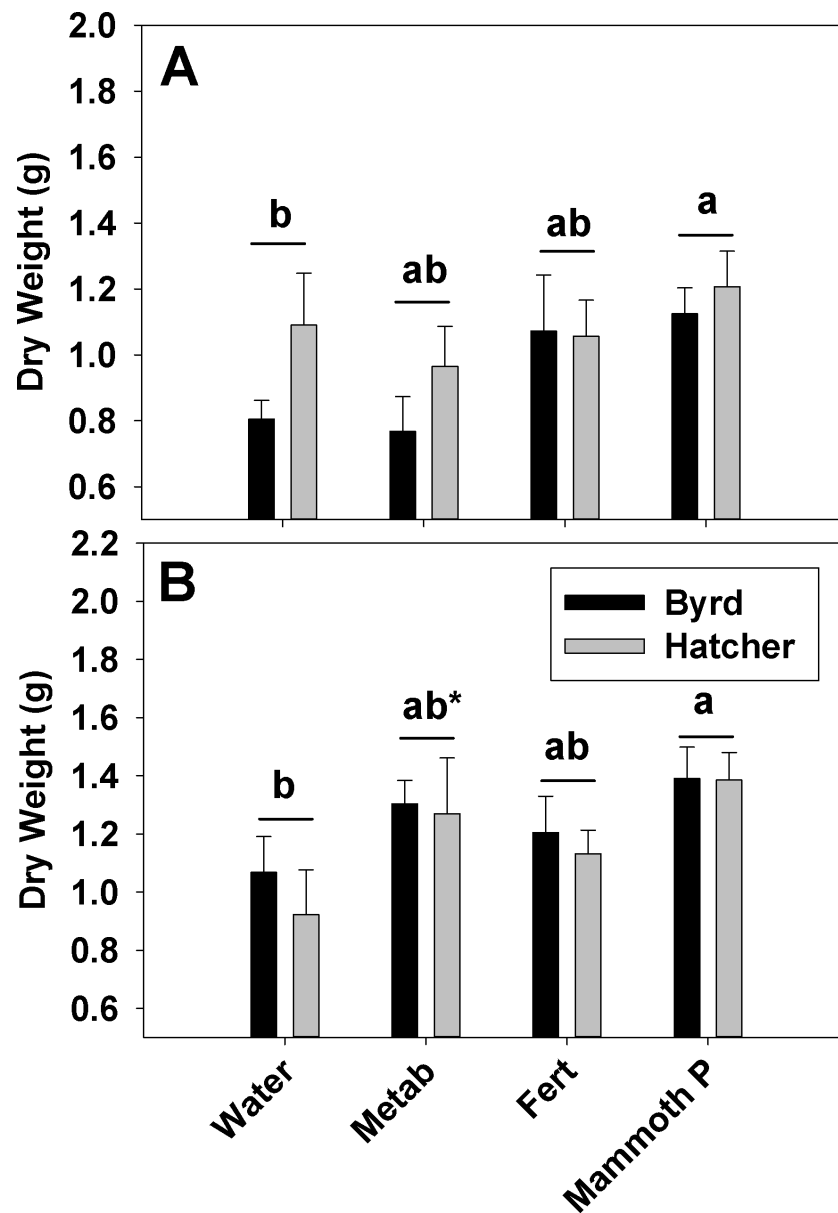


Figure 3 Red hard winter wheat aboveground biomass after a two months growth period.

Aboveground biomass data is shown for the Waverly (A) and ARDEC (B) soil types. Different letters indicate significant differences. Water, the water control; Metab, culture metabolites; Fert, fertilized with Hoagland's solution; Mammoth P, inoculated with Mammoth P. *different from the water control at $p = 0.06$.

Fescue turf grass productivity (Fig. 5) was greatest when Mammoth PTM or its metabolites were combined with fertilization with productivity being 74–91% greater than traditional fertilization practices. The fertilizer plus Mammoth PTM and fertilizer plus metabolite treatments were significantly greater than both the water control ($p = 0.9$ for metabolite & fertilizer) and the fertilized treatment.

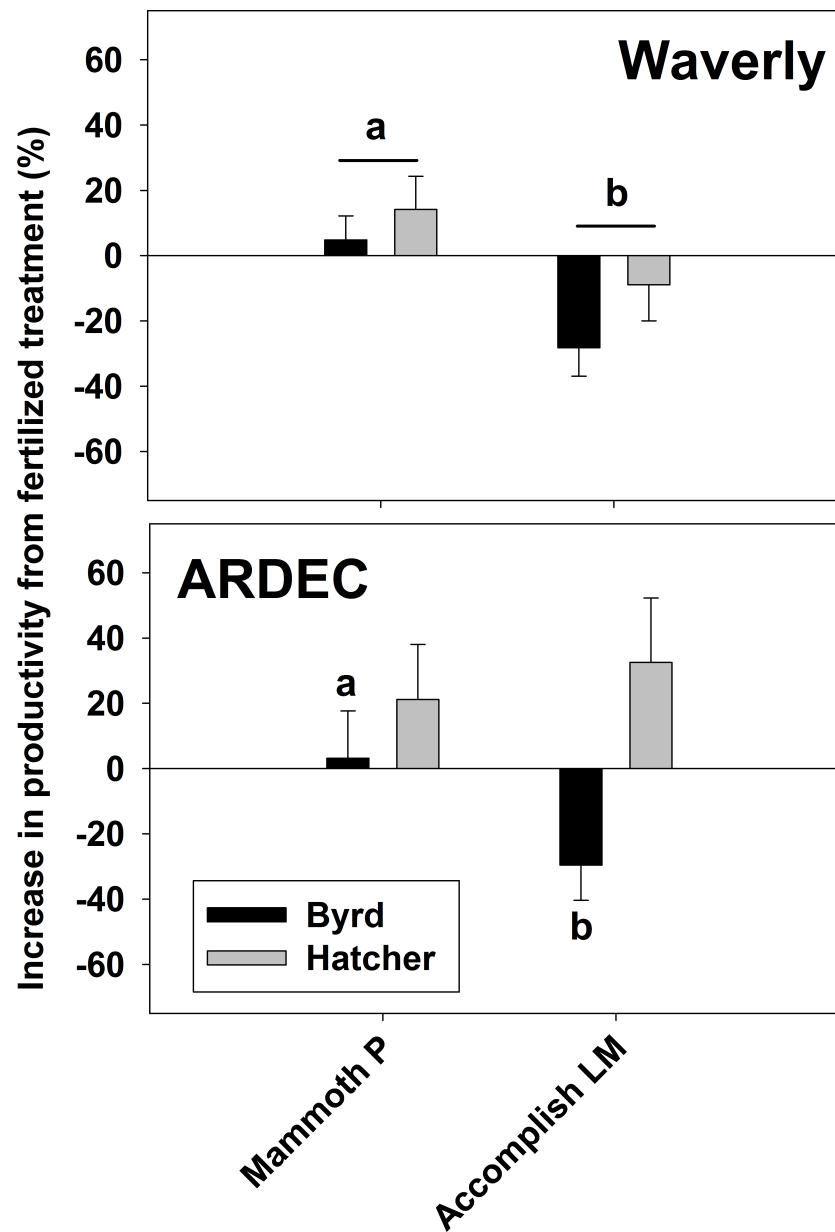


Figure 4 Fescue turf grass aboveground biomass two months after seeding. The bars indicate the mean and the error bars indicate the standard error with different letters indicate significant differences. Water, the water control; Metab, culture metabolites; Fert, fertilized with Hoagland's solution; Mammoth P, inoculated with Mammoth P. *different from the water control at $p = 0.09$.

Herb and fruit productivity (i.e., basil, jalapeño and tomato) showed significant treatment effects over time. After 6 months of growth the jalapeño productivity (Fig. 6) for the Mammoth PTM plus fertilizer treatment were significantly different ($41 \pm 16\%$) compared to the fertilizer treatment. Mammoth PTM inoculation plus fertilizer was not significantly different from the fertilizer treatment for jalapeño and basil while marginally significant for tomato ($p < 0.1$). Basil productivity in the fertilized treatments with or

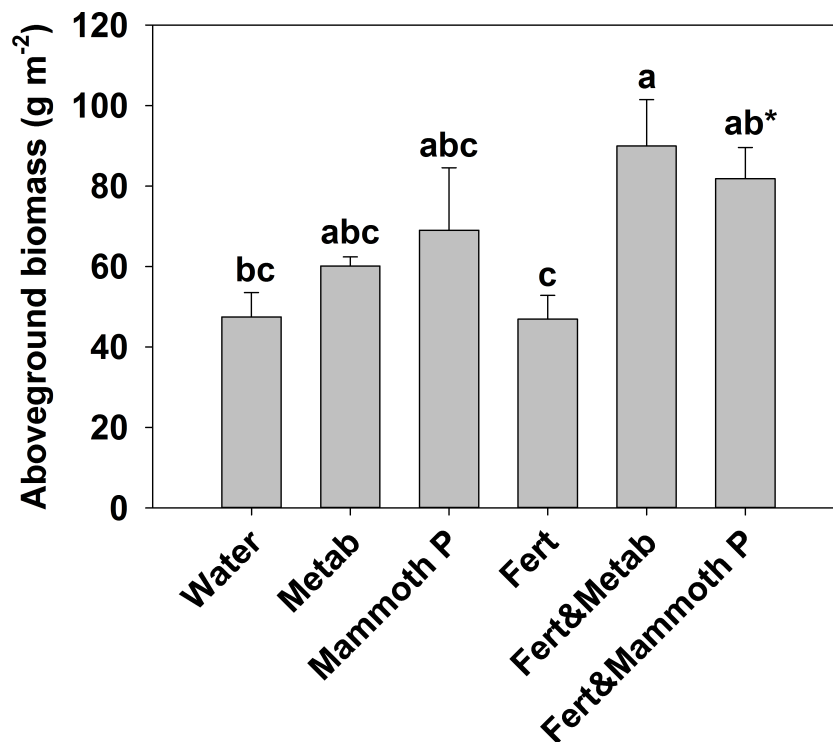


Figure 5 Plant productivity over time for the cumulative basil leaf (a), cumulative jalapeño peppers (b) and total number of cherry tomato fruits (c). The points indicate the mean and the error bars indicate the standard error. Control, water control; Media, sterile media; Metab, culture metabolites; Fert, fertilized; MP, inoculated with Mammoth P.

without Mammoth PTM or metabolites were significantly greater than the remaining treatments. Jalapeño productivity was significantly greater with Mammoth PTM plus fertilizer than the water control treatments. Tomato productivity was greater for the Mammoth PTM plus fertilizer ($p < 0.09$) and the metabolite plus fertilizer ($p < 0.001$) treatments.

DISCUSSION

The use of the microbial biostimulant Mammoth PTM dramatically improved plant emergence and productivity across a wide variety of plant species and soil types over what can be achieved with fertilizer alone. These results suggest that using sustainable microbial biostimulant technologies such as this can stimulate bloom and improve plant production, potentially providing a sustainable solution to meet the food, fiber and fuel needs of a growing population.

We found that Mammoth PTM inoculations resulted in higher plant productivity compared to traditional fertilizer treatments. We also found that Mammoth PTM enhanced productivity when combined with fertilizer treatments. In part, this is likely due to the natural nutrient cycling processes that facilitate plant nutrient uptake. Previous studies have shown that up to 50% of ecosystem productivity is due to plant interactions with a variety of bacterial, archaeal, and mycorrhizal species (Adesemoye & Klopper, 2009; Hassan et

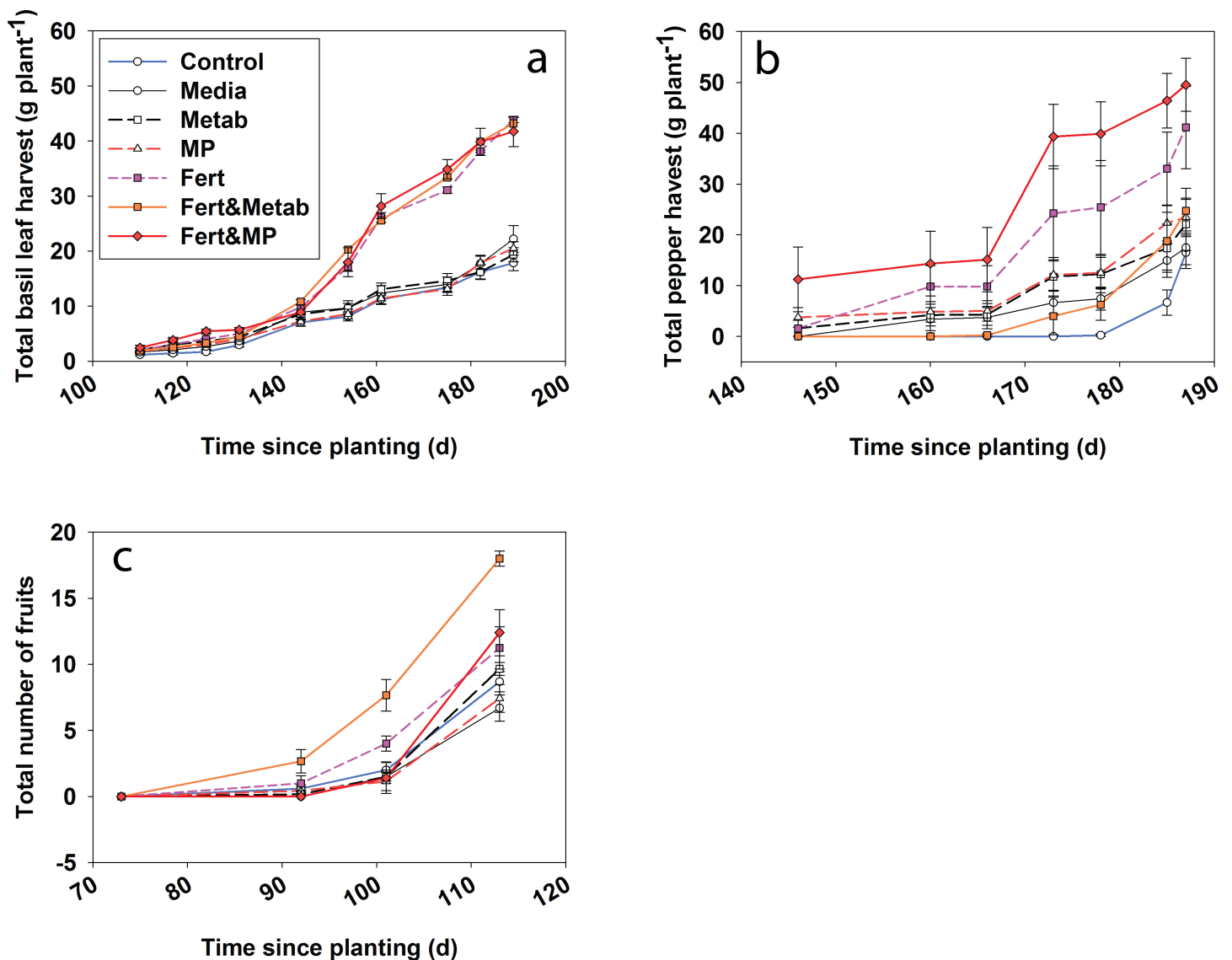


Figure 6 The increase in productivity from the fertilized treatment for red hard winter wheat. Data is shown for the Waverly (A and B) and ARDEC (C) soil types. Different letters indicate significant differences ($p < 0.1$). Mammoth P, inoculated with Mammoth P; accomplish LM, amended with Accomplish LM by Agricen, Inc.

al., 2013; Van Der Heijden, Bardgett & Van Straalen, 2008). Our findings also confirm the conceptual framework proposed by Van Der Heijden, Bardgett & Van Straalen (2008) suggesting that microbial inoculation may be most effective under lower nutrient availability, as indicated by the turf and wheat trails.

The lower emergence with fertilizer-only treatments was surprising but has been observed before (Raun, Sander & Olson, 1986; Rehm & Lamb, 2009). The magnitude and direction of the fertilizer effect is likely determined by the soil type (Rehm & Lamb, 2009). Shortening time-to-bloom by 16% in jalapeño plants for both the metabolite and Mammoth PTM treatments suggest that microbial products may produce a more favorable

environment for plant development. We speculate that the usage of a multi-species inoculum allows the consortium to function under a wide variety of environmental conditions while maintaining efficacy. We hypothesize that the interactions among the inoculum's microbial constituent species resulted in the formation of metabolites capable of enhancing the plant investment in fruit development.

Mammoth PTM additions successfully increased productivity among a wide variety of crop species and also showed more consistent results for wheat productivity than another commercially available biostimulant, Accomplish LMTM. Efficacy reports of Accomplish LMTM reported flowering increases of 26–40% (sunflower) and 2–14% (*chrysanthemum*) with productivity increases between 5 and 20% (Savov, Chakalov & Popova, 2011; Savov, Chakalov & Popova, 2012). We found that the inoculation of the four-species consortia in Mammoth PTM enhanced productivity by up to 91%. Previous studies have found positive effects of inoculation on the rate of emergence (Kropp *et al.*, 1996; Lucy, Reed & Glick, 2004) which been linked to increased root growth (Chanway, Radley & Holl, 1991). But to our knowledge, this phenomenon has never been observed in such a wide variety of plants.

Microbial metabolites could increase plant allocation to bloom development by being rich in compounds capable of solubilizing P and micronutrients by reducing the soil pH (Khan *et al.*, 2009), by producing extracellular enzymes capable of liberating nutrients (Khan *et al.*, 2009), or by acting as a plant hormone. Indeed, microbial produced metabolites such as salicylic acid, ethylene, glutamate, auxins and many more have been linked to increased plant disease resistance (Van Wees, Van der Ent & Pieterse, 2008), growth promotion (Marks *et al.*, 2015; Spaepen, 2015), stimulating the induction of flowering (Raskin, 1992) and increasing vitamin uptake (Yousaf *et al.*, 2015). Basil showed no effect from Mammoth PTM or its metabolites and it is likely the plants were already functioning at maximum capacity with generally lower nutrient requirements than fruits (Sharafzadeh & Alizadeh, 2011; Tesi *et al.*, 1994).

Microbial nutrient immobilization is important in preventing nutrient loss when plant uptake is slow or inactive, whereby the microbial biomass can function as a “slow-release fertilizer” at later plant developmental stages (Malik, Khan & Marschner, 2013; Singh *et al.*, 1989). Our results suggest the importance of microbial products on influencing plant productivity. Plant exudation likely influences microbial communities (Brimecombe, De Leij & Lynch, 2000) and may determine whether plants and the proximal soil microbes engage in symbiotic, neutral or competitive relationships (Spaepen, 2015). Some plant species may support a beneficial relationship with the inoculum bacterial community (i.e., jalapeño, wheat and turf) while others mainly respond to microbial metabolites such that live microbes might reduce the metabolite effect by competing for resources with the microbial community (i.e., tomato). Overall, our results suggest that microbial communities might be more in control of microbial-plant interactions than previously recognized.

CONCLUSIONS

Overall, Mammoth PTM inoculations facilitated superior plant emergence, faster blooming and plant productivity across a wide range of crop species. Our results suggest that

microbial metabolites may play a crucial role in controlling plant growth and that the microbial community might be controlling plant development in a variety of ways. These results indicate the vast potential for future development of consortia-based inocula to transform agriculture.

ACKNOWLEDGEMENTS

We thank Jennifer Matsuura and Celeste Holcomb for guidance in the greenhouse and we thank Karleigh Dean and Stephanie Trask for assistance in the laboratory and the greenhouse. Chemical analyses were conducted at the EcoCore Analytical Facility and the Soil, Water and Plant Testing Facility at Colorado State University.

ADDITIONAL INFORMATION AND DECLARATIONS

Funding

This research was supported by the US Department of Agriculture (#2015-67030-22990), the Colorado State University Research Foundation (#14BGF19A), the National Science Foundation (#DEB-1020540) and the Colorado Office of Economic Development and Intl Trade (#19KO BSGR ECFCP7122). The funders had no role in study design, data collection and analysis, decision to publish, or preparation of the manuscript.

Grant Disclosures

The following grant information was disclosed by the authors:

The US Department of Agriculture: #2015-67030-22990.

The Colorado State University Research Foundation: #14BGF19A.

The National Science Foundation: #DEB-1020540.

The Colorado Office of Economic Development and Intl Trade: #19KO BSGR ECFCP7122.

Competing Interests

Colin Bell and Matthew Wallenstein are co-inventors of the patent-pending technology tested herein. Matthew Wallenstein, Richard Conant, Peter Baas and Lauren Mancini consult for Growcentia Inc. Matthew Wallenstein, Richard Conant and Colin Bell have an equity interest in Growcentia, Inc.

Author Contributions

- Peter Baas conceived and designed the experiments, performed the experiments, analyzed the data, wrote the paper, prepared figures and/or tables.
- Colin Bell conceived and designed the experiments, performed the experiments, contributed reagents/materials/analysis tools, reviewed drafts of the paper.
- Lauren M. Mancini and Melanie N. Lee performed the experiments, analyzed the data, reviewed drafts of the paper.
- Richard T. Conant and Matthew D. Wallenstein conceived and designed the experiments, contributed reagents/materials/analysis tools, reviewed drafts of the paper.

Data Availability

The following information was supplied regarding data availability:

The raw data has been supplied as [Table S1](#).

Supplemental Information

Supplemental information for this article can be found online at <http://dx.doi.org/10.7717/peerj.2121#supplemental-information>.

REFERENCES

- Abelson PH. 1999.** A potential phosphate crisis. *Science* **283**:2015
DOI [10.1126/science.283.5410.2015](https://doi.org/10.1126/science.283.5410.2015).
- Adesemoye AO, Kloepper JW. 2009.** Plant–microbes interactions in enhanced fertilizer-use efficiency. *Applied Microbiology and Biotechnology* **85**:1–12
DOI [10.1007/s00253-009-2196-0](https://doi.org/10.1007/s00253-009-2196-0).
- Bal HB, Nayak L, Das S, Adhya TK. 2013.** Isolation of ACC deaminase producing PGPR from rice rhizosphere and evaluating their plant growth promoting activity under salt stress. *Plant and Soil* **366**:93–105 DOI [10.1007/s11104-012-1402-5](https://doi.org/10.1007/s11104-012-1402-5).
- Black JG. 2008.** *Microbiology: principles and explorations*. Berlin Heidelberg: John Wiley & Sons.
- Brimecombe MJ, De Leij FA, Lynch JM. 2000.** The effect of root exudates on rhizosphere microbial populations. In: *The rhizosphere, biochemistry and organic substances at the soil-plant interface*. New York: Marcel Dekker, Inc, 95–140.
- Chanway C, Radley R, Holl F. 1991.** Inoculation of conifer seed with plant growth promoting Bacillus strains causes increased seedling emergence and biomass. *Soil Biology and Biochemistry* **23**:575–580 DOI [10.1016/0038-0717\(91\)90115-Z](https://doi.org/10.1016/0038-0717(91)90115-Z).
- Conant RT, Berdanier AB, Grace PR. 2013.** Patterns and trends in nitrogen use and nitrogen recovery efficiency in world agriculture. *Global Biogeochemical Cycles* **27**:558–566 DOI [10.1002/gbc.20053](https://doi.org/10.1002/gbc.20053).
- Cordell D. 2010.** The story of phosphorus: sustainability implications of global phosphorus scarcity for food security. Dissertation, Linköping.
- Craswell E, Vlek P, Tiessen H, Gilkes R. 2010.** Peak phosphorus—implications for soil productivity and global food security. In: *Proceedings 19th world congress of soil science: soil solutions for a changing world*, 1–6.
- Doolette AL, Smernik RJ. 2011.** Soil organic phosphorus speciation using spectroscopic techniques. In: *Phosphorus in action*. Berlin Heidelberg: Springer, 3–36.
- Hassan SED, Liu A, Bittman S, Forge TA, Hunt DE, Hijri M, St-Arnaud M. 2013.** Impact of 12-year field treatments with organic and inorganic fertilizers on crop productivity and mycorrhizal community structure. *Biology and Fertility of Soils* **49**:1109–1121 DOI [10.1007/s00374-013-0813-7](https://doi.org/10.1007/s00374-013-0813-7).
- Heeb A, Lundegårdh B, Ericsson T, Savage GP. 2005.** Effects of nitrate-, ammonium-, and organic-nitrogen-based fertilizers on growth and yield of tomatoes. *Journal of Plant Nutrition and Soil Science* **168**:123–129 DOI [10.1002/jpln.200420420](https://doi.org/10.1002/jpln.200420420).

- Jasinski S. 2013.** Phosphate rock, statistics and information. In: *US Geological Survey, Mineral Commodity Summaries, January 2013*. Reston: US Geological Survey, 118–119.
- Khan AA, Jilani G, Akhtar MS, Naqvi SMS, Rasheed M. 2009.** Phosphorus solubilizing bacteria: occurrence, mechanisms and their role in crop production. *Journal of Agriculture and Biological Science* **1**:48–58.
- Khush GS. 2001.** Green revolution: the way forward. *Nature Reviews Genetics* **2**:815–822 DOI [10.1038/35093585](https://doi.org/10.1038/35093585).
- Kim K, Jordan D, McDonald G. 1997.** Effect of phosphate-solubilizing bacteria and vesicular-arbuscular mycorrhizae on tomato growth and soil microbial activity. *Biology and Fertility of Soils* **26**:79–87 DOI [10.1007/s003740050347](https://doi.org/10.1007/s003740050347).
- Kropp B, Thomas E, Pounder J, Anderson A. 1996.** Increased emergence of spring wheat after inoculation with *Pseudomonas chlororaphis* isolate 2E3 under field and laboratory conditions. *Biology and Fertility of Soils* **23**:200–206 DOI [10.1007/BF00336064](https://doi.org/10.1007/BF00336064).
- Lam D. 2011.** How the world survived the population bomb: lessons from 50 years of extraordinary demographic history. *Demography* **48**:1231–1262 DOI [10.1007/s13524-011-0070-z](https://doi.org/10.1007/s13524-011-0070-z).
- Lucy M, Reed E, Glick BR. 2004.** Applications of free living plant growth-promoting rhizobacteria. *Antonie van Leeuwenhoek* **86**:1–25 DOI [10.1023/B:ANTO.0000024903.10757.6e](https://doi.org/10.1023/B:ANTO.0000024903.10757.6e).
- MacDonald GK, Bennett EM, Potter PA, Ramankutty N. 2011.** Agronomic phosphorus imbalances across the world's croplands. *Proceedings of the National Academy of Sciences of the United States of America* **108**:3086–3091 DOI [10.1073/pnas.1010808108](https://doi.org/10.1073/pnas.1010808108).
- Malboobi MA, Owlia P, Behbahani M, Sarokhani E, Moradi S, Yakhchali B, Deljou A, Heravi KM. 2009.** Solubilization of organic and inorganic phosphates by three highly efficient soil bacterial isolates. *World Journal of Microbiology and Biotechnology* **25**:1471–1477 DOI [10.1007/s11274-009-0037-z](https://doi.org/10.1007/s11274-009-0037-z).
- Malik M, Khan K, Marschner P. 2013.** Microbial biomass, nutrient availability and nutrient uptake by wheat in two soils with organic amendments. *Journal of Soil Science and Plant Nutrition* **13**:955–966.
- Marks BB, Megías M, Ollero FJ, Nogueira MA, Araujo RS, Hungria M. 2015.** Maize growth promotion by inoculation with *Azospirillum brasilense* and metabolites of *Rhizobium tropici* enriched on lipo-chitoooligosaccharides (LCOs). *AMB Express* **5**:1–11 DOI [10.1186/s13568-014-0092-1](https://doi.org/10.1186/s13568-014-0092-1).
- Osorio NW, Habte M. 2014.** Soil phosphate desorption induced by a phosphate-solubilizing fungus. *Communications in Soil Science and Plant Analysis* **45**:451–460 DOI [10.1080/00103624.2013.870190](https://doi.org/10.1080/00103624.2013.870190).
- Penrose DM, Glick BR. 2003.** Methods for isolating and characterizing ACC deaminase-containing plant growth-promoting rhizobacteria. *Physiologia Plantarum* **118**:10–15 DOI [10.1034/j.1399-3054.2003.00086.x](https://doi.org/10.1034/j.1399-3054.2003.00086.x).
- Randriamanantsoa L, Morel C, Rabeharisoa L, Douzet J-M, Jansa J, Frossard E. 2013.** Can the isotopic exchange kinetic method be used in soils with a very low water

- extractable phosphate content and a high sorbing capacity for phosphate ions? *Geoderma* **200**:120–129 DOI [10.1016/j.geoderma.2013.01.019](https://doi.org/10.1016/j.geoderma.2013.01.019).
- Rashid S, Charles TC, Glick BR. 2012.** Isolation and characterization of new plant growth-promoting bacterial endophytes. *Applied Soil Ecology* **61**:217–224 DOI [10.1016/j.apsoil.2011.09.011](https://doi.org/10.1016/j.apsoil.2011.09.011).
- Raskin I. 1992.** Role of salicylic acid in plants. *Annual Review of Plant Biology* **43**:439–463 DOI [10.1146/annurev.pp.43.060192.002255](https://doi.org/10.1146/annurev.pp.43.060192.002255).
- Raun W, Sander D, Olson R. 1986.** Emergence of corn as affected by source and rate of solution fertilizers applied with the seed. *Journal of Fertilizer Issues* **3**:18–24.
- Ray DK, Mueller ND, West PC, Foley JA. 2013.** Yield trends are insufficient to double global crop production by 2050. *PLoS ONE* **8**:e66428.
- Rehm GW, Lamb JA. 2009.** Corn response to fluid fertilizers placed near the seed at planting. *Soil Science Society of America Journal* **73**:1427–1434 DOI [10.2136/sssaj2008.0147](https://doi.org/10.2136/sssaj2008.0147).
- Richardson A, Barea J-M, McNeill A, Prigent-Combaret C. 2009.** Acquisition of phosphorus and nitrogen in the rhizosphere and plant growth promotion by microorganisms. *Plant and Soil* **321**:305–339 DOI [10.1007/s11104-009-9895-2](https://doi.org/10.1007/s11104-009-9895-2).
- Richardson AE, Simpson RJ. 2011.** Soil microorganisms mediating phosphorus availability update on microbial phosphorus. *Plant Physiology* **156**:989–996 DOI [10.1104/pp.111.175448](https://doi.org/10.1104/pp.111.175448).
- Savov V, Chakalov K, Popova T. 2011.** *Comparative performance of the microbial supplements voodoo juice, piranha liquid, and tarantula liquid on vegetative growth and flowering.* Sofia: Sofia University Saint Kliment Ohridski, 1–13.
- Savov V, Chakalov K, Popova T. 2012.** *Comparative performance of the microbial supplements voodoo juice, orca, and great white on flowering.* Sofia: Sofia University Saint Kliment Ohridski, 1–9.
- Sharafzadeh S, Alizadeh O. 2011.** Nutrient supply and fertilization of basil. *Advances in Environmental Biology* **5**:956–960.
- Shropshire JD, Bordenstein SR. 2016.** Speciation by symbiosis: the microbiome and behavior. *mBio* **7**:e01785-01715 DOI [10.1128/mBio.01785-15](https://doi.org/10.1128/mBio.01785-15).
- Singh J, Raghubanshi A, Singh R, Srivastava S. 1989.** Microbial biomass acts as a source of plant nutrients in dry tropical forest and savanna. *Nature* **338**:499–500 DOI [10.1038/338499a0](https://doi.org/10.1038/338499a0).
- Spaepen S. 2015.** Plant hormones produced by microbes. In: *Principles of plant-microbe interactions.* Berlin Heidelberg: Springer, 247–256.
- Steen I. 1998.** Phosphorus availability in the 21st century: management of a non-renewable resource, phosphorus and potassium. *British Sulphur Publishing* **217**:25–31.
- Tarafdar J, Marschner H. 1995.** Dual inoculation with *Aspergillus fumigatus* and *Glomus mosseae* enhances biomass production and nutrient uptake in wheat (*Triticum aestivum* L.) supplied with organic phosphorus as Na-phytate. *Plant and Soil* **173**:97–102 DOI [10.1007/BF00155522](https://doi.org/10.1007/BF00155522).

- Tawaraya K, Naito M, Wagatsuma T. 2006.** Solubilization of insoluble inorganic phosphate by hyphal exudates of arbuscular mycorrhizal fungi. *Journal of Plant Nutrition* **29**:657–665 DOI [10.1080/01904160600564428](https://doi.org/10.1080/01904160600564428).
- Tesi R, Chisci G, Nencini A, Tallarico R. 1994.** Growth response to fertilisation of sweet basil (*Ocimum basilicum* L.). In: *Internat symposium on medicinal and aromatic plants, vol. 390*. 93–96.
- Tilman D. 1998.** The greening of the green revolution. *Nature* **396**:211–212 DOI [10.1038/24254](https://doi.org/10.1038/24254).
- Van Der Heijden MG, Bardgett RD, Van Straalen NM. 2008.** The unseen majority: soil microbes as drivers of plant diversity and productivity in terrestrial ecosystems. *Ecology Letters* **11**:296–310 DOI [10.1111/j.1461-0248.2007.01139.x](https://doi.org/10.1111/j.1461-0248.2007.01139.x).
- Van Wees SC, Van der Ent S, Pieterse CM. 2008.** Plant immune responses triggered by beneficial microbes. *Current Opinion in Plant Biology* **11**:443–448 DOI [10.1016/j.pbi.2008.05.005](https://doi.org/10.1016/j.pbi.2008.05.005).
- Yousaf A, Qadir A, Anjum T, Ahmad A. 2015.** Identification of microbial metabolites elevating vitamin contents in barley seeds. *Journal of Agricultural and Food Chemistry* **63**:7304–7310 DOI [10.1021/acs.jafc.5b01817](https://doi.org/10.1021/acs.jafc.5b01817).