



# HHS Public Access

Author manuscript

*Comp Biochem Physiol C Toxicol Pharmacol*. Author manuscript; available in PMC 2016 June 30.

Published in final edited form as:

*Comp Biochem Physiol C Toxicol Pharmacol*. 2005 ; 140(3-4): 265–286. doi:10.1016/j.cca.2005.04.004.

## **Marine pharmacology in 2001–2002: Marine compounds with anthelmintic, antibacterial, anticoagulant, antidiabetic, antifungal, anti-inflammatory, antimalarial, antiplatelet, antiprotozoal, antituberculosis, and antiviral activities; affecting the cardiovascular, immune and nervous systems and other miscellaneous mechanisms of action**

**Alejandro M.S. Mayer<sup>a,\*</sup> and Mark T. Hamann<sup>b</sup>**

<sup>a</sup>Department of Pharmacology, Chicago College of Osteopathic Medicine, Midwestern University, 555 31st Street, Downers Grove, Illinois 60515, U.S.A

<sup>b</sup>School of Pharmacy, The University of Mississippi, Faser Hall, University, Mississippi 38677, U.S.A

### **Abstract**

During 2001–2002, research on the pharmacology of marine chemicals continued to be global in nature involving investigators from Argentina, Australia, Brazil, Canada, China, Denmark, France, Germany, India, Indonesia, Israel, Italy, Japan, Mexico, Netherlands, New Zealand, Pakistan, the Philippines, Russia, Singapore, Slovenia, South Africa, South Korea, Spain, Sweden, Switzerland, Thailand, United Kingdom, and the United States. This current article, a sequel to the authors' 1998, 1999 and 2000 marine pharmacology reviews, classifies 106 marine chemicals derived from a diverse group of marine animals, algae, fungi and bacteria, on the basis of peer-reviewed preclinical pharmacology. Anthelmintic, antibacterial, anticoagulant, antifungal, antimalarial, antiplatelet, antiprotozoal, antituberculosis or antiviral activities were reported for 56 marine chemicals. An additional 19 marine compounds were shown to have significant effects on the cardiovascular, immune and nervous system as well as to possess anti-inflammatory and antidiabetic effects. Finally, 31 marine compounds were reported to act on a variety of molecular targets and thus may potentially contribute to several pharmacological classes. Thus, during 2001–2002 pharmacological research with marine chemicals continued to contribute potentially novel chemical leads for the ongoing global search for therapeutic agents for the treatment of multiple disease categories.

### **Keywords**

Chemical; Marine; Metabolites; Natural; Pharmacology; Products; Review; Toxicology

---

\*Corresponding author. Tel.: +1 630 515 6951; fax: +1 630 971 6414. amayer@midwestern.edu (A.M.S. Mayer).

## 1. Introduction

The purpose of this article is to review the 2001–2002 primary literature on pharmacological and toxicological studies with marine natural products using a similar format to the one used in our previous reviews of the marine pharmacology peer-reviewed literature (Mayer and Lehmann, 2000; Mayer and Hamann, 2002, 2004). Consistent with our previous reviews, only those articles reporting on the bioactivity and/or pharmacology of 106 marine chemicals whose structures have been published are included in the present review. We have used the same chemical classification as our previous reviews (Schmitz et al., 1993) to assign each marine compound to a major chemical class, namely, polyketides, terpenes, nitrogen-containing compounds or polysaccharides. Those publications reporting on anthelmintic, antibacterial, anticoagulant, antifungal, antimalarial, antiplatelet, antiprotozoal, antituberculosis or antiviral properties of 56 marine chemicals have been tabulated in Table 1 with the corresponding structures shown in Fig. 1. The articles reporting on 19 marine compounds affecting the cardiovascular, immune and nervous systems, as well as those with anti-inflammatory and antidiabetic effects, are grouped in Table 2 and the structures presented in Fig. 2. Finally 31 marine compounds targeting a number of distinct cellular and molecular targets and mechanisms are shown in Table 3 and their structures depicted in Fig. 3. Publications on the biological and/or pharmacological activity of marine extracts or as yet structurally uncharacterized marine compounds have been excluded from the present review, though several promising reports were published during 2001–2002 (Duarte et al., 2001; Ermakova et al., 2001; Kaji et al., 2002; Liu et al., 2002b; Matou et al., 2002; Mohapatra et al., 2002; Preeprame et al., 2001; Suput et al., 2001; Trento et al., 2001).

## 2. Marine compounds with anthelmintic, antibacterial, anticoagulant, antifungal, antimalarial, antiplatelet, antiprotozoal, antituberculosis, and antiviral activities

Table 1 summarizes new pharmacological findings reported during 2001–2002 on the preclinical anthelmintic, antibacterial, anticoagulant, antifungal, antimalarial, anti-platelet, antiprotozoal, antituberculosis, and antiviral pharmacology of the 56 marine natural products shown in Fig. 1.

### 2.1. Anthelmintic and antibacterial compounds

Two studies contributed to the search of novel *anthelmintic* marine natural products during 2001–2002. *Nafuredin* (1), an epoxy- $\delta$ -lactone with a methylated olefinic side chain isolated from the culture broth of *Aspergillus niger*, exerted anthelmintic activity against the ruminant parasite worm *Haemonchus contortus* and the dwarf tapeworm *Hymenolepis nana* in mice (Omura et al., 2001). The mechanism of action involved inhibition at the nanomolar level of NADH-fumarate reductase activity, a “*unique anaerobic electron transport system in helminth mitochondria*”. The marine natural product *onnamide F* (2), isolated from the Australian marine sponge *Trachycladus laevispirulifer*, showed potent inhibition of larval development of the parasitic nematode *Haemonchus contortus* with an in vitro LD<sub>99</sub> value of 2.6  $\mu\text{g/mL}$  (Vuong et al., 2001).

Reflecting the fact that the development of resistance toward current antibiotics continues to be a significant problem in the treatment of infectious diseases, during 2001–2002 thirteen studies contributed to the *antibacterial* pharmacology of marine natural products, a marked increase from 1998–2000 (Mayer and Lehmann, 2000; Mayer and Hamann, 2002, 2004). Two studies reported on the mechanism of action of two novel marine antibiotics. Torres et al. (2002) investigated the *arenosclerins A–C* (3–5) and *haliclonaclamine E* (6), novel tetracyclic alkylpiperidine alkaloids isolated from the marine sponge *Arenosclera brasiliensis*. The investigators reported that differences in the stereochemistry at the bis-piperidine ring system played a significant role in the potent antibiotic activity of these compounds against antibiotic-resistant *Staphylococcus aureus* strains, observations that lead the authors to suggest that “*these compounds may be regarded as potentially useful new drug leads*”. Linington et al. (2002) developed a high throughput assay to screen marine compounds for their ability to inhibit a type III secretory system which is an essential component of the pathogenicity of enteropathogenic and enterohemorrhagic *E. coli*. Their efforts resulted in the isolation of a novel antimicrobial glycolipid *caminoside A* (7) from the marine sponge *Caminus spaeroconia*. Caminoside A was “*reasonably potent*” against methicillin-resistant *S. aureus* (MIC=12 µg/mL) and vancomycin-resistant enterococcal strains (MIC=12 µg/mL).

Although additional novel marine antibiotics were reported in 2001–2002, no mechanism of action studies were reported for marine compounds (8–20). Nevertheless, the reports highlight the observations that potentially novel antibiotics are present in marine bacteria, tunicates, fungi, algae and sponges. Two papers reported on antibiotic activity in compounds isolated from marine bacteria: Barsby et al. (2001) reported the isolation of the peptide *bogorol A* (8) from a culture of a marine *Bacillus* sp., which was active against methicillin-resistant *S. aureus* (MIC=2 µg/mL) and vancomycin-resistant enterococcal strains (MIC =10 µg/mL). Because bogorol A represents a new cationic peptide antibiotic template the authors proposed that it might become “*an attractive lead structure for SAR optimization*”. Asolkar et al. (2002) reported on the isolation of a novel macrolide antibiotic *chalomycin B* (9) from the culture broth of a marine Streptomycete isolate which was particularly potent against *S. aureus* (MIC=0.39 µg/mL). Two papers reported on new antimicrobial peptides isolated from marine tunicates: Lee et al. (2001) discovered an unusual peptide, *dicynthaurin* (10), from hemocytes of the marine tunicate *Halocynthia aurantium*. Dicynthaurin (10), a peptide that contains an unpaired cysteine and forms covalent homodimers, was active against Gram-negative and Gram-positive bacteria. Jang et al. (2002) reported a new antimicrobial heterodimeric peptide *halocidin* (11) from the hemocytes of the solitary marine tunicate, *H. aurantium*, the same source of the peptide dicynthaurin. Although the investigators hypothesized that the main target of halocidin might be the bacterial cell membrane, this heterodimeric peptide demonstrated significant potency against methicillin-resistant *S. aureus* and multidrug-resistant *Pseudomonas aeruginosa*. Three papers reported on the presence of antibacterial compounds in marine algae: a novel steroidal glycoside, *iyengaroside-A* (12), was isolated from the marine green alga *Codium iyengarii* (Ali et al., 2002) and was shown to be slightly less potent than tetracycline against a battery of Gram-negative and Gram-positive bacteria. Vairappan et al. (2001) reported a new halogenated G15 acetogenin, *lembyne-A* (13), from the marine red alga *Laurencia* sp. that had

antibacterial activity against a panel of 13 species of marine bacteria isolated from algal habitats. Suzuki et al. (2001) contributed two novel halogenated sesquiterpenoids, *pannosanol* (14) and *pannosane* (15), from the red alga *Laurencia pannosa*, which demonstrated antibacterial activity against 13 species of marine bacteria. Three antibiotic compounds were isolated from marine fungi: a novel chlorinated benzophenone antibiotic, *pestalone* (16), was isolated from a member of the marine fungus genus *Pestalotia*, in response to a bacterial challenge (Cueto et al., 2001). Pestalone showed very potent antibiotic activity against methicillin-resistant *S. aureus* (MIC=37 ng/mL) and vancomycin-resistant *Enterococcus faecium* (MIC=78 ng/mL), suggesting that pestalone should be evaluated in advanced models of infection. Jadulco et al. (2001) reported the isolation of a new furan carboxylic acid, an acetyl derivative of *sumiki's acid* (17) from the marine fungus *Cladosporium herbarum* that was found to be active against *Bacillus subtilis* and *S. aureus*. *Zopfiellamides A* and *B* (19 and 20), antimicrobial pyrrolidinone derivatives, were isolated from the marine fungus *Zopfiella latipes* (Daferner et al., 2002). Although the zopfiellamides appeared to be moderately antibacterial to Gram-positive and Gram-negative bacteria (MIC = 2–10 µg/mL) they exhibited no cytotoxicity up to 100 µg/mL. Finally, the bromotyrosine antibiotic, *zamastatin* (18), was derived from the Okinawan sponge *Pseudoceratina purpurea* (Takada et al., 2001) and while zamastatin affected the growth of the marine biofouling bacteria *Rhodospirillum salexigens*, it remains to be demonstrated that this compound will affect antibiotic-resistant bacteria.

## 2.2. Anticoagulant compounds

One paper was published during 2001–2002 on the *anticoagulant* properties of two marine polysaccharides, a decrease from our previous reviews (Mayer and Lehmann, 2000; Mayer and Hamann, 2002, 2004). Pereira et al. (2002) reported a novel *sulfated α-L-galactan* (21) and a *sulfated α-L-fucan* (22) isolated from the crude egg jelly of the sea urchins *Echinometra lucunter* and *Strongylocentrotus franciscanus* collected in Brazil and the USA. Interestingly, only the sulfated galactan had potent anticoagulant activity as shown by the enhancement of thrombin or factor Xa inhibition by antithrombin or heparin cofactor II, similar to heparin.

## 2.3. Antifungal compounds

Seven studies during 2001–2002 reported on the *antifungal* properties of 9 novel marine natural products, a slight increase from 1998–2000 (Mayer and Lehmann, 2000; Mayer and Hamann, 2002, 2004). Antifungal activity was noted in novel compounds isolated from marine bacteria, sponges, sea cucumbers and fungi.

Two novel antifungal amides resulted from screening marine bacterial cultures against common fungal pathogens. Laboratory cultures of the marine bacterium *Bacillus laterosporus* produced the novel polyketides *basiliskamides A* and *B* (23 and 24) (Barsby et al., 2002). Both compounds showed potent activity against *Candida albicans* (MIC=1.0 and 3.1 µg/mL, respectively) and *Aspergillus fumigatus* (MIC = 2.5 and 5.0 µg/mL, respectively), which was comparable to amphotericin B, an agent currently used for the treatment of systemic fungal infections. Interestingly, basiliskamide A was 4-fold less cytotoxic to normal human fibroblasts than amphotericin B.

Two novel polyacetylenic acids, *corticatic acids D* and *E* (25 and 26) isolated from the marine sponge *Petrosia corticata* (Nishimura et al., 2002) were shown to inhibit geranylgeranyltransferase type I (GGTase I), an enzyme involved in fungal cell wall biosynthesis. Interestingly, while corticatic acids D and E inhibited *C. albicans* with IC<sub>50</sub> values of 3.3 and 7.3 μM, the fact that there is little sequence identity between human and *Candida* GGTase I suggested that these marine compounds may become leads for novel and “selective antifungal agents”. *Swinhoeiamide A* (27), a novel antifungal calyculin derivative was isolated from the marine sponge *Theonella swinhoei* (Edrada et al., 2002a). Swinhoeiamide A showed strong antifungal activity towards *C. albicans* and *A. fumigatus* (MIC=1.2 and 1.0 μg/mL, respectively). Murray et al. (2001) reported the novel disulfated triterpene glycoside *patagonicoside A* (28) from the sea cucumber *Psolus patagonicus* that was active against the pathogenic fungus *C. cucumerinum* (apparent MIC=8 μg/spot), which may be the result of sulfate groups in the oligosaccharide chain.

Three novel marine antifungals resulted from screening marine fungal cultures against common fungal pathogens. An antifungal metabolite, *3,3'-oxybis[5-methyl-phenol]* (29) was isolated from the fermentation broth of the filamentous marine fungus *Keissleriella* sp. (Liu et al., 2002a,b). This novel metabolite moderately inhibited growth of the human pathogens *C. albicans*, *Tricophyton rubrum* and *A. niger* (MIC=10–80 μg/ml). A new antifungal polyester *15G256β* (30) was isolated from the fermentation broth of the marine fungus *Hypoxylon oceanicum* (Schlingmann et al., 2002). Although the exact molecular mechanism responsible for the reported antifungal activity has not been established, the polylactone was observed to potently inhibit a variety of phytopathogenic fungi (MIC=2 μg/mL). Culture filtrates of *Penicillium* cf. *montanense* obtained from the marine sponge *Xestospongia exigua* yielded a novel decalactone *xestodecalactone B* (31) (Edrada et al., 2002b) which was found to be active against the yeast *C. albicans*.

#### 2.4. Antimalarial, antiplatelet, antiprotozoal and antituberculosis compounds

During 2001–2002 and as shown in Table 1, 11 studies were reported in the area of *antimalarial*, *antiprotozoal* and *antituberculosis* pharmacology of structurally characterized marine natural products.

Eleven compounds depicted in Fig. 1 were shown to possess antimalarial activity. Moderate antimalarial activity (IC<sub>50</sub> =6.6 μg/mL) against the multidrug resistant *Plasmodium falciparum* (K1 strain) was reported for *aigialomycins D* (32), a new 14-membered resorcylic macrolide isolated from the marine mangrove fungus *Aigialus parvus* BCC 5311 (Isaka et al., 2002). As part of an ongoing program on biologically active substances from bioresources in Thailand, Chinworrungsee et al. (2001) reported the ophiobolane sesterterpene *halorosellinic acid* (33) from the marine fungus *Halorosellinia oceanica* BCC 5149. Halorosellinic acid demonstrated moderate antimalarial activity (IC<sub>50</sub> =13 μg/mL) against the parasite *P. falciparum* (K1, multidrug resistant strain). In vitro and in vivo antimalarial studies were conducted with the tryptyrrole bacterial pigment *heptyl prodigiosin* (34), purified from the culture of a proteobacteria from a marine tunicate in the Philippines (Lazaro et al., 2002). The investigators reported that the in vitro activity of heptyl prodigiosin against *P. falciparum* 3D7 was similar to chloroquine (IC<sub>50</sub> =0.07 vs. 0.015 μM,

respectively). Interestingly, a single subcutaneous administration of 5–20 mg/kg heptyl prodigiosin significantly extended survival of *P. berghei* ANKA strain-infected mice, suggesting that “*the molecule might be used as a lead compound*”. New enantiomers of *ent-8-hydroxymanzamine A* (35), *manzamine F* (36) and *neo-kauluamine* (37) were isolated from an undescribed Indo-Pacific sponge (El Sayed et al., 2001). When assayed in vivo, *ent-8-hydroxymanzamine A* and *neo-kauluamine* reduced parasitemia in *P. berghei*-infected mice, with a concomitant increase in survival; additionally *ent-8-hydroxymanzamine A* and *manzamine F* inhibited *Mycobacterium tuberculosis* (MIC < 12.5 µg/mL). In vitro antimalarial activity (MIC=3.8–2.9 µg/mL) against *P. falciparum* (D6 and W2 clones) was reported for (*S*)-(+)-15-hydroxycurcuphenol (38), a microbial transformation product of the sesquiterpene (*S*)-(+)-curcuphenol isolated from the Jamaican sponge *Didiscus oxeata* and transformed using *Kluyveromyces marxianus* var. *lactis* (El Sayed et al., 2002). Mizuno et al. (2002) extended the pharmacology of *jasplakinolide* (39), a cyclic peptide isolated from the marine sponge *Jaspis* sp. These investigators observed that *jasplakinolide* markedly decreased parasitemia of *P. falciparum* by virtue of “*an apical protrusion that appears to interfere with the erythrocyte invasion by the merozoites*” and whose mechanism of formation is possibly related to an increase in F-actin content of the merozoites treated with this marine agent. Wright et al. (2002) reported an extensive study on two novel alkaloids, *lepadins E* (40) and *F* (41) isolated from a tropical marine tunicate *Didemnum* sp., which showed significant antiplasmodial activity. Interestingly, the bioactivity of the two molecules against two *P. falciparum* strains (strain K1: IC<sub>50</sub> =0.4 and 0.2 µg/mL, respectively; strain NF5: IC<sub>50</sub> =0.9 and 0.3 µg/mL, respectively) appeared to be dependent on the configuration at C-2 and the nature of the functionality at C-3 in the decahydroquinoline, as well as the moderate inhibition of the p56<sup>lck</sup> tyrosine kinase. A peroxide-containing metabolite, *plakortide F* (42) was isolated from the Jamaican sponge *Plakortis* sp. (Gochfeld and Hamann, 2001). The fact that *plakortide F* had significant in vitro activity against *P. falciparum* (D6 and W2 clones: IC<sub>50</sub> =0.48 and 0.39 µg/mL, respectively) suggested that the peroxide is necessary for antimalarial activity of this compound.

Perry et al. (2001) contributed to *antiprotozoal* pharmacology by reporting the isolation of *plakortolide G* (43), a new peroxy lactone from the Jamaican sponge *Plakinastrella onkodes*. *Plakortolide G* at 10 µM exhibited 100% inhibition of infection by the obligate intracellular parasite *Toxoplasma gondii*, the cause of toxoplasmosis and concomitant serious pathology, including hepatitis, pneumonia, blindness, and severe neurological disorders that is especially true in individuals whose immune systems are compromised (e.g., AIDS patients).

Three novel compounds were contributed to the search for novel *antituberculosis* agents. A new bioactive diterpene, *cyanthiwigin C* (44), was isolated from the Jamaican sponge *Myrmekioderma styx* (Peng et al., 2002). At 6.25 µg/mL, *cyanthiwigin C* inhibited the growth of *M. tuberculosis* by 50%. Two new serrulatane diterpenes, *erogorgiaene* (45) and *7-hydroxyerogorgiaene* (46), inhibited *M. tuberculosis* growth by 96% and 77% at a concentration of 12.5 and 6.25 µg/mL, respectively (Rodriguez and Ramirez, 2001).

Bunc et al. (2002) contributed to the antiplatelet pharmacology of the water soluble polymeric *3-alkylpyridinium salts* (47) isolated from the marine sponge *Raniera sarai*. These

salts, previously shown to be cholinesterase inhibitors, appeared to aggregate in vivo inducing formation of “*non-covalently bound supra-molecular structures*”, ultimately inducing blood coagulation, platelet aggregation and cytotoxicity in rats.

## 2.5. Antiviral compounds

As shown in Table 1, interest in the *antiviral* pharmacology of marine natural products remained high during 2001–2002. During this two-year period, six novel marine compounds (Fig. 1) were reported to possess antiviral properties against human immunodeficiency (HIV), herpes simplex (HSV) and influenza viruses. Rudi et al. (2001) reported the isolation of *clathsterol* (48), a novel and active sulfated sterol from the Red Sea sponge *Clathria* sp., which was active against HIV-1 reverse transcriptase at 10  $\mu\text{M}$ . An HIV-inhibitory cyclic depsipeptide, *microspinosamide* (49) was isolated from the marine sponge *Sidonops microspinososa* (Rashid et al., 2001). Microspinosamide inhibited the cytopathic effect of HIV-1 infection in a cell-based in vitro assay with an  $\text{EC}_{50}$  of 0.2  $\mu\text{g}/\text{mL}$ . Loya et al. (2002) reported an extensive study on the mechanism of action of *poly-acetylenetriol* (50), isolated from the marine sponge *Petrosia* sp. Polyacetylenetriol evidenced selective inhibition of the RNA- and DNA-dependent DNA polymerase activities of retroviral reverse transcriptases ( $\text{IC}_{50}$  = 0.95  $\mu\text{M}$ ), as compared to cellular DNA polymerases ( $\text{IC}_{50}$  = 2.6  $\mu\text{M}$ ). Furthermore, a reversible non-competitive mechanism involving a putative hydrophobic interaction was shown to play a critical role in the inhibition of the HIV-1 reverse transcriptase enzyme. Although polyacetylenetriol lacked sufficient specificity and thus could probably not be used as an anti-HIV agent, the authors concluded that “... *structural modification of the side chains of the lead polyacetylenic molecule may produce new potent and selective anti-AIDS drugs*”. As a result of an ongoing program focused on the discovery of new “*small molecule*” inhibitors of HIV-1 integrase, Rowley et al. (2002) reported on the discovery of the sulfated-flavone glycosides, *thalassiolins A–C* (51, 52, and 53), isolated from the Caribbean sea grass *Thalassia testudinum*. Thalassiolin A, the most active compound of this series, inhibited HIV integrase catalyzed strand transfer ( $\text{IC}_{50}$  = 0.4  $\mu\text{M}$ ) as well as HIV replication in cell culture ( $\text{IC}_{50}$  = 30  $\mu\text{M}$ ). Interestingly, the presence of sulfated  $\beta$ -D-glucose functionality increased potency against the HIV integrase, while molecular modeling studies indicated that the probable binding site of the molecule was the catalytic core domain of the HIV-1 integrase.

As part of their search for novel influenza virus neuraminidase inhibitors, Nakao et al. (2001) reported three active sulfated *calyceramides A–C* (54, 55, and 56) isolated from the marine sponge *Discodermia calyx*. Interestingly, calyceramides A–C inhibited neuraminidase from bacterium *Clostridium perfringens* with  $\text{IC}_{50}$  values of 0.4, 0.2 and 0.8  $\mu\text{g}/\text{mL}$ , respectively, which was slightly more potent than 4-acetyl neuraminic acid ( $\text{IC}_{50}$  = 1.5  $\text{mg}/\text{mL}$ ). It remains to be determined if these compounds will also inhibit influenza virus neuraminidase with similar potency.

### 3. Marine compounds with anti-inflammatory and antidiabetic effects and affecting the cardiovascular, immune and nervous systems

Table 2 summarizes preclinical pharmacological research completed during 2001–2002 with the 19 marine chemicals shown in Fig. 2.

#### 3.1. Anti-inflammatory compounds

The *anti-inflammatory* pharmacology of the marine compounds *halipeptins A* and *B*, *hymenamide C*, *petrosas-pongiolide* and *scytonemin* was reported during 2001–2002, a slight decrease from our previous report (Mayer and Hamann, 2004).

Two anti-inflammatory 17-membered cyclic depsipeptides, *halipeptins A* and *B* (57 and 58) were isolated from the marine sponge *Haliclona* sp. (Randazzo et al., 2001). Halipeptin A at 300 µg/kg potently and dose-dependently inhibited carrageenan-induced paw edema in a mouse model of inflammation. Although no mechanism of action study was reported, interestingly, indomethacin and naproxen showed an ED<sub>50</sub> of 12 and 40 mg/kg, respectively, in the same in vivo assay, thus suggesting that halipeptin A was “40 and 130 times more potent” than these clinically used non-steroidal anti-inflammatory agents. The immunomodulating activity of the marine cyclopeptide *hymenamide C* (59), isolated from the marine sponge *Axinella carteri*, was explored investigating its effects on neutrophils and macrophages (Napolitano et al., 2001). Although hymenamide C inhibition of human neutrophil degranulation (IC<sub>50</sub> = 18 µM) was not particularly impressive, the authors noted that cyclosporine, a clinically used immunosuppressive cyclopeptide, exerted “weaker inhibitory effect on elastase release”. A structure–activity relationship study completed with this cyclopeptide concluded a “non-receptorial mode of action” for hymenamide C and its synthetic analogs (Napolitano et al., 2002). Dal Piaz et al. (2002) reported an extensive investigation of the mechanism of phospholipase A<sub>2</sub> (PLA<sub>2</sub>) inactivation by the novel marine sesterterpene *petrosaspongiolide M* (60), a bioactive sesterterpene isolated from the marine sponge *Petrosaspongia nigra*. The reported results suggest that the PLA<sub>2</sub> α-amino terminal group of the *Ile-1* residue is the only covalent binding site for petrosaspongiolide M, a compound that inhibits bee venom PLA<sub>2</sub> with an IC<sub>50</sub> = 0.6 µM. Stevenson et al. (2002a,b) extended the pharmacology of *scytonemin* (61), a yellow-pigment isolated from marine cyanobacteria which demonstrated interesting anti-inflammatory and anti-proliferative activities. In vitro, scytonemin inhibited both polo-like kinase 1 (IC<sub>50</sub> = 2.3 µM) and protein kinase C β1 (IC<sub>50</sub> = 5.4 µM), while in vivo, topical application of this novel pharmacophore reduced phorbol-ester induced mouse ear edema (IC<sub>50</sub> = 10.9 µg/ear).

#### 3.2. Antidiabetic and cardiovascular compounds

Only 3 reports during 2001–2002 contributed to the *antidiabetic* and *cardiovascular* pharmacology of marine natural products.

Anderson et al. (2002) reported the purification, characterization and biological activity of *insulins* (62) from the European spotted dogfish, *Scyliorhinus canalicula*, and the hammerhead shark, *Sphyrna lewini*. Although the elasmobranch insulins were noted to be markedly different from human insulin, with 17 amino acid substitutions identified, all



residues that are required for binding to the recombinant human insulin receptor were shown to be conserved. The bolus arterial injection of dogfish insulin caused a significant drop in blood glucose only after 12 h but it persisted for 48 h, indicating metabolic actions similar to those “*described for mammalian insulin*”.

Contributions to the *cardiovascular* pharmacology of the marine natural products *2,5,6-tribromo-1-methylgramine (TBG)* and *lepadiformine* were reported during 2001–2002. Iwata et al. (2001) extended the pharmacology of *2,5,6-tribromo-1-methylgramine (TBG)* (63), a compound isolated from the marine bryozoan *Zoobotryon pellucidum*, by examining its effect on the contraction of the rat aorta. Interestingly, while at concentrations up to 10  $\mu\text{M}$  the halogen-containing gramine analogue inhibited muscle contraction by affecting  $\text{Ca}^{2+}$  entry, at 30  $\mu\text{M}$  the inhibitory mechanism involved an increase in intracellular cyclic AMP. Juge et al. (2001) investigated the cardiovascular effects of *lepadiformine* (64), an alkaloid isolated from the marine ascidians *Clavelina lepadiformis* and *C. moluccensis*. Using in vivo arterial blood pressure recordings and electrocardiograms in anaesthetised rats and in situ peripheral vascular pressure recordings in perfused rabbit ear, they observed that lepadiformine had marked effects on the cardiocirculatory system, inducing bradycardia, prolonging electrocardiogram parameters, producing a transient fall of blood pressure in the rat and decreasing blood flow in the rabbit ear. The authors concluded that the pharmacological effects of lepadiformine might result from a reduction of the inward rectifying  $\text{K}^+$  current, suggesting that this marine compound has “*antiarrhythmic properties*” that warrant further investigation.

### 3.3. Compounds affecting the immune system

Mayer et al. (2001) extended the pharmacology of the marine excitatory amino acid *domoic acid* (65), a glutamate and kainic acid analog which can cause amnesic shellfish poisoning in humans and is produced by the widely distributed marine diatom genus *Pseudo-nitzschia*. Domoic acid at in vitro concentrations that were toxic to neuronal cells (1 mM) was shown to trigger a limited activation of rat brain microglia, an immune cell type that contributes to circa 10% of the total glial population in the central nervous system, and the concomitant release of two potentially neurotoxic mediators, namely  $\text{TNF-}\alpha$  and matrix metalloproteinase-9.

### 3.4. Compounds affecting the nervous system

Reports on both *central* and *autonomic nervous system* pharmacology of marine natural products during 2001–2002 studies involved *antillatoxin B*, *dysiherbaine*, *N-3'-ethylaplysinopsin*, *neodysiherbaine A*, *gangliosides* of *Holothuria leucospilota*, the peptides *conantokins-G* and *L* and *manoalide*.

Bioassay-guided fractionation of organic extracts from the marine cyanobacterium *Lyngbya majuscula* led to the isolation of the neurotoxic lipopeptide *antillatoxin B* (66), an analogue of the potent neurotoxin antillatoxin (Nogle et al., 2001). Although antillatoxin B was a potent activator of voltage-sensitive sodium channel in a mouse neuro-2a neuroblastoma cell line ( $\text{EC}_{50} = 1.77 \mu\text{M}$ ), its biological activity was 10-fold less than that of antillatoxin, probably as a result of a substitution of a larger *N*-methyl homo-phenylalanine residue for an

*N*-methyl valine residue in the peptide-derived metabolite. An extensive characterization of the pharmacological properties of the potent epileptogenic amino acid *dysiherbaine* (67), isolated from the marine sponge *Dysidea herbacea* was reported by Sakai et al. (2001b). Dysiherbaine, which demonstrated “*potent convulsant activity*”, caused seizures upon injection into mice ( $ED_{50}=13$  pmol/mouse i.c.v) and was shown to be a non-NMDA-type glutamate receptor agonist with high selectivity for kainic acid receptors ( $IC_{50}=210$  nM) as well as mGluR5 receptors. The authors concluded that this novel marine amino acid might be useful for the evaluation of “*physiological and pathological roles of non-NMDA receptors, especially kainic acid receptors, in the central nervous system*”. A new indole alkaloid, *N*-3'-ethylaplysinopsin (68), isolated from the Jamaican sponge *Smenospongia aurea*, was shown to potently bind to the human serotonin 5-HT<sub>2C</sub> receptor subtype expressed in a mammalian cell line (Hu et al., 2002). The authors suggest that the R2 functional groups at position 2' may play an important role in regulating subtype selective binding to the 5-HT<sub>2C</sub> receptor, a receptor found in high density in the choroid plexus, the site of cerebrospinal fluid production.

Yamada et al. (2001) reported new *gangliosides* (*HLG-1*, *HLG-2*, and *HLG-3*) (69–71) from the sea cucumber *Holothuria leucospilota* which induced neurite growth outgrowth. Although the molecular mechanism remains unexplored the ganglioside species displayed neuritogenic activity at 10  $\mu$ M in the presence of nerve growth factor. Dorandeu et al. (2002) presented novel information on potential anticonvulsant pharmacology of the nonsteroidal sesterterpene *manoalide* (72), a well-known phospholipase A<sub>2</sub> inhibitor isolated from the marine sponge *Luffariella variabilis*. Manoalide was reported to fully and irreversibly inhibit the catalytic activity of crotoxin, the heterodimeric  $\beta$ -neurotoxin from the venom of the South American rattlesnake *Crotalus durissus terrificus*, preventing central neurotoxicity after intracerebroventricular injection and peripheral toxicity after intravenous injection. Sakai et al. (2001a) reported the isolation of a *neodysiherbaine A* (73), a new excitatory amino acid from the sponge *D. herbacea*. Neodysiherbaine A was observed to be a potent epileptogenic amino acid ( $ED_{50}=15$  pmol/mouse i.c.v), comparable to dysiherbaine, and a potent and novel non-NMDA-type glutamate receptor agonist with high selectivity for kainic acid receptors ( $IC_{50}=66$  nM). Two studies extended the pharmacology of the marine *conantokins*, the only natural biochemically characterized peptides known to be *N*-methyl-D-aspartate (NMDA) antagonists and potent anticonvulsants. Wittekindt et al. (2001) investigated the binding of *conantokin-G* (74), a peptide derived from the venom of the marine cone snail *Conus geographus*, on recombinant NMDA receptors carrying point mutations within the glycine and glutamate binding pockets of the NR1 and NR2B subunits. Because mutations located in the glutamate binding site of the NR2B subunit were found to significantly affect conantokin-G binding, the investigators concluded that this peptide inhibited the NMDA receptor currents at the “*glutamate binding site via a competitive mechanism*”. A new member of the conantokin peptide family, *conantokin-L* (75), was isolated and characterized from a heretofore unexamined species, the marine fish-hunting cone snail *Conus lynceus* (Jimenez et al., 2002). Conantokin-L had extensive sequence identities with conantokin-R and was a potent NMDA receptor antagonist in mammalian CNS neurons in culture. However, conantokin-L was a far less potent anticonvulsant in the audiogenic mouse model of epilepsy, probably as a result of the lack of C-terminal acids.

The authors note that the discovery of conantokin-L will definitely contribute to the development of a “*clinically effective and well-tolerated NMDA antagonist that possesses both anticonvulsant and neuroprotective properties*”.

#### 4. Marine compounds with miscellaneous mechanisms of action

The structures of marine compounds with miscellaneous mechanisms of action are presented in Fig. 3. Interestingly and in contrast with the 75 chemicals included in Figs. 1 and 2, this third group of 31 marine compounds includes not only nitrogen-containing compounds (i.e. proteins, peptides), terpenes and polyketides but also a few polysaccharides.

As shown in Table 3, for some of these marine natural products, namely *antillatoxin* (77), *azaspiracid-1* (79), *bistratene A* (80), *bryostatin-1* (82), *coscinosulfate* (83), *debromohymenialdisine* (84), *halenaquinol* (88), *halenaquinone* (89), *hectochlorin* (90), *maitotoxin* (96), *pectenotoxin-6* (98), *sculezonone A and B* (99 and 100), *scytonemin* (61), *stolonoxides* (101), *xetospongine-C* (105) and *yessotoxin* (106), both the pharmacological activity and molecular mechanism of action were reported.

In contrast, for the marine compounds *aerophysinin-1* (76), *aplysiallene* (78), *bryoanthrathiophene* (81), *chlorogentisylquinone* (85), *discodermin A* (86), *farnesylhydroquinone* (87), *iantherans A and B* (91 and 92), *jaspaquinol* (93), *jasplankinolide* (39), *linckosides A and B* (94 and 95), *micropeptins* (97), *swinholide A* (102) and *wondonins A and B* (103 and 104), while a pharmacological activity was investigated, no additional information was reported on the molecular mechanism of action.

#### 5. Reviews on marine pharmacology

Several reviews covering selected aspects of marine pharmacology and toxicology were published during 2001–2002: the chemistry and biological function of natural marine toxins (Yasumoto, 2001); a retrospective on the conotoxins (Olivera and Cruz, 2001);  $\alpha$ -conotoxins as pharmacological tools and potential drug leads (Dutton and Craik, 2001); ciguatera fish poisoning (Hokama and Yoshikawa-Ebesu, 2001); toxic marine microalgae (Daranas et al., 2001); advances in chemical and biological research with marine indoles and carbazole alkaloids (Pindur and Lemster, 2001); biologically active marine proteins (O’Keefe, 2001); bioactive marine compounds from coral reef invertebrates (Higa et al., 2001); glycolipids with immunomodulating activity from marine sponges (Costantino et al., 2001); marine lipids and coronary heart disease (Colquhoun, 2001); anticoagulant properties of sulfated glycosaminoglycans (Pavao, 2002); sea-anemone pore-forming proteins and their pharmacological and medical use (Anderluh and Menestrina, 2001); cytolytic peptide and protein toxins from sea anemones (Anderluh and Macek, 2002); okadaic acid as the archetypal serine/threonine protein phosphatase inhibitor (Dounay and Forsyth, 2002) and useful tool for studying cellular processes (Fernandez et al., 2002); marine microorganisms for the production of bioactive metabolites (Wagner-Dobler et al., 2002); cyanobacterial toxins and their implications for human health (Rao et al., 2002); the pharmacological activity of fish venoms (Church and Hodgson, 2002); and the chemistry of marine natural products (Faulkner, 2001; Faulkner, 2002).

## 6. Conclusion

Although during 2001–2002 no new marine natural product was approved for patient care by the U.S. Food and Drug Administration, the present review documents the fact that during 2001–2002 preclinical pharmacological research with marine chemicals continued to proceed at a very active pace, involving both natural product chemists and pharmacologists from 29 countries including the United States. Although this review has mainly focused on recent developments in the preclinical pharmacology of 106 marine natural products, the reader should be aware that concomitant to the mechanistic characterization of marine natural products, the issues of supply, formulation, and manufacturing represent important challenges that need to be met for the successful development of novel pharmaceutical agents. These issues were approached in 2002 by three companies involved in the development of novel pharmaceuticals from marine sources (Fenical et al., 2002; Garcia-Fernandez et al., 2002; Mayer, 2002; Sennett et al., 2002).

## Acknowledgments

This publication was made possible by grant number 1R15 ES012654, from the National Institute of Environmental Health Sciences, NIH (to AMSM); 1R01A136596, from the National Institute of Allergy and Infectious Diseases, NIH and the Medicines for Malaria Venture (MMV) to MTH; and Midwestern University. Its content is solely the responsibility of the authors and does not necessarily represent the official views of the NIEHS, NIH. Jennifer Allman is gratefully acknowledged for her assistance with the preparation of figures (MTH). Excellent support for literature searches and article retrieval by library staff members as well as medical and pharmacy students from Midwestern University is most gratefully acknowledged. The authors wish to specially thank Mrs. Victoria Sears and Ms. Mary Hall for their assistance in the preparation of this manuscript.

## References

- Ali MS, Saleem M, Yamdagni R, Ali MA. Steroid and antibacterial steroidal glycosides from marine green alga *Codium iyengarii* Borgesen. *Nat Prod Lett.* 2002; 16:407–413. [PubMed: 12462346]
- Anderluh G, Macek P. Cytolytic peptide and protein toxins from sea anemones (Anthozoa: Actiniaria). *Toxicon.* 2002; 40:111–124. [PubMed: 11689232]
- Anderluh, G.; Menestrina, G. Pore forming proteins from sea anemones and the construction of immunotoxins for selective killing of harmful cells. In: Fingerma, M.; Rachakonda, N., editors. *Bio-organic Compounds: Chemistry and Biomedical Applications.* Science Publishers; Enfield: 2001. p. 131-148.
- Anderson WG, Ali MF, Einarsdottir IE, Schaffer L, Hazon N, Conlon JM. Purification, characterization, and biological activity of insulins from the spotted dogfish, *Scyliorhinus canicula*, and the hammerhead shark, *Sphyrna lewini*. *Gen Comp Endocrinol.* 2002; 126:113–122. [PubMed: 11944972]
- Asolkar RN, Maskey RP, Helmke E, Laatsch H. Chalconomycin B, a new macrolide antibiotic from the marine isolate *Streptomyces* sp B7064. *J Antibiot (Tokyo).* 2002; 55:893–898. [PubMed: 12523822]
- Barsby T, Kelly MT, Gagne SM, Andersen RJ. Bogorol A produced in culture by a marine *Bacillus* sp reveals a novel template for cationic peptide antibiotics. *Org Lett.* 2001; 3:437–440. [PubMed: 11428033]
- Barsby T, Kelly MT, Andersen RJ. Tupuseleiamides and basiliskamides, new acyl dipeptides and antifungal polyketides produced in culture by a *Bacillus laterosporus* isolate obtained from a tropical marine habitat. *J Nat Prod.* 2002; 65:1447–1451. [PubMed: 12398541]
- Bunc M, Strupi-Suput J, Vodovnik A, Suput D. Toxic effects of head-to-tail 3-alkylpyridinium polymers isolated from the marine sponge *Reniera sarai* in rat. *Toxicon.* 2002; 40:843–849. [PubMed: 12076636]
- Carroll J, Jonsson EN, Ebel R, Hartman MS, Holman TR, Crews P. Probing sponge-derived terpenoids for human 15-lipoxygenase inhibitors. *J Org Chem.* 2001; 66:6847–6851. [PubMed: 11597201]

- Chinworrungsee M, Kittakoop P, Isaka M, Rungrod A, Tanticharoen M, Thebtaranonth Y. Antimalarial halorosellinic acid from the marine fungus *Halorosellinia oceanica*. *Bioorg Med Chem Lett*. 2001; 11:1965–1969. [PubMed: 11454459]
- Church JE, Hodgson WC. The pharmacological activity of fish venoms. *Toxicon*. 2002; 40:1083–1093. [PubMed: 12165309]
- Colquhoun DM. Nutraceuticals: vitamins and other nutrients in coronary heart disease. *Curr Opin Lipidol*. 2001; 12:639–646. [PubMed: 11801864]
- Costantino, V.; Fattorusso, E.; Mangoni, A. Glycolipids with immunomodulating activity from marine sponges. In: Tringali, C., editor. *Bioactive Compounds from Natural Sources: Isolation, Characterization and Biological Properties*. Taylor and Francis; London: 2001. p. 555-575.
- Cueto M, Jensen PR, Kauffman C, Fenical W, Lobkovsky E, Clardy J. Pestalone, a new antibiotic produced by a marine fungus in response to bacterial challenge. *J Nat Prod*. 2001; 64:1444–1446. [PubMed: 11720529]
- Curman D, Cinel B, Williams DE, Rundle N, Block WD, Goodarzi AA, Hutchins JR, Clarke PR, Zhou BB, Lees-Miller SP, Andersen RJ, Roberge M. Inhibition of the G2 DNA damage checkpoint and of protein kinases Chk1 and Chk2 by the marine sponge alkaloid debromohymenialdisine. *J Biol Chem*. 2001; 276:17914–17919. [PubMed: 11279124]
- Daferner M, Anke T, Sterner O. Zopfiellamides A and B, antimicrobial pyrrolidinone derivatives from the marine fungus *Zopfiella latipes*. *Tetrahedron*. 2002; 58:7781–7784.
- Dal Piaz F, Casapullo A, Randazzo A, Riccio R, Pucci P, Marino G, Gomez-Paloma L. Molecular basis of phospholipase A2 inhibition by petrosaspongiolide M. *Chembiochem*. 2002; 3:664–671. [PubMed: 12325001]
- Daranas AH, Norte M, Fernandez JJ. Toxic marine microalgae. *Toxicon*. 2001; 39:1101–1132. [PubMed: 11306122]
- de la Rosa LA, Alfonso A, Vilarino N, Vieytes MR, Botana LM. Modulation of cytosolic calcium levels of human lymphocytes by yessotoxin, a novel marine phycotoxin. *Biochem Pharmacol*. 2001; 61:827–833. [PubMed: 11274968]
- Diakov A, Koch JP, Ducoudret O, Muller-Berger S, Fromter E. The disulfonic stilbene DIDS and the marine poison maitotoxin activate the same two types of endogenous cation conductance in the cell membrane of *Xenopus laevis* oocytes. *Pflugers Arch*. 2001; 442:700–708. [PubMed: 11512026]
- Dorandeu F, Hesters R, Girard F, Four E, Foquin A, Bon C, Lallement G, Faure G. Inhibition of crotoxin phospholipase A(2) activity by manoalide associated with inactivation of crotoxin toxicity and dissociation of the heterodimeric neurotoxic complex. *Biochem Pharmacol*. 2002; 63:755–761. [PubMed: 11992645]
- Dounay AB, Forsyth CJ. Okadaic acid: the archetypal serine/threonine protein phosphatase inhibitor. *Curr Med Chem*. 2002; 9:1939–1980. [PubMed: 12369865]
- Duarte ME, Noseda DG, Noseda MD, Tulio S, Pujol CA, Damonte EB. Inhibitory effect of sulfated galactans from the marine alga *Bostrychia montagnei* on herpes simplex virus replication in vitro. *Phytomedicine*. 2001; 8:53–58. [PubMed: 11292240]
- Dutton JL, Craik DJ. Alpha-conotoxins: nicotinic acetylcholine receptor antagonists as pharmacological tools and potential drug leads. *Curr Med Chem*. 2001; 8:327–344. [PubMed: 11172693]
- Edrada RA, Ebel R, Supriyono A, Wray V, Schupp P, Steube K, Van Soest R, Proksch P. Swinhoeamide A, a new highly active calyculin derivative from the marine sponge *Theonella swinhoei*. *J Nat Prod*. 2002a; 65:1168–1172. [PubMed: 12193024]
- Edrada RA, Heubes M, Brauers G, Wray V, Berg A, Grafe U, Wohlfarth M, Muhlbacher J, Schaumann K, Sudarsono S, Bringmann G, Proksch P. Online analysis of xestodecalactones AC, novel bioactive metabolites from the fungus *Penicillium cf montanense* and their subsequent isolation from the sponge *Xestospongia exigua*. *J Nat Prod*. 2002b; 65:1598–1604. [PubMed: 12444683]
- El Sayed KA, Kelly M, Kara UA, Ang KK, Katsuyama I, Dunbar DC, Khan AA, Hamann MT. New manzamine alkaloids with potent activity against infectious diseases. *J Am Chem Soc*. 2001; 123:1804–1808. [PubMed: 11456797]

- El Sayed KA, Yousaf M, Hamann MT, Avery MA, Kelly M, Wipf P. Microbial and chemical transformation studies of the bioactive marine sesquiterpenes (*S*)-(+)-curcuphenol and -curcudiol isolated from a deep reef collection of the Jamaican sponge *Didiscus oxeata*. *J Nat Prod.* 2002; 65:1547–1553. [PubMed: 12444675]
- Ermakova SP, Burtseva YV, Sova VV, Kratchun VV, Zvyagintseva TN. Proteins of brown seaweeds as inhibitors of endo-1-3-beta-D-glucanases of marine invertebrates. *Biochemistry (Mosc).* 2001; 66:188–194. [PubMed: 11255127]
- Faulkner DJ. Marine natural products. *Nat Prod Rep.* 2001; 18:1–49. [PubMed: 11245399]
- Faulkner DJ. Marine natural products. *Nat Prod Rep.* 2002; 19:1–48. [PubMed: 11902436]
- Fenical W, Sethna KM, Lloyd GK. Marine microorganisms as a developing resource for drug discovery. *Pharm News.* 2002; 9:489–494.
- Fernandez JJ, Candenias ML, Souto ML, Trujillo MM, Norte M. Okadaic acid, useful tool for studying cellular processes. *Curr Med Chem.* 2002; 9:229–262. [PubMed: 11860357]
- Fontana A, Cimino G, Gavagnin M, Gonzalez MC, Estornell E. Novel inhibitors of mitochondrial respiratory chain: endoperoxides from the marine tunicate *Stolonica socialis*. *J Med Chem.* 2001; 44:2362–2365. [PubMed: 11428930]
- Frey MR, Leontieva O, Watters DJ, Black JD. Stimulation of protein kinase C-dependent and -independent signaling pathways by bistratene A in intestinal epithelial cells. *Biochem Pharmacol.* 2001; 61:1093–1100. [PubMed: 11301042]
- Fujiwara H, Matsunaga K, Saito M, Hagiya S, Furukawa K, Nakamura H, Ohizumi Y. Halenaquinone, a novel phosphatidylinositol 3-kinase inhibitor from a marine sponge, induces apoptosis in PC12 cells. *Eur J Pharmacol.* 2001; 413:37–45. [PubMed: 11173061]
- Garcia-Fernandez LF, Reyes F, Sanchez-Puelles JM. The marine pharmacy: new antitumoral compounds from the sea. *Pharm News.* 2002; 9:495–501.
- Gochfeld DJ, Hamann MT. Isolation and biological evaluation of filiformin, plakortide F, and plakortone G from the Caribbean sponge *Plakortis* sp. *J Nat Prod.* 2001; 64:1477–1479. [PubMed: 11720540]
- Gorshkova IA, Gorshkov BA, Fedoreev SA, Stonik VA. Halenaquinol, a natural cardioactive pentacyclic hydroquinone, interacts with sulfhydryls on rat brain Na(+), K(+)-ATPase. *Comp Biochem Physiol C, Comp Pharmacol Toxicol.* 2001; 128:531–540.
- Higa T, Tanaka J, Ohtani II, Musman M, Roy MC, Kuroda I. Bioactive compounds from coral reef invertebrates. *Pure Appl Chem.* 2001; 73:589–593.
- Hokama Y, Yoshikawa-Ebesu JSM. Ciguatera fish poisoning: a foodborne disease [Review]. *J Toxicol, Toxin Rev.* 2001; 20:85–139.
- Hu JF, Schetz JA, Kelly M, Peng JN, Ang KK, Flotow H, Leong CY, Ng SB, Buss AD, Wilkins SP, Hamann MT. New anti-infective and human 5-HT<sub>2</sub> receptor binding natural and semi-synthetic compounds from the Jamaican sponge *Smenospongia aurea*. *J Nat Prod.* 2002; 65:476–480. [PubMed: 11975483]
- Isaka M, Suyarnsestakorn C, Tanticharoen M, Kongsaree P, Thebtaranonth Y. Aigialomycins A–E, new resorcylic macrolides from the marine mangrove fungus *Aigialus parvus*. *J Org Chem.* 2002; 67:1561–1566. [PubMed: 11871887]
- Iwata S, Saito S, Kon-ya K, Shizuri Y, Ohizumi Y. Novel marine-derived halogen-containing gramine analogues induce vaso-relaxation in isolated rat aorta. *Eur J Pharmacol.* 2001; 432:63–70. [PubMed: 11734189]
- Jadulco R, Proksch P, Wray V, Sudarsono Berg A, Grafe U. New macrolides and furan carboxylic acid derivative from the sponge-derived fungus *Cladosporium herbarum*. *J Nat Prod.* 2001; 64:527–530. [PubMed: 11325242]
- Jang WS, Kim KN, Lee YS, Nam MH, Lee IH. Halocidin: a new antimicrobial peptide from hemocytes of the solitary tunicate, *Halocynthia aurantium*. *FEBS Lett.* 2002; 521:81–86. [PubMed: 12067731]
- Jeong SJ, Higuchi R, Miyamoto T, Ono M, Kuwano M, Mawatari SF. Bryoanthrathiophene, a new antiangiogenic constituent from the bryozoan *Watersipora subtorquata* (d'Orbigny, 1852). *J Nat Prod.* 2002; 65:1344–1345. [PubMed: 12350162]

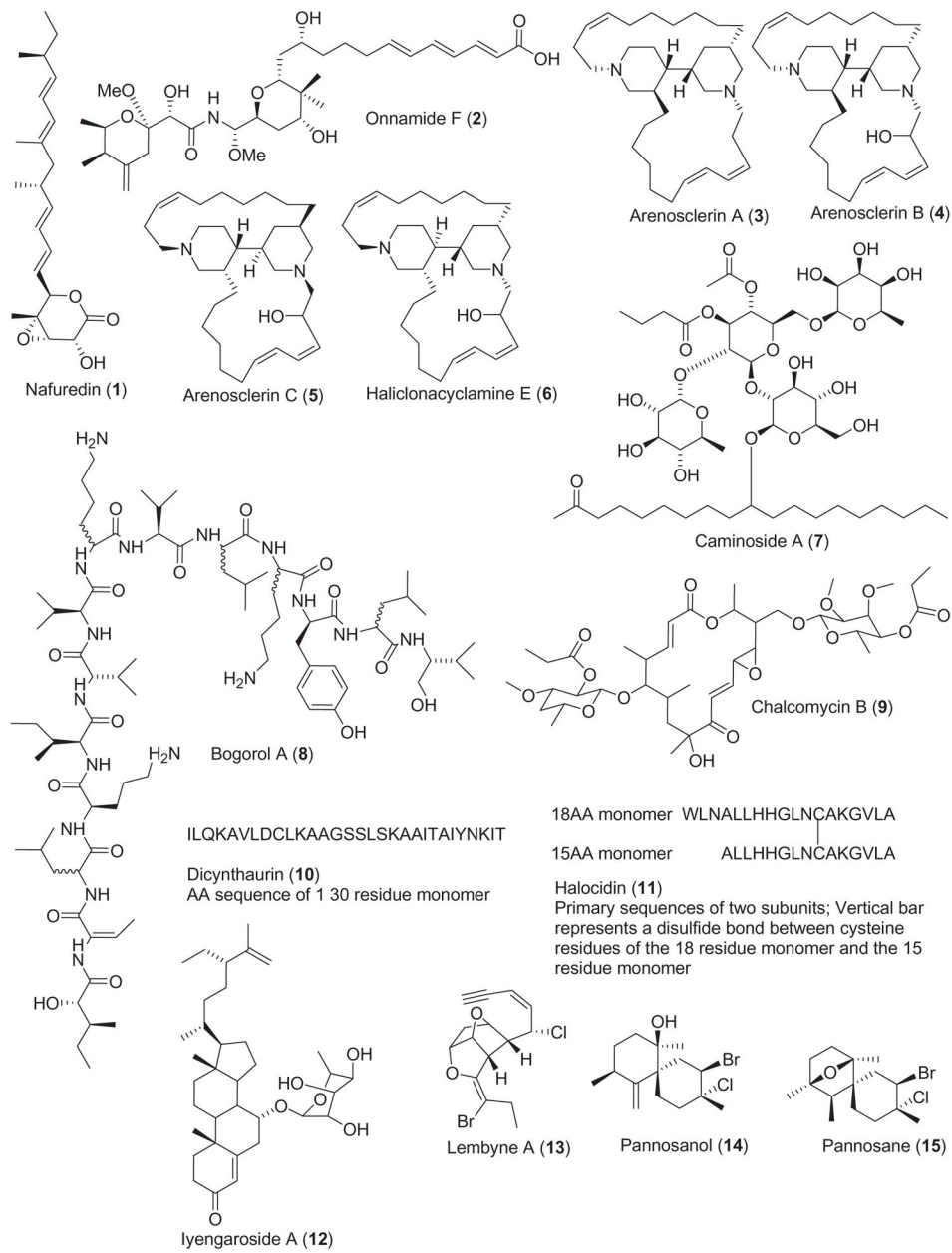
- Jimenez EC, Donevan S, Walker C, Zhou LM, Nielsen J, Cruz LJ, Armstrong H, White HS, Olivera BM. Conantokin-L, a new NMDA receptor antagonist: determinants for anticonvulsant potency. *Epilepsy Res.* 2002; 51:73–80. [PubMed: 12350383]
- Juge M, Grimaud N, Biard JF, Sauviat MP, Nabil M, Verbist JF, Petit JY. Cardiovascular effects of lepadiformine, an alkaloid isolated from the ascidians *Clavelina lepadiformis* (Muller) and *C. moluccensis* (Sluiter). *Toxicon.* 2001; 39:1231–1237. [PubMed: 11306135]
- Kaji T, Fujiwara Y, Inomata Y, Hamada C, Yamamoto C, Shimada S, Lee JB, Hayashi T. Repair of wounded monolayers of cultured bovine aortic endothelial cells is inhibited by calcium spirulan, a novel sulfated polysaccharide isolated from *Spirulina platensis*. *Life Sci.* 2002; 70:1841–1848. [PubMed: 12005170]
- Lazaro JE, Nitcheu J, Predicala RZ, Mangalindan GC, Nesslany F, Marzin D, Concepcion GP, Diquet B. Heptyl prodigiosin, a bacterial metabolite, is antimalarial in vivo and non-mutagenic in vitro. *J Nat Toxins.* 2002; 11:367–377. [PubMed: 12503881]
- Lee IH, Lee YS, Kim CH, Kim CR, Hong T, Menzel L, Boo LM, Pohl J, Sherman MA, Waring A, Lehrer RI. Dicynthaurin: an antimicrobial peptide from hemocytes of the solitary tunicate, *Halocynthia aurantium*. *Biochim Biophys Acta.* 2001; 1527:141–148. [PubMed: 11479030]
- Leira F, Cabado AG, Vieytes MR, Roman Y, Alfonso A, Botana LM, Yasumoto T, Malaguti C, Rossini GP. Characterization of F-actin depolymerization as a major toxic event induced by pectenotoxin-6 in neuroblastoma cells. *Biochem Pharmacol.* 2002; 63:1979–1988. [PubMed: 12093474]
- Li WI, Berman FW, Okino T, Yokokawa F, Shioiri T, Gerwick WH, Murray TF. Antillatoxin is a marine cyanobacterial toxin that potently activates voltage-gated sodium channels. *Proc Natl Acad Sci U S A.* 2001; 98:7599–7604. [PubMed: 11416227]
- Linnington RG, Robertson M, Gauthier A, Finlay BB, Van Soest R, Andersen RJ. Caminoside A, an antimicrobial glycolipid isolated from the marine sponge *Caminus sphaeroconia*. *Org Lett.* 2002; 4:4089–4092. [PubMed: 12423093]
- Liu CH, Meng JC, Zou WX, Huang LL, Tang HQ, Tan RX. Antifungal metabolite with a new carbon skeleton from *Keissleriella* sp Y54108, a marine filamentous fungus. *Planta Med.* 2002a; 68:363–365. [PubMed: 11988865]
- Liu RS, Yang JH, Liu WY. Isolation and enzymatic characterization of lamjapin, the first ribosome-inactivating protein from cryptogamic algal plant (*Laminaria japonica* A). *Eur J Biochem.* 2002b; 269:4746–4752. [PubMed: 12354105]
- Loukaci A, Le SI, Samadi M, Leclerc S, Damiens E, Meijer L, Debitus C, Guyot M. Coscinosulfate, a CDC25 phosphatase inhibitor from the sponge *Coscinoderma mathewsi*. *Bioorg Med Chem.* 2001; 9:3049–3054. [PubMed: 11597488]
- Loya S, Rudi A, Kashman Y, Hizi A. Mode of inhibition of HIV-1 reverse transcriptase by polyacetylenetriol, a novel inhibitor of RNA- and DNA-directed DNA polymerases. *Biochem J.* 2002; 362:685–692. [PubMed: 11879196]
- Marquez BL, Watts KS, Yokochi A, Roberts MA, Verdier-Pinard P, Jimenez JI, Hamel E, Scheuer PJ, Gerwick WH. Structure and absolute stereochemistry of hectochlorin, a potent stimulator of actin assembly. *J Nat Prod.* 2002; 65:866–871. [PubMed: 12088429]
- Matou S, Helley D, Chabut D, Bros A, Fischer AM. Effect of fucoidan on fibroblast growth factor-2-induced angiogenesis in vitro. *Thromb Res.* 2002; 106:213–221. [PubMed: 12297128]
- Mayer AMS. Current marine pharmacology contributions to new drug development in the biopharmaceutical industry. *Pharm News.* 2002; 9:479–482.
- Mayer AMS, Hamann MT. Marine pharmacology in 1999: compounds with antibacterial, anticoagulant, antifungal, anti-inflammatory, anthelmintic, anti-inflammatory, antiplatelet, antiprotozoal and antiviral activities; affecting the cardiovascular, endocrine, immune, and nervous systems; and other miscellaneous mechanisms of action. *Comp Biochem Physiol C, Comp Pharmacol Toxicol.* 2002; 132:315–339.
- Mayer AMS, Hamann MT. Marine pharmacology in 2000: marine compounds with antibacterial, anticoagulant, antifungal, anti-inflammatory, antimalarial, antiplatelet, antituberculosis, and antiviral activities; affecting the cardiovascular, immune, and nervous systems and other miscellaneous mechanisms of action. *Mar Biotechnol (NY).* 2004; 6:37–52. [PubMed: 14583811]

- Mayer AMS, Lehmann VKB. Marine pharmacology in 1998: marine compounds with antibacterial, anticoagulant, antifungal, anti-inflammatory, anthelmintic, antiplatelet, antiprotozoal, and antiviral activities; with actions on the cardiovascular, endocrine, immune, and nervous systems; and other miscellaneous mechanisms of action. *Pharmacologist*. 2000; 42:62–69.
- Mayer AM, Hall M, Fay MJ, Lamar P, Pearson C, Prozialeck WC, Lehmann VK, Jacobson PB, Romanic AM, Uz T, Manev H. Effect of a short-term in vitro exposure to the marine toxin domoic acid on viability, tumor necrosis factor-alpha, matrix metal-loproteinase-9 and superoxide anion release by rat neonatal microglia. *BMC Pharmacol*. 2001; 1:7. [PubMed: 11686853]
- Mizuno Y, Makioka A, Kawazu S, Kano S, Kawai S, Akaki M, Aikawa M, Ohtomo H. Effect of jasplakinolide on the growth, invasion, and actin cytoskeleton of *Plasmodium falciparum*. *Parasitol Res*. 2002; 88:844–848. [PubMed: 12172817]
- Mohapatra BR, Bapuji M, Sree A. Antifungal efficacy of bacteria isolated from marine sedentary organisms. *Folia Microbiol (Praha)*. 2002; 47:51–55. [PubMed: 11980270]
- Morales-Tlalpan V, Vaca L. Modulation of the maitotoxin response by intracellular and extracellular cations. *Toxicon*. 2002; 40:493–500. [PubMed: 11821120]
- Murray AP, Muniain C, Seldes AM, Maier MS. Patagonicoside A: a novel antifungal disulfated triterpene glycoside from the sea cucumber *Psolus patagonicus*. *Tetrahedron*. 2001; 57:9563–9568.
- Nakao Y, Takada K, Matsunaga S, Fusetani N. Calyceramides A–C: neuraminidase inhibitory sulfated ceramides from the marine sponge *Discodermia calyx*. *Tetrahedron*. 2001; 57:3013–3017.
- Napolitano A, Bruno I, Rovero P, Lucas R, Peris MP, Gomez-Paloma L, Riccio R. Synthesis, structural aspects and bioactivity of the marine cyclopeptide hymenamides C. *Tetrahedron*. 2001; 57:6249–6255.
- Napolitano A, Bruno I, Rovero P, Lucas R, Peris MP, Gomez-Paloma L, Riccio R. Synthesis and biological properties of the seven alanine-modified analogues of the marine cyclopeptide hymenamides C. *J Pept Sci*. 2002; 8:407–417. [PubMed: 12212804]
- Nishimura S, Matsunaga S, Shibasaki M, Suzuki K, Harada N, Naoki H, Fusetani N. Corticatic acids D and E, polyacetylenic geranylgeranyltransferase type I inhibitors, from the marine sponge *Petrosia corticata*. *J Nat Prod*. 2002; 65:1353–1356. [PubMed: 12350165]
- Nogle LM, Okino T, Gerwick WH. Antillatoxin B, a neurotoxic lipopeptide from the marine cyanobacterium *Lyngbya majuscula*. *J Nat Prod*. 2001; 64:983–985. [PubMed: 11473443]
- O’Keefe BR. Biologically active proteins from natural product extracts. *J Nat Prod*. 2001; 64:1373–1381. [PubMed: 11678673]
- Okamoto Y, Nitanda N, Ojika M, Sakagami Y. Aplysiallene, a new bromoallene as an Na, K-ATPase inhibitor from the sea hare, *Aplysia kurodai*. *Biosci Biotechnol Biochem*. 2001a; 65:474–476. [PubMed: 11302194]
- Okamoto Y, Ojika M, Suzuki S, Murakami M, Sakagami Y. Iantherans A and B, unique dimeric polybrominated benzofurans as Na, K-ATPase inhibitors from a marine sponge, *Ianthella* sp. *Bioorg Med Chem*. 2001b; 9:179–183. [PubMed: 11197338]
- Olivera BM, Cruz LJ. Conotoxins, in retrospect [Review]. *Toxicon*. 2001; 39:7–14. [PubMed: 10936619]
- Omura S, Miyadera H, Ui H, Shiomi K, Yamaguchi Y, Masuma R, Nagamitsu T, Takano D, Sunazuka T, Harder A, Kolbl H, Namikoshi M, Miyoshi H, Sakamoto K, Kita K. An anthelmintic compound, nafuredin, shows selective inhibition of complex I in helminth mitochondria. *Proc Natl Acad Sci U S A*. 2001; 98:60–62. [PubMed: 11120889]
- Ozaki H, Hori M, Kim YS, Kwon SC, Ahn DS, Nakazawa H, Kobayashi M, Karaki H. Inhibitory mechanism of xestospongins C on contraction and ion channels in the intestinal smooth muscle. *Br J Pharmacol*. 2002; 137:1207–1212. [PubMed: 12466229]
- Pavao MS. Structure and anticoagulant properties of sulfated glycosaminoglycans from primitive Chordates. *An Acad Bras Cienc*. 2002; 74:105–112. [PubMed: 11960179]
- Peng JN, Walsh K, Weedman V, Berghold JD, Lynch J, Lieu KL, Braude IA, Kelly M, Hamann MT. The new bioactive diterpenes cyanthiwigins E–AA from the Jamaican sponge *Myrmekioderma styx*. *Tetrahedron*. 2002; 58:7809–7819.
- Pereira MS, Vilela-Silva AC, Valente AP, Mourao PA. A 2-sulfated, 3-linked alpha-L-galactan is an anticoagulant polysaccharide. *Carbohydr Res*. 2002; 337:2231–2238. [PubMed: 12433487]

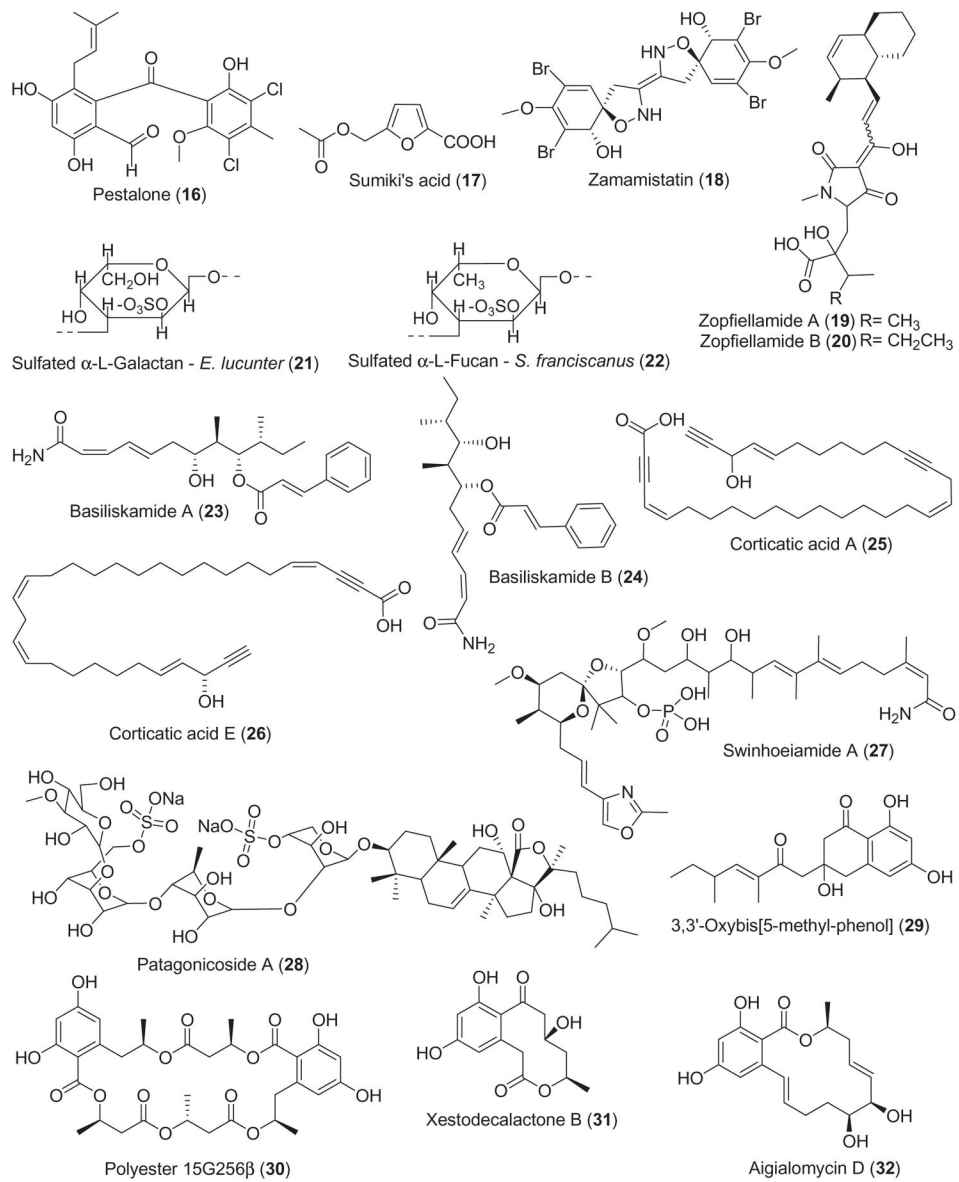


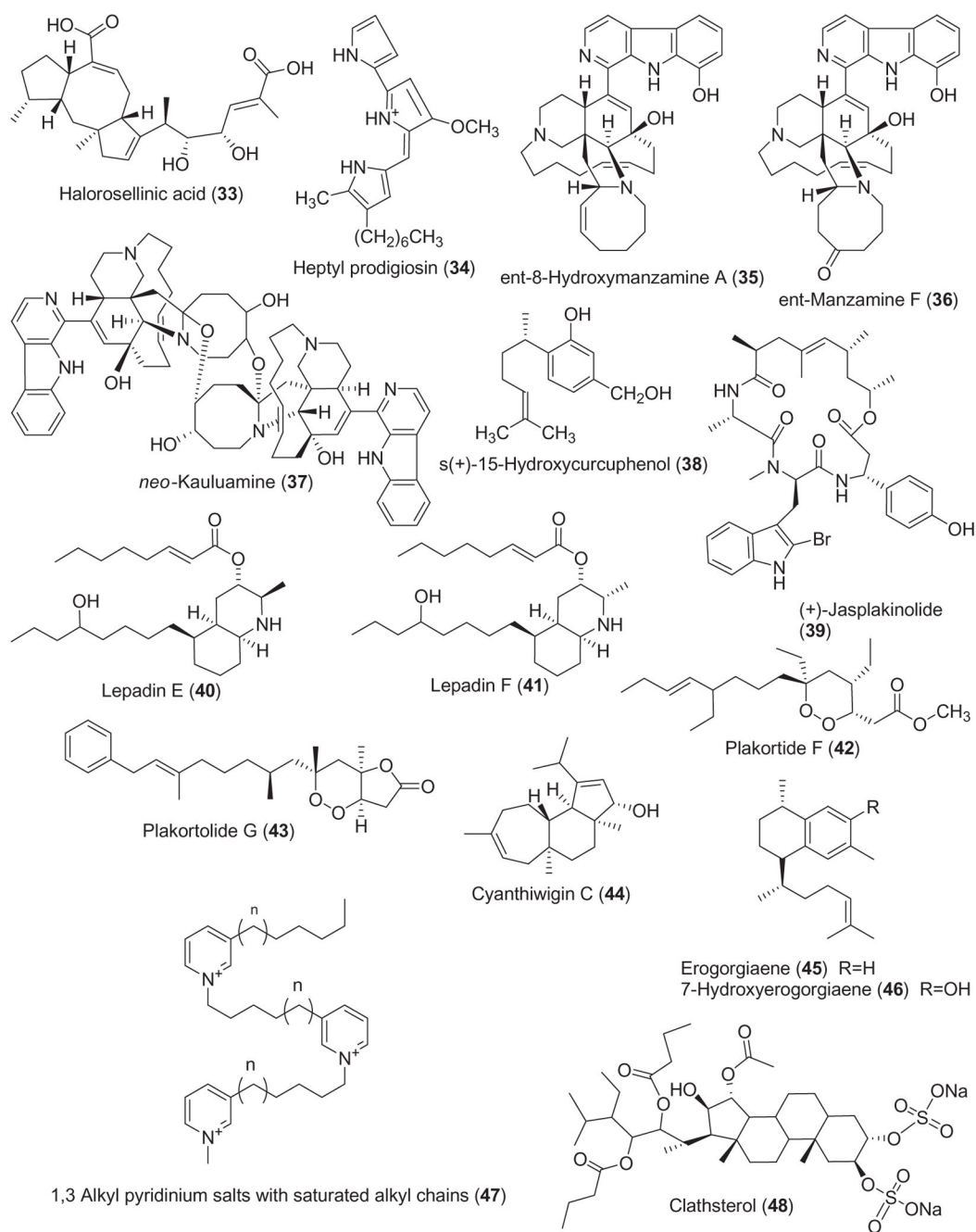
- Perpelescu M, Kobayashi J, Furuta M, Ito Y, Izuta S, Takemura M, Suzuki M, Yoshida S. Novel phenalenone derivatives from a marine-derived fungus exhibit distinct inhibition spectra against eukaryotic DNA polymerases. *Biochemistry*. 2002; 41:7610–7616. [PubMed: 12056892]
- Perry TL, Dickerson A, Khan AA, Kondru RK, Beratan DN, Wipf P, Kelly M, Hamann MT. New peroxy lactones from the Jamaican sponge *Plakinastrella onkodes*, with inhibitory activity against the AIDS opportunistic parasitic infection *Toxoplasma gondii*. *Tetrahedron*. 2001; 57:1483–1487.
- Pindur U, Lemster T. Advances in marine natural products of the indole and annelated indole series: chemical and biological aspects. *Curr Med Chem*. 2001; 8:1681–1698. [PubMed: 11562288]
- Preeprame S, Hayashi K, Lee JB, Sankawa U, Hayashi T. A novel antivirally active fucan sulfate derived from an edible brown alga, *Sargassum horneri*. *Chem Pharm Bull (Tokyo)*. 2001; 49:484–485. [PubMed: 11310680]
- Qi J, Ojika M, Sakagami Y. Linckosides A and B, two new neuritogenic steroid glycosides from the Okinawan starfish *Linckia laevigata*. *Bioorg Med Chem*. 2002; 10:1961–1966. [PubMed: 11937355]
- Rabah D, Grant S, Ma C, Conrad DH. Bryostatin-1 specifically inhibits in vitro IgE synthesis. *J Immunol*. 2001; 167:4910–4918. [PubMed: 11673496]
- Randazzo A, Bifulco G, Giannini C, Bucci M, Debitus C, Cirino G, Gomez-Paloma L. Halipeptins A and B: two novel potent anti-inflammatory cyclic depsipeptides from the Vanuatu marine sponge *Haliclona* species. *J Am Chem Soc*. 2001; 123:10870–10876. [PubMed: 11686688]
- Rao PV, Gupta N, Bhaskar AS, Jayaraj R. Toxins and bioactive compounds from cyanobacteria and their implications on human health. *J Environ Biol*. 2002; 23:215–224. [PubMed: 12597562]
- Rashid MA, Gustafson KR, Cartner LK, Shigematsu N, Pannell LK, Boyd MR. Microspinosamide, a new HIV-inhibitory cyclic depsipeptide from the marine sponge *Sidonops microspinosa*. *J Nat Prod*. 2001; 64:117–121. [PubMed: 11170684]
- Reshef V, Carmeli S. Protease inhibitors from a water bloom of the cyanobacterium *Microcystis aeruginosa*. *Tetrahedron*. 2001; 57:2885–2894.
- Rodriguez AD, Ramirez C. Serrulatane diterpenes with anti-mycobacterial activity isolated from the West Indian sea whip *Pseudopterogorgia elisabethae*. *J Nat Prod*. 2001; 64:100–102. [PubMed: 11170678]
- Rodriguez-Nieto S, Gonzalez-Iriarte M, Carmona R, Munoz-Chapul R, Medina MA, Quesada AR. Antiangiogenic activity of aeroplysinin-1, a brominated compound isolated from a marine sponge. *FASEB J*. 2002; 16:261–263. [PubMed: 11772945]
- Roman Y, Alfonso A, Louzao MC, de la Rosa LA, Leira F, Vieites JM, Vieytes MR, Ofuji K, Satake M, Yasumoto T, Botana LM. Azaspiracid-1, a potent, nonapoptotic new phycotoxin with several cell targets. *Cell Signal*. 2002; 14:703–716. [PubMed: 12020771]
- Rowley DC, Hansen MS, Rhodes D, Sotriffer CA, Ni H, McCammon JA, Bushman FD, Fenical W. Thalassiolins A–C: new marine-derived inhibitors of HIV cDNA integrase. *Bioorg Med Chem*. 2002; 10:3619–3625. [PubMed: 12213478]
- Rudi A, Yosief T, Loya S, Hizi A, Schleyer M, Kashman Y. Clathsterol, a novel anti-HIV-1 RT sulfated sterol from the sponge *Clathria* species. *J Nat Prod*. 2001; 64:1451–1453. [PubMed: 11720531]
- Sakai R, Koike T, Sasaki M, Shimamoto K, Oiwa C, Yano A, Suzuki K, Tachibana K, Kamiya H. Isolation, structure determination, and synthesis of neodysiherbaine a, a new excitatory amino acid from a marine sponge. *Org Lett*. 2001a; 3:1479–1482. [PubMed: 11388846]
- Sakai R, Swanson GT, Shimamoto K, Green T, Contractor A, Ghetti A, Tamura-Horikawa Y, Oiwa C, Kamiya H. Pharmacological properties of the potent epileptogenic amino acid dysiherbaine, a novel glutamate receptor agonist isolated from the marine sponge *Dysidea herbacea*. *J Pharmacol Exp Ther*. 2001b; 296:650–658. [PubMed: 11160654]
- Sato K, Horibe K, Amano K, Mitusi-Saito M, Hori M, Matsunaga S, Fusetani N, Ozaki H, Karaki H. Membrane permeabilization induced by discodermin A, a novel marine bioactive peptide. *Toxicon*. 2001; 39:259–264. [PubMed: 10978743]
- Schlingmann G, Milne L, Carter GT. Isolation and identification of antifungal polyesters from the marine fungus *Hypoxylon oceanicum* LL-15G256. *Tetrahedron*. 2002; 58:6825–6835.

- Schmitz, FJ.; Bowden, BF.; Toth, SI. Antitumor and cytotoxic compounds from marine organisms. In: Attaway, DH.; Zaborsky, OR., editors. *Marine Biotechnology, Pharmaceutical and Bioactive Natural Products*. Vol. 1. Plenum Press; New York: 2003. p. 197-308.
- Sennett SH, McCarthy PJ, Wright AE, Pomponi SA. Natural products from marine invertebrates: the harbor branch oceanographic institution experience. *Pharm News*. 2002; 9:483–488.
- Shin J, Rho JR, Seo Y, Lee HS, Cho KW, Kwon HJ, Sim CJ. Wondonins A and B, new bis(dihydroxystyryl)imidazoles from a two-sponge association. *Tetrahedron Lett*. 2001; 42:1965–1968.
- Son BW, Kim JC, Choi HD, Kang JS. A radical scavenging farnesylhydroquinone from a marine-derived fungus *Penicillium* sp. *Arch Pharm Res*. 2002; 25:77–79. [PubMed: 11885697]
- Stevenson CS, Capper EA, Roshak AK, Marquez B, Eichman C, Jackson JR, Mattern M, Gerwick WH, Jacobs RS, Marshall LA. The identification and characterization of the marine natural product scytonemin as a novel antiproliferative pharmacophore. *J Pharmacol Exp Ther*. 2002a; 303:858–866. [PubMed: 12388673]
- Stevenson CS, Capper EA, Roshak AK, Marquez B, Grace K, Gerwick WH, Jacobs RS, Marshall LA. Scytonemin—a marine natural product inhibitor of kinases key in hyperproliferative inflammatory diseases. *Inflamm Res*. 2002b; 51:112–114. [PubMed: 11926312]
- Suput D, Frangez R, Bunc M. Cardiovascular effects of equinatoxin III from the sea anemone *Actinia equina* (L.). *Toxicon*. 2001; 39:1421–1427. [PubMed: 11384732]
- Suzuki M, Daitoh M, Vairappan CS, Abe T, Masuda M. Novel halogenated metabolites from the Malaysian *Laurencia pannosa*. *J Nat Prod*. 2001; 64:597–602. [PubMed: 11374951]
- Takada N, Watanabe R, Suenaga K, Yamada K, Ueda K, Kita M, Uemura D. Zamamistatin, a significant antibacterial bromotyrosine derivative, from the Okinawan sponge *Pseudoceratina purpurea*. *Tetrahedron Lett*. 2001; 42:5265–5267.
- Tian B, Kiland JA, Kaufman PL. Effects of the marine macrolides swinholide A and jaspilakinolide on outflow facility in monkeys. *Invest Ophthalmol Vis Sci*. 2001; 42:3187–3192. [PubMed: 11726621]
- Torres YR, Berlinck RG, Nascimento GG, Fortier SC, Pessoa C, de Moraes MO. Antibacterial activity against resistant bacteria and cytotoxicity of four alkaloid toxins isolated from the marine sponge *Arenosciera brasiliensis*. *Toxicon*. 2002; 40:885–891. [PubMed: 12076641]
- Trento F, Cattaneo F, Pescador R, Porta R, Ferro L. Antithrombin activity of an algal polysaccharide. *Thromb Res*. 2001; 102:457–465. [PubMed: 11395131]
- Uchida R, Tomoda H, Arai M, Omura S. Chlorogentisylquinone, a new neutral sphingomyelinase inhibitor, produced by a marine fungus. *J Antibiot (Tokyo)*. 2001; 54:882–889. [PubMed: 11827029]
- Vairappan CS, Daitoh M, Suzuki M, Abe T, Masuda M. Antibacterial halogenated metabolites from the Malaysian *Laurencia* species. *Phytochemistry*. 2001; 58:291–297. [PubMed: 11551553]
- Vuong D, Capon RJ, Lacey E, Gill JH, Heiland K, Friedel T. Onnamide F: a new nematocide from a southern Australian marine sponge, *Trachycladus laevispirulifer*. *J Nat Prod*. 2001; 64:640–642. [PubMed: 11374963]
- Wagner-Dobler I, Beil W, Lang S, Meiners M, Laatsch H. Integrated approach to explore the potential of marine microorganisms for the production of bioactive metabolites. *Adv Biochem Eng Biotechnol*. 2002; 74:207–238. [PubMed: 11991180]
- Wittekindt B, Malany S, Schemm R, Otvos L, Maccicchini ML, Laube B, Betz H. Point mutations identify the glutamate binding pocket of the *N*-methyl-D-aspartate receptor as major site of conantokin-G inhibition. *Neuropharmacology*. 2001; 41:753–761. [PubMed: 11640930]
- Wright AD, Goclik E, Konig GM, Kaminsky R. Lepadins D–F: antiplasmodial and antitrypanosomal decahydroquinoline derivatives from the tropical marine tunicate *Didemnum* sp. *J Med Chem*. 2002; 45:3067–3072. [PubMed: 12086492]
- Yamada K, Matsubara R, Kaneko M, Miyamoto T, Higuchi R. Constituents of holothuroidea: 10. Isolation and structure of a biologically active ganglioside molecular species from the sea cucumber *Holothuria leucospilota*. *Chem Pharm Bull*. 2001; 49:447–452. [PubMed: 11310672]
- Yasumoto T. The chemistry and biological function of natural marine toxins. *Chem Rec-Age*. 2001; 1:228–242.

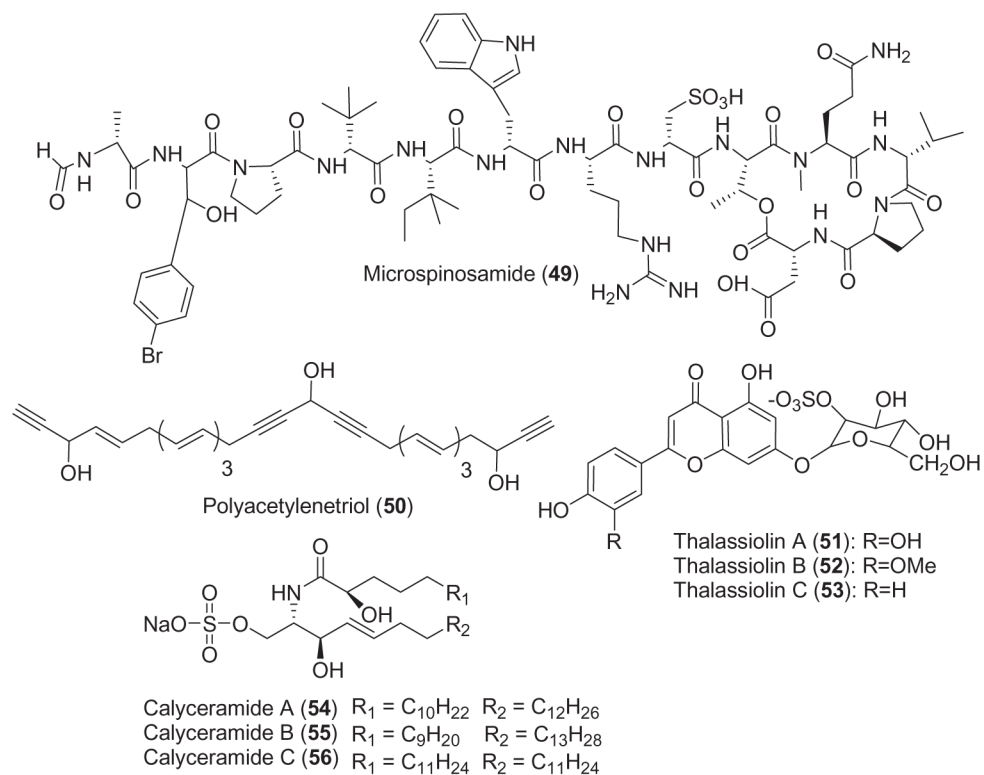


**Figure 1a**





**Figure 1b**



### Figure 1d

#### Fig. 1.

Marine pharmacology in 2001–2002: marine compounds with anthelmintic, antibacterial, anticoagulant, antifungal, antimalarial, antiplatelet, antiprotozoal, antituberculosis, and antiviral activities.

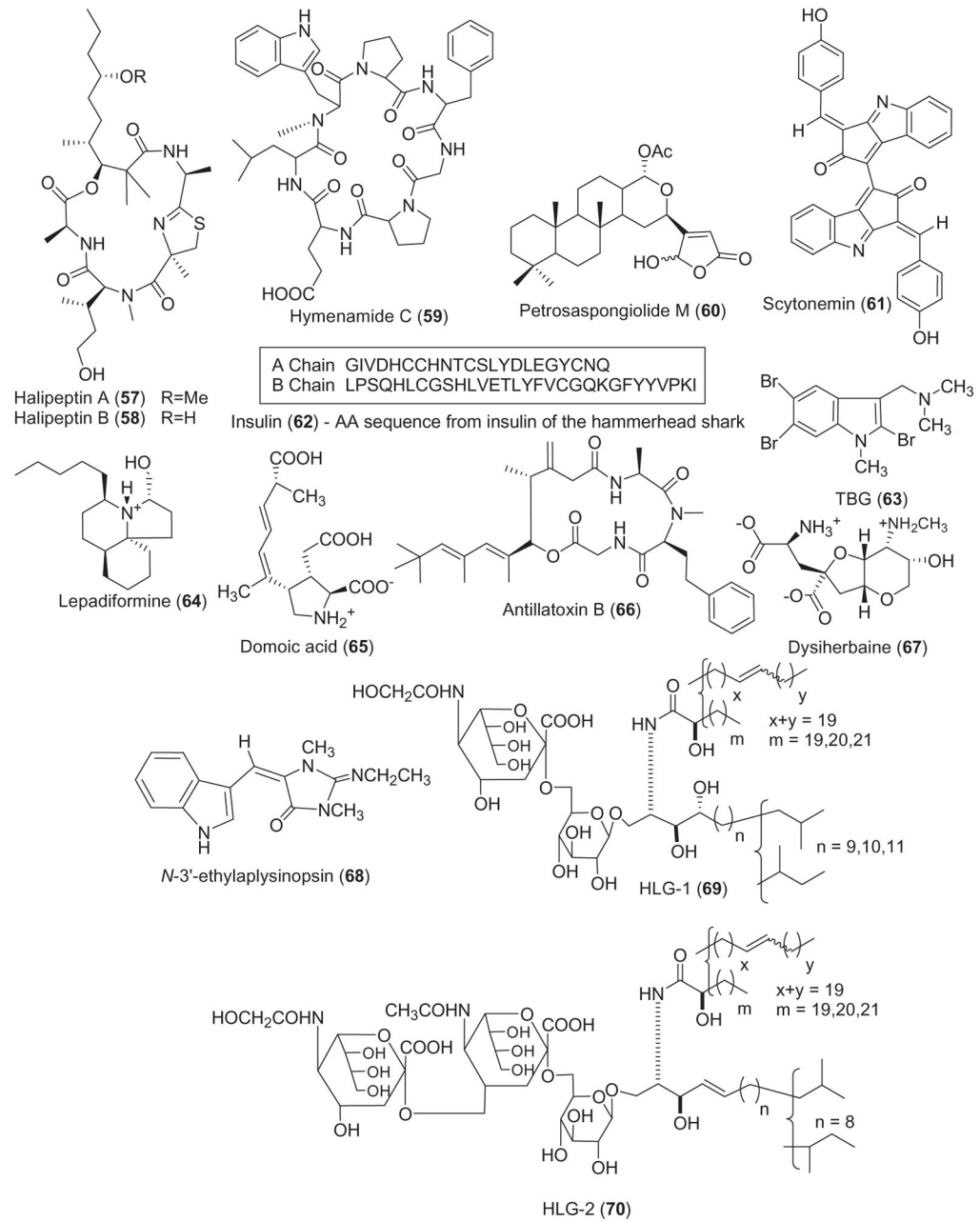
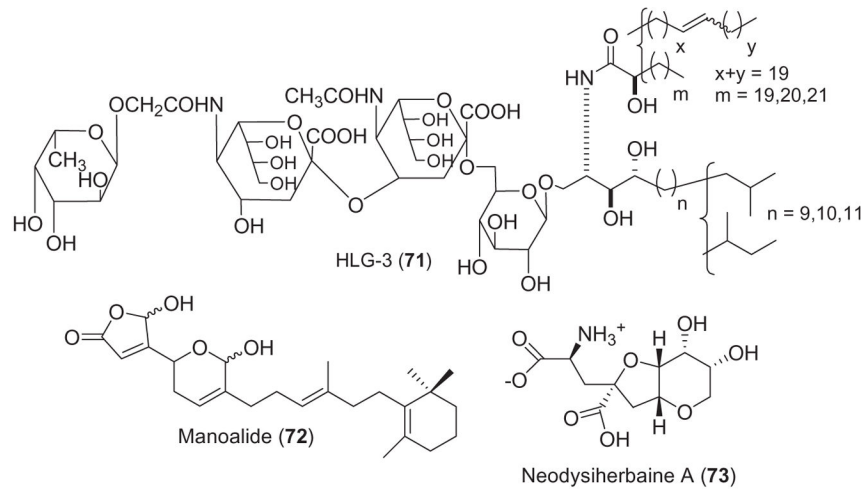


Figure 2a



MHLYTYLYLLVPLVTFHLILGTGLDDGGALTERRSADATALKAEPVLLQKSAARSTDDNGKDRLTQ

Conantokin-G (74) - precursor AA sequence

MQLYTYLYLLVPLVTFHLILGTGLDHHGALTERRSTDAIALKPEPVLLQKSSARSTDDNGNDRLTQ

Conantokin-L (75) - precursor AA sequence

### Figure 2b

#### Fig. 2.

Marine pharmacology in 2001–2002: marine compounds with anti-inflammatory and antidiabetic activities and affecting the cardiovascular, immune and nervous systems.



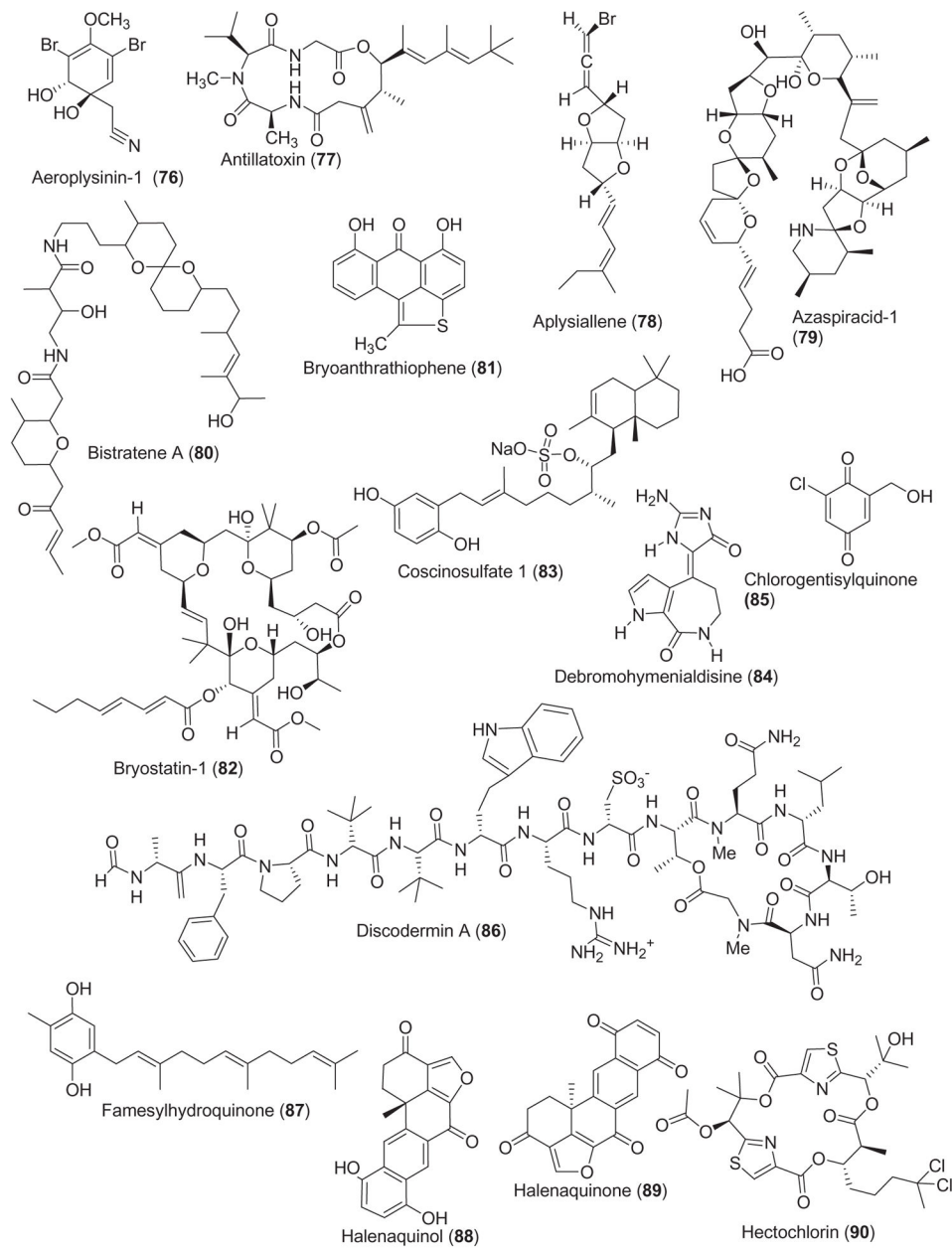
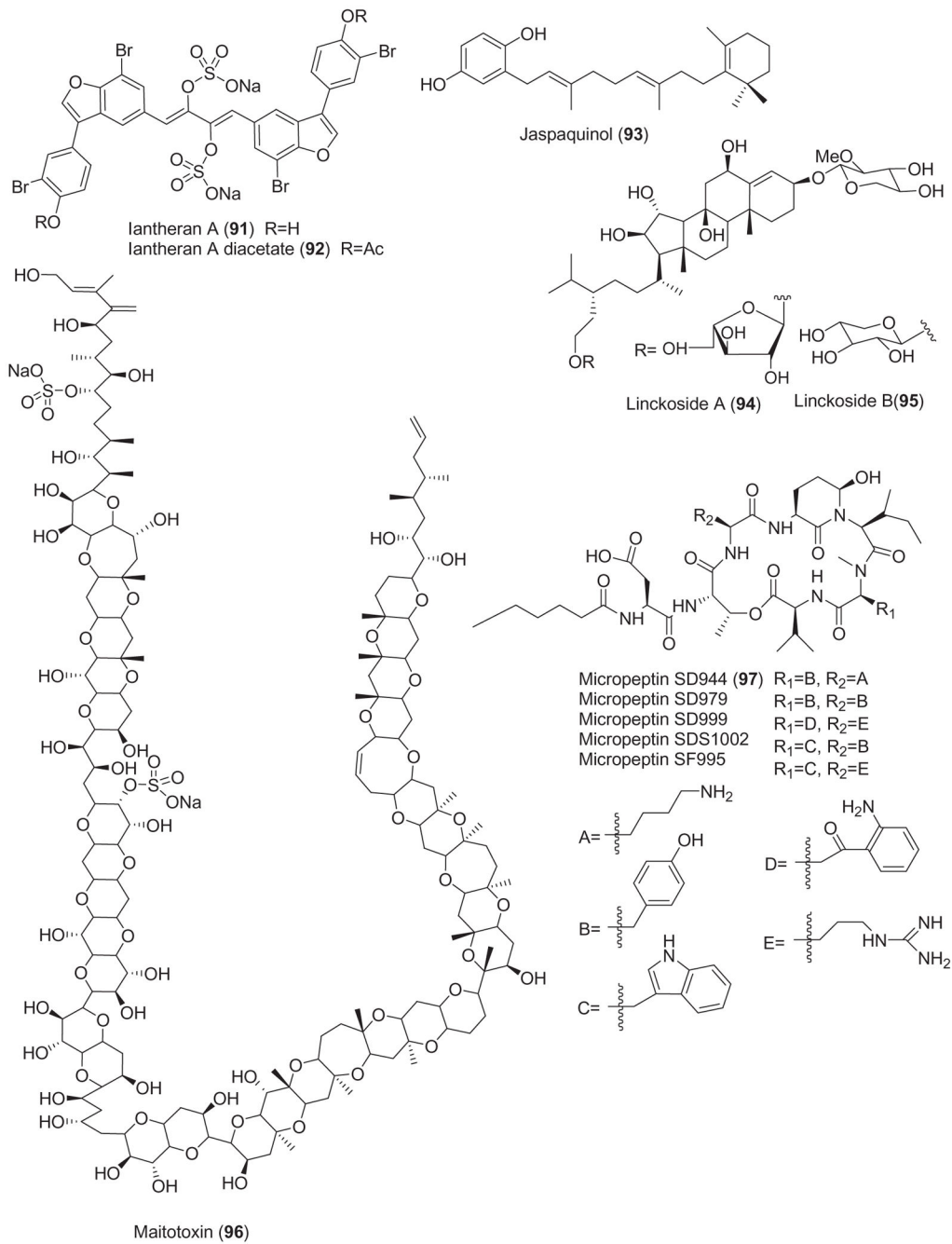
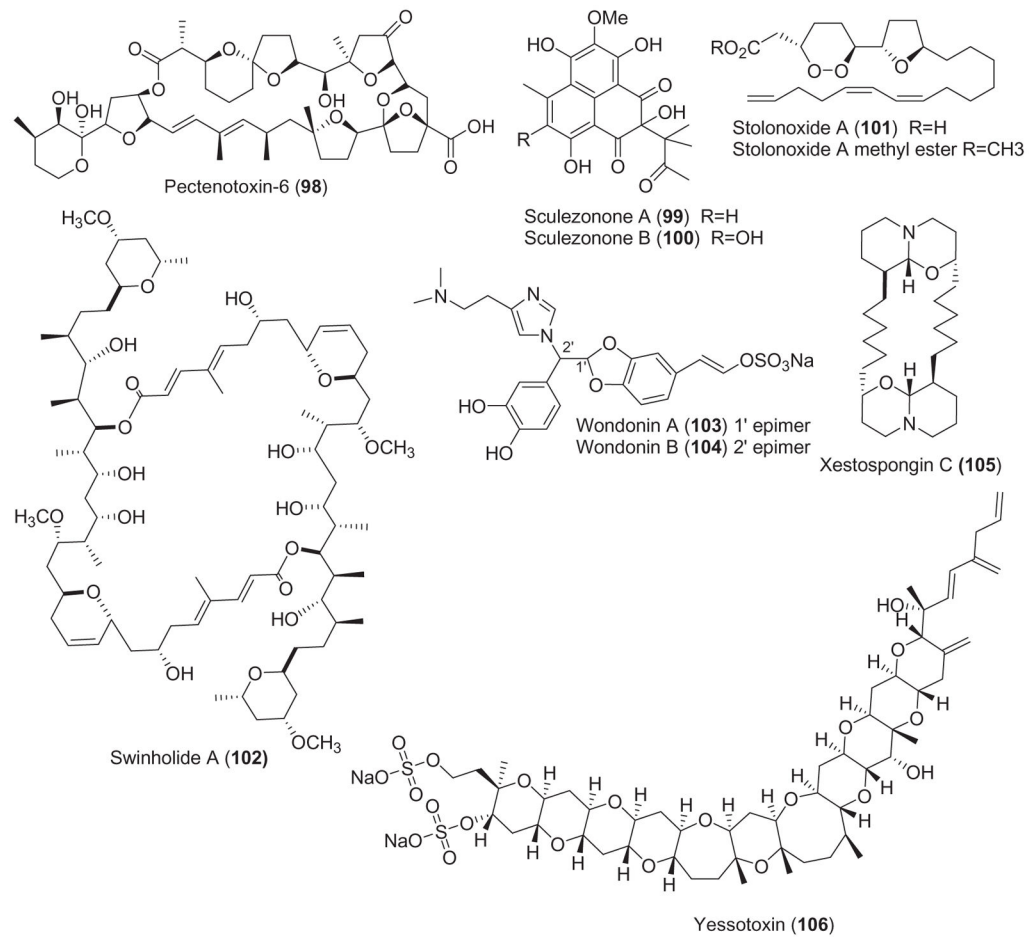


Figure 3a



**Figure 3b**



**Figure 3c**

**Fig. 3.**

Marine pharmacology in 2001–2002: marine compounds with miscellaneous mechanisms of action.

Table 1

Marine pharmacology in 2001–2002: marine compounds with anthelmintic, antibacterial, anticoagulant, antifungal, antimalarial, antiplatelet, antiprotozoal, antituberculosis, and antiviral activities

Drug class	Compound/organism <sup>d</sup>	Chemistry	Pharmacologic activity	MMOA <sup>b</sup>	Country <sup>c</sup>	References
Anthelmintic	Nafturedin (1)/fungus	Polyketide <sup>d</sup>	Inhibition of helminth NADH-fumarate reductase	Competes for the quinone-binding site in complex I	GER, JPN	Omura et al., 2001
Antibacterial	Onnamide F (2)/sponge	Polyketide <sup>d</sup>	<i>H. contortus</i> inhibition	Undetermined	AUS	Vuong et al., 2001
	Arenosclerins A, B, C and haliclonacyclamine E (3, 4, 5, and 6)/sponge	Alkaloids <sup>e</sup>	<i>S. aureus</i> inhibition	Bis-piperidine ring stereochemistry related	BRA	Torres et al., 2002
Anticoagulant	Caminoside A (7)/sponge	Lipopolysaccharide <sup>f</sup>	Antibiotic-resistant <i>S. aureus</i> and enterococci	Inhibition of bacterial type III secretory system	CAN, NETH	Linington et al., 2002
	Bogorol A (8)/bacterium	Peptide <sup>e</sup>	Antibiotic-resistant <i>S. aureus</i> and enterococci	Undetermined	CAN	Barsby et al., 2001
	Chalcomycin B (9)/bacterium	Macrolide <sup>d</sup>	<i>S. aureus</i> inhibition	Undetermined	GER	Asolkar et al., 2002
	Dicynthaurin (10)/tunicate	Peptide <sup>e</sup>	Gram-negative and Gram-positive inhibition	Undetermined	S. KOR, USA	Lee et al., 2001
	Halocidin (11)/tunicate	Peptide <sup>e</sup>	Antibiotic resistant <i>S. aureus</i> and MDR-resistant <i>P. Aeruginosa</i>	Undetermined	S. KOR	Jang et al., 2002
	Iyengaroside-A (12)/alga	Steroidal glycoside <sup>g</sup>	Gram-negative and Gram-positive inhibition	Undetermined	CAN, PAK	Ali et al., 2002
	Lembyne A (13)/alga	Halogenated acetogenins	Inhibition of marine bacteria	Undetermined	JPN	Vairappan et al., 2001
	Pannosanol and pannosane (14 and 15)/alga	Sesquiterpene <sup>g</sup>	Inhibition of marine bacteria	Undetermined	JPN	Suzuki et al., 2001
	Pestalone (16)/fungus	Halogenated benzophenone	Antibiotic-resistant <i>S. aureus</i> and enterococci inhibition	Undetermined	USA	Cueto et al., 2001
	Sumiki's acid (17)/fungus	Macrolide <sup>d</sup>	<i>B. subtilis</i> and <i>S. aureus</i> inhibition	Undetermined	GER	Jadulco et al., 2001
	Zamamistatin (18)/sponge	Bromotyrosine <sup>e</sup>	<i>Rhodospirillum salaxigenis</i> inhibition	Undetermined	JPN	Takada et al., 2001
	Zopfiellamides A and B (19 and 20)/fungus	Polyketide <sup>d</sup>	Gram-negative and Gram-positive inhibition	Undetermined	GER, SWE	Dalferner et al., 2002
	Galactan and fucans (21 and 22)/sea urchin	Sulfated galactans and fucans <sup>f</sup>	Coagulation inhibition	Enhancement of thrombin or	BRA	Pereira et al., 2002

Drug class	Compound/organism <sup>d</sup>	Chemistry	Pharmacologic activity	MMOA <sup>b</sup>	Country <sup>c</sup>	References
Antifungal	Basiliskamides A and B (23 and 24)/bacterium	Polyketide <sup>d</sup>	<i>C. albicans</i> and <i>A. fumigatus</i> inhibition	Undetermined	CAN	Barsby et al., 2002
	Cortic acid A and E (25 and 26)/sponge	Polyacetylenic acid	<i>C. albicans</i> and <i>A. fumigatus</i> inhibition	Selective GGTase I inhibition	JPN	Nishimura et al., 2002
	Swinhoeiamide A (27)/sponge	Polyketide <sup>d</sup>	<i>C. albicans</i> and <i>A. fumigatus</i> inhibition	Undetermined	GER, INDO, AUS, NETH	Edrada et al., 2002a
	Patagonicoside A (28)/sea cucumber	Triterpene glycoside <sup>g</sup>	<i>Cladosporium cucumerinum</i> inhibition	Sulfate groups in oligosaccharide related to activity	ARG	Murray et al., 2001
	Oxybis methyl phenol (29)/fungus	Polyketide <sup>d</sup>	<i>C. albican</i> , <i>T. rubrum</i> and <i>A. niger</i> inhibition	Undetermined	CHI	Liu et al., 2002a
	Polyester 15G256ß (30)/fungus	Macrolide <sup>d</sup>	Cell wall biosynthesis inhibition	Undetermined	USA	Schlingmann et al., 2002
	Xestodecalactones B (31)/fungus	Macrolide <sup>d</sup>	<i>C. albicans</i> inhibition	Undetermined	GER, INDO	Edrada et al., 2002b
	Aigialomycin D (32)/fungus	Macrolide <sup>d</sup>	<i>P. falciparum</i> inhibition	Undetermined	THAI	Isaka et al., 2002
	Halorosellinic acid (33)/fungus	Sesterterpene <sup>g</sup>	<i>P. falciparum</i> inhibition	Undetermined	THAI	Chinworrungsee et al., 2001
	Heptyl prodigiosin (34)/bacterium	Pyrrrole alkaloid <sup>e</sup>	<i>P. falciparum</i> and <i>P. berghei</i> inhibition in vitro and in vivo	Undetermined	FRA, PHIL	Lazaro et al., 2002
Antimalarial	ent-8-hydroxymanzamine A, manzamine F, and neo-kaulauamine (35, 36, and 37)/sponge	Alkaloid <sup>e</sup>	<i>P. berghei</i> inhibition in vivo	Undetermined	N. ZEL, SING, USA	El Sayed et al., 2001
	(S)-(+)-15-hydroxycureuphenol (38)/sponge	Sesquiterpene <sup>e</sup>	<i>P. falciparum</i> inhibition	Undetermined	N. ZEL, USA	El Sayed et al., 2002
	Jasplakinolide (39)/sponge	Cyclic peptide <sup>e</sup>	<i>P. falciparum</i> inhibition	Apical protrusion in merozoites, F-actin increase	JPN	Mizuno et al., 2002
	Lepadins E-F (40 and 41)/tunicate	Alkaloid <sup>e</sup>	<i>P. falciparum</i> inhibition	Tyrosine kinase p56 <sup>lck</sup> inhibition	GER, SWI	Wright et al., 2002
	Plakortide F (42)/sponge	Polyketide <sup>d</sup>	<i>P. falciparum</i> inhibition	Undetermined	USA	Gochfeld and Hamann, 2001
	Plakortolide G (43)/sponge	Polyketide <sup>d</sup>	<i>Toxoplasma gondii</i>	Undetermined	N. ZEL, USA	Perry et al., 2001
	Cyanthiwigin C (44)/sponge	Diterpene <sup>g</sup>	<i>M. tuberculosis</i> inhibition	Undetermined	N. ZEL, USA	Peng et al., 2002

Drug class	Compound/organism <sup>d</sup>	Chemistry	Pharmacologic activity	MMOA <sup>b</sup>	Country <sup>c</sup>	References
	Erogorgiaene and 7-hydroxyerogorgiaene (45 and 46)/sea whip	Diterpene <sup>g</sup>	<i>M. tuberculosis</i> inhibition	Undetermined	USA	Rodriguez and Ramirez, 2001
Antiplatelet	Alkylpyridinium (47)/sponge	Pyridine <sup>e</sup>	In vivo and in vitro platelet aggregation	Undetermined	SLO	Bunc et al., 2002
Antiviral	Claithsterol (48)/sponge	Sulfated sterol <sup>g</sup>	HIV reverse transcriptase inhibition	Undetermined	ISRA, S. AFR	Rudi et al., 2001
	Microspinosamide (49)/sponge	Depsideptide <sup>e</sup>	HIV-growth inhibition	Undetermined	USA	Rashid et al., 2001
	Polyacetylenetriol (50)/sponge	Fatty acid <sup>d</sup>	RNA- and DNA-directed DNA polymerase inhibition	Reversible non-competitive inhibition, with hydrophobic interactions	ISRA	Loya et al., 2002
	Thalassiolins A-C (51, 52, and 53)/sea grass	Sulfated flavones <sup>d,f</sup>	HIV-1 integrase inhibition and HIV growth in vitro	Binding to catalytic domain of HIV-1 integrase	USA	Rowley et al., 2002
	Calyceramides A-C (54, 55, and 56)/sponge	Fatty acid <sup>d</sup>	Neuraminidase inhibition	Undetermined	JAPN	Nakao et al., 2001

<sup>a</sup>Organism, *Kingdom Animalia*: sea urchin and cucumber (Phylum Echinodermata), sponge (Phylum Porifera), tunicate (Phylum Chordata), and sea whips (Phylum Cnidaria); *Kingdom Fungi*: fungus; *Kingdom Plantae*: alga and sea grass; and *Kingdom Monera*: bacterium (Phylum Cyanobacteria).

<sup>b</sup>MMOA: molecular mechanism of action.

<sup>c</sup>Country: ARG: Argentina; AUS: Australia; BRA: Brazil; CAN: Canada; CHI: China; FRA: France; GER: Germany; INDO: Indonesia; ISRA: Israel; ITA: Italy; JAPN: Japan; NETH: The Netherlands; N. ZEL: New Zealand; PAK: Pakistan; PHIL.: The Philippines; SING: Singapore; S. AFR.: South Africa; S. KOR: South Korea; SLO: Slovenia; SWE: Sweden; SWZ: Switzerland; and THAI: Thailand.

<sup>d</sup>Polyketides.

<sup>e</sup>Nitrogen-containing compound.

<sup>f</sup>Polysaccharide.

<sup>g</sup>Terpene.

Table 2

Marine pharmacology in 2001–2002: marine compounds with anti-inflammatory and antidiabetic activities and affecting the cardiovascular, immune and nervous systems

Drug class	Compound/organism <sup>d</sup>	Chemistry	Pharmacological activity	MMOA <sup>b</sup>	Country <sup>c</sup>	References
Anti-inflammatory	Haliptepins A and B (57 and 58)/sponge	Depsideptides <sup>d</sup>	Inhibition of carrageenan-induced edema	Undetermined	ITA, FRA	Randazzo et al., 2001
	Hymenamide C (59)/sponge	Cyclopeptide <sup>d</sup>	Neutrophil and macrophage mediator modulation	Elastase, PGE <sub>2</sub> and NO inhibition	ITA, SPA	Napolitano et al., 2001
	Petrosaspongionolide (60)/sponge	Sesterterpene <sup>e</sup>	Phospholipase A <sub>2</sub> inhibition	Hydroxybutenolide required for PL <sub>A2</sub> inhibition	ITA	Dal Piaz et al., 2002
Antidiabetic	Scytonemin (61)/bacterium	Amino acid <sup>d</sup>	Inhibition of PMA-induced mouse ear edema	Inhibition of polo-like kinase 1 and PKC $\beta$ 1	USA	Stevenson et al., 2002b,a
	Insulin (62)/shark	Peptide <sup>d</sup>	Glucose metabolism in sharks	High affinity binding to human insulin receptor	UK, USA, SWE, DEN	Anderson et al., 2002
Cardiovascular	Gramine analogue (TBG) (63)/bryozoa	Alkaloid <sup>d</sup>	Vasorelaxation of isolated rat aorta	Ca <sup>2+</sup> inhibition and increase cyclic AMP	JAPAN	Iwata et al., 2001
	Lepadiformine (64)/tunicate	Alkaloid <sup>d</sup>	Inhibition of cardiovascular system in vivo and in vitro	Reduction of inward K <sup>+</sup> current	FRA	Juge et al., 2001
Immune system	Domoic acid (65)/diatom	Amino acid <sup>d</sup>	Limited TNF- $\alpha$ and matrix metalloproteinase-9 release from brain microglia	Undetermined	USA	Mayer et al., 2001
Nervous system	Antillatoxin B (66)/bacterium	Lipopeptide <sup>e</sup>	Activator of voltage sensitive-sodium channel	Undetermined	USA	Nogle et al., 2001
	Dysitherbaine (67)/sponge	Amino acid <sup>d</sup>	Induction of convulsant action in mice	Inhibition of kainic acid and mGluR5 glutamate receptors	JAPAN, USA	Sakai et al., 2001b
	N-3'-ethylaplysinopsin (68)/sponge	Alkaloid <sup>d</sup>	Undetermined	Binding to human serotonin 5-HT <sub>2C</sub> receptor	N. ZEL, SING, USA	Hu et al., 2002
	Gangliosides HLG-1, HLG-2, HLG-3 (69–71)/sea cucumber	Glycosphingolipid <sup>f</sup>	In vitro neurotogenic assay	Undetermined	JAPAN	Yamada et al., 2001
	Manoalide (72)/sponge	Sesterterpene <sup>e</sup>	Inhibition of seizures and epileptogenic properties of crotoxin	Dissociation of crotoxin complex	FRA	Dorandeu et al., 2002
	Neodysiherbaine A (73)/sponge	Amino acid <sup>d</sup>	Induction of convulsant action in mice	Inhibition of kainic acid glutamate receptors	JAPAN	Sakai et al., 2001a
	Conantokin-G (74)/snail	Peptide <sup>d</sup>	In vitro NMDA receptor-transfected, oocyte electrophysiology	Interaction with NMDA glutamate-binding pocket	GER, USA	Witekkindt et al., 2001
	Conantokin-L (75)/snail	Peptide <sup>d</sup>	Anticonvulsant in mouse epilepsy model, Neuroprotective.	NMDA receptor antagonist	PHIL., USA	Jimenez et al., 2002

<sup>a</sup> Organism, *Kingdom Animalia*: bryozoa (Phylum Ectoprocta), sea anemones (Phylum Cnidaria), shark and tunicate (Phylum Chordata), sea cucumber (Phylum Echinodermata), snail (Phylum Mollusca), and sponge (Phylum Porifera); *Kingdom Plantae*: dinoflagellate and alga; and *Kingdom Monera*: bacterium (Phylum Cyanobacteria).

Author Manuscript

Author Manuscript

Author Manuscript

Author Manuscript

<sup>b</sup>MMOA: molecular mechanism of action.

<sup>c</sup>Country: DEN: Denmark; FRA: France; GER: Germany; ITA: Italy; JPN: Japan; N. ZEL: New Zealand; PHIL: Philippines; SING: Singapore; SLO: Slovenia; SPA: Spain; SWE: Sweden; and UK: United Kingdom.

<sup>d</sup>Nitrogen-containing compounds.

<sup>e</sup>Terpenes.

<sup>f</sup>Polyketides.



Table 3

Marine pharmacology in 2001 – 2002: marine compounds with miscellaneous mechanisms of action

Compound/organism <sup>d</sup>	Chemistry	Pharmacological activity	MMOA <sup>b</sup>	Country <sup>c</sup>	References
Aeropylsinin-1 (76)/sponge	Amino acid derived <sup>d</sup>	Antiangiogenic	Undetermined	SPA	Rodriguez-Nieto et al., 2002
Antillatoxin (77)/bacterium	Lipopeptide <sup>d</sup>	Voltage-dependent Na <sup>+</sup> channel activation	Sodium channel $\alpha$ subunit binding	JAPN, USA	Li et al., 2001
Aplysiallene (78)/sea hare	Polyketide <sup>e</sup>	Na <sup>+</sup> , K <sup>+</sup> – ATPase inhibition	Undetermined	JAPN	Okamoto et al., 2001a
Azaspiracid-1 (79)/alga	Polyketide <sup>e</sup>	Toxicity to lymphocytes and neuroblastoma cells	Decrease in F-actin pools and increased [Ca <sup>2+</sup> ] <sub>i</sub>	SPA, JAPN	Roman et al., 2002
Bistratene A (80)/ascidian	Polyketide <sup>e</sup>	Induction of cell-cycle arrest in G <sub>0</sub> /G <sub>1</sub> and G <sub>2</sub> /M	Protein kinase C $\delta$ activation	AUS, USA	Frey et al., 2001
Bryoaanthrathiophene (81)/bryozoa	Polyketide <sup>e</sup>	Angiogenesis inhibition	Undetermined	JAPN	Jeong et al., 2002
Bryostatins-1 (82)/bryozoa	Polyketide <sup>e</sup>	IgE synthesis inhibition	I $\epsilon$ germline transcription modulation	USA	Rabab et al., 2001
Cosmosulfate (83)/sponge	Sesquiterpene <sup>f</sup>	Cell cycle regulation	Dual specificity phosphatase CDC25 inhibition	FRA	Loukaci et al., 2001
Debromohymenialdisine (84)/sponge	Alkaloid <sup>d</sup>	G <sub>2</sub> checkpoint inhibition	Protein kinase Chk1 and Chk2 inhibition	CAN, UK, USA	Curman et al., 2001
Chlorogentisylquinone (85)/fungus	Polyketide <sup>e</sup>	Neutral sphingomyelinase inhibition	Undetermined	JAPN	Uchida et al., 2001
Discodermin A (86)/sponge	Peptide <sup>d</sup>	Permeabilization of plasma membrane	Undetermined	JAPN	Sato et al., 2001
Farnesylhydroquinone (87)/fungus	Terpene <sup>f</sup>	Radical scavenging	Undetermined	S. KOR	Son et al., 2002
Halenalquinol (88)/sponge	Polyketide	Na <sup>+</sup> , K <sup>+</sup> – ATPase inhibition	Oxidation of sulfhydryl groups	RUS	Gorshkova et al., 2001
Halenalquinone (89)/sponge	Polyketide <sup>e</sup>	Induction of apoptosis	Inhibition of phosphatidylinositol 3-kinase	JAPN	Fujiwara et al., 2001
Hectochlorin (90)/bacterium	Peptide <sup>d</sup>	Inhibition of cell growth	Induction of actin polymerization	USA	Marquez et al., 2002
Iantherans A and B (91 and 92)/sponge	Peptide <sup>d</sup>	Na <sup>+</sup> , K <sup>+</sup> – ATPase and plasmin inhibition	Undetermined	JAPN	Okamoto et al., 2001b
Jaspaquinol (93)/sponge	Terpene <sup>f</sup>	Human 15-lipoxygenase inhibition	Undetermined	USA	Carroll et al., 2001
Jasplankinolide (39)/sponge	Peptide/Polyketide <sup>e</sup>	Increased outflow facility in monkey eye	Undetermined	USA	Tian et al., 2001
Lincosides A and B (94 and 95)/starfish	Sterol glycoside <sup>f</sup>	Induction of neurogenesis	Undetermined	JAPN	Qi et al., 2002
Maitotoxin (96)/alga	Complex polyketide <sup>e</sup>	Modulation of calcium and sodium influx	Undetermined	MEX	Morales-Tlalpan and Vaca, 2002

Compound/organism <sup>d</sup>	Chemistry	Pharmacological activity	MMOA <sup>b</sup>	Country <sup>c</sup>	References
Micropeptins (97)/bacterium	Complex polyketide <sup>e</sup>	Regulation of exocytosis in <i>Xenopus laevis</i> oocytes	Activation of cation conductance	GER, RUS, UK, FRA	Diakov et al., 2001
Pectenotoxin-6 (98)/alga	Depsideptides <sup>d</sup>	Inhibition of trypsin and chymotrypsin	Undetermined	ISRA	Reshef and Carmeli, 2001
Sculezonone-A and B (99 and 100)/fungus	Macrolide <sup>e</sup>	Disruption of F-actin cytoskeletal	Induction of F-actin depolymerization	SPA, JAPN, ITA	Leira et al., 2002
Scytonemin (61)/bacterium	Polyketide <sup>e</sup>	Inhibition of DNA polymerase $\alpha$ , $\beta$ and $\gamma$	Differential electrostatic charges elicit different inhibition spectra	JAPN	Perpelescu et al., 2002
Stolonoxides (101)/tunicate	Amino acid <sup>d</sup>	Inhibition of active cell proliferation	Inhibition of polo-like and cell-cycle kinases	USA	Stevenson et al., 2002a
Swinholide A (102)/sponge	Fatty acid <sup>e</sup>	Mitochondrial respiratory chain inhibition	Effect on mitochondrial complex II and III	ITA, SPA	Fontana et al., 2001
Wondonins A and B (103 and 104)/sponge	Complex Polyketide <sup>e</sup>	Increased outflow facility in monkey eye	Undetermined	USA	Tian et al., 2001
Xetospongim-C (105)/sponge	Alkaloid <sup>d</sup>	Modulation of angiogenesis in vitro	Undetermined	S. KOR	Shin et al., 2001
Yessotoxin (106)/alga	Alkaloid <sup>d</sup>	Inhibition of smooth muscle contraction	Voltage-dependent K <sup>+</sup> and L-type Ca <sup>2+</sup> channel inhibition	JAPN	Ozaki et al., 2002
	Polyketide <sup>e</sup>	Lymphocyte [Ca <sup>2+</sup> ] <sub>i</sub> homeostasis modulation	Inhibition of calcium channels	SPA	De la Rosa et al., 2001

<sup>a</sup>Organism, *Kingdom Animalia*: ascidians and tunicates (Phylum Chordata), anemones, corals and hydroids (Phylum Cnidaria), sea cucumber and starfish (Phylum Echinodermata), bryozoa (Phylum Ectoprocta), sea hares (Phylum Mollusca), and sponge (Phylum Porifera); *Kingdom Fungi*: fungus; *Kingdom Monera*: bacterium (Phylum Cyanobacteria).

<sup>b</sup>MMOA: molecular mechanism of action.

<sup>c</sup>Country: AUS: Australia; CAN: Canada; CHI: China; FRA: France; GER: Germany; ISRA: Israel; ITA: Italy; JAPN: Japan; MEX: Mexico; RUS: Russia; S. KOR: South Korea; SPA: Spain; and UK: United Kingdom.

<sup>d</sup>Nitrogen-containing compounds.

<sup>e</sup>Polyketides.

<sup>f</sup>Terpenes.

<sup>g</sup>Polysaccharides.

The structure for jaspilkinolide (39) is shown in Fig. 1. The structure for scytonemin (61) is shown in Fig. 2.