

Domestic Violence Among Iranian Women: A Systematic Review and Meta-Analysis

Hamideh Hajnasiri,¹ Reza Ghanei Gheshlagh,² Kourosh Sayehmiri,^{3,*} Farnoosh Moafi,¹ and Mohammad Farajzadeh⁴

¹Faculty Member of Nursing & Midwifery School, Qazvin University of Medical Sciences, Qazvin, IR Iran

²Social Determinants of Health Research Center, Kurdistan University of Medical Sciences, Sanandaj, IR Iran

³Psychological Injuries Research Center, Ilam University of Medical Sciences, Ilam, IR Iran

⁴Kurdistan University of Medical Sciences, Sanandaj, IR Iran

*Corresponding author: Kourosh Sayehmiri, Psychological Injuries Research Center, Ilam University of Medical Sciences, Ilam, IR Iran. Tel: +098-9183410782, Fax: +98-84132240404, E-mail: Sayehmiri@razi.tums

Received 2015 November 28; Revised 2016 March 31; Accepted 2016 April 23.

Abstract

Context: Violence against women, or domestic violence, is both a physical and mental health issue that is rampant in many societies. It undermines the personal health of those involved by inflicting physical, sexual, and psychological damage. The purpose of the present systematic review and meta-analysis is to assess the prevalence of domestic violence in Iranian society.

Evidence Acquisition: A total of 31 articles published between 2000 and 2014 in Iranian and international databases (MagIran, IranMedex, SID, Google Scholar, Science Direct, PubMed, Pre Quest, and Scopus) were examined. The data collected from the articles were analyzed through a meta-analysis using a random effects model. The heterogeneity of the articles was examined using the I² index, and the analyses were performed with STATA software version 11.2.

Results: Based on the 31 articles, which represent a sample size of 15,514 persons, we estimated the prevalence of domestic violence to be 66% (CI 95%: 55 - 77). The geographical classification showed that the prevalence of domestic violence was 70% (CI 95%: 57 - 84) in the east of the country, 70% in the south (CI 95%: 32 - 100), 75% in the west (CI 95%: 56 - 94), 62% in the north (CI 95%: 37 - 86), and 59% in the center (CI 95%: 44 - 74).

Conclusions: The results of the study showed a high prevalence of domestic violence in Iran, which requires the adoption of appropriate measures and the initiation of effective interventions by the legal authorities. These measures and interventions should aim to determine the causes of domestic violence and to develop ways of controlling and reducing this destructive phenomenon.

Keywords: Domestic Violence, Women, Meta-Analysis

1. Context

Violence is a behavioral model that is imposed on close friends and family members through intimidation, threats, and annoying, harmful behaviors aimed at controlling and manipulating a person. Instances of violence can comprise sexual, physical, and economic abuse, as well as verbal threats and divorce (1). Domestic violence is a serious social and mental health problem that takes the form of violence against women and children or the mistreatment of senior citizens and other vulnerable individuals (2). The most common form of domestic violence is violence, whether physical or mental, against women by their life partner. Many social, mental, and economic problems are rooted in domestic violence, which targets the lives and dignity of women (3). Evidence shows that domestic violence is responsible for physical injuries, digestive system disorders, chronic pain syndrome, depression, anxiety, suicide-oriented behaviors, and pregnancy problems

such as unwanted inception, illegal abortion, and early labor (4).

The negative consequences of domestic violence on women's health can be seen over the long term, affecting the victim long after the original incident (5). According to international statistics, mortality and disabilities caused by domestic violence among women at fertility age are equal to the mortalities resulting from cancer and pregnancy problems and exceed the mortalities caused by car accidents and common diseases (6). In recent decades, domestic violence has been recognized as the world's most serious social problem, crossing cultural, social, and geographical boundaries to the extent that it is found in all societies and across all social classes. It is considered one of the main health problems among women given the negative effects of domestic violence on physical, mental, and pregnancy health (7). Although the problem of domestic violence is serious, it can be tracked and monitored, and women can be screened for signs of domestic violence dur-

ing routine health services. Tracking domestic violence is the first step in dealing with the problem (8). It is an international issue that is observable in all societies and cultures regardless of race and social class (9).

The prevalence of domestic violence differs from region to region; for instance, the prevalence is 35% in Mexico and 50% in Bangladesh (10). According to the world health organization (WHO), about one-third of women in the world were victims of domestic violence in 2014 (11). Mazza et al. (12) (2005) estimated the prevalence of domestic violence to be 40% - 50% and maintained that this problem is a threat to the physical and mental health of women, and in some cases, leads women to commit suicide. A 2001 survey of 28 provinces in Iran conducted by the Women and Social Participation Department of the Iranian Ministry of Health showed that 66% of women have been victims of domestic violence at least once (13), while a study by Moasheri et al. (9) (2012) indicated that 83% of women from Birjand suffer from domestic violence, mostly (20.6%) in the form of emotional-mental abuse. Ahmadi et al. (4) (2006) estimated the domestic violence in Tehran at 36%, of which 30% is physical and 29% emotional-mental.

To ascertain the destructive effects of the related socio-cultural and health problems, several studies have focused on the prevalence of domestic violence and reported different estimates in Iran. The present study aimed to determine a general estimate of the prevalence of domestic violence in Iran and to assess the general trend of the problem in Iran. The results may be helpful in enlightening policy makers and authorities as to the real situation and the necessity of adopting effective policies and programs to reduce violence against women.

2. Evidence Acquisition

This systematic review and meta-analysis examined the prevalence of domestic violence in Iran based on the results reported in articles published in Iranian and foreign journals. The articles were found by searching Iranian (MagIran and IranMedex) and international (SID, Google Scholar, Science Direct, PubMed, PreQuest, and Scopus) databases. The keywords used to find the articles were "domestic violence", "violence against spouse", "violence against women" and the Farsi equivalents of the same keywords and possible combinations. To extend the search scope, the references of the found articles were also reviewed.

2.1. Articles and Data Extraction

First, all the articles that were somehow relevant to the topic of domestic violence against Iranian women were

collected. The articles were then screened based on the inclusion and exclusion criteria. The exclusion criteria were thematic irrelevance, pregnant women or couples as the subject group, interventional studies, repetitive words, the absence of general estimates, and the unavailability of the full text. The summaries of the articles were reviewed by the authors, and the required data were collected using a specially designed form, which included the first author's name, the year of publication, the location of the study, the sample size, and the prevalence of domestic violence. To decrease possible bias, the separation method was utilized; the articles were reviewed independently by two researchers, and the relevant articles were included in the analysis. Cases of disagreement were settled by a third researcher (the corresponding author) who has extensive experience in meta-analysis.

Altogether, 31 articles published between 2000 and 2014 were selected out of a total of 106 articles.

2.2. Statistical Analysis

Given that prevalence follows a binomial distribution, the variance of prevalence was calculated through binomial distribution variance. To combine the prevalence reported by the different studies, the weighted mean of the reported prevalence was used so that the weight of each article was the inverse variance of the article. To examine the heterogeneity of the data, the I² index was used, and a heterogeneity index of less than 25% was interpreted as low heterogeneity, 25% - 75% as average heterogeneity, and above 75% as high heterogeneity. With I² equal to 99.8% (high heterogeneity), a random effects model was used. The relationship between the prevalence of domestic violence, the year of the publication of the article, and sample size was examined by meta-regression, and the data analyses were performed using STATA software version 11.2.

3. Results

All the relevant articles on domestic violence in Iran published between the years 2000 and 2015 were reviewed systematically based on the PRISMA instruction (14). The primary search yielded 106 articles of which 75 articles were removed from the study based on the inclusion and exclusion criteria. The flowchart of finding and screening the articles is presented in Figure 1.

The selected articles were published between 2000 and 2014 and represented a total sample size of 15,514 subjects (501 subjects per article). Six articles (25%) were in English (15-20). The minimum sample size was attributed to Khosravi Zadegan (2007) (21) and Liaghat (2005) (22) with 100 subjects each, while Noughjah (2011) (18) used the maximum

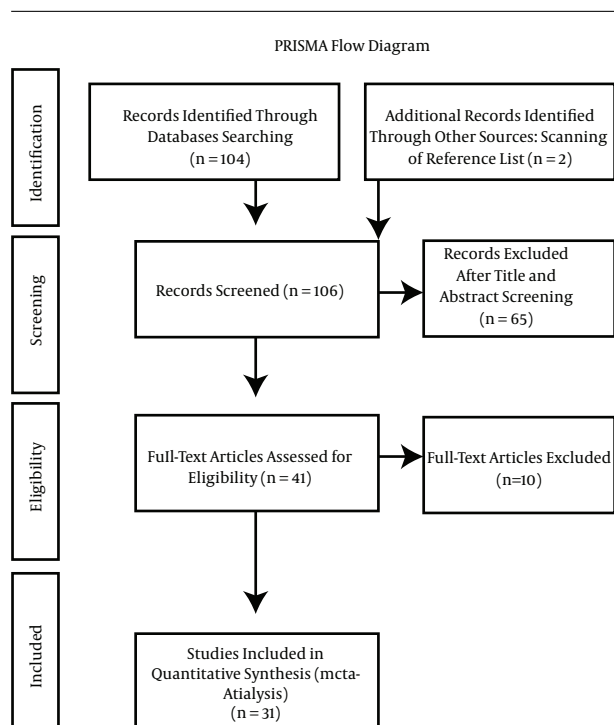


Figure 1. Finding and Screening Flowchart

sample size of 1,820 participants. With respect to the prevalence of domestic violence, Khosravi Zadegan (21) found 100% prevalence while Noughjah (18) reported 20.2%. In terms of location, the majority of the studies (25%) had been conducted in Tehran (4, 15, 16, 19, 20, 22-25). Some of the most important information about the articles and the prevalence of domestic violence based on province are listed in Tables 1 and 2.

Due to the high heterogeneity of the articles (99.8%), a random effects model was used for further surveys. The model assumed that the differences between the reported results were rooted in the differences in the scores obtained by the subjects and different sampling processes. The prevalence of domestic violence in Iran was estimated by the random effects model; it was found to be equal to approximately 66% for the sample size of 15,514 persons (CI 95%: 55 - 77). In terms of geographical classification, the prevalence of domestic violence was calculated as being 70% (CI 95%: 57 - 84) in the east of the country, 70% in the south (CI 95%: 32 - 100), 75% in the west (CI 95%: 56 - 94), 62% in the north (CI 95%: 37 - 86), and 59% in the center (CI 95%: 44 - 74).

The prevalence of domestic violence was measured based on researcher-designed questionnaires in 11 articles (35.4%), and the data-gathering tool was not mentioned

in five articles (16.1%). The meta-regression results showed that there was no relationship between the prevalence of domestic violence and the year of publication of the article ($P = 0.554$), and there was no ascending trend for the prevalence of domestic violence over time (Figure 3). The meta-regression based on sample size showed that the studies with smaller samples reported a higher prevalence of domestic violence ($P = 0.013$) (Figure 4).

To study publication bias, a funnel plot was used. The results showed that the publication bias in this systematic review and meta-analysis was not significant ($P = 0.846$) (Figure 5).

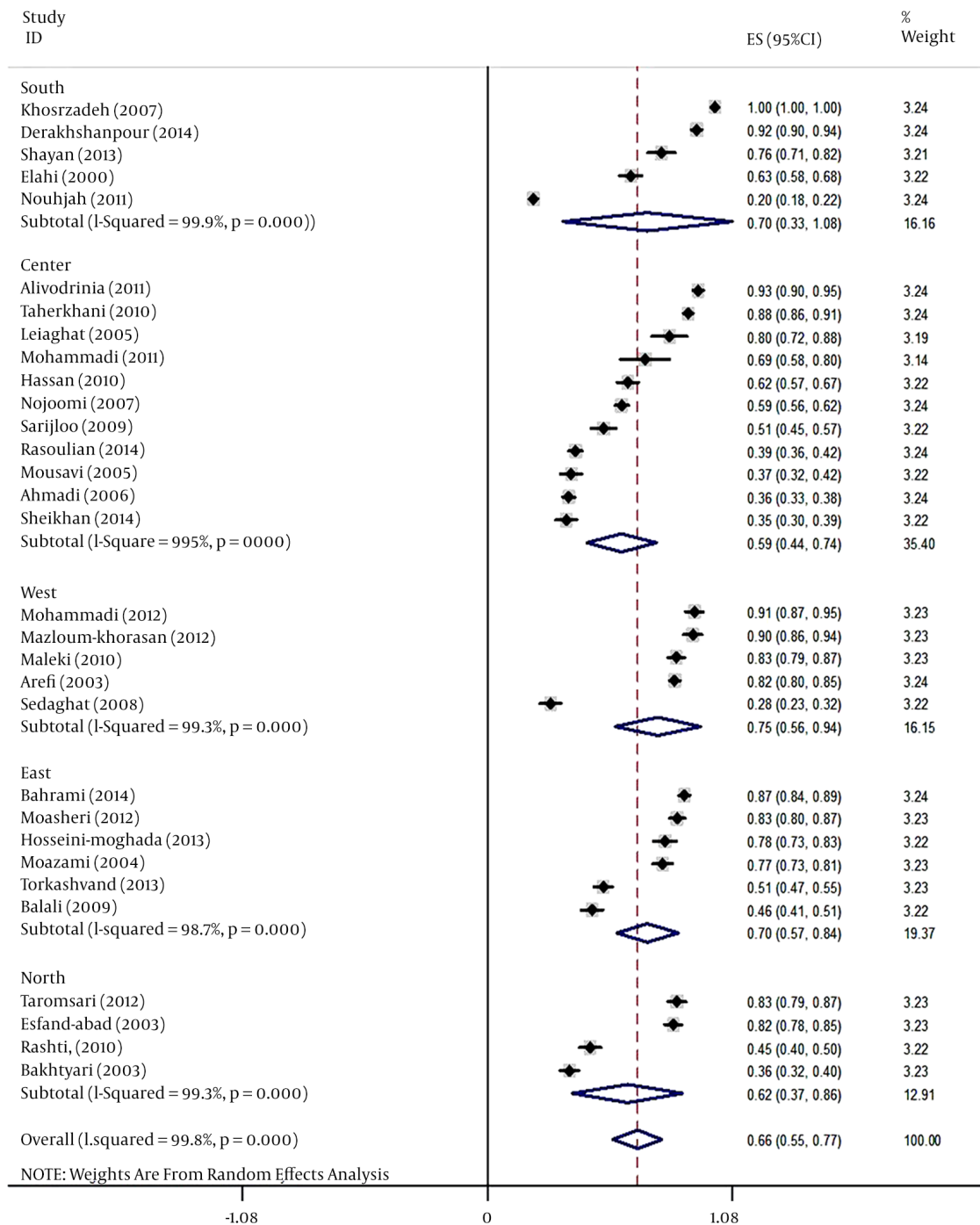
The sensitivity analysis in Figure 6 shows that, by eliminating each study, the overall prevalence did not change significantly.

4. Conclusions

The studies conducted in Iran on the prevalence of domestic violence among Iranian women have reported different results. In the present study, the general estimate of the prevalence of this problem in Iran was 66% (CI 95%: 55 - 77), which is consistent with the results of a national study (44) conducted in 2001 in 28 provinces of the country (66%). A study in Pakistan reported that the prevalence of domestic violence was 69.5%, which is quite close to that of Iran (45). According to UN reports, the prevalence of domestic violence in Belgium, the USA, Norway, New Zealand, South Korea, Colombia, and Guinea is 25%, 28%, 17%, 38%, 20%, 58%, and 67%, respectively (46). Another study by the WHO (2006) of 24,000 women in 10 countries (Bangladesh, Brazil, Ethiopia, Japan, Namibia, Peru, Samoa, Serbia and Montenegro, Thailand, and the United Republic of Tanzania) showed that 15% - 71% of the participants were subjected to violence by their husband (47). Reports in the USA and Canada indicated that 34% and 10% of women, respectively, had suffered from domestic violence by their husband or sex partner (38). The results of many studies in different parts of the world have revealed that violence against women is rampant in all countries and across all sociocultural classes. The differences in the reports are due to the varying definitions of domestic violence and the culture and laws in different countries.

Domestic violence is one of the main social-public health and human rights issues that influence women and children's health. In their meta-analysis study, Niazi et al. (48) (2014) estimated the prevalence of domestic violence against pregnant women in Iran at 48%. Apparently, the prevalence of domestic violence decreases during pregnancy due to sensitivities toward fetus health and legal consequences.

Figure 2. The Prevalence of Domestic Violence Based on Geographical Region



The confidence interval (CI) of 95% for each article is represented by a horizontal line near the main mean line; the dashed line in the middle represents the estimate of the total mean point; and the rhomboid represents the CI 95% of the prevalence of domestic violence.

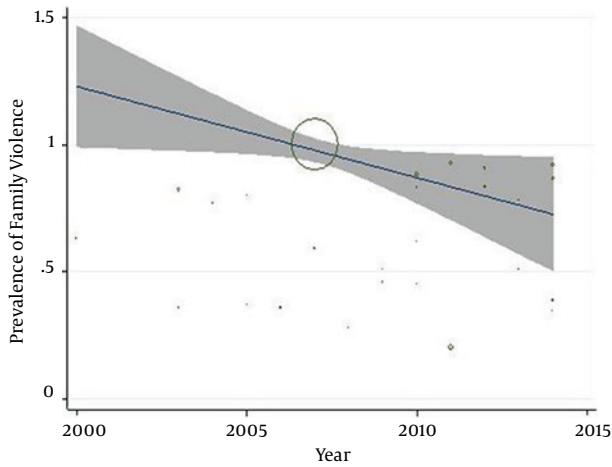


Figure 3. The Prevalence of Domestic Violence Based on the Year of Publication of the Article

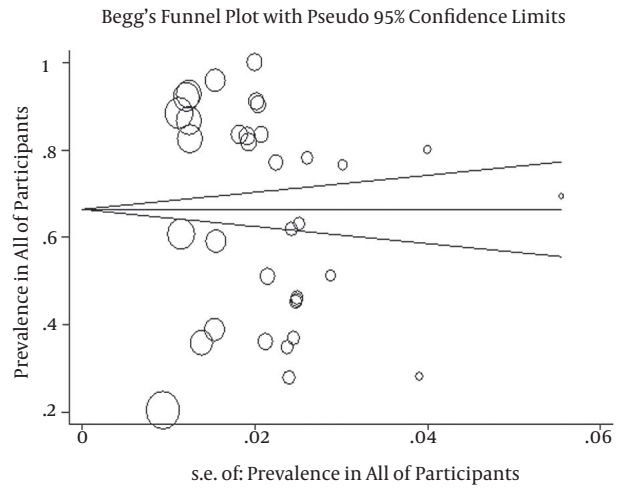


Figure 5. Funnel Plot of Domestic Violence Against Iranian Women

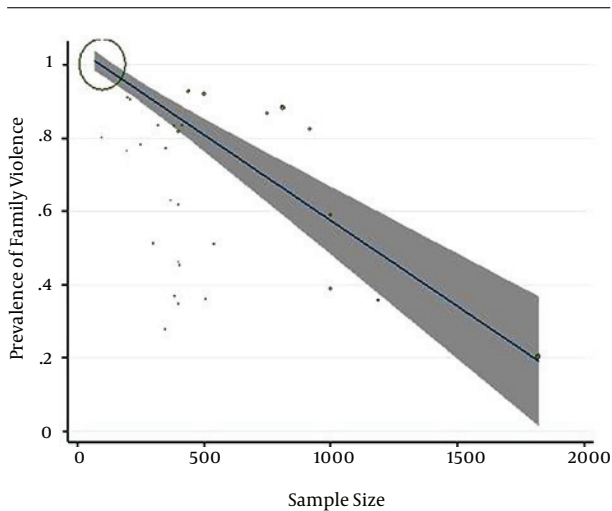


Figure 4. The Prevalence of Domestic Violence Based on the Study Sample Size

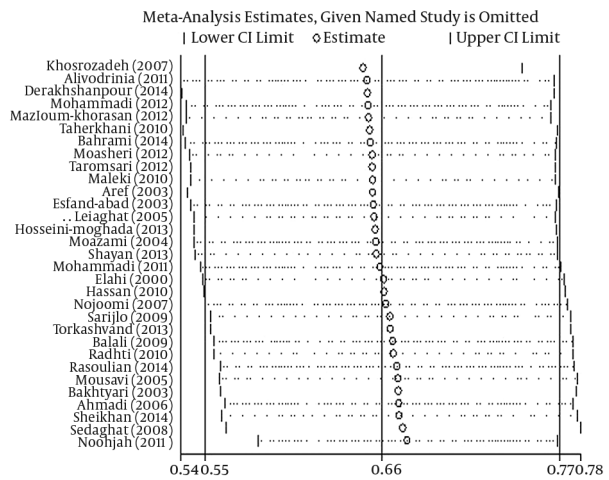


Figure 6. Sensitivity Analysis

A comparison of the prevalence of domestic violence in different regions of Iran indicated that it is less widespread in the central region (59%) than in the western (75%), southern, and eastern (70%) regions. It has been suggested that several social, economic, and cultural factors may have an effect on the prevalence of domestic violence (49-51). The differences between the various regions in Iran are therefore not surprising given that the Iranian population features high cultural diversity, and the different cultures have distinctive beliefs, attitudes, traditions, values, and norms. Shahabadi and Amini (51) (2010) showed that an increase in domestic violence was more apparent among the Azari, Kurdish, and Fars ethnic groups. In addition, cli-

mate change has been noted as having an impact on the prevalence of domestic violence. Rotton (2001) and Ellen (1993) (49, 50) demonstrated that domestic violence is related to temperature changes with the net effect that it is more common in regions with hot weather.

The results of the present research suggest that domestic violence is indeed influenced by climate and cultural factors. It is further assumed that cultural factors can sometimes lessen the impact of climate and reduce levels of domestic violence, even in the tropics. Of course, this issue requires additional study.

The results of the meta-regression indicated that there was no significant relationship between the prevalence of domestic violence and the year of publication of the articles; however, the diagram in Figure 3 shows an ascending trend for the prevalence of domestic violence in Iran although this was not found to be significant. Our results are consistent with the study conducted in 2001 by the Ministry of Interior Affairs in 28 Iranian provinces (13). Contrarily, studies in the USA have indicated that the prevalence of domestic violence has increased over time from 39% to 60% (45). These increasing trends in some countries are in spite of the general technological and educational advances and changes in lifestyle (52). Certainly, some studies in Iran have indicated that poor education and a lack of facilities and welfare standards were among the contributory factors to the emergence of domestic violence (15, 26, 29, 33, 35). Notwithstanding, there may be unknown factors or changes in the known contributory factors over time.

In terms of the limitations of this study, instead of focusing on the whole population, some of the reviewed studies only focused on the women who had been to forensic medicine centers, and consequently the results of these studies could not be generalized. Failure to use checklists to study the methodological quality of the articles included in this study, the varying definitions of violence in the articles, the use of different tools to examine domestic violence, and the victims' failure to report many instances of domestic violence were among the most important limitations of this study.

Our literature review revealed the absence of studies dealing systematically with domestic violence against Iranian women, and it is therefore vital that such a study be conducted. The most important strength of this study is its accurate estimate of the prevalence of domestic violence against Iranian women, which can be of great help in the design of prevention or intervention programs by health organizations and research centers.

In conclusion, there are no reliable and accurate data and statistics about domestic violence against women in Iran, as in most cases, women tend not to go to legal au-

thorities for reasons such as feelings of guilt or fear of economic hardship, being deserted by their families, loss of social position, rumors, or separation from their children. Due to the high prevalence of domestic violence against Iranian women, early detection of domestic violence and the initiation of intervention programs by health and social services centers may prevent many of the unwanted consequences of this phenomenon. Indeed, delays in the detection of domestic violence impose serious threats to the well-being of women and children. There is additionally a critical need to determine and deal with the factors contributing to the emergence of domestic violence in Iran.

Acknowledgments

The authors are grateful to the reviewers for their constructive comments, which improved the manuscript.

Footnotes

Authors' Contribution: Design: Hamideh Hajnasiri; data collection: Hamideh Hajnasiri, Farnoosh Moafi, and Mohammad Farajzadeh; analysis and interpretation of data: Kourosch Sayehmiri and Reza Ghanei Gheshlagh; manuscript preparation: Hamideh Hajnasiri and Reza Ghanei Gheshlagh; manuscript revision: Hamideh Hajnasiri and Reza Ghanei Gheshlagh. All the authors read and approved the final manuscript.

Funding/Support: This study was funded and supported by the department of nursing and midwifery at the Qazvin University of Medical Sciences.

References

1. Bodaghabadi M. Prevalence of violence and related factors in pregnant women referring to Shahid Mobini hospital, Sabzevar. *Med J Hormozgan Uni.* 2007;11(1):71-6.
2. Baher B, Ziaei M, Sh ZM. Survey of prevalence domestic violence and relationship Adverse pregnancy outcomes. *J School Nur Midwife Hamedan.* 2012;20(1):31-8.
3. Abbas Zadeh M, Saadati M. Domestic violence, threat against mental health. *J Social Security.* 2011:61-90.
4. Ahmadi B, Alimohamadian M, Golestan B, Bagheri Yazdi A, Shojaezadeh D. Effects of domestic violence on the mental health of married women in Tehran. *J School Public Health Institute Public Health Res.* 2006;4(2):35-44.
5. Mohseni Tabrizi A, Kaldi A, Javadianzadeh M. The study of domestic violence in married women admitted to yazd legal medicine organization and welfare organization. *Toloo-e-Behdasht.* 2012;11(3):11-24.
6. Aghakhani K, Aghabigloie A, Chehrei A. Evaluation of physical violence by spouse against women referring to forensic medicine center of Tehran in autumn of 2000. *Razi J Med Sci.* 2003;9(31):485-90.
7. Tavassoli A, Monirifar S. Sociological study of the impact of socioeconomic status on violence against women in the marriage. *J Family Res.* 2009;5(20):441-54.

8. KHadiv Zadeh T, Erfanian F. Comparison of domestic violence during pregnancy with the Pre-pregnancy period and its relating factors. *Iran J Obstetric Gynecol Infertil*. 2011;**14**(4):47-56.
9. Moasheri N, Miri M, Abolhasannejad V, Hedayati H, Zangoie M. Survey of prevalence and demographical dimensions of domestic violence against women in Birjand. *Modern Care J*. 2012;**9**(1):32-9.
10. Ranji A, Sadr khanlo M. The study of domestic violence during pregnancy, their relationship with some demographic factors and the effects on pregnancy outcomes in women referred to health centers in Urmia city. *J Women Family Studies*. 2012;**4**(15):107-25.
11. Sminkey L, Chaib F, Khadka S, Bannerjee P. New study highlights need to scale up violence prevention efforts globally 2014. Available from: <http://www.who.int/mediacentre/news/releases/2014/violence-prevention/en/>.
12. Mazza D, Dennerstein L, Garamszegi CV, Dudley EC. The physical, sexual and emotional violence history of middle-aged women: a community-based prevalence study. *Med J Aust*. 2001;**175**(4):199-201. [PubMed: [11587279](#)].
13. Ghazi Tabatabai M, Tabrizi A, Marjai S. Studies on domestic violence against women. Tehran: Office of public affairs, ministry of interior affairs center of women and family affairs, presidency of the Islamic Republic of Iran; 2004.
14. Moher D, Liberati A, Tetzlaff J, Altman DG, Prisma Group. Preferred reporting items for systematic reviews and meta-analyses: the PRISMA statement. *Ann Intern Med*. 2009;**151**(4):264-9. [PubMed: [19622511](#)] W64.
15. Rasoulia M, Habib S, Bolhari J, Hakim Shooshtari M, Nojomi M, Abedi S. Risk factors of domestic violence in Iran. *J Environ Public Health*. 2014;**2014**:352346. doi: [10.1155/2014/352346](#). [PubMed: [24790612](#)].
16. Sheikhan Z, Ozgoli G, Azar M, Alavimajid H. Domestic violence in Iranian infertile women. *Med J Islam Repub Iran*. 2014;**28**:152. [PubMed: [25695010](#)].
17. Moghaddam Hosseini V, Asadi ZS, Akaberi A, Hashemian M. Intimate partner violence in the eastern part of Iran: a path analysis of risk factors. *Issues Ment Health Nurs*. 2013;**34**(8):619-25. doi: [10.3109/01612840.2013.785616](#). [PubMed: [23909674](#)].
18. Noughaj S, Latifi M, Haghighi M, Eatesam H, Fatholahifar A, Zaman N. Prevalence of domestic violence and its related factors in women referred to health centers in Khuzestan Province. *Journal of Kermanshah university of medical sciences*. *J Kermanshah Univ Med Sci*. 2011;**15**(4):278-86.
19. Ardabil HE, Moghadam ZB, Salsali M, Ramezanzadeh F, Nedjat S. Prevalence and risk factors for domestic violence against infertile women in an Iranian setting. *Int J Gynaecol Obstet*. 2011;**112**(1):15-7. doi: [10.1016/j.ijgo.2010.07.030](#). [PubMed: [20961542](#)].
20. Nojomi M, Agae S, Eslami S. Domestic violence against women attending gynecologic outpatient clinics. *Arch Iran Med*. 2007;**10**(3):309-15. [PubMed: [17604466](#)].
21. Khosravi Zadeh F, Azizi F, Khosravi Zadeh Z, Morvaridi M. Psychological demographic characteristics for violence against women in Bushehr city. *South Med J*. 2007;**10**(1):75-81.
22. Liaghat G. Domestic violence in family. *J Social Sci Faculty Human Sci Ferdowsi Uni Mashhad*. 2005;**2**(2):163-79.
23. Aliverdinia A, Riahi M, Farhadi M. Social analysis intimate partner violence against women. *J Social Issues Iran*. 2011;**2**(2):96-127.
24. Mohammadi F, Mirzaei R. Effect of Social Factors on violence against women. *J Social Studies*. 2012;**6**(1):101-29.
25. Taherkhani S, Mirmohammadi M, Kazemnejad A, Arbab M. Association experience time and fear of domestic violence with the occurrence of depression in women. *Iran J Forensic Med*. 2010;**16**(2):95-106.
26. Bahrami G. Domestic violence on women: Evidence from Iran. *Asia J Res Social Sci Humanities*. 2014;**4**(5):688-94.
27. Derakhshanpour F, Mahboobi H, Keshavarzi S. Prevalence of domestic violence against women. *J Gorgan Uni Med Sci*. 2014;**16**(1):126-31.
28. Shayan A, Masoumi Z, Kaviani M. The relationship between wife abuse and mental health in women experiencing domestic violence referred to the forensic medical center of Shiraz. *J Edu Commun Health*. 2015;**1**(4):51-7. doi: [10.20286/jech-010451](#).
29. Torkashwand F, Rezaeean M, Sheikhfathollahi M, Mehrabian M, Bidaki R, Garousi B. The Prevalence of the types of domestic violence on women referred to health care centers in Rafsanjan in 2012. *J Rafsanjan Uni Med Sci*. 2013;**12**(9):695-708.
30. Mazloom Khorasani M, Mirzaee M. Domestic Violence against women in Khorram Abad 2010-2011. *J Women's Studies*. 2012;**10**(3):111-38.
31. Rahbar Taramsari M, Badsar A, Zobde Imanabadi R, Khajeh Jahromi S, Amir Maafi A, Yaghubi M. Evaluation of physical intimate partner violence in respective victims in Rasht. *J Guilan Uni Med Sci*. 2012;**21**(83):21-6.
32. Mohammadi F, Mirzaei M. The study Social factors impact on violence against women in city Rawansar. *J Social Studies Iran*. 2012;**6**(1):1-9.
33. Rashti S, Golshokoh F. The relationship between domestic violence and post-traumatic stress disorder among married women. *J Social Psychol*. 2010;**5**(15):105-14.
34. Maleki A, Nejad Sabzi P. The relationship between the family social capital with domestic violence against women in Khorram Abad. *J Social Problems Iran*. **1**(2):32-53.
35. Balali Meybodi F, Hassani M. Prevalence of violence against women by their partners in Kerman. *Iran J Psychiatr Clin Psychol*. 2009;**15**(3):300-7.
36. Sarichlo M, GHafeledbashi S, Kalantari Z, Moradibegloei M, Jahani Hashmi H. Domestic violence against women and Interventions for prevention in Kosar and Minodar area. *J Uni Med Sci Qazvin*. 2009;**13**(4):19-24.
37. Sedaghat K, Zarinian J. Social factors and domestic violence among the families in Tabriz city. *J Sociol Studies*. 2008;**1**(1):124-51.
38. Mousavi SM, Eshagian A. Wife abuse in Esfahan, Islamic Republic of Iran, 2002. *East Mediterr Health J*. 2005;**11**(5-6):860-9. [PubMed: [16761655](#)].
39. Moazzemi S. The criminology of domestic violence and spousal murder in Sistan and Baluchistan. *J Women Res*. 2004;**2**(2):39-53.
40. Bakhtiari A, Omidbakhsh N. Backgrounds & effects of domestic violence against women referred to law-medicine center of Babol, Iran. *J Kermanshah Uni Med Sci*. 2004;**7**(4).
41. Arefi M. Domestic violence against women in Urmia city. *J Women's Studies*. 2003;**1**(2):101-20.
42. Shams Esfand Abad H, Emamipour S. The study of the prevalence of domestic violence and effective factors its. *J Women*. 2003;**1**(5):59-82.
43. Elahi N, Alhani F. The frequency of misbehavior with married women referred to health centers in Ahwaz and its related factors. *Jundishapur Med J*. 2000;**5**(8):477-87.
44. Health. National research study of domestic violence against women in 28 centers in the country. Tehran: Ministry of Social Affairs; 2001.
45. Haqqi S, Faizi A. Prevalence of domestic violence and associated depression in married women at a tertiary care hospital in Karachi. *Procedia-Social Behav Sci*. 2010;**5**:1090-7. doi: [10.1016/j.sbspro.2010.07.241](#).
46. WHO. Multi-country study on women's health and domestic violence against women Geneva: Department of gender and women's health, family and community health; 2002.
47. Garcia-Moreno C, Jansen HA, Ellsberg M, Heise L, Watts CH. Prevalence of intimate partner violence: findings from the WHO multi-country study on women's health and domestic violence. *Lancet*. 2006;**368**(9543):1260-9. doi: [10.1016/S0140-6736\(06\)69523-8](#).
48. Niazi M, Kassani A, Menati R, Khamarnia M. The prevalence of domestic violence among pregnant women in Iran: A systematic review and meta-analysis. *Sadra Med Sci J*. 2015;**3**(2):139-50.
49. Cohn EG. The prediction of police calls for service: The influence of weather and temporal variables on rape and domestic violence. *J Environmen Psychol*. 1993;**13**(1):71-83. doi: [10.1016/S0272-4944\(05\)80216-6](#).
50. Rotton J, Cohn EG. Temperature, routine activities, and domestic violence: a reanalysis. *Violence Vict*. 2001;**16**(2):203-15. [PubMed:

- 11345479].
51. Shahabadi A, Amimi K. The impact of ethnicity on violence against women in Tekab city. *J Order Security Police*. 2010;1(3):55-78.
52. Horne S. Domestic violence in Russia. *Am Psychol*. 1999;54(1):55-61. [PubMed: 9987987].

Table 1. Article Specifications in the Systematic Review and Meta-analysis of the Prevalence of Domestic Violence

Row	Author	Year	Location	Sample Size	Questionnaire	Prevalence of Domestic Violence (%)	Confidence Interval 95%	
							Lower Bound	Upper Bound
1	Rasoulian et al. (15)	2014	Tehran	1000	Checklist	93	36	42
2	Bahrami (26)	2014	Mashhad	700	AAS	87	84	89
3	Sheikhan et al. (16)	2014	Tehran	400	Domestic violence	35	30	39
4	Derakhshanpour et al. (27)	2014	Bandar Abbas	500	-	92	90	94
5	Shayan et al. (28)	2013	Shiraz	197	Haj Yahya	76	71	82
6	Moghaddam Hosseini et al. (17)	2013	Sabzevar	251	CTS2	78	73	83
7	Torkashwand et al. (29)	2013	Rafsanjan	540	Designed by researcher	51	47	55
8	Mazloom Khorasani and Mirzaee (30)	2012	Khorramabad	210	-	90	86	94
9	Moasheri et al. (9)	2012	Birjand	414	Designed by researcher	83	80	87
10	Rahbar et al. (31)	2012	Rasht	320	Checklist & file	83	79	87
11	Mohammadi et al. (32)	2012	Rawansar	200	Designed by researcher	91	87	95
12	Aliverdina et al. (23)	2011	Tehran	440	Designed by researcher	93	90	95
13	Mohammadi et al. (24)	2012	Tehran	69	Designed by researcher	69	58	80
14	Nouhjah et al. (18)	2011	Khuzestan	1820	Interview	20	18	22
15	Taherkhani et al. (25)	2010	Tehran	811	Checklist	88	86	91
16	Rashti et al. (33)	2010	Dezful	404	Designed by researcher	45	40	50
17	Maleki et al. (34)	2010	Khorramabad	383	Checklist	83	79	87
18	Ardabili Hasan et al. (19)	2010	Tehran	400	CTS2	62	57	67
19	Balali et al. (35)	2009	Kerman	400	Designed by researcher	46	41	51
20	Sarichlo et al. (36)	2009	Qazvin	301	Designed by researcher	51	45	57
21	Sedaghat et al. (37)	2008	Tabriz	384	Designed by researcher	28	23	32
22	Khosravi Zadeegan et al. (21)	2007	Bushehr	100	Designed by researcher	100	100	100
23	Nojomi et al. (20)	2007	Tehran	1000	-	59	54	62
24	Ahmadi et al. (4)	2006	Tehran	1189	Checklist	36	33	38
25	Liaghat (22)	2005	Tehran	100	Designed by researcher	80	72	88
26	Mousavi (38)	2005	Esfahan	386	-	37	32	42
27	Moazzemi et al. (39)	2004	Sistan	350	Checklist	77	73	81
28	Bakhtiari and Omidbakhsh (40)	2003	Babol	508	-	36	32	40
29	Arefi (41)	2003	Urmia	919	File information	82	80	85
30	Esfandabad and Emamipoor (42)	2003	Golestan	400	Moffitt questionnaire	82	78	85
31	Elahi and Alhani (43)	2000	Ahvaz	368	Strauss checklist	63	58	64

Table 2. The Prevalence Of domestic Violence Based on Province

Province	Sample Size	Prevalence	CI 95%		I ²	P
			Lower	Upper		
Tehran	5409	82	79	45	0.001	99.6
Razavi Khorasan	951	83	91	74	0.003	88.4
Bandar Abbas	500	92	94	90	-	-
Shiraz	197	76	82	71	-	-
Kerman	940	49	53	44	0.137	54.9
Khorramabad	210	87	94	80	0.01	84.9
South Khorasan	414	83	87	80	-	-
Gilan	320	83	87	79	-	-
Khuzestan	2224	20	22	18	0.001	99.4
Qazvin	301	51	57	45	-	-
Tabriz	384	28	32	23	-	-
Esfahan	386	37	42	2	-	-
Sistan and Bluchestn	350	77	81	73	-	-
Babol	508	36	40	32	-	-
Urmia	919	82	85	80	-	-
Golestan	400	82	85	78	-	-
Kermanshah	200	91	95	87	-	-