



Variation in habitat soundscape characteristics influences settlement of a reef-building coral

Ashlee Lillis¹, DelWayne Bohnenstiehl², Jason W. Peters³ and David Eggleston²

¹ Woods Hole Oceanographic Institution, Woods Hole, MA, United States

² Department of Marine, Earth, and Atmospheric Sciences, North Carolina State University, Raleigh, NC, United States

³ Artificial Reef Program, North Carolina Division of Marine Fisheries, Morehead City, NC, United States of America

ABSTRACT

Coral populations, and the productive reef ecosystems they support, rely on successful recruitment of reef-building species, beginning with settlement of dispersing larvae into habitat favourable to survival. Many substrate cues have been identified as contributors to coral larval habitat selection; however, the potential for ambient acoustic cues to influence coral settlement responses is unknown. Using *in situ* settlement chambers that excluded other habitat cues, larval settlement of a dominant Caribbean reef-building coral, *Orbicella faveolata*, was compared in response to three local soundscapes, with differing acoustic and habitat properties. Differences between reef sites in the number of larvae settled in chambers isolating acoustic cues corresponded to differences in sound levels and reef characteristics, with sounds at the loudest reef generating significantly higher settlement during trials compared to the quietest site (a 29.5 % increase). These results suggest that soundscapes could be an important influence on coral settlement patterns and that acoustic cues associated with reef habitat may be related to larval settlement. This study reports an effect of soundscape variation on larval settlement for a key coral species, and adds to the growing evidence that soundscapes affect marine ecosystems by influencing early life history processes of foundational species.

Submitted 24 June 2016

Accepted 11 September 2016

Published 13 October 2016

Corresponding author

Ashlee Lillis, ashleelillis@gmail.com

Academic editor

James Reimer

Additional Information and
Declarations can be found on
page 12

DOI 10.7717/peerj.2557

© Copyright
2016 Lillis et al.

Distributed under
Creative Commons CC-BY 4.0

OPEN ACCESS

Subjects Animal Behavior, Ecology, Marine Biology

Keywords Coral, Larval settlement, Reef soundscape, Habitat cue, Habitat selection

INTRODUCTION

Coral reefs are one of the most diverse and productive ecosystems on Earth, supporting 25% of all marine fish in just 0.1% of ocean area, and providing far-reaching ecological and economic benefits (Moberg & Folke, 1999). The scleractinian corals that create the biogenic physical structure of reef habitat are fundamental to the existence of coral reef communities, and live coral abundance drives the ecological processes of a plethora of reef-dependent fish and invertebrates (Ritson-Williams et al., 2009). Reef-building corals, like the majority of benthic organisms, produce planktonic larvae that disperse via ocean currents for hours to weeks before settling and metamorphosing to become site-attached adults (Baird, Guest & Willis, 2009). Larval settlement and habitat selection are key determinants of coral

recruitment, survival, and reproductive success (*Babcock & Mundy, 1996; Baird, Babcock & Mundy, 2003; Harrington et al., 2004*), and an influx of larvae is critical to maintaining and recovering coral populations (*Gleason & Hofmann, 2011*). Despite their importance, early life history processes remain least understood of all life stages, and how variation in environmental factors influences the transition from pelagic to benthic existence for these organisms is not well known. Until relatively recently, dispersing larvae were considered passive particles, yet contemporary evidence demonstrates that even weakly swimming invertebrate larvae such as coral planulae exert considerable control over their dispersal via vertical movement in the water column, and that settling larvae select or reject attachment sites in response to a suite of physical, chemical and biological factors over multiple scales (*Kingsford et al., 2002; Gleason & Hofmann, 2011*).

Settlement cues may be pivotal both in facilitating larval encounter with reef substrate, and in determining the specific locations in which coral planulae attach. Numerous water-borne chemical compounds produced by algae and microbes have been implicated in the recruitment patterns of coral by inducing or inhibiting settlement (*Kuffner et al., 2006; Vermeij et al., 2008; Dixson, Abrego & Hay, 2014*), and larvae are known to respond to light levels (*Mundy & Babcock, 1998*), as well as physical and biological substrate properties (e.g., texture, colour, crustose coralline algae, biofilms) (*Heyward & Negri, 1999; Mason, Beard & Miller, 2011*). Most recently, the soundscape (i.e., the combination of physical and biological sounds in a particular location) has garnered attention as an additional sensory cue for larvae (*Montgomery et al., 2006; Simpson et al., 2008; Stanley, Radford & Jeffs, 2012*). The acoustic characteristics of the marine environment have the potential to provide rich sensory information to settling organisms, reflecting both the presence and quality of the adult habitat over relatively broader spatial scales (e.g., meters to kilometers) than localized chemical and substrate cues (*Radford, Stanley & Jeffs, 2014; Lillis, Eggleston & Bohnenstiehl, 2014; Piercy et al., 2014*). Acoustic characteristics have been implicated in the orientation and settlement of larval fishes, crustaceans, and molluscs (*Simpson et al., 2004; Stanley, Radford & Jeffs, 2012; Lillis, Eggleston & Bohnenstiehl, 2013; Lillis, Bohnenstiehl & Eggleston, 2015*), and a variety of marine invertebrates are known to be sensitive to the water- and substrate-borne vibrations (i.e., particle motions) generated by sound waves (*Budelmann, 1989; Budelmann, 1992*).

Cnidarian sensory hair bundles are very similar to vertebrate auditory hair cells (*Arkett, MacKie & Meech, 1988; Watson, Mire & Hudson, 1997*), and because coral planula larvae are densely covered with sensory hairs it is hypothesized that they may be sensitive to sound vibrations (*Vermeij et al., 2010*). Like other marine invertebrate larvae lacking a specialized gas-filled auditory organ, cnidarian larvae would likely be sensitive to the particle motion component of acoustic stimuli rather than capable of detecting pressure changes associated with sound waves (*Budelmann, 1992; Mooney et al., 2010*). A single replay experiment showed that cultured larvae of the dominant Caribbean reef building coral *O. faveolata* moved toward a combination of sounds from coral reefs in a contained low flow environment (*Vermeij et al., 2010*); however, this finding has not been investigated further, and the significance of habitat-related acoustic cues to coral settlement patterns remains unknown. To examine the influence of ambient reef soundscape variation on coral

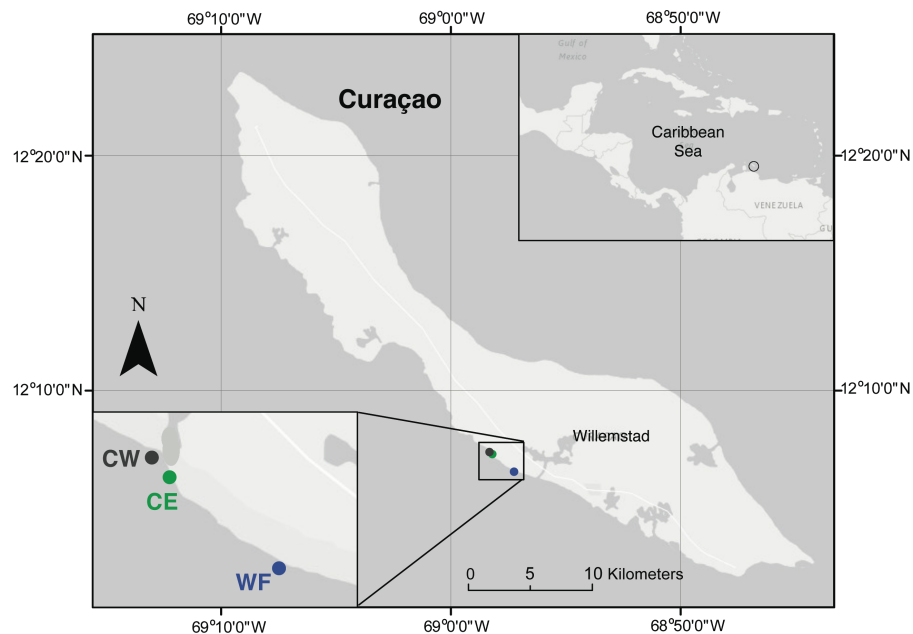


Figure 1 Map of the island of Curaçao. Locations of experimental reef sites: Water Factory (WF), Carmabi East (CE), and Carmabi West (CW). Coral gametes were collected at the Water Factory reef site.

larval settlement, the settlement response of *O. faveolata* larvae in chambers deployed at reefs that differed in habitat quality and acoustic characteristics was compared in this study.

METHODS

Gamete collection and larval rearing

Larvae of *O. faveolata*, commonly known as mountainous star coral, were laboratory reared following their annual mass spawning on 16 September 2014 in the Caribbean island of Curaçao. Gamete bundles from eight parent colonies were collected by tenting colonies during spawning events, at depths of 5–8 meters from a reef site known as “Water Factory” (12°6′34″ N, 68°57′23″ W; Fig. 1, WF). All field collections and experiments were conducted under the permissions and collecting permit 48,584 granted to CARMABI by the Government of Curaçao (Ministry of Health, Environment, and Nature).

Following nighttime collection, coral gametes were pooled and transported to the CARMABI research station laboratory, where they were allowed to fertilize for 120 min. Embryos were transferred to 1-L polystyrene containers using 0.45 μm-filtered seawater, held at ambient temperature (28–29 °C), and cultured to swimming planula stage larvae with frequent monitoring. Culture water was changed as necessary to keep cultures clean and remove dead larvae (following methods detailed in: Vermeij et al., 2008). Seawater used in larval cultures and the experimental chambers described below was obtained by filtering the ambient CARMABI seawater using a 0.45 μm Millipore™ membrane filter. Larval cultures were closely monitored for the onset of settlement competence, and experimental trials started when larvae first began to exhibit settlement behaviours (i.e., bottom-seeking and searching along surfaces), which occurred ~ 4 days following spawning. Only actively

swimming larvae near the surface of culture containers were selected for experimental use since bottom-crawling larvae were considered to have reached advanced stages in the settlement process, and our goal was to present potential acoustic stimuli to larvae early in their competency period.

Study sites

Three reef sites in proximity to the CARMABI marine biological station were selected as experimental locations (Fig. 1: Water Factory, WF; Carmabi East, CE; Carmabi West, CW). Sites were chosen to be in close proximity to each other, yet encompass a range in reef characteristics based on previous surveys of Curacao reef health by CARMABI scientists (Vermeij, 2012). The sites represented clearly visible qualitative differences in coral cover/reef condition, and preliminary sound recordings showed differences in acoustic characteristics (e.g., sound pressure levels and frequency content) between the sites. CW reef is located on the northwest side of the channel leading to Piscadera Baai (adjacent to CARMABI station), and primarily consists of sponge and coral rubble with little live coral or three-dimensional structure. CE reef is southeast of the Piscadera Baai channel, with a higher amount of live coral colonies, sponge cover and reef fish than CW, but present also are substantial industrial debris and algal growth on coral rubble. WF reef is a nearby site (<2 km) where live coral is abundant and diverse, fish are numerous, and is the location where coral spawning collections were conducted. All three sites also had similar frequent daytime exposure to small diving and fishing boats, as well as larger vessels commonly moored offshore around the island. An important consideration in selecting sites within a small area (less than 2 km) was avoidance of variability in other environmental factors that could influence coral settlement, such as water temperature. The area in which sites were located is known to have consistent current patterns and previous temperature measurements at WF and CARMABI reefs show highly correlated water temperatures with non-significant differences between sites in the mean temperature (M Vermeij, 1998, unpublished data). Moreover, the differences between the water temperatures at the sites are typically less than the accuracy of temperature loggers (0.2 °C), and less than differences reported not to influence coral larval settlement rates (>2 °C Nozawa & Harrison, 2007; Heyward & Negri, 2010).

Settlement experiments

To determine if the soundscape at different reef sites influenced coral larval settlement, three replicate groups of 100 *O. faveolata* larvae were randomly selected and placed in watertight 80 mL polyethylene settlement chambers, and deployed at each of three field reef sites (9 chambers total in each trial). Larval settlement chambers at each reef site were positioned 0.5 m above the seabed in small patches of sand, and were positioned at least 5 m from each other in 8 m water depth. Chambers were securely attached to the bottom using metal stakes so that they did not move with water flow. Larvae were completely contained in the polyethylene chambers for the duration of experiments, allowing exposure to the ambient soundscapes while excluding any chemical cues associated with the reefs. Attenuation of sound pressure levels (frequency band: 50–20,000 Hz) across the thin polyethylene

material were determined to be <2 dB in lab measurements. Chamber lids were opaque, with frosted semi-transparent sides so that larvae were exposed to the ambient day-night cycles. Chambers were filled with 0.45 μm -filtered seawater, and contained a ceramic settlement tile (3.4-cm diameter three-prong pottery stilt) at the bottom that had been conditioned in raw flowing seawater for one-month (under ambient temperature and light conditions) to establish crustose coralline algae on its surface (the preferred settlement substrate for coral larvae) as a realistic attachment surface for the study animals. Tiles were randomly assigned to the experimental chambers, and provided sufficient settlement surface for all larvae in each culture, i.e., substrate was not limiting. The settlement tiles were rinsed with 0.45 μm -filtered seawater and lightly scrubbed to remove non-encrusting organisms that may have attached during the conditioning period.

The experiment consisted of two *in situ* larval settlement trials conducted 21–25 September 2014 (resulting in six replicates total per treatment), the first trial lasting 48-hours and the second 24-hours. Trial length was determined based on concomitant larval settlement observed in lab larval cultures, with the aim of attaining sufficient settlement to measure possible treatment effects without being so long as to have complete settlement in any culture. At the conclusion of each trial, replicate larval chambers were collected from sites and transported to the laboratory where the number of settled larvae on tile surfaces was counted under a dissecting microscope. For this experiment, settlement was defined as securely attached or metamorphosed planulae at the conclusion of a trial. No evidence of larval mortality was visible in experimental chambers following the short trials or in lab cultures over the same period. Statistical analysis was implemented in MATLAB using an ANOVA procedure to test for significant differences in the numbers of settled larvae in settlement chambers deployed at the three reef sites, including site and trial as factors. No significant interaction was found between site and trial, thus this interaction was excluded from the analysis, and trial was treated as a blocking factor. A post-hoc Tukey's HSD test was applied to evaluate significance of pair-wise comparisons among mean settlement (measured as settlers/culture).

Acoustic monitoring

To compare the soundscape characteristics of the three reef sites during the experiment, a self-contained acoustic recorder (SoundTrap 201, Ocean Instruments, flat frequency response: 20 Hz–60 kHz) was deployed at each site, 0.5 m above the seabed and in the middle of the three replicate larval settlement chambers. Recorders simultaneously sampled at each site for 2-minutes every 10-minutes at a 96 kHz sampling rate, for the duration of the experimental period. Following retrieval, digital recording samples were analyzed using purpose-written MATLAB code to quantify and compare the ambient soundscapes to which larvae had been exposed during trials.

To examine differences in the overall spectral composition of the soundscapes at each site, a median acoustic spectrum (sound power as a function of frequency) was generated from the recordings at each site within a lower (25–1,000 Hz) and higher (3,000–20,000 Hz) frequency bandwidth known to have distinct sound sources. The lower frequency range includes most coral reef fish vocalizations, and is also influenced by wind-generated noise

and vessel noise (Wenz, 1962; Lobel, Kaatz & Rice, 2010). The higher frequency band is dominated by the broadband crackling sounds produced by closure of the snapping claw of *Alpheus* and *Synalpheus* spp. shrimp (Johnson, Everest & Young, 1947). The spectrum between the two analysis bands includes frequencies where fish calls and snaps overlap significantly, making it difficult to disentangle their contributions to sound pressure levels. Following inspection of spectra, the root-mean-square sound pressure level (SPL) was calculated in each 2-min recording to compute median SPL at each site in the two bands of interest. To further characterize differences between the experimental site soundscapes that might reflect differences in reef properties, snapping shrimp snaps were counted using an envelope correlation method to generate a snap rate in detections per minute (Bohnenstiehl, Lillis & Eggleston, 2016). Because snapping shrimp are closely associated with habitat structure, and can relate to reef characteristics such as coral cover, snap count is often used as an acoustic metric for site comparisons (Radford et al., 2010).

To test if the median SPLs in each bandwidth and snap counts differed among reef sites, non-parametric Kruskal-Wallis analyses of variance were conducted, followed by Tukey-Kramer multiple comparison tests to determine which sites differed significantly in each acoustic variable.

RESULTS

Reef site had a significant effect on larval settlement ($F_{2,14} = 7.84$, $p < .01$), with 1.3 times higher numbers of settled larvae (62.8% vs. 48.5% mean settlement rate) at the termination of trials for larval cultures deployed at WF reef compared to those at the CW reef (Fig. 2). Larval settlement values for cultures at the CE reef overlapped with the other two sites.

WF reef showed the highest overall acoustic power across both lower and upper frequencies compared to the other two sites (Fig. 3A and 3B), while the CW site soundscape produced the lowest overall acoustic power levels. CW recordings also produced a different spectral shape compared to the WF and CE sites, with a flatter spectrum observed from 100–400 Hz and increasing sound levels from 800–1,000 Hz. The WF spectrum shows large peaks at 60–70 Hz and 650–800 Hz that are absent from the two lower quality reef sites (Fig. 3A). In the upper frequency range, the CW spectrum shows lower sound levels from 3–12 kHz, where invertebrate-produced sounds dominate reef soundscapes. Median sound pressure levels in both lower and higher frequency bands were significantly different between sites, decreasing from WF to CE to CW in the lower frequencies (Fig. 4A). In the higher frequency band, median sound levels at WF were significantly higher, but CW had higher levels compared to CE across this range (Fig. 4B). This soundscape difference between the sites was also reflected by snap rate data (Fig. 4C).

DISCUSSION

This study reveals a settlement response by coral larvae to variability in ambient reef soundscape. By directly using the ambient reef soundscapes as acoustic treatments, and selecting reefs that differ in habitat characteristics, the results demonstrate that existing variation in the acoustic environment of different reef environments can influence the

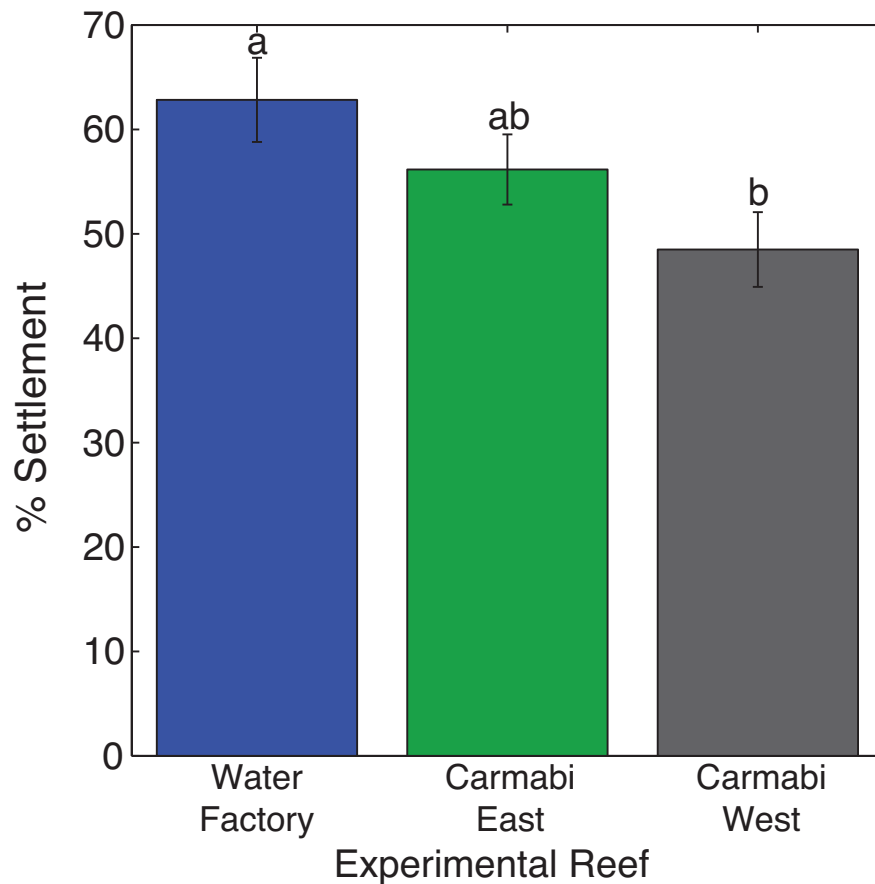


Figure 2 Coral settlement in response to soundscape variation. Settlement of *Orbicella faveolata* planulae (mean % settled per chamber \pm 1 S.E.) in cultures deployed at each experimental reef site ($n = 6$, pooled results from two trials). Letters above bars indicate significant differences ($p < 0.01$) between values based on Tukey's HSD test.

attachment of a reef-building coral. The settlement results corresponded to overall differences in sound levels measured between the sites during the experiment. The elevated larval settlement in chambers deployed at the loudest and most high quality reef site suggests that larvae may use reef sound quantity and/or quality as part of their habitat selection at settlement, and that a higher number of larvae may settle under certain acoustic conditions within a given timeframe even when presented with ample suitable substrate. This implies that reef soundscape cues could be important to coral recruitment patterns, and that habitat alterations that affect acoustic characteristics could affect recolonization of these habitats. If degraded reefs lack the appropriate acoustic cues to induce settlement, or produce acoustic cues that deter settlement, reef restoration and recovery could be inhibited, and habitat degradation perpetuated. This type of reinforcing mechanism is thought to occur for reef-associated chemical settlement factors (Lecchini et al., 2014; Dixon, Abrego & Hay, 2014). Increasing knowledge of acoustically-mediated settlement responses of coral larvae could be similarly important to understanding patterns of reef health and recovery after disturbance.

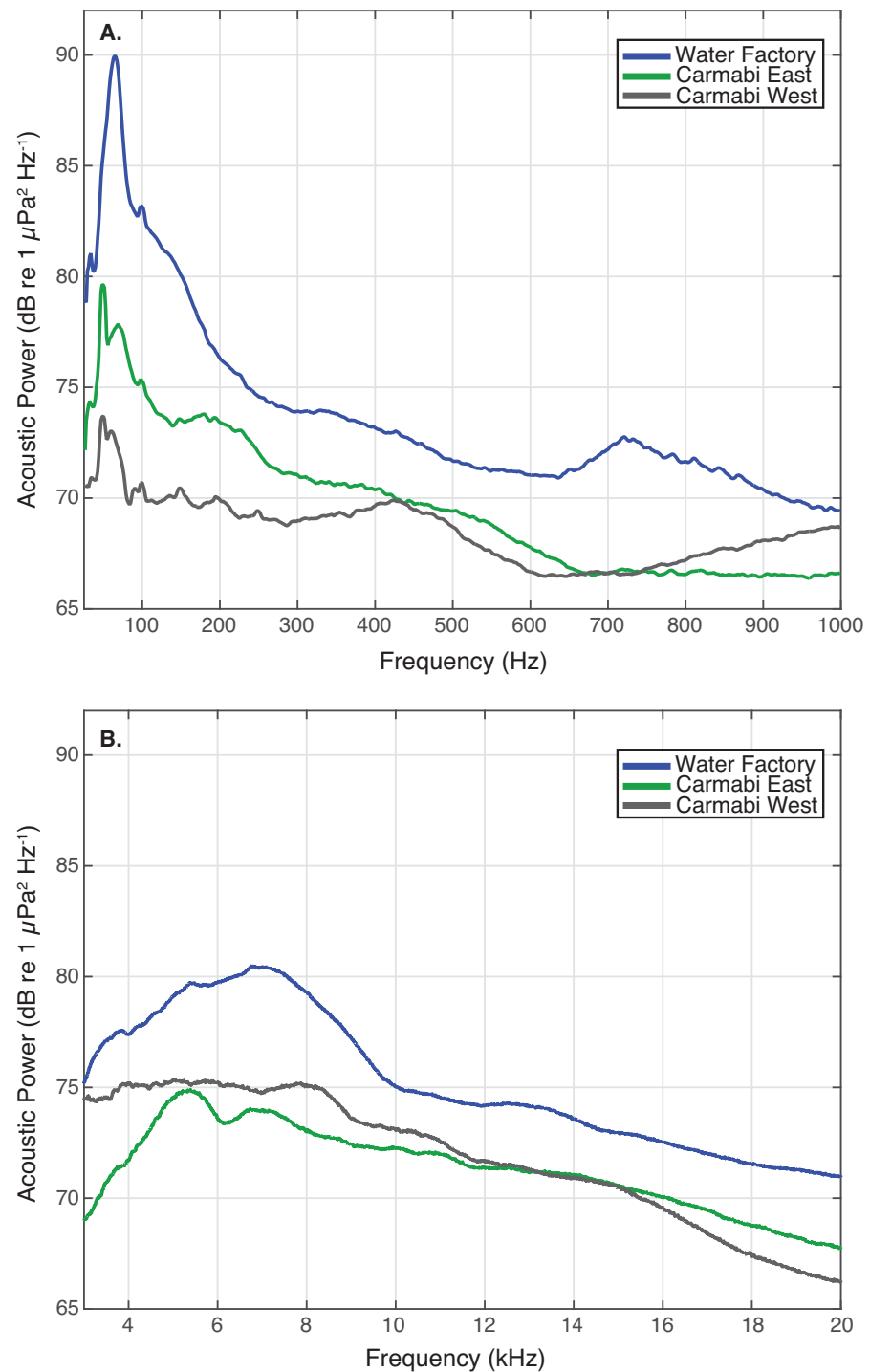
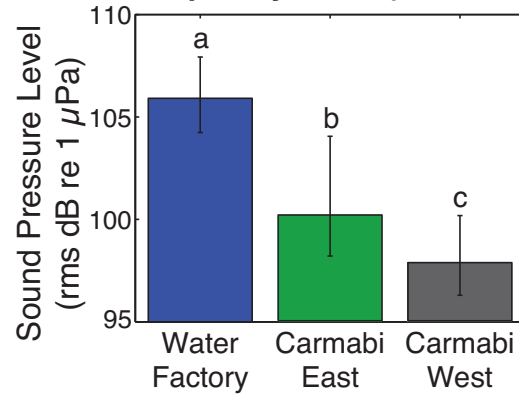
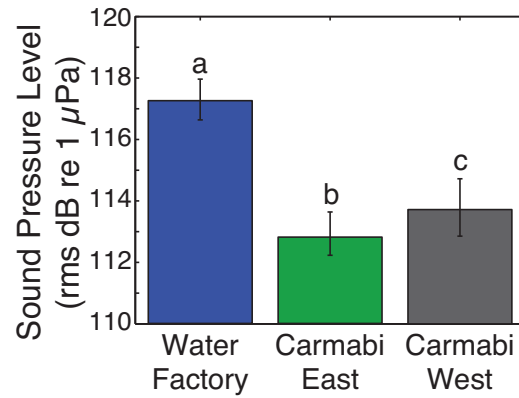


Figure 3 Reef site acoustic spectra. Median acoustic spectra for recordings collected at each experimental site during the settlement experiment, in (A) a lower frequency bandwidth (25–1,000 Hz), and (B) upper frequency bandwidth (3–20 kHz). The median power spectrum was determined for each site using spectra generated for 2-minute samples taken every 10-minutes throughout the settlement trials (September 21–25), using 0.5-second non-overlapping Hanning windows.

A. Low Frequency Band (25-1000 Hz)



B. High Frequency Band (3-20 kHz)



C. Snap Rate

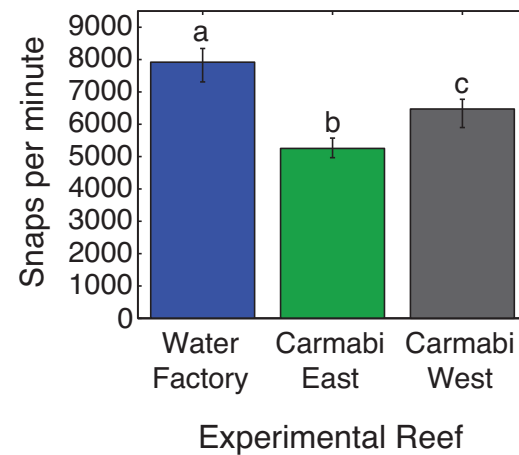


Figure 4 Comparison of reef site soundscape characteristics. Experimental reef site root-mean-square sound pressure levels (median) calculated for (A) low frequency band (25–1,000 Hz) and (B) high frequency band (3,000–20,000 Hz). Snap rate (median snaps per minute) at each reef site is shown in (C). Error bars represent the interquartile range and different letters denote statistically significant differences.

Our results show that settling coral larvae have the potential to incorporate soundscape cues into their habitat selection process, but the relative importance and scales of acoustic cues versus other habitat cues has yet to be determined. As other authors note, the coral settlement process is complex and consists of responses to a hierarchy of cues over different scales and in combination (Mason, Beard & Miller, 2011; Gleason & Hofmann, 2011). *Orbicella* spp. have been reported to select settlement sites based on the presence of crustose coralline algae (CCA) species (Ritson-Williams et al., 2013; Ritson-Williams, Arnold & Paul, 2016), biofilm-produced chemical cues (Sneed et al., 2014), as well as fine-scale differences in crustose coralline algae (CCA) distribution on substrates and orientation of substrate surfaces (Szmant & Miller, 2006). These responses are likely important in determining coral habitat selection upon larval contact with the reef, and much of the coral settlement literature has focused on testing these chemical/physical cues, but the current study further adds acoustic characteristics as component of the habitat selection cuescape. Effect sizes measured in these types of settlement assays, using closed cultures of larvae, are difficult to extrapolate to assess the ecological relevance of a particular cue to field populations or to adequately compare the importance of various cues measured in different studies. Because the larvae in these experiments were contained and provided ample attractive substratum, it is not surprising that relatively high settlement occurred even at the site with lowest settlement (48%); it is not possible to infer whether the measured soundscape-related effect (i.e., increase from 48% to 63% settlement across treatments) would have a sizable population-scale effect in the wild. How the soundscape might affect the settlement behaviour and attachment of free-swimming larvae that have the flexibility to reject substrate, resuspend, and continue searching, remains to be investigated. Moreover, given that the genus *Orbicella* apparently has high rates of post-settlement mortality (Miller, 2014), the importance of any particular cue to recruitment patterns is even more uncertain based on settlement assays. Future studies that examine the outcomes of habitat selection, as well as the integration and redundancy of multiple cues, will be critical to better interpretation of the ecological significance of settlement rates measured in experiments using cultured larvae.

Identifying the specific soundscape components that drive larval responses, and the scales over which soundscapes can influence settlement patterns, will require further investigation using laboratory and field experiments that evaluate larval responses to manipulations of specific soundscape properties (sound levels and frequencies). Because the full bandwidth sound pressure levels correspond to the sites with the highest and lowest larval settlement, and the spectral composition of these sites also differs, it is unknown if larvae respond to sounds of a particular frequency or to elevated acoustic energy in general. It is not clear from this study whether coral larvae, like fish, crustacean, and molluscan larvae, are able to distinguish the sounds from different habitats, or if the effect reflects a preference for locations with higher acoustic energy. Even so, such a settlement preference could be an adaptive response since healthier, more productive reefs can have higher sound levels (Piercy et al., 2014; Kaplan et al., 2015). Future investigations should evaluate the discriminatory abilities of coral larvae to soundscapes, and the differences found here in acoustic variables and the settlement responses detected between sites provide a framework

for generating hypotheses about the habitat-related acoustic characteristics that could influence coral settlement patterns. The acoustic differences between the sites likely relate to differences in abundance of soniferous species, the structure and amount of hard reef substrate with which hydrodynamic forces interact to generate noise, and anthropogenic inputs. Further work is required to isolate specific sound sources, correlate soundscape properties to habitat quality metrics and, in turn, link them to coral settlement patterns. Whether the settlement response is influenced by acoustic cues in the water, the substrate, or both, is an additional open question.

Differences in the amount of larval settlement in chambers corresponded most closely to the relative differences between sites in the lower frequency band SPL (25–1,000 Hz; CW<CE<WF), which suggests that soundscape components in this range are responsible for enhancing larval settlement, rather than higher frequency sound sources. Because the sounds in this range include reef fish calls ([Lobel, Kaatz & Rice, 2010](#)), hydrodynamic influences (e.g., current interacting with reef structure), and anthropogenic noise (e.g., vessels, generator noise), there are a variety of possible signals to which coral larvae could be attracted. Alternatively, it is possible that the soundscape at the site with the lowest settlement (CW) had a local sound source that is a deterrent to larval settlement, and this could act to diminish settlement at the site. It is also important to consider that in addition to overall sound levels and frequencies, organisms may respond to other relevant soundscape complexity, such as the timing or pattern of particular sounds. Interestingly, the site with the healthiest reef and highest settlement in this experiment is also adjacent to a desalination plant whose operations likely contribute constant low frequency noise to the reef soundscape, and is a possible source of the 60–70 Hz peak recorded only at this site. Previous reports have shown the low frequency vibrations produced by vessel generators (20–100 Hz) to increase the settlement of a variety of sessile invertebrates to ship hulls ([Wilkins, Stanley & Jeffs, 2012](#); [McDonald et al., 2014](#)). Similarly, acoustic input from anthropogenic sources could be contributing to the elevated larval settlement in the chambers placed at the noisier Water Factory site but this cannot be resolved by the current study.

The findings presented here add to the single previous study of the swimming response of coral larvae toward reef sound ([Vermeij et al., 2010](#)), and together they implicate acoustic variables in the selection of settlement habitat and, in turn, coral recruitment dynamics. Coral settlement remains poorly understood; however, it is clear that distributional patterns are produced, in part, by active habitat selection and settlement preferences by larvae. While coral larval swimming abilities are insufficient to move against currents, delayed settlement until encounter of habitat cues, such as sound, represents a mechanism by which these weakly-swimming organisms can affect their dispersal and distribution ([Kingsford et al., 2002](#)). Because the soundscape can be indicative of the broader habitat characteristics, it is a valuable source of sensory information, providing a signal that supplements the information garnered from other cues (e.g., colour, biofilm, texture) at smaller spatial scales (e.g., centimeters). Acoustic cues might also present information about the hydrodynamic conditions, reef topography and depth variation, predators, and reef community composition.

This study represents an initial step in establishing the importance of soundscape variation to larval settlement for a reef-building coral, and provides the foundation to examine the specific signals and responses underlying the differential responses. That specific components of the soundscape may enhance or impede settlement is a novel avenue of research to gain a better understanding of larval recruitment, as well as the potential adverse effects of anthropogenic noise pollution, and beneficial effects of conserving marine soundscapes. Moreover, studies such as this showing that larvae are selective at settlement and influenced by habitat variables underscore the need to consider the distribution of habitat-related cues in biophysical models used to predict and understand dispersal, population connectivity and recruitment patterns.

ACKNOWLEDGEMENTS

We are grateful to Carmabi Research Station staff and The Dive Shop Piscadera for logistical and field support. CARMABI scientists Mark Vermeij, Kristen Marhaver, and Valerie Chamberland provided invaluable local knowledge of field sites and training in successful larval rearing. Thank you to Colin Pennington for assistance in generating field site maps.

ADDITIONAL INFORMATION AND DECLARATIONS

Funding

Funding for this project was provided by a PADI Foundation Grant (#11304) to AL and US. National Science Foundation Grant OCE-1234688 to DE and DB. Financial support to AL during manuscript preparation was also provided by the Woods Hole Oceanographic Institution's Ocean Life and Coastal Ocean Institutes. The funders had no role in study design, data collection and analysis, decision to publish, or preparation of the manuscript.

Grant Disclosures

The following grant information was disclosed by the authors:

PADI Foundation: #11304.

US National Science Foundation: OCE-1234688.

Woods Hole Oceanographic Institution's Ocean Life and Coastal Ocean Institutes.

Competing Interests

The authors declare there are no competing interests.

Author Contributions

- Ashlee Lillis conceived and designed the experiments, performed the experiments, analyzed the data, contributed reagents/materials/analysis tools, wrote the paper, prepared figures and/or tables.
- DelWayne Bohnenstiehl analyzed the data, contributed reagents/materials/analysis tools, reviewed drafts of the paper.

- Jason W. Peters conceived and designed the experiments, performed the experiments, reviewed drafts of the paper.
- David Eggleston contributed reagents/materials/analysis tools, reviewed drafts of the paper.

Field Study Permissions

The following information was supplied relating to field study approvals (i.e., approving body and any reference numbers):

All field collections and experiments were conducted under the permissions and collecting permit 48584 granted to CARMABI by the Government of Curaçao (Ministry of Health, Environment, and Nature).

Data Availability

The following information was supplied regarding data availability:

The raw data has been supplied as a [Supplementary File](#).

Supplemental Information

Supplemental information for this article can be found online at <http://dx.doi.org/10.7717/peerj.2557#supplemental-information>.

REFERENCES

- Arkett SA, MacKie GO, Meech RW. 1988. Hair cell mechanoreception in the jellyfish *Aglantha digitale*. *Journal of Experimental Biology* **135**:329–342.
- Babcock R, Mundy C. 1996. Coral recruitment: consequences of settlement choice for early growth and survivorship in two scleractinians. *Journal of Experimental Marine Biology and Ecology* **206**:179–201 DOI [10.1016/S0022-0981\(96\)02622-6](https://doi.org/10.1016/S0022-0981(96)02622-6).
- Baird A, Babcock R, Mundy C. 2003. Habitat selection by larvae influences the depth distribution of six common coral species. *Marine Ecology Progress Series* **252**:289–293 DOI [10.3354/meps252289](https://doi.org/10.3354/meps252289).
- Baird AH, Guest JR, Willis BL. 2009. Systematic and biogeographical patterns in the reproductive biology of scleractinian corals. *Annual Review of Ecology, Evolution, and Systematics* **40**:551–571 DOI [10.1146/annurev.ecolsys.110308.120220](https://doi.org/10.1146/annurev.ecolsys.110308.120220).
- Bohnenstiehl DR, Lillis A, Eggleston DB. 2016. The curious acoustic behavior of estuarine snapping shrimp: temporal patterns of snapping shrimp sound in sub-tidal oyster reef habitat. *PLoS ONE* **11**:e0143691 DOI [10.1371/journal.pone.0143691](https://doi.org/10.1371/journal.pone.0143691).
- Budelman B-U. 1989. Hydrodynamic receptor systems in invertebrates. In: Coombs S, Görner P, Münz H, eds. *The Mechanosensory Lateral Line*. New York: Springer, 607–631.
- Budelman B-U. 1992. Hearing in nonarthropod invertebrates. In: Webster DB, Fay RR, Popper AN, eds. *The evolutionary biology of hearing*. New York: Springer-Verlag, 141–155.
- Dixson DL, Abrego D, Hay ME. 2014. Chemically mediated behavior of recruiting corals and fishes: a tipping point that may limit reef recovery. *Science* **345**:892–897 DOI [10.1126/science.1255057](https://doi.org/10.1126/science.1255057).

- Gleason DF, Hofmann DK. 2011.** Coral larvae: from gametes to recruits. *Journal of Experimental Marine Biology and Ecology* **408**:42–57 DOI [10.1016/j.jembe.2011.07.025](https://doi.org/10.1016/j.jembe.2011.07.025).
- Harrington L, Fabricius K, De'ath G, Negri A. 2004.** Recognition and selection of settlement substrata determine post-settlement survival in corals. *Ecology* **85**:3428–3437 DOI [10.1890/04-0298](https://doi.org/10.1890/04-0298).
- Heyward AJ, Negri AP. 1999.** Natural inducers for coral larval metamorphosis. *Coral Reefs* **18**:273–279 DOI [10.1007/s003380050193](https://doi.org/10.1007/s003380050193).
- Heyward AJ, Negri AP. 2010.** Plasticity of larval pre-competency in response to temperature: observations on multiple broadcast spawning coral species. *Coral Reefs* **29**:631–636 DOI [10.1007/s00338-009-0578-5](https://doi.org/10.1007/s00338-009-0578-5).
- Johnson MW, Everest FA, Young RW. 1947.** The role of snapping shrimp (*Crangon* and *Synalpheus*) in the production of underwater noise in the sea. *Biological Bulletin* **93**(2):122–138.
- Kaplan MB, Mooney TA, Partan J, Solow AR. 2015.** Coral reef species assemblages are associated with ambient soundscapes. *Marine Ecology Progress Series* **533**:93–107 DOI [10.3354/meps11382](https://doi.org/10.3354/meps11382).
- Kingsford MJ, Leis JM, Shanks A, Lindeman KC, Morgan SG, Pineda J. 2002.** Sensory environments, larval abilities and local self-recruitment. *Bulletin of Marine Science* **70**:309–340.
- Kuffner IB, Walters LJ, Becerro MA, Paul VJ, Ritson-Williams R, Beach KS. 2006.** Inhibition of coral recruitment by macroalgae and cyanobacteria. *Marine Ecology Progress Series* **323**:107–117 DOI [10.3354/meps323107](https://doi.org/10.3354/meps323107).
- Lecchini D, Miura T, Lecellier G, Banaigs B, Nakamura Y. 2014.** Transmission distance of chemical cues from coral habitats: implications for marine larval settlement in context of reef degradation. *Marine Biology* **161**:1677–1686 DOI [10.1007/s00227-014-2451-5](https://doi.org/10.1007/s00227-014-2451-5).
- Lillis A, Bohnenstiehl DR, Eggleston DB. 2015.** Soundscape manipulation enhances larval recruitment of a reef-building mollusk. *PeerJ* **3**:e999 DOI [10.7717/peerj.999](https://doi.org/10.7717/peerj.999).
- Lillis A, Eggleston DB, Bohnenstiehl DR. 2013.** Oyster larvae settle in response to habitat-associated underwater sounds. *PLoS ONE* **8**:e79337 DOI [10.1371/journal.pone.0079337](https://doi.org/10.1371/journal.pone.0079337).
- Lillis A, Eggleston DB, Bohnenstiehl DR. 2014.** Soundscape variation from a larval perspective: the case for habitat-associated sound as a settlement cue for weakly swimming estuarine larvae. *Marine Ecology Progress Series* **509**:57–70 DOI [10.3354/meps10917](https://doi.org/10.3354/meps10917).
- Lobel PS, Kaatz IM, Rice AN. 2010.** Acoustical behavior of coral reef fishes. In: Cole KS, ed. *Reproduction and sexuality in marine fishes: evolutionary patterns and innovations*. Berkeley: University of California Press, 307–386.
- Mason B, Beard M, Miller MW. 2011.** Coral larvae settle at a higher frequency on red surfaces. *Coral Reefs* **30**:667–676 DOI [10.1007/s00338-011-0739-1](https://doi.org/10.1007/s00338-011-0739-1).
- McDonald JI, Wilkens SL, Stanley JA, Jeffs AG. 2014.** Vessel generator noise as a settlement cue for marine biofouling species. *Biofouling* **30**:741–749 DOI [10.1080/08927014.2014.919630](https://doi.org/10.1080/08927014.2014.919630).

- Miller MW. 2014.** Post-settlement survivorship in two Caribbean broadcasting corals. *Coral Reefs* **33**:1041–1046 DOI [10.1007/s00338-014-1177-7](https://doi.org/10.1007/s00338-014-1177-7).
- Moberg F, Folke C. 1999.** Ecological goods and services of coral reef ecosystems. *Ecological Economics* **29**:215–233 DOI [10.1016/S0921-8009\(99\)00009-9](https://doi.org/10.1016/S0921-8009(99)00009-9).
- Montgomery JC, Jeffs A, Simpson SD, Meekan M, Tindle C. 2006.** Sound as an orientation cue for the pelagic larvae of reef fishes and decapod crustaceans. *Advances in Marine Biology* **51**:143–196 DOI [10.1016/S0065-2881\(06\)51003-X](https://doi.org/10.1016/S0065-2881(06)51003-X).
- Mooney TA, Hanlon RT, Christensen-Dalsgaard J, Madsen PT, Ketten DR, Nachtigall PE. 2010.** Sound detection by the longfin squid (*Loligo pealeii*) studied with auditory evoked potentials: sensitivity to low-frequency particle motion and not pressure. *Journal of Experimental Biology* **213**:3748–3759 DOI [10.1242/jeb.048348](https://doi.org/10.1242/jeb.048348).
- Mundy CN, Babcock RC. 1998.** Role of light intensity and spectral quality in coral settlement: Implications for depth-dependent settlement? *Journal of Experimental Marine Biology and Ecology* **223**:235–255 DOI [10.1016/S0022-0981\(97\)00167-6](https://doi.org/10.1016/S0022-0981(97)00167-6).
- Nozawa Y, Harrison PL. 2007.** Effects of elevated temperature on larval settlement and post-settlement survival in scleractinian corals, *Acropora solitaryensis* and *Favites chinensis*. *Marine Biology* **152**:1181–1185 DOI [10.1007/s00227-007-0765-2](https://doi.org/10.1007/s00227-007-0765-2).
- Piercy JJB, Codling EA, Hill AJ, Smith DJ, Simpson SD. 2014.** Habitat quality affects sound production and likely distance of detection on coral reefs. *Marine Ecology Progress Series* **516**:35–47 DOI [10.3354/meps10986](https://doi.org/10.3354/meps10986).
- Radford CA, Stanley JA, Jeffs AG. 2014.** Adjacent coral reef habitats produce different underwater sound signatures. *Marine Ecology Progress Series* **505**:19–28 DOI [10.3354/meps10782](https://doi.org/10.3354/meps10782).
- Radford CA, Stanley JA, Tindle CT, Montgomery JC, Jeffs AG. 2010.** Localised coastal habitats have distinct underwater sound signatures. *Marine Ecology Progress Series* **401**:21–29 DOI [10.3354/meps08451](https://doi.org/10.3354/meps08451).
- Ritson-Williams R, Arnold SN, Fogarty ND, Steneck RS, Vermeij MJ, Paul VJ. 2009.** New perspectives on ecological mechanisms affecting coral recruitment on reefs. *Smithsonian Contributions to Marine Science* **38**:437–457.
- Ritson-Williams R, Arnold SN, Paul VJ. 2016.** Patterns of larval settlement preferences and post-settlement survival for seven Caribbean corals. *Marine Ecology Progress Series* **548**:127–138 DOI [10.3354/meps11688](https://doi.org/10.3354/meps11688).
- Ritson-Williams R, Arnold SN, Paul VJ, Steneck RS. 2013.** Larval settlement preferences of *Acropora palmata* and *Montastraea faveolata* in response to diverse red algae. *Coral Reefs* **33**:59–66 DOI [10.1007/s00338-013-1113-2](https://doi.org/10.1007/s00338-013-1113-2).
- Simpson SD, Meekan MG, Jeffs A, Montgomery JC, McCauley RD. 2008.** Settlement-stage coral reef fish prefer the higher-frequency invertebrate-generated audible component of reef noise. *Animal Behaviour* **75**:1861–1868 DOI [10.1016/j.anbehav.2007.11.004](https://doi.org/10.1016/j.anbehav.2007.11.004).
- Simpson SD, Meekan MG, McCauley RD, Jeffs A. 2004.** Attraction of settlement-stage coral reef fishes to reef noise. *Marine Ecology Progress Series* **276**:263–268 DOI [10.3354/meps276263](https://doi.org/10.3354/meps276263).

- Sneed JM, Sharp KH, Ritchie KB, Paul VJ. 2014.** The chemical cue tetrabromopyrrole from a biofilm bacterium induces settlement of multiple Caribbean corals. *Proceedings of the Royal Society of London B: Biological Sciences* **281**:20133086 DOI [10.1098/rspb.2013.3086](https://doi.org/10.1098/rspb.2013.3086).
- Stanley JA, Radford CA, Jeffs AG. 2012.** Location, location, location: finding a suitable home among the noise. *Proceedings of the Royal Society B: Biological Sciences* **279**:3622–3631 DOI [10.1098/rspb.2012.0697](https://doi.org/10.1098/rspb.2012.0697).
- Szmant AM, Miller MW. 2006.** Settlement preferences and post-settlement mortality of laboratory cultured and settled larvae of the Caribbean hermatypic corals *Montastraea faveolata* and *Acropora palmata* in the Florida Keys, USA. In: *Proceedings of the 10th international coral reef symposium*. 43–49.
- Vermeij MJA. 2012.** The current state of Curacao's reefs. CARMABI report. University of Amsterdam. Available at <http://www.researchstationcarmabi.org/wp-content/uploads/2015/07/Vermeij-MJA-2012-Curacao-State-of-the-reef-2012-Carmabi-c2012.pdf>.
- Vermeij MJA, Marhaver KL, Huijbers CM, Nagelkerken I, Simpson SD. 2010.** Coral larvae move toward reef sounds. *PLoS ONE* **5**:e10660 DOI [10.1371/journal.pone.0010660](https://doi.org/10.1371/journal.pone.0010660).
- Vermeij MJA, Smith JE, Smith CM, Thurber RV, Sandin SA. 2008.** Survival and settlement success of coral planulae: independent and synergistic effects of macroalgae and microbes. *Oecologia* **159**:325–336 DOI [10.1007/s00442-008-1223-7](https://doi.org/10.1007/s00442-008-1223-7).
- Watson GM, Mire P, Hudson RR. 1997.** Hair bundles of sea anemones as a model system for vertebrate hair bundles. *Hearing Research* **107**:53–66 DOI [10.1016/S0378-5955\(97\)00022-1](https://doi.org/10.1016/S0378-5955(97)00022-1).
- Wenz GM. 1962.** Acoustic ambient noise in the ocean: spectra and sources. *The Journal of the Acoustical Society of America* **34**:1936–1956 DOI [10.1121/1.1909155](https://doi.org/10.1121/1.1909155).
- Wilkins SL, Stanley JA, Jeffs AG. 2012.** Induction of settlement in mussel (*Perna canaliculus*) larvae by vessel noise. *Biofouling* **28**:65–72 DOI [10.1080/08927014.2011.651717](https://doi.org/10.1080/08927014.2011.651717).