



Ontogenetic foraging activity and feeding selectivity of the Brazilian endemic parrotfish *Scarus zelindae*

Pedro H.C. Pereira^{1,2}, Marcus Santos^{2,3}, Daniel L. Lippi^{2,3} and Pedro Silva^{2,4}

¹ Department of Marine Biology, James Cook University, Townsville, Queensland, Australia

² Coral Reef Ecosystem Department, Reef Conservation Project, Recife, PE, Brazil

³ Department of Oceanography, Universidade Federal de Pernambuco, Recife, PE, Brazil

⁴ Biological Sciences Department, Federal Institute of Education, Science and Technology (IFGoiano), Rio Verde, GO, Brazil

ABSTRACT

Parrotfish are fundamental species in controlling algal phase-shifts and ensuring the resilience of coral reefs. Nevertheless, little is known on their ecological role in the south-western Atlantic Ocean. The present study analysed the ontogenetic foraging activity and feeding selectivity of the Brazilian endemic parrotfish *Scarus zelindae* using behavioural observation and benthic composition analyses. We found a significant negative relationship between fish size and feeding rates for *S. zelindae* individuals. Thus, terminal phase individuals forage with lower feeding rates compared to juveniles and initial phase individuals. The highest relative foraging frequency of *S. zelindae* was on epilithic algae matrix (EAM) with similar values for juveniles (86.6%), initial phase (88.1%) and terminal phase (88.6%) individuals. The second preferred benthos for juveniles was sponge (11.6%) compared with initial (4.5%) and terminal life phases (1.3%). Different life phases of *S. zelindae* foraged on different benthos according to their availability. Based on Ivlev's electivity index, juveniles selected EAM and sponge, while initial phase and terminal phase individuals only selected EAM. Our findings demonstrate that the foraging frequency of the endemic parrotfish *S. zelindae* is reduced according to body size and that there is a slight ontogenetic change in feeding selectivity. Therefore, ecological knowledge of ontogenetic variations on resource use is critical for the remaining parrotfish populations which have been dramatically reduced in the Southwestern Atlantic Ocean.

Subjects Animal Behavior, Aquaculture, Fisheries and Fish Science, Ecology, Marine Biology

Keywords Feeding behaviour, Resource availability, Parrotfishes, Southwestern Atlantic Ocean, Brazilian reefs

INTRODUCTION

Species may select vital resources (e.g., habitat, food and mates) according to their availability in natural communities. Yet, these resources are subjected to temporal and spatial fluctuation that influences species patterns of resource use (*Holling, 1973; Holt, Rutherford & Peterman, 2008; Pekkonen, Ketola & Laakso, 2013*). Many coral reef fishes change their distribution and diet according to the availability of food resources; a trend that has already been investigated for many families such as Haemulidae (*Pereira & Ferreira, 2013*), Pomacentridae (*Frédérich et al., 2009; Waldner & Robertson, 1980*) and

Submitted 16 March 2016
Accepted 6 September 2016
Published 12 October 2016

Corresponding author
Pedro H.C. Pereira,
pedro.pereira@my.jcu.edu.au

Academic editor
Mark Hixon

Additional Information and
Declarations can be found on
page 11

DOI 10.7717/peerj.2536

© Copyright
2016 Pereira et al.

Distributed under
Creative Commons CC-BY 4.0

OPEN ACCESS

Scaridae (*Plass-Johnson, McQuaid & Hill, 2013*). For instance, parrotfish behavior seems to change in response to food resource availability, meaning local variation in algal abundance can influence fish feeding preferences and modify parrotfish patterns of abundance (*Russ, 2003; Hoey, Pratchett & Cvitanovic, 2011*).

Parrotfishes are believed to be important contributors to healthy reefs because they consume algae that compete with corals for space in tropical waters (*Hughes et al., 2003; Graham et al., 2013*). Grazing activity also provides open space for coral recruitment, securing better conditions for coral reef development during recent strong impacts such as climate change and global warming (*Bennett et al., 2015*). As a generalist group, parrotfish foraging activity varies strongly according to morphology, life phase, and food availability (*Bonaldo, Hoey & Bellwood, 2014*). They are usually classified in three main functional groups: browsers, scrapers and excavators (*Bellwood & Choat, 1990; Streelman et al., 2002; Francini-Filho et al., 2008; Bonaldo, Hoey & Bellwood, 2014*). Browsers tend to cut off macroalgae, leaving no scars on the substrate (e.g., *Sparisoma* spp.), scrapers feed at high rates leaving only a superficial scrape and normally do not damage coral surface (e.g., *Scarus* spp.) and excavators feed at low rates removing large portions of the substratum or coral using their robust jaws, leaving noticeable scars (e.g., *Bolbometopon muricatum*) (*Bellwood & Choat, 1990; Streelman et al., 2002*).

Ontogenetic changes in foraging activity and feeding preference are relevant for many coral reef fishes, including parrotfish (*Bellwood, 1988; Pereira & Ferreira, 2013*). *Bellwood, Hughes & Hoey (2006)* suggested that newly settled *Scarus* individuals feed on crustaceans, whilst larger juveniles almost exclusively ingest algae and detritus. Additionally, morphological and anatomical body changes throughout ontogeny also directly influence parrotfish feeding preferences. As parrotfish grow, the enlargement and development of the oral jaws and associated musculature allow them to bite deeper into the benthos, effectively scraping or even excavating the substratum (*Bellwood & Choat, 1990; Bonaldo, Hoey & Bellwood, 2014; Francini-Filho et al., 2008*). Although much research has been conducted analysing ontogenetic changes on parrotfish ecology in the Indo-Pacific and Caribbean, few studies have attempted to analyse variations on foraging activity and feeding preference across different life stages in endemic parrotfish species of the Southwestern Atlantic Ocean.

Scarus zelindae is an endemic parrotfish from Brazilian waters occurring on coral and rocky reefs at depths up to 60 m. Previous studies have shown that *S. zelindae* is predominantly herbivorous, ingesting algae and detritus (*Ferreira & Gonçalves, 2006*). *Francini-Filho et al. (2010)* found *S. zelindae* had a preference for turf algae and classified this species as a scraper. However, larger terminal phase individuals can also act as excavators (*Francini-Filho et al., 2008; Francini-Filho et al., 2010*), whereas juveniles have been recorded feeding on *Millepora* spp. fire-corals with feeding rates of up to 0.58 ± 0.35 bites/min (*Pereira et al., 2012*). Nevertheless, these preliminary studies were more naturalist and did not systematically test for ontogenetic changes on *S. zelindae* resource use. Therefore, the relationship of their ontogenetic foraging activity and feeding selectivity is still unclear. The ecological role of parrotfish on tropical coral reefs is evident; hence, it is critical to better understand ontogenetic changes in their feeding patterns and the different effects parrotfish have on benthic communities according to size. Adults are normally

targeted by local fisheries and the large bodied individuals could be the most effective individuals controlling algal growth. However, this has never been analysed for *Scarus* individuals in the Southwestern Atlantic Ocean. If *S. zelindae* display ontogenetic changes in feeding activity and foraging preferences, then individuals of different life phases could have a disproportional ecological role in shaping benthic communities.

The present study aims to understand the ontogenetic foraging activity and feeding selectivity of the endemic parrotfish *S. zelindae* on tropical coral reefs. To achieve this goal, the foraging intensity and feeding behaviour of juvenile, initial phase (IP) and terminal life phase (TP) individuals were recorded using behavioural observations. The benthic composition at foraging sites was also examined to determine resource availability relative to foraging behavior. Specifically, we analysed if individuals of different life phases selected food resources according to substratum availability or whether they showed preferences for particular food types.

METHODS

Study area

The studied coral reef complex is located within the limits of the “Costa dos Corais” marine protected area (MPA) which encompasses 135 km of coastline in Pernambuco State of northeastern Brazil. The “Costa dos Corais” MPA was the first Brazilian federal conservation area that included coastal reefs and is the largest multiple-use MPA in the country (Maida, & Ferreira, 1997). Deeper reefs (from 25 to 35 meters depth) (8°49’S and 35°03’W) were used as sampling sites, which comprised a series of continuous reef tracts with sand intervals and high structural complexity. The benthic community is mainly composed of epilithic algae matrix, coralline algae, sponges and hard corals (Video S1). Deeper reefs were used as sampling sites considering that the shallow reefs have been extremely impacted by spearfishing and it is currently difficult to observe *S. zelindae* terminal phase individuals in these areas (PHC Pereira, pers. comm., 2016). Therefore, these deeper reefs represent a unique opportunity to analyse parrotfish ontogenetic foraging activity and feeding selectivity because all the different life phases have a representative abundance for behavioural observations.

Foraging activity

Feeding rates (bites per minute) of *S. zelindae* individuals were obtained from animal focal sampling that was always carried out by one observer (Altmann, 1974). Dives were conducted by SCUBA from December 2014 to March 2015. Individuals were observed over 5 min intervals, except when the individuals evaded the observer. On average, a minimum distance of 5 meters was maintained between the observer and each fish in order to reduce observer impact on fish behaviour (Pereira, Leal & Araújo, 2016) whilst increasing identification accuracy of feeding selectivity. During each observation session divers recorded feeding rates (total number of bites) of each individual and the substratum type where feeding was observed. Fish size (total length - TL) was visually estimated and individuals were categorized as juvenile, initial and terminal phase according to size. Individuals were also classified into different life phases based upon variation in their




Figure 1 *Scarus zelindae* life phase classification highlighting different color pattern. (A) Juvenile; (B) Initial Phase (IP) and (C) Terminal Phase (TP). Photographs by PHC Pereira.

patterns of coloration (Fig. 1). A total of 20 individuals from each life phase (juvenile, initial and terminal phase) were recorded during 5 min observation sessions totalling 300 min of direct observation.

Benthic community

The benthic composition was also analyzed in the reef complex where the foraging behaviour of *S. zelindae* was recorded, using the point intercept transect method (Meese & Tomich, 1992). A 20 meter transect belt was used in which the diver registered the substrate at 0.5 m intervals. In order to avoid temporal variations in resource availability all the benthic surveys were performed during the same dives and same period as feeding behavioral observations (from December 2014 to March 2015). A total of 20 randomly distributed belt transects were conducted along the top of the reef at an average depth of 25 m. The benthic community was classified using the categories: epilithic algal matrix (EAM), coralline algae, sand, sponge, hard coral, macroalgae and bare rock.

Data analyses

One-way analysis of variance (ANOVA) was used to compare mean feeding rates of *S. zelindae* individuals at different life phases. Post hoc comparisons based on Tukey HSD test were subsequently made for the significant factors using Statistica 10 (StatSoft Inc. Tulsa, OK, USA). Linear regressions were used to compare the bite rates (bites/min⁻¹) with parrotfish body size (cm).

To test differences between the relative foraging frequency of *S. zelindae* individuals on different benthic categories we applied a permutational multivariate analysis of variance (PERMANOVA). *S. zelindae* foraging frequency data on different benthic categories were log transformed ($X + 1$) and reassembled in a Bray-Curtis similarity matrix. Unrestricted permutation of raw data was used as the best technique for analyzing one factor. A permutational analysis of multivariate dispersions (PERMIDISP) was also applied to analyze whether the multivariate variations were homogeneous or not (Anderson, 2001; Anderson, & Walsh, 2013). PERMANOVA and PERMIDISP were conducted using Primer-e 6 PERMANOVA+1.0 software (Ver. 6.1.14) 227 (Anderson & Gorley, 2007).

Principal component analysis (PCA) was used to investigate correlations between *S. zelindae* feeding preferences and individual life phases, with the total number of bites per substratum category used as the main data. All the data were standardized and log-transformed prior to multivariate analyses. PCA was performed using Primer-e 6 PERMANOVA+1.0 software (Ver. 6.1.14).

Ivlev's electivity index (Ivlev, 1961) was calculated to examine the ontogenetic feeding selectivity of *S. zelindae* individuals. The index was calculated using the following equation:

$$E_i = \frac{r_i - p_i}{r_i + p_i}$$

where electivity (E_i) for each benthic category i was calculated from the proportional availability of that benthic category (p_i) in the field and the proportional of feeding bites on that benthic category (r_i). The values of E can vary from -1.0 to $+1.0$ with negative values indicating avoidance, zero indicating random selection, and positive values indicating active selection. In order to estimate 95% confidence intervals of Ivlev's index values, bootstrapping procedures (9,999 simulations) were performed on individual feeding rates (keeping resource availability constant). Variability analyses were performed following procedures used by Smith (1982).

RESULTS

Feeding activity

The feeding rate of *S. zelindae* was 34.6 ± 6.6 bites/min⁻¹ (mean \pm s.d.) for juveniles, 17.9 ± 4.9 for initial phase and 14.9 ± 4.6 for terminal phase individuals. Significant differences in foraging rates were observed among life phases (ANOVA; $F = 224.56$; $p < 0.01$). Tukey HSD test showed significant differences between juveniles and initial phase ($p < 0.01$) and also between juveniles and terminal phase ($p < 0.01$). However, no

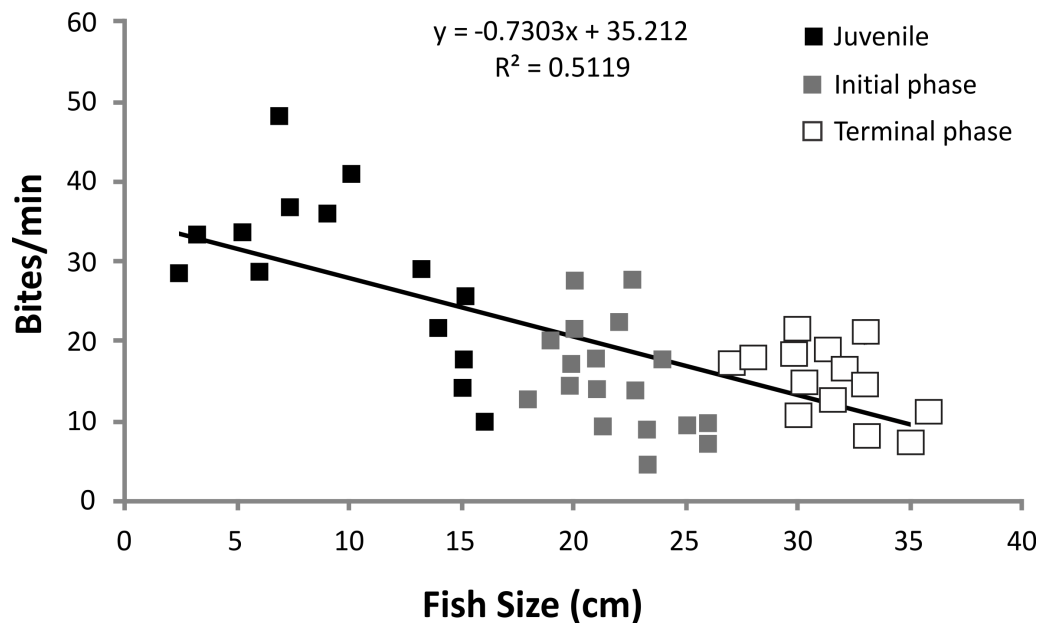


Figure 2 Linear regression of *S. zelindae* feeding rates (bites/min⁻¹) compared with fish size (cm). Each point represents an individual. Size of *S. zelindae* ranged from 2.5 cm to 36 cm.

significant difference in foraging rate was observed between initial phase and terminal phase ($p = 0.10$).

There was a significant negative relationship between fish size (cm) and feeding rates (bites/min⁻¹) for *S. zelindae* individuals ($R^2 = 0.51$; $p = 0.008$) indicating a reduction in feeding rate with increasing fish size (Fig. 2).

The relative foraging frequency of *S. zelindae* was highest on the EMA and this was similar for all life phases; juveniles (86.6%), initial phase (88.1%) and terminal phase (88.6%) (Fig. 3). On the other hand, sponge was the second highest preferred feeding substratum for juveniles (11.6%) foraged at a higher percentage compared with other life phases: initial phase (4.5%) and terminal phase (1.3%). Terminal phase individuals displayed a considerable foraging frequency on coralline algae (4.3%) and macroalgae (4.5%) (Fig. 3). No significant difference was recorded for the relative frequency of foraging comparing *S. zelindae* individuals at different life phases (PERMANOVA; Pseudo $F = 1.31$; $p = 0.21$).

The PCA analysis of *S. zelindae* foraging preference explained 98.1% of the total variability; 76.8% PC1 and 21.4% PC2, respectively. The eigenvalue for PC1 was 262 and 73 for PC2. The analysis confirmed that EAM was the most used food resource for all life phases (Fig. 4). However, for juvenile individuals sponge was the second most foraged resource, whereas, in terminal phase individuals it was macroalgae (Fig. 4).

Substratum availability

The benthic substratum at feeding sites of *S. zelindae* was mainly composed of EAM (38.0%), coralline algae (18.7%) and sand (13.5%), which together represented more than 70% of the benthic composition. The less representative categories were rock (5.2%) and macroalgae (7.2%) which represented less than 15% of the benthos (Fig. 3).

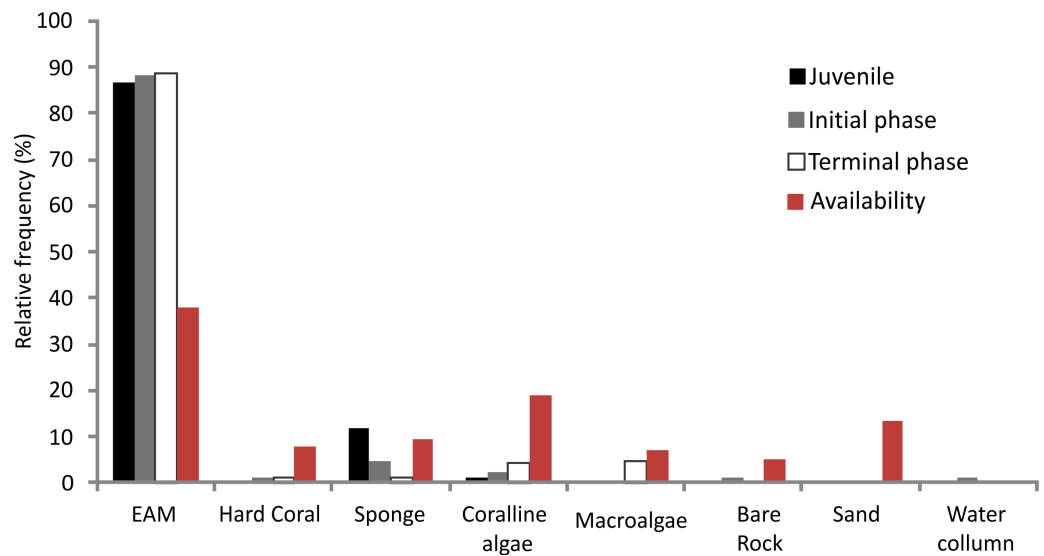


Figure 3 Relative frequency in foraging of *S. zelindae* individuals on different substratum per life phase and relative abundance of the benthic composition (resource availability).

Foraging selectivity

S. zelindae individuals at different life phases foraged selectively on different benthos. Based on the Ivlev's electivity index, juveniles selected EAM and sponge, whereas initial phase and terminal phase individuals selected only EAM (Fig. 5). The benthic categories sand, bare rock, coralline algae and hard coral were avoided completely by all life phases. Sponge and macroalgae were also avoided, yet to somewhat different degrees by different life stages (Fig. 5).

DISCUSSION

Parrotfish populations are under intense decline in the southwestern Atlantic Ocean, with many species suffering up to 50% reduction in total abundance in recent decades (Floeter *et al.*, 2008; Bender *et al.*, 2014). Despite this evident decline, baseline knowledge on parrotfish ecological role, such as foraging activity and ontogenetic changes in resource use are still scarce in the Atlantic Ocean outside the Caribbean. Our findings demonstrate that the feeding rate of *S. zelindae* decreases as body size increases. Additionally, EAM was the preferred foraging benthos for all life phases, with lower rejection of sponge in juveniles and macroalgae in terminal phase individuals. It is worth mentioning that Ivlev's electivity index (i.e., foraging selectivity) accounts for resource/food availability, and thus characterizes true foraging preferences. Understanding variation in foraging can inform how fishing, which targets adult parrotfish, alter the ecological role of parrotfishes, which normally prevents macroalgae from displacing corals, thereby enhancing the resilience of coral reefs. Removal of large parrotfish due to fishing can cause a release of grazing pressure on EAM, thus allowing macroalgae to grow and outcompete corals.

Ecomorphological patterns of many southwestern Atlantic Ocean parrotfish species were recently analysed by Lellys (2014) using premaxilla, dentary and mouth configuration

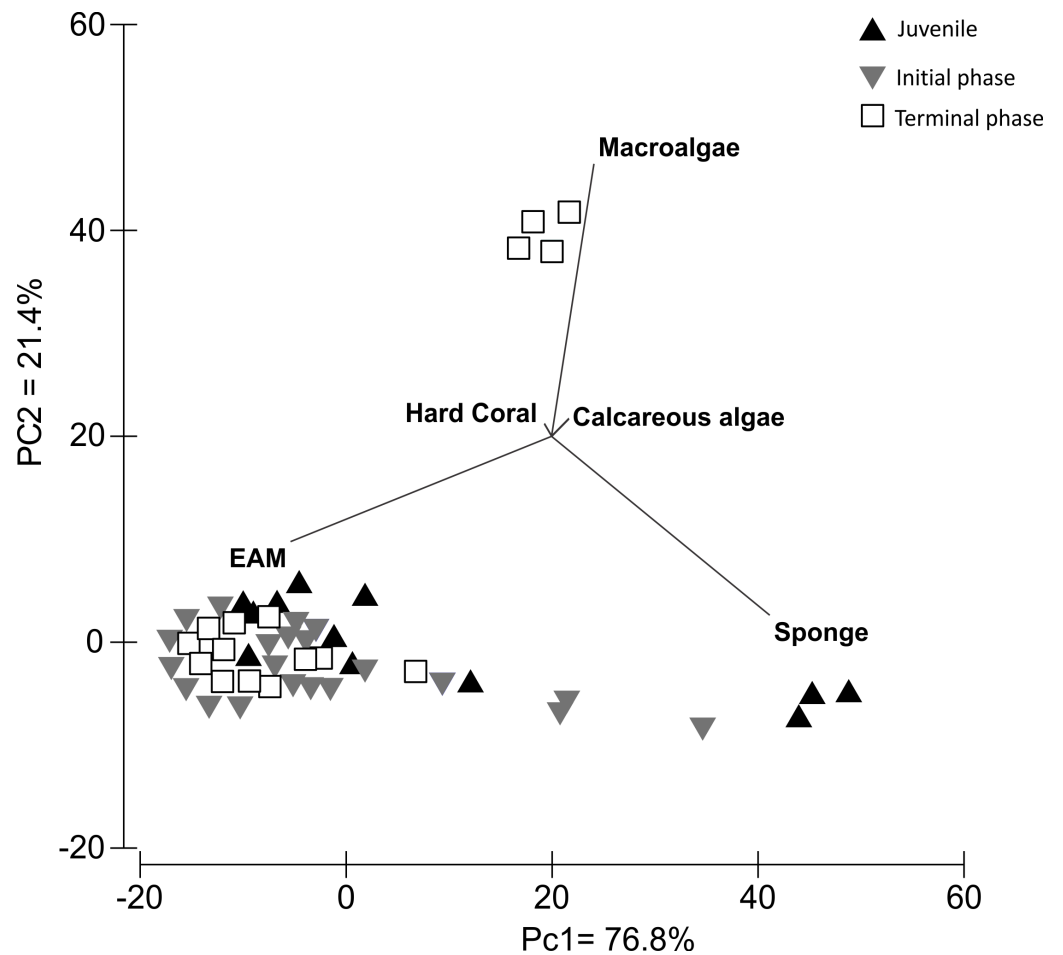


Figure 4 Principal components analysis with data clustered by types of substrata used as a food resource for *S. zelindae* at different life phases.

data. *Lellys (2014)* determined that the weaker and more mobile oral apparatus of smaller *S. zelindae* individuals classify them as *scrapers*. Additionally, the broad cutting edges of teeth in small *S. zelindae* individuals increases the contact area of the jaw, spreading the force over the substrate during feeding and therefore reducing bite force (*Bellwood & Choat, 1990; Lellys, 2014*). In contrast, according to *Francini-Filho et al. (2010)*, *S. zelindae* terminal phase individuals could be classified as *excavators*, feeding at low rates and removing large portions of the substratum using their robust jaws, leaving noticeable scars. Our results confirm the findings of *Francini-Filho et al. (2010)* that the lowest feeding rates were observed for terminal phase individuals that foraged primarily on EAM and coralline algae. Larger parrotfish may feed at lower rates because they are able to acquire large amounts of food per bite, taking fewer yet larger bites.

Additionally, we have observed large *S. zelindae* individuals removing portions of the substratum, leaving feeding scars (e.g., *Siderastrea stellata* coral colonies). Although variations in *S. zelindae* bite size were not analysed in the present study, terminal phase individuals could have a greater effect on benthic communities compared to juveniles and

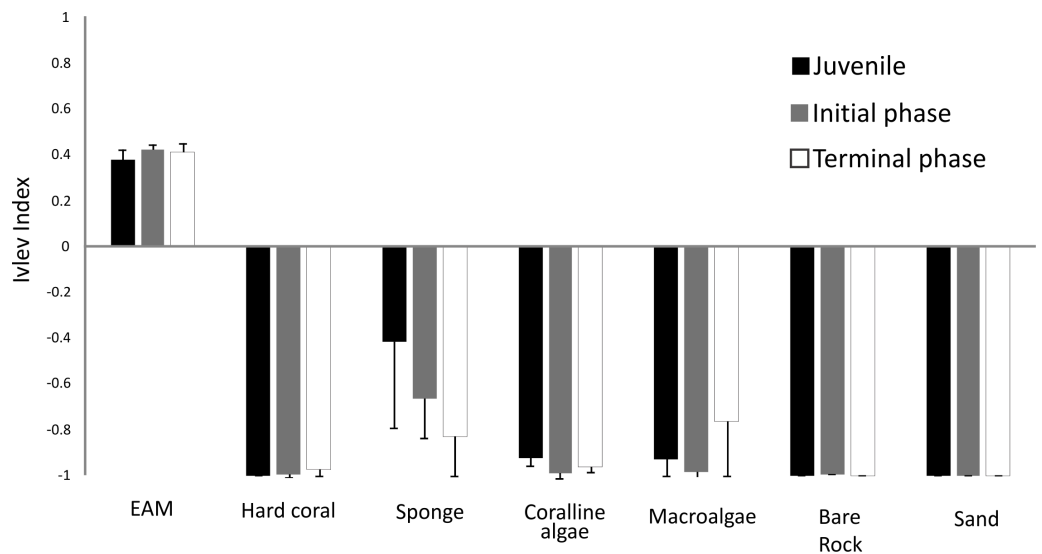


Figure 5 Ivlev's electivity index of *S. zelindae* based off relative feeding rates and relative abundance of the benthos composition at foraging site. Bars in the figure represent 95% confidence intervals.

initial phase individuals due to larger jaw size, as previously shown for other parrotfishes (Bonaldo, Hoey & Bellwood, 2014). Hence, larger bodied individuals are not only likely taking larger bites but those bites are likely having a larger impact on the benthos due to force/bite intensity. Future research using bite excavation measurements could elucidate this impact on benthic communities (e.g., bioerosion) and test the hypothesis that adults, normally targeted by local fisheries, could be the most effective individuals controlling algal growth.

Terminal phase individuals recorded in the present study displayed lower feeding rates compared to juveniles and initial phase individuals. This could be associated with patrolling behaviour observed for larger parrotfish size classes, on a few occasions during this study, which is likely to reduce their feeding rates once energy is allocated for mating and patrolling (Van Rooij, Kroon & Videler, 1996; Bonaldo et al., 2006). Harem parrotfish also tend to increase their territory size and therefore more time should be used to protect this area (Mumby & Wabnitz, 2002). Additionally, it has been suggested recently that observer presence could reduce feeding rates of fishes on coral reefs (Pereira, Leal & Araújo, 2016). Consequently, the impact of observer presence could be intensified on terminal phase individuals who are normally patrolling much more often than individuals of other size classes.

Spatial variation in the availability of benthic resource could potentially influence *S. zelindae* feeding preference during the present study. Therefore, we have assessed the benthic community in foraging areas, to understand the ontogenetic selective patterns according to resource availability. According to Bonaldo, Hoey & Bellwood (2014) the availability and productivity of surfaces covered by EAM, the main feeding substratum for most parrotfish, may directly influence the distribution and feeding habitats of parrotfish. It is likely that EAM could be the most important food resource for the Brazilian endemic

parrotfish throughout the lifespan of the specie due to their natural preference for and availability of EAM. However, juveniles also foraged at sponges. The use of sponges as a food resource for juvenile parrotfishes is uncommon; therefore, juveniles could be foraging on the mucus associated with the sponges as well as ingesting algae biofilm that grow on top of sponges (Randall & Hartman, 1968; Wulff, 2006). Similarly, Pereira et al. (2012) observed juveniles of *S. zelindae* feeding on *Millepora* spp. fire-corals on Brazilian coral reefs.

Fishing intensity on coral reefs (mainly spearfishing) normally targets larger, terminal phase parrotfish. According to Nunes et al. (2012) recreational spearfishing often captures endemic and larger herbivorous species in Brazilian waters, such as the endangered species *Scarus trispinosus* (Labridae). During many years of diving on the coral reefs analysed in the present study, only a few rare individuals of *Scarus trispinosus* were recorded. Additionally, following interviews conducted with the local community in 2015, a dramatic reduction in the abundance of this endangered species was reported (PHC Pereira, 2014, unpublished data). Hence, *Scarus trispinosus* is becoming functionally extinct in Pernambuco state outside of non-take zones, which is a troubling trajectory that *S. zelindae* population seems to also be following. The herbivore community at the deeper reefs (>25m) was previously analysed in a pilot study and the three most current abundant species were *Sparisoma axillare* (7.01 ind./100m²), *Scarus zelindae* (6.28 ind./100m²) and *Sparisoma frondosum* (3.39 ind./100m²) (PHC Pereira, 2015, unpublished data). By removing larger bodied individuals of parrotfish we could be losing a unique and critical functional group on southwestern Atlantic Ocean.

The creation of new marine protected areas ranks within priority actions for reef fish conservation in Brazilian waters, due to high levels of endemism (up to 30% in reef fishes) (Floeter et al., 2008; Schiavetti et al., 2013). However, effective management of the few existing marine protected areas in Brazil represent the most urgent conservation action to protect *S. zelindae* and other large Brazilian endemic parrotfish (Francini-Filho et al., 2010). Despite the fact that the reefs we studied are included in the largest Brazilian marine protected area (MPA), the abundance of large herbivores has been dramatically reduced in recent decades. This trend highlights the fact that the creation of more MPAs is probably not the most effective way to increase protection of endangered coral reef fishes. Accordingly, it is important to increase surveillance and monitoring of existing MPAs. Environmental education programmes and alternative livelihoods for local communities are also important strategies to reduce fishing pressure on endangered parrotfish species as previously observed in other developing countries such as Kenya (Cinner et al., 2012; Carter & Garaway, 2014), and Thailand (Bennett & Dearden, 2014).

Much discussion has arisen, mainly in the last decades, regarding the abundance of parrotfishes and the resilience of coral reef ecosystems. Nevertheless, Adam et al. (2015) suggested in a recent review that the evidence is mixed in showing that increases in herbivory can promote coral recovery on Caribbean reefs. The impacts of herbivores on coral reef ecosystems will vary greatly in space and time and will depend on herbivore diversity and species identity. Additionally, the findings of Suchley, McField & Alvarez-Filip (2016) contrast with the top-down herbivore control paradigm of coral reef and suggest

that the role of external factors could be important in making environmental conditions more favourable for algal growth. Brazilian coral reefs are dominated by high abundance of macroalgae which seems to explain a large proportion of variance in reef fish abundance and species richness (*Pereira et al., 2014*). Therefore, it is critical to better understand the ecological role of parrotfishes and the ontogenetic influence of these species on algal dominated reefs throughout the southwestern Atlantic Ocean.

ACKNOWLEDGEMENTS

The authors would like to thank all the people involved in the Reef Conservation Project (Projeto Conservação Recifal - PCR) including staff and volunteers for their help with the fieldwork. We would also like to thank Messias (local fishermen and boat driver). Insightful comments and English assistance on the manuscript were provided by Matthew Jankowski.

ADDITIONAL INFORMATION AND DECLARATIONS

Funding

The present study was supported by Rufford Small Grants (RSG), Idea Wild, IMAT (Grupo de Ictiologia Marinha Tropical - UFPE) and Mohamed Bin Species Conservation with financial and logistical assistance. Pedro H. Pereira received support from CNPQ for a post-doctoral fellowship (165782/2015-3). The funders had no role in study design, data collection and analysis, decision to publish, or preparation of the manuscript.

Grant Disclosures

The following grant information was disclosed by the authors:

Rufford Small Grants (RSG).

Idea Wild.

IMAT (Grupo de Ictiologia Marinha Tropical -UFPE).

Mohamed Bin Species Conservation.

CNPQ for a post-doctoral fellowship: 165782/2015-3.

Competing Interests

The authors declare there are no competing interests.

Author Contributions

- Pedro H.C. Pereira conceived and designed the experiments, performed the experiments, analyzed the data, contributed reagents/materials/analysis tools, wrote the paper, prepared figures and/or tables, reviewed drafts of the paper.
- Marcus Santos and Daniel L. Lippi conceived and designed the experiments, performed the experiments, analyzed the data, contributed reagents/materials/analysis tools, wrote the paper.
- Pedro Silva analyzed the data, contributed reagents/materials/analysis tools, prepared figures and/or tables, reviewed drafts of the paper.

Field Study Permissions

The following information was supplied relating to field study approvals (i.e., approving body and any reference numbers):

BioBrazil - 24953. (SiSBio –16109).

Data Availability

The following information was supplied regarding data availability:

The raw data has been supplied as [Supplemental Files](#) and a video is available: Recife Profundos - PCR 2016: <https://www.youtube.com/watch?v=hDku5kmWVb4>.

Supplemental Information

Supplemental information for this article can be found online at <http://dx.doi.org/10.7717/peerj.2536#supplemental-information>.

REFERENCES

- Adam TC, Burkepile DE, Ruttenberg BI, Paddock MJ. 2015. Herbivory and the resilience of Caribbean coral reefs: knowledge gaps and implications for management. *Marine Ecology Progress Series* 520:1–20 DOI 10.3354/meps11170.
- Altmann J. 1974. Observational study of behavior: sampling methods. *Behaviour* 49(3):227–266 DOI 10.1163/156853974X00534.
- Anderson MJ. 2001. A new method for non-parametric multivariate analysis of variance. *Australian Ecology* 26:32–46.
- Anderson MJ, Gorley RN. 2007. *PERMANOVA+ for PRIMER: guide to software and statistical methods*. Plymouth: PRIMER-E.
- Anderson MJ, Walsh DCI. 2013. PERMANOVA, ANOSIM and the Mantel test in the face of heterogeneous dispersion: what null hypothesis are you testing? *Ecological Monographs* 83(4):557–574be DOI 10.1890/12-2010.1.
- Bellwood D. 1988. Ontogenetic changes in the diet of early post-settlement *Scarus* species (Pisces: Scaridae). *Journal of Fish Biology* 33:213–219 DOI 10.1111/j.1095-8649.1988.tb05464.x.
- Bellwood DR, Choat JH. 1990. A functional analysis of grazing in parrotfishes (family Scaridae): the ecological implications. *Environmental Biology of Fishes* 28:189–214 DOI 10.1007/BF00751035.
- Bellwood DR, Hughes TP, Hoey AS. 2006. Sleeping functional group drives coral-reef recovery. *Current Biology* 16:2434–2439 DOI 10.1016/j.cub.2006.10.030.
- Bender MG, Machado GR, De Azevedo Silva PJ, Floeter SR, Monteiro-Netto C, Luiz OJ, Ferreira CE. 2014. Local ecological knowledge and scientific data reveal overexploitation by multigear artisanal fisheries in the Southwestern Atlantic. *PLoS ONE* 9(10):e110332 DOI 10.1371/journal.pone.0110332.
- Bennett NJ, Dearden P. 2014. Why local people do not support conservation: community perceptions of marine protected area livelihood impacts, governance and management in Thailand. *Marine Policy* 44:107–116 DOI 10.1016/j.marpol.2013.08.017.

- Bennett S, Wernberg T, Harvey ES, Santana-Garcon J, Saunders BJ. 2015.** Tropical herbivores provide resilience to a climate-mediated phase shift on temperate reefs. *Ecology Letters* **18**(7):714–723 DOI [10.1111/ele.12450](https://doi.org/10.1111/ele.12450).
- Bonaldo RM, Hoey AS, Bellwood DR. 2014.** The ecosystem roles of parrotfishes on tropical reefs. *Oceanography and Marine Biology: An Annual Review* **52**:81–132 DOI [10.1201/b17143-3](https://doi.org/10.1201/b17143-3).
- Bonaldo RM, Krajewski JP, Sazima C, Sazima I. 2006.** Foraging activity and resource use by three parrotfish species at Fernando de Noronha Archipelago, tropical West Atlantic. *Marine Biology* **149**(3):423–433 DOI [10.1007/s00227-005-0233-9](https://doi.org/10.1007/s00227-005-0233-9).
- Carter C, Garaway C. 2014.** Shifting tides, complex lives: the dynamics of fishing and tourism livelihoods on the Kenyan Coast. *Society & Natural Resources* **27**(6):573–587.
- Cinner JE, McClanahan TR, MacNeil MA, Graham NA, Daw TM, Mukminin A, Feary DA, Rabearisoa AL, Wamukota A, Jiddawi N. 2012.** Comanagement of coral reef social-ecological systems. *Proceedings of the National Academy of Sciences of the United States of America* **109**:5219–5222 DOI [10.1073/pnas.1121215109](https://doi.org/10.1073/pnas.1121215109).
- Ferreira C, Gonçalves J. 2006.** Community structure and diet of roving herbivorous reef fishes in the Abrolhos Archipelago, south-western Atlantic. *Journal of Fish Biology* **69**:1533–1551 DOI [10.1111/j.1095-8649.2006.01220.x](https://doi.org/10.1111/j.1095-8649.2006.01220.x).
- Floeter S, Rocha L, Robertson D, Joyeux J, Smith-Vaniz W, Wirtz P, Edwards A, Barreiros JP, Ferreira C, Gasparini JL. 2008.** Atlantic reef fish biogeography and evolution. *Journal of Biogeography* **35**:22–47 DOI [10.1111/j.1365-2699.2007.01790.x](https://doi.org/10.1111/j.1365-2699.2007.01790.x).
- Francini-Filho RB, Ferreira CM, Coni EOC, De Moura RL, Kaufman L. 2010.** Foraging activity of roving herbivorous reef fish (Acanthuridae and Scaridae) in eastern Brazil: influence of resource availability and interference competition. *Journal of the Marine Biological Association of the United Kingdom* **90**:481–492 DOI [10.1017/S0025315409991147](https://doi.org/10.1017/S0025315409991147).
- Francini-Filho RB, Moura RL, Ferreira CM, Coni EO. 2008.** Live coral predation by parrotfishes (Perciformes: Scaridae) in the Abrolhos Bank, eastern Brazil, with comments on the classification of species into functional groups. *Neotropical Ichthyology* **6**:191–200 DOI [10.1590/S1679-62252008000200006](https://doi.org/10.1590/S1679-62252008000200006).
- Frédérich B, Fabri G, Lepoint G, Vandewalle P, Parmentier E. 2009.** Trophic niches of thirteen damselfishes (Pomacentridae) at the Grand Récif of Toliara, Madagascar. *Ichthyological Research* **56**:10–17 DOI [10.1007/s10228-008-0053-2](https://doi.org/10.1007/s10228-008-0053-2).
- Graham NA, Bellwood DR, Cinner JE, Hughes TP, Norström AV, Nyström M. 2013.** Managing resilience to reverse phase shifts in coral reefs. *Frontiers in Ecology and The Environment* **11**:541–548 DOI [10.1890/120305](https://doi.org/10.1890/120305).
- Hoey AS, Pratchett MS, Cvitanovic C. 2011.** High macroalgal cover and low coral recruitment undermines the potential resilience of the world's southernmost coral reef assemblages. *PLoS ONE* **6**:e25824 DOI [10.1371/journal.pone.0025824](https://doi.org/10.1371/journal.pone.0025824).
- Holling CS. 1973.** Resilience and stability of ecological systems. *Annual Review of Ecology and Systematics* **4**:1–23.
- Holt CA, Rutherford MB, Peterman RM. 2008.** International cooperation among nation-states of the North Pacific Ocean on the problem of competition among

- salmon for a common pool of prey resources. *Marine Policy* 32:607–617
[DOI 10.1016/j.marpol.2007.11.001](https://doi.org/10.1016/j.marpol.2007.11.001).
- Hughes TP, Baird AH, Bellwood DR, Card M, Connolly SR, Folke C, Grosberg R, Hoegh-Guldberg O, Jackson J, Kleypas J. 2003.** Climate change, human impacts, and the resilience of coral reefs. *Science* 301:929–933 [DOI 10.1126/science.1085046](https://doi.org/10.1126/science.1085046).
- Ivlev VS. 1961.** *Experimental ecology of the feeding of fishes*. New Haven: Yale University Press.
- Lellys NT. 2014.** Ecomorfologia, performance alimentar e bioerosão de budiões da subfamília Scarinae (Actinopterygii: Labridae) no Banco dos Abrolhos, Bahia. Master Dissertation, 71 pp.
- Maida M, Ferreira BP. 1997.** Coral reefs of Brazil: an overview. In: *Proceedings of the 8th international coral reef symposium*. Vol. 1. No. 263. 1997.
- Meese RJ, Tomich PA. 1992.** Dots on the rocks: a comparison of percent cover estimation methods. *Journal of Experimental Marine Biology and Ecology* 165.1:59–73
[DOI 10.1016/0022-0981\(92\)90289-M](https://doi.org/10.1016/0022-0981(92)90289-M).
- Mumby PJ, Wabnitz CCC. 2002.** Spatial patterns of aggression, territory size, and harem size in five sympatric Caribbean parrotfish species. *Environmental Biology of Fishes* 63:265–279.
- Nunes JDACD, Medeiros DV, Reis-Filho JA, Sampaio CLS, Barros F. 2012.** Reef fishes captured by recreational spearfishing on reefs of Bahia State, northeast Brazil. *Biota Neotropica* 12:179–185 [DOI 10.1590/S1676-06032012000100014](https://doi.org/10.1590/S1676-06032012000100014).
- Pekkonen M, Ketola T, Laakso JT. 2013.** Resource availability and competition shape the evolution of survival and growth ability in a bacterial community. *PLoS ONE* 8:e76471 [DOI 10.1371/journal.pone.0076471](https://doi.org/10.1371/journal.pone.0076471).
- Pereira P, Ferreira B. 2013.** Effects of life phase and schooling patterns on the foraging behaviour of coral-reef fishes from the genus *Haemulon*. *Journal of Fish Biology* 82:1226–1238 [DOI 10.1111/jfb.12054](https://doi.org/10.1111/jfb.12054).
- Pereira PHC, Barros B, Zemoi R, Ferreira BP. 2014.** Ontogenetic diet changes and food partitioning of *Haemulon* spp. coral reef fishes, with a review of the genus diet. *Reviews in Fish Biology and Fisheries* 25:245–260 [DOI 10.1007/s11160-014-9378-2](https://doi.org/10.1007/s11160-014-9378-2).
- Pereira PHC, Leal ICS, De Araújo ME, Souza AT. 2012.** Feeding association between reef fishes and the fire coral *Millepora* spp. (Cnidaria: Hydrozoa). *Marine Biodiversity Records* 5:e42 [DOI 10.1017/S1755267212000073](https://doi.org/10.1017/S1755267212000073).
- Pereira PHC, Leal ICS, Araújo ME. 2016.** Observer presence may alter the behaviour of reef fishes associated with coral colonies. *Marine Ecology* 37(4):760–769
[DOI 10.1111/maec.12345](https://doi.org/10.1111/maec.12345).
- Plass-Johnson J, McQuaid C, Hill J. 2013.** Stable isotope analysis indicates a lack of inter- and intra-specific dietary redundancy among ecologically important coral reef fishes. *Coral Reefs* 32:429–440 [DOI 10.1007/s00338-012-0988-7](https://doi.org/10.1007/s00338-012-0988-7).
- Randall JE, Hartman WD. 1968.** Sponge-feeding fishes of the West Indies. *Marine Biology* 1(3):216–225 [DOI 10.1007/BF00347115](https://doi.org/10.1007/BF00347115).

- Russ G. 2003.** Grazer biomass correlates more strongly with production than with biomass of algal turfs on a coral reef. *Coral Reefs* **22**:63–67
[DOI 10.1007/s00338-003-0286-5](https://doi.org/10.1007/s00338-003-0286-5).
- Schiavetti A, Manz J, Dos Santos CZ, Magro TC, Pagani MI. 2013.** Marine protected areas in Brazil: an ecological approach regarding the large marine ecosystems. *Ocean & Coastal Management* **76**:96–104 [DOI 10.1016/j.ocecoaman.2013.02.003](https://doi.org/10.1016/j.ocecoaman.2013.02.003).
- Smith EP. 1982.** Niche breadth resource availability, and inference. *Ecology* **63**:1675–1681
[DOI 10.2307/1940109](https://doi.org/10.2307/1940109).
- Streelman J, Alfaro M, Westneat M, Bellwood D, Karl S. 2002.** Evolutionary history of the parrotfishes: biogeography, ecomorphology, and comparative diversity. *Evolution* **56**:961–971 [DOI 10.1111/j.0014-3820.2002.tb01408.x](https://doi.org/10.1111/j.0014-3820.2002.tb01408.x).
- Suchley A, McField MD, Alvarez-Filip L. 2016.** Rapidly increasing macroalgal cover not related to herbivorous fishes on Mesoamerican reefs. *PeerJ* **4**:e2084
[DOI 10.7717/peerj.2084](https://doi.org/10.7717/peerj.2084).
- Van Rooij JM, Kroon FJ, Videler JJ. 1996.** The social and mating system of the herbivorous reef fish *Sparisoma viride*: one-male versus multi-male groups. *Environmental Biology of Fishes* **47**:353–378 [DOI 10.1007/BF00005050](https://doi.org/10.1007/BF00005050).
- Waldner RE, Robertson DR. 1980.** Patterns of habitat partitioning by eight species of territorial Caribbean damselfishes (Pisces: Pomacentridae). *Bulletin of Marine Science* **30**:171–186.
- Wulff JL. 2006.** Ecological interactions of marine sponges. *Canadian Journal of Zoology* **84**(2):146–166 [DOI 10.1139/z06-019](https://doi.org/10.1139/z06-019).