

SCIENTIFIC REPORTS



OPEN

Physical Interaction Is Required in Social Buffering Induced by a Familiar Conspecific

Hou Liu & Ti-Fei Yuan

Received: 06 October 2016
Accepted: 28 November 2016
Published: 23 December 2016

In social animals, signals released from fearless conspecifics attenuate fear responses, namely social buffering. The presence of conspecific odor can suppress the expression of freezing response of conditioned mice. The present study investigated if physical social experience is required for this social buffering effect. The mice were exposed to donors, donor bedding (collected from cages of donors), or fresh bedding as control, respectively, for 10 days (1 hour daily) in prior to fear conditioning test. The fear expression test was examined in presence of donor bedding. The results showed that only the donor group mice showed reduced freezing time than the other two groups in the fear memory test. This phenomenon indicated that physical interaction might be required for the social buffering effect.

In social animals, presence of affiliated conspecifics influence fear responses. For instance, signals released from fearful conspecifics aggravated fear responses¹. On the other hand, fearless conspecifics could release signals that attenuate fear responses at various levels, including behavioral, autonomic and neural levels^{2–4}, namely social buffering. This buffering effect can be induced either by ‘pair-housing’ after a stressful event, or by ‘pair-exposure’ to an acute stressor with a conspecific animal⁵.

Social buffering is recognized as a multi-sensory modality effect, consisting of direct physical contact, visual observation⁶, and olfaction, for instance^{7,8}. Notably, lesion of the main olfactory epithelium abolished this buffering effect⁷, indicating the importance of olfactory system underlying the social buffering phenomenon. Interestingly, the suppression of the fear responses by a familiar conspecific was greater than an unfamiliar one⁹. This pointed out that the both the memory for odor identity (“what is the odor?”) and acquired value (“is the odor more rewarded”?, such as social familiarity) might be involved in this synthetic processing of the social buffering effect¹⁰.

Physical interaction is a crucial factor of individual recognition but not individual odor recognition. The prior physical interaction was required for hamster to discriminate different individuals in across-odor habituation^{11,12}, but not in single-odor habituation tests¹³. These studies indicated that there are two classes of social odor learning in relation to distance-based response pattern¹⁴. In particular, different communication and behavior strategies are employed in the volatile distance or nose-contact distance¹⁵. In present study, we investigated that if the prior physical contact is required for the odor based social buffering effect for fear memory expression.

Methods

Animals. 6-week-old experimentally naïve male wild-type C57BL/6N mice were bred and kept in IVC. The room temperature was controlled at 24 ± 1 °C. Food and water were available ad libitum. 6 mice were assigned to singly housed donor group that was used to odorize the wood bedding. 17 animals were divided to social group (n = 6), odor+ group (n = 6) and odor– group (n = 5). 2 animals were housed in one cage, and cage mates were assigned to the same group. A donor would serve as a familiar donor for the subjects of social or odor+ group and as an unfamiliar donor for the subjects in odor– group.

Animal maintenance and use were performed in accordance with the National Technical Committee on Laboratory Animal Science of the Standardization Administration of China guidelines. All experimental procedures were approved by the Institution’s Animal Care and Use Committees of Nanjing Normal University, China.

Odor Stimuli from donor cage. 5 days prior to formal experiment, donor rats were given 600 cc of fresh wood bedding^{16,17}. In continuous 10 days’ odor exposure, 200 cc samples were collected and served as the odorants for the exposure. These samples contained bedding, feces, urine, and mice food particles. Equal amount of

School of psychology, Nanjing Normal University, Nanjing, 210097 China. Correspondence and requests for materials should be addressed to T.-F.Y. (email: ytf0707@126.com)

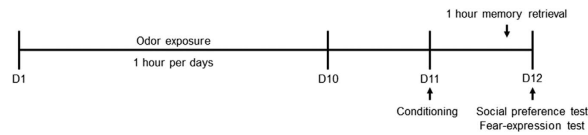


Figure 1. The procedure flow of the experiment.

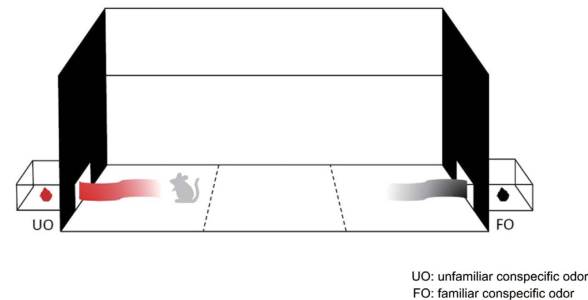


Figure 2. Bedding of donors (black cotton in picture) was placed in the side preferred previously, and bedding of unfamiliar conspecifics (red cotton in picture) were placed in another side.

fresh bedding was mixed into the remainder. The night before fear-expression day all bedding was collected and stored hermetically for following test.

Behavioral experiments included odor exposure phase, fear conditioning, memory retrieval, social novelty preference test and fear-expression test. All procedures took place during 10:00 to 14:00 (see Fig. 1).

Odor exposure phase. Subjects were exposed to odorants daily for 1 hour during 10 days as previously described¹⁸. During exposure, subjects in social group were kept in cages which bottoms were covered by fresh wood bedding with donors together. Subjects in odor+ group and in odor− group were kept singly in cages which bottoms were covered by samples collected from cages of donors or fresh wood bedding, respectively.

Fear conditioning. 24 hours after the last exposure, mice were subjected for fear conditioning. Briefly, mice were placed in a conditioning chamber (rectangle, white) for 120 seconds before a 30 seconds' tone stimulus (2900 Hz, 80 dB). An electrical foot shock (0.65 mA) was presented during the last 1 second of the tone presentation and co-terminates with the tone. Five trials of conditioning were separated by inter-trial intervals randomly range from 30 seconds to 150 seconds (on average 90 seconds). Following an additional stay for 60 second in the chamber, the animals were removed back to home cage¹⁹. Cage mates were manipulated simultaneously at all time.

Memory retrieval. 24 hours after the fear conditioning, subjects exposed to odorants for 1 hour to retrieve memory of odor. The manipulation of memory retrieval was the same as odor exposure. Social novelty preference test and fear-expression test following memory retrieval instantly.

Social novelty preference test. Subjects were placed in the middle of a social chamber, with both sides connected with a small box. A piece of gauze separated the box from the chamber. In the first session, mice had a 5 minutes' exploration in the chamber. Then bedding collected from the familiar donor cage (FO) and from cage of another unfamiliar mouse (UO) were placed into the two boxes respectively, followed by 10 minutes' social exploration in the second session²⁰. The FO was always placed in the box preferred previously. For odor− group, bedding collected from two unfamiliar mice was placed in two boxes randomly and a similar 10 minutes' exploration would be delivered (see Fig. 2).

Fear-expression test. Cued fear test was conducted in a chamber with a different context (triangle, black). The bedding stored hermetically was laid on the salver of the fear conditioning chamber. Testing was performed with the similar procedure as in the conditioning period but engaged 90 seconds' intervals, without US¹⁹.

Data analyses and statistical procedures. Social preference measures were taken of the amount of time spent in each side of chamber²⁰. Preference scores were calculated by subtracting the time spent in FO from the time spent in UO for donor and odor+ groups, or by subtracting the time spent in left from the time spent in right for odor− group. The baselines in the first session were calculated for all subjects.

Freezing behaviors defined as the complete absence of any movement except for respiration and heartbeat lasting for longer than 2 second were timed during the testing session. The percentage of freezing time on or off tone presentation was recorded as CS+ or CS−, respectively.

Repeated measurement ANOVAs were employed in analyzing preference scores with the between-subjects factors group (social group, odor+ group, and odor− group) and the within-subjects factors time (pre, post).

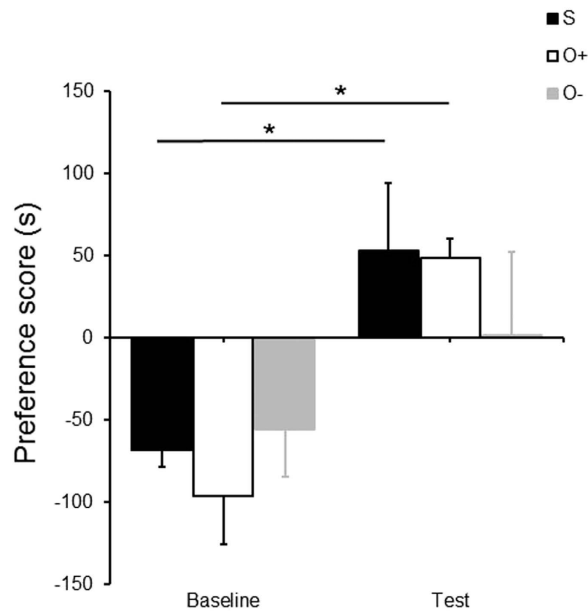


Figure 3. Preference (Post) to unfamiliar conspecific odor (UO) reversed prior position preference (Pre) in social (S) and odor+ groups (O+). But in odor– group (O–), there was no such reversal. * $p < 0.05$.

The same statistical test was used for freezing percentage with the between-subjects factors (social group, odor+ group, and odor– group) and the within-subjects factors cue (CS+, CS–). LSD Post hoc test was employed for pairwise comparisons. $p < 0.05$ was considered statistically significant.

Results

Social novelty preference test. We compared preference for the side with an unfamiliar conspecific with baseline, and found a significant main effect of time ($F_{1,13} = 15.501, p < 0.01, \eta_p^2 = 0.544$). Simple main effect analysis showed that there was a significant effect of time in social group ($F_{1,13} = 7.383, p < 0.05$) and odor+ group ($F_{1,13} = 8.836, p < 0.05$), but not in odor– group (see Fig. 3).

Fear-expression test. We tested whether there are some differences in freezing ratio between groups and conditions of cue (presence or absence). There was a significant main effect of cue ($F_{1,14} = 67.830, p < 0.001, \eta_p^2 = 0.829$) and a significant interaction of cue and groups ($F_{2,14} = 7.219, p < 0.01, \eta_p^2 = 0.508$), although no significant effect of groups.

Simple main effect analysis showed that there was a significant effect of cue in social group ($F_{1,14} = 6.539, p < 0.05$), odor+ group ($F_{1,13} = 61.552, p < 0.001$), and odor– group ($F_{1,14} = 15.639, p < 0.01$). At CS+ level, there was a significant effect of groups ($F_{2,14} = 4.839, p < 0.05$). The LSD post hoc tests showed significant difference between social group and odor+ group ($p < 0.01$), and marginal significant difference between social group and odor– group ($p = 0.065$). But at CS– level, there was no significant effect of groups (see Fig. 4).

Discussion

Odor exposure improved the familiarity with the odor. In the first session, all groups spent equal time in each side. But social group and odor+ group spent more time in the UO later. The preferences indicated that UO was a novel social stimulus by comparison with FO, and drew mice's attention to explore^{11–13,20,21}. In other words, the FO became a familiar odor after 10-days odor exposure, no matter whether physical interaction took place during exposure or not. Consistent with this, subjects in odor– group did not show the preference.

Odor exposure and physical interaction facilitated social buffering. All subjects showed increased freezing percentage on tone presentation, which proved that tone cue induced fear responses effectively. More importantly, at CS+ level, social group showed reduced freezing time than other groups. Because bedding used in test were collected from the same donor, the difference between groups should be due to the different manipulations during odor exposure.

Kiyokawa and his colleague⁹ found that a familiar conspecific is more effective than an unfamiliar conspecific for social buffering, as we have seen in this experiment. They assumed housing with a donor induced the plasticity in the MOB, enabling the subjects to perceive familiar odor more effectively. But some researches indicated that only odor exposure potentiated MOB response specificity²² but depressed response intensity^{23,24}, which did not support the hypothesis. The present result that only odor exposure did not induce a greater social buffering in odor+ group also contradicted this assumption.

Olfaction is synthetic perception processing in which odors are initially encoded as 'objects'²⁵, and linked with specific biological significance^{26,27}. Natural odors are also associated with experience-dependent significance or

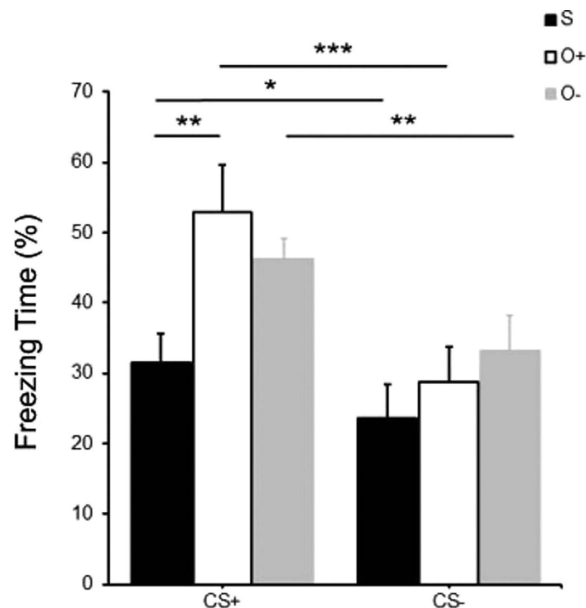


Figure 4. Tone cue presentation (CS+) induced freezing response of mice effectively. During presentation, subjects in social group (S) showed significant lower freezing percentage than odor+ group (O+) and odor– group (O–). But there was no difference between three groups without tone cue (CS–). * $p < 0.05$, ** $p < 0.01$, *** $p < 0.001$, &0.05 < $p < 0.1$.

value^{28,29}, which means delicious food or, in present study, a familiar conspecific. So an alternative hypothesis emerged that specific social value of a familiar conspecific was acquired by olfactory learning³⁰, which a phenomenon was similar with that showed in previous researches^{21,31,32}.

Both in the previous and present study, physical interaction played a required role for acquisition of social value. It was the prerequisite for individual recognition that physical contact was allowed in hamsters^{11–13}, which could be an explanation for results that social group showed lower freezing percentage than other groups.

Social group showed considerable but not significant decline of freezing time when compared to odor– group. The reason might be a time lag detected in the odor– group, in which the max response sometimes appeared after the tone presentation. It should be noted that different from some researches^{5,8,9}, only freezing behavior occurred during 30 seconds' tone presentation was recorded as response to cue.

The other explanation for our finding is that bedding collected from cages of donors did not supplied odor as effective as donor itself. However, a significant preference to UO in odor+ group was found; and something similar to that was found in social groups. These facts indicated that olfactory learning took place in two groups equally. Besides, odor– group without donor odor exposure showed the same level of freezing time as odor+ group. Moreover, fear test used bedding as odorants, which had been used as odorants for exposure in odor+ group, so social group did not have additional advantage due to consistency of learning and test.

To summarize, our result suggests that physical interaction is required in social buffering induced by a familiar conspecific.

References

- Langford, D. J., Crager, S. E., Shehzad, Z., Smith, S. B., Sotocinal, S. G., Levenstadt, J. S., Chanda, M. L., Levitin, D. J. & Mogil, J. S. Social Modulation of Pain as Evidence for Empathy in Mice. *Science* **312**, 4 (2006).
- Kiyokawa, Y., Kikusui, T., Takeuchi, Y. & Mori, Y. Partner's stress status influences social buffering effects in rats. *Behav Neurosci* **118**, 798–804 (2004).
- Kodama, Y., Kiyokawa, Y., Takeuchi, Y. & Mori, Y. Twelve hours is sufficient for social buffering of conditioned hyperthermia. *Physiol Behav* **102**, 188–192 (2011).
- Kiyokawa, Y., Hiroshima, S., Takeuchi, Y. & Mori, Y. Social buffering reduces male rats' behavioral and corticosterone responses to a conditioned stimulus. *Horm Behav* **65**, 114–118 (2014).
- Kiyokawa, Y., Takeuchi, Y. & Mori, Y. Two types of social buffering differentially mitigate conditioned fear responses. *Eur J Neurosci* **26**, 3606–3613 (2007).
- Guzman, Y. F. *et al.* Social modeling of conditioned fear in mice by non-fearful conspecifics. *Behav Brain Res* **201**, 173–178 (2009).
- Kiyokawa, Y., Takeuchi, Y., Nishihara, M. & Mori, Y. Main olfactory system mediates social buffering of conditioned fear responses in male rats. *Eur J Neurosci* **29**, 777–785 (2009).
- Takahashi, Y. *et al.* Olfactory signals mediate social buffering of conditioned fear responses in male rats. *Behav Brain Res* **240**, 46–51 (2013).
- Kiyokawa, Y., Honda, A., Takeuchi, Y. & Mori, Y. A familiar conspecific is more effective than an unfamiliar conspecific for social buffering of conditioned fear responses in male rats. *Behav Brain Res* **267**, 189–193 (2014).
- Li, A., Gire, D. H. & Restrepo, D. Upsilon spike-field coherence in a population of olfactory bulb neurons differentiates between odors irrespective of associated outcome. *J Neurosci* **35**, 5808–5822 (2015).
- Johnston, R. E. & Bullock, T. A. Individual recognition by use of odours in golden hamsters: the nature of individual representations. *Animal Behaviour* **61**, 545–557 (2001).

12. Johnston, R. E. & Peng, A. Memory for individuals: hamsters (*Mesocricetus auratus*) require contact to develop multicomponent representations (concepts) of others. *J Comp Psychol* **122**, 121–131 (2008).
13. Liu, D., Huang, K. J. & Zhang, J. X. Individual recognition and odor in rat-like hamsters: behavioral responses and chemical properties. *Chem Senses* **36**, 799–810 (2011).
14. Arakawa, H., Cruz, S. & Deak, T. From models to mechanisms: odorant communication as a key determinant of social behavior in rodents during illness-associated states. *Neurosci Biobehav Rev* **35**, 1916–1928 (2011).
15. Renault, J., Gheusi, G. & Aubert, A. Changes in social exploration of a lipopolysaccharides-treated conspecific in mice: role of environmental cues. *Brain Behav Immun* **22**, 1201–1207 (2008).
16. Slotnick, B. M. & B., W. S. Transfer of a Sex Odor Discrimination by Rats. *Physiol Behav* **23**, 3 (1979).
17. Ramm, S. A., Cheetham, S. A. & Hurst, J. L. Encoding choosiness: female attraction requires prior physical contact with individual male scents in mice. *Proc Biol Sci* **275**, 1727–1735 (2008).
18. Mandairon, N., Stack, C., Kiselycznyk, C. & Linster, C. Broad activation of the olfactory bulb produces long-lasting changes in odor perception. *Proc Natl Acad Sci USA* **103**, 13543–13548 (2006).
19. Soya, S. *et al.* Orexin receptor-1 in the locus coeruleus plays an important role in cue-dependent fear memory consolidation. *J Neurosci* **33**, 14549–14557 (2013).
20. Moy, S. S., Nonneman, R. J., Young, N. B., Demyanenko, G. P. & Maness, P. F. Impaired sociability and cognitive function in Nrcam-null mice. *Behav Brain Res* **205**, 123–131 (2009).
21. Johnston, R. E. & J., P. Golden hamster recognize individuals, not just individual scents. *Animal Behaviour* **48**, 8 (1994).
22. Fletcher, M. L. & W., D. A. Olfactory Bulb Mitral–Tufted Cell Plasticity: Odorant-Specific Tuning Reflects Previous Odorant Exposure. *J Neurosci* **23**, 10 (2003).
23. Buonviso, N. C. & M. Olfactory experience decreases responsiveness of the olfactory bulb in the adult rat. *Neuroscience* **95**, 8 (2000).
24. Shea, S. D., Katz, L. C. & Mooney, R. Noradrenergic induction of odor-specific neural habituation and olfactory memories. *J Neurosci* **28**, 10711–10719 (2008).
25. Wilson, D. A. & Stevenson, R. J. The fundamental role of memory in olfactory perception. *Trends in Neurosciences* **26**, 243–247 (2003).
26. Ravel, N. *et al.* Olfactory learning modifies the expression of odour-induced oscillatory responses in the gamma (60–90 Hz) and beta (15–40 Hz) bands in the rat olfactory bulb. *European Journal of Neuroscience* **17**, 350–358 (2003).
27. Murata, K., Kanno, M., Ieki, N., Mori, K. & Yamaguchi, M. Mapping of Learned Odor-Induced Motivated Behaviors in the Mouse Olfactory Tubercle. *J Neurosci* **35**, 10581–10599 (2015).
28. Kendrick, K., Levy, F. & Keverne, E. Changes in the sensory processing of olfactory signals induced by birth in sleep. *Science* **256**, 833–836 (1992).
29. Kamenetzky, G. V., Suarez, A. B., Pautassi, R. M., Mustaca, A. E. & Nizhnikov, M. E. Change in the hedonic value of an aversive stimulus in the presence of a pre-exposed odor. *Physiol Behav* **148**, 51–57 (2015).
30. Borelli, K. G. *et al.* Neural correlates of scent marking behavior in C57BL/6J mice: detection and recognition of a social stimulus. *Neuroscience* **162**, 914–923 (2009).
31. Lai, W. S. & J., R. E. Individual recognition after fighting by golden hamsters: A new method. *Physiol Behav* **76**, 15 (2002).
32. Lai, W. S., Ramiro, L. L., Yu, H. A. & Johnston, R. E. Recognition of familiar individuals in golden hamsters: a new method and functional neuroanatomy. *J Neurosci* **25**, 11239–11247 (2005).

Acknowledgements

We thank Professor Burton Slotnick on comments to this project. This study was supported by “Hundred Talents program” of Nanjing Normal University, “Qing Lan Project” of Jiangsu Province, Jiangsu Provincial Natural Science Foundation (BK20140917), National Natural Science Foundation of China (81501164, 81611130224).

Author Contributions

Conception and design: H.L. and T.Y. Analysis and interpretation of data, drafting of the article: H.L. All authors read and approved the final version the manuscript.

Additional Information

Competing financial interests: The authors declare no competing financial interests.

How to cite this article: Liu, H. and Yuan, T.-F. Physical Interaction Is Required in Social Buffering Induced by a Familiar Conspecific. *Sci. Rep.* **6**, 39788; doi: 10.1038/srep39788 (2016).

Publisher's note: Springer Nature remains neutral with regard to jurisdictional claims in published maps and institutional affiliations.



This work is licensed under a Creative Commons Attribution 4.0 International License. The images or other third party material in this article are included in the article's Creative Commons license, unless indicated otherwise in the credit line; if the material is not included under the Creative Commons license, users will need to obtain permission from the license holder to reproduce the material. To view a copy of this license, visit <http://creativecommons.org/licenses/by/4.0/>

© The Author(s) 2016