



CrossMark
click for updates

Cite this: *Chem. Sci.*, 2017, 8, 3720

Received 20th January 2017
Accepted 7th March 2017

DOI: 10.1039/c7sc00300e

rs.c.li/chemical-science

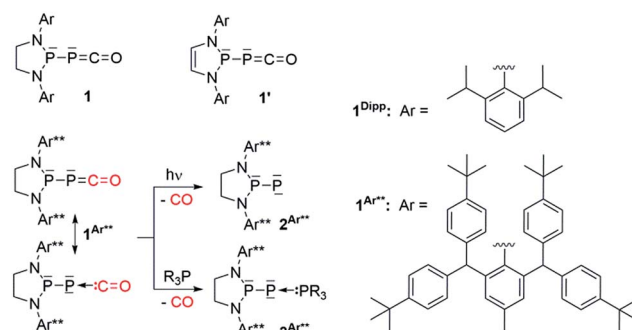
(Phosphanyl)phosphaketenes as building blocks for novel phosphorus heterocycles†

Max M. Hansmann, David A. Ruiz, Liu (Leo) Liu, Rodolphe Jazzar and Guy Bertrand*

Although BH_3 simply coordinates the endocyclic P of (phospholidino)phosphaketene $\mathbf{1}^{\text{DiPP}}$, the bulkier $\text{B}(\text{C}_6\text{F}_5)_3$ gives rise to a zwitterionic diphosphirenium, which is a novel type of 2π -electron aromatic system as shown by the calculated NICS values. While the reaction of $\mathbf{1}^{\text{DiPP}}$ with $\text{Na}[\text{PCO}(\text{dioxane})_x]$ is unselective, the same reaction with the sterically bulky (phospholidino)phosphaketene $\mathbf{1}^{\text{Ar**}}$ [$\text{Ar}^{**} = 2,6\text{-bis}(\text{di}(4\text{-tert-butylphenyl})\text{methyl})\text{-4-methylphenyl}$] selectively affords a sodium bridged dimer containing a hitherto unknown $\lambda^3, \lambda^5, \lambda^3$ -triphosphete core. The latter formally results from "P⁻" addition to a 1,3-P/C-dipole. Similarly, adamantyl isonitrile adds to $\mathbf{1}^{\text{DiPP}}$ giving a 4-membered phosphacycle. In contrast to $\mathbf{1}$, the phosphaketene derived from the electrophilic diazaphospholidine-4,5-dione is unstable and reacts with a second molecule of $\text{Na}[\text{PCO}(\text{dioxane})_x]$ to afford a 1,3,4-oxadiphospholone derivative.

Introduction

Compared to the well-known isocyanates $[\text{R}-\text{N}=\text{C}=\text{O}]$, the chemistry of their heavier homologues, namely phosphaketenes $[\text{R}-\text{P}=\text{C}=\text{O}]$, has been largely unexplored. This is presumably the result of limited synthetic access and poor stability of their alkyl and aryl substituted derivatives.¹ Indeed, pioneering work by Appel *et al.* showed that although the very bulky $[\text{C}_6\text{H}_3(\text{tBu})_3]-\text{P}=\text{C}=\text{O}$ can be isolated at room temperature, tBu-PCO dimerizes above -60°C .² However, the recent discovery of efficient preparation³ of phosphoethynolate salts $(\text{PCO}^-\text{M}^+)^4$ has allowed access to group 14- (Si ,⁵ Sn ,⁶ Ge ,⁷ Pb^5) and transition metal- (Re , Au , Co , W)⁸ substituted phosphaketenes. In addition, the reaction of chlorodiaza-phospholidines and -phospholines⁹ with $\text{Na}[\text{PCO}(\text{dioxane})_x]$ has allowed for the isolation of (phosphino)phosphaketenes $\mathbf{1}$ ¹⁰ and $\mathbf{1}'$,¹¹ respectively (Scheme 1). Although the phosphaketene moiety of $\mathbf{1}'$ reacts with the unsaturated backbone to give various rearrangement products,¹¹ (phospholidino)phosphaketene $\mathbf{1}^{\text{DiPP}}$ is thermally very stable (heating a toluene solution of $\mathbf{1}^{\text{DiPP}}$ overnight at 80°C does not lead to decomposition or any rearrangement products), which allows for studying the reactivity of the $[\text{P}]-\text{PCO}$ moiety. We have already reported that elimination of CO occurred under irradiation of $\mathbf{1}^{\text{Ar**}}$, affording the corresponding room temperature stable phosphinidene $\mathbf{2}^{\text{Ar**}}$,^{10a} while addition



Scheme 1 Recently reported (phosphino)phosphaketenes $\mathbf{1}$ (ref. 10) and $\mathbf{1}'$,¹¹ elimination and substitution of CO leading to the stable phosphinidene $\mathbf{2}^{\text{Ar**}}$ and adducts $\mathbf{3}^{\text{Ar**}}$, respectively.

of phosphines to $\mathbf{1}^{\text{Ar**}}$ and $\mathbf{1}^{\text{DiPP}}$ leads to adducts $\mathbf{3}$.¹² In both of these reactions, the phosphaketene group acts as a phosphinidene-carbonyl adduct. This behavior is reminiscent of the chemistry of transition metal carbonyl complexes, and it is noteworthy that before our work the chemistry of main group carbonyl compounds¹³ was essentially limited to boranes,¹⁴ polyboranes¹⁵ and carbenes.¹⁶ Herein we report that the P-PCO scaffold can also react without loss of CO to give access to a variety of hitherto unknown phosphorus heterocycles.

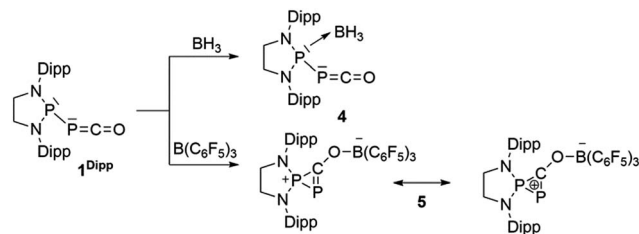
Results and discussion

We started our investigation by studying the electrophilic activation of the $[\text{P}]-\text{PCO}$ moiety of $\mathbf{1}^{\text{DiPP}}$, with the aim of triggering the loss of carbon monoxide. We chose two different boron-derived Lewis acids. Upon addition of excess BH_3 , simple coordination to the endocyclic P center occurs giving $\mathbf{4}$, as

UCSD-CNRS Joint Research Chemistry Laboratory (UMI 3555), Department of Chemistry, University of California San Diego, La Jolla, CA 92093-0343, USA. E-mail: guybertrand@ucsd.edu

† Electronic supplementary information (ESI) available: Characterization data, crystallographic data and Cartesian coordinates of DFT optimized structures. CCDC 1432815(4), 1432814 (5), 1528506 (6), 1432817 (8), 1528508 (10) and 1528507 (10'). For ESI and crystallographic data in CIF or other electronic format see DOI: 10.1039/c7sc00300e



Scheme 2 Reactivity of 1^{Dipp} with boranes.

shown by the ^{31}P NMR spectrum [-226 ppm (d), $+131$ ppm (br. d), $J_{\text{PP}} = 295$ Hz] and by a single crystal X-ray diffraction study (Scheme 2; Fig. 1, top). To understand the regioselectivity of the reaction, three BH_3 adduct isomers were optimized at the B3LYP-D3BJ/def2-TZVP level of theory (Fig. 2). The results show that the observed product **4** is more thermodynamically stable than **4b** and **4c** by $+13.2$ and $+24.7$ kcal mol $^{-1}$ (gas-phase electronic energies), respectively. Moreover, since the absolute coefficient of the HOMO of 1^{Dipp} at the endocyclic P (0.42) is much larger than those at the phosphorus of PCO (0.32) and at O (0.11), **4** is also the kinetic product of the reaction.

Due to the steric environment around the endocyclic P atom, we wondered whether a larger borane would react at a different site (Scheme 2). Mixing 1^{Dipp} and $\text{B}(\text{C}_6\text{F}_5)_3$ resulted in a new product as observed by ^{31}P NMR spectroscopy with two sharp doublets at $\delta = +206$ and -11 ppm ($J_{\text{PP}} = 215$ Hz). An X-ray diffraction study revealed the formation of the unusual zwitterionic diphosphirenium **5** (Fig. 1, bottom).¹⁷ The PP bond distance (2.0804(14) Å) becomes significantly shorter than in

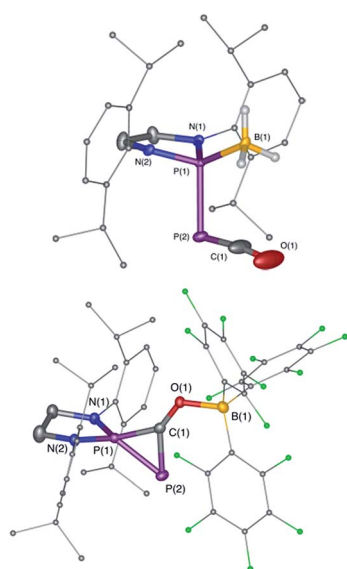


Fig. 1 Solid-state structures of **4** (top) and **5** (bottom). Hydrogen atoms are omitted for clarity. Ellipsoids shown at 50% probability. Selected bond parameters for **4** in [Å] and [°]: P1–P2 2.2657(16), P2–C1 1.533(6), C1–O1 1.165(8), P1–B1 1.906(6), P1–P2–C1 96.8(2), P2–C1–O1 171.9(6), B1–P1–P2 113.0(2); and **5**: P1–P2 2.0804(14), P2–C1 1.748(4), P1–C1 1.727(4), C1–O1 1.289(4), O1–B1 1.560(5), P2–P1–C1 53.67(13), P1–C1–P2 73.55(15), P1–C1–O1 143.7(3), C1–O1–B1 125.0(3).

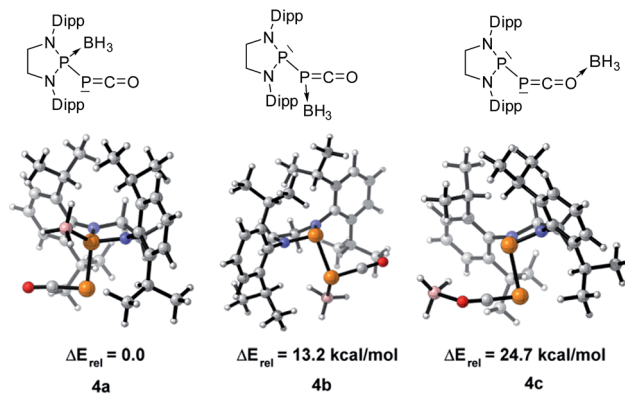
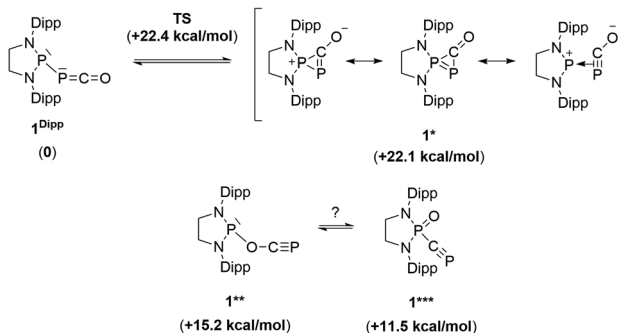


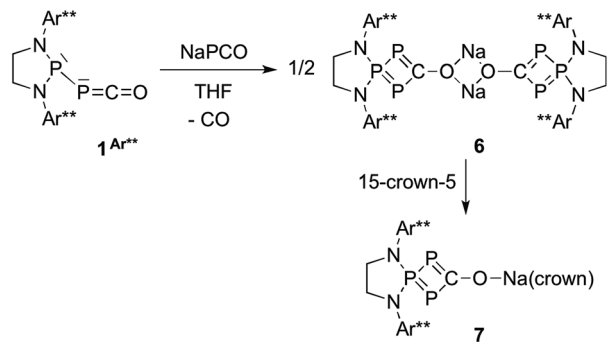
Fig. 2 Optimized structures of three BH_3 adduct isomers and their relative electronic energies at the B3LYP/def2-TZVP level of theory.

1^{Dipp} (2.3782(8) Å)¹⁰ and is in the outer range for PP double bonds (1.985–2.050 Å).¹⁸ Concomitantly, the CO bond elongates from 1.170(3) Å in 1^{Dipp} to 1.289(4) Å in **5**. It is important to note that the computed nucleus independent chemical shift (NICS)¹⁹ values for the central three-membered ring are negative [NICS(0) = -17.33 and NICS(1) = -11.71 ppm], which suggests that the three-membered ring of **5** is a 2π -electron aromatic system. Mechanistically, the interaction of the borane with the oxygen atom induced a ring closure between the carbon ketene atom and the endocyclic P center. Alternatively, a reviewer suggested that the borane abstracts the PCO^- moiety to form a close ion contact-pair $[\text{P}^+[\text{PCO}-\text{BR}_3]^-]$ followed by coordination of the phosphaaalkyne to the electrophilic phosphorus center.²⁰ However, DFT calculations indicate that the heterolytic cleavage of the P–P bond is energetically very costly. Moreover, a transition state in agreement with a concerted Lewis acid activation of **1** has been located using the small BF_3 Lewis acid as a model (Fig. S1†). Interestingly, **5** can be regarded as 1^* , the cyclic isomer of **1** trapped by a Lewis acid. DFT calculations predict an energy barrier of 22.4 kcal mol $^{-1}$ for the endergonic interconversion of **1** into its cyclic isomer 1^* ($\Delta E = 22.1$ kcal mol $^{-1}$) (Scheme 3). Note that the $[\text{P}]-\text{OCP}$ (1^{**}) and $[\text{P}=\text{O}]-\text{CP}$ (1^{***}) isomers are predicted to be 15.2 and 11.5 kcal mol $^{-1}$, respectively, higher in energy than **1**.²¹



Scheme 3 Possible isomers of the P–PCO moiety and their relative electronic energies (in brackets) compared to 1^{Dipp} (B3LYP-D3BJ/cc-pVDZ level of theory).





Scheme 4 Synthesis of the 1,2,3-triphosphate **7** via a formal [1 + 3]-cycloaddition of P⁻ to the PPC unit of **1**^{Ar**}.

While the reaction of **1**^{Dipp} with Na[PCO(dioxane)_x] is unselective, giving rise to several compounds, we observed that the same reaction with the sterically bulky (phosphino)phosphaketene **1**^{Ar**}, featuring 2,6-bis[di(4-*tert*-butylphenyl)methyl]-4-methylphenyl substituents,²² was highly selective. Independent of the excess Na[PCO(dioxane)_x] used (or one equivalent), the ³¹P NMR spectrum showed the formation of a single product [+126.1 (d), +69.6 ppm (t), *J*_{PP} = 302 Hz]. An X-ray diffraction study revealed that it was the sodium bridged dimer **6** containing the hitherto unknown λ³,λ⁵,λ³-triphosphate core (Scheme 4, Fig. 3). Upon addition of 15-crown-5 to **6** a slight shift of the ³¹P NMR signals [+119.7 (d) and +78.8 ppm (t), *J*_{PP} = 310 Hz] was observed and the corresponding monomer **7** could be characterized by X-ray diffraction (Fig. 4).

The formation of the triphosphate scaffold formally results from a [1 + 3]-cycloaddition of “P⁻”²³ (from NaPCO) to the PPC unit. Indeed, when the ¹³C labeled phosphaketene **1**^{Ar**} was reacted with non-¹³C-labeled Na[PCO(dioxane)_x], we observed an intense broad resonance²⁴ at δ¹³C = 250.2 ppm demonstrating that the PPCO moiety remains, at least to a large extent, in the final product. Mechanistically, DFT calculations indicate

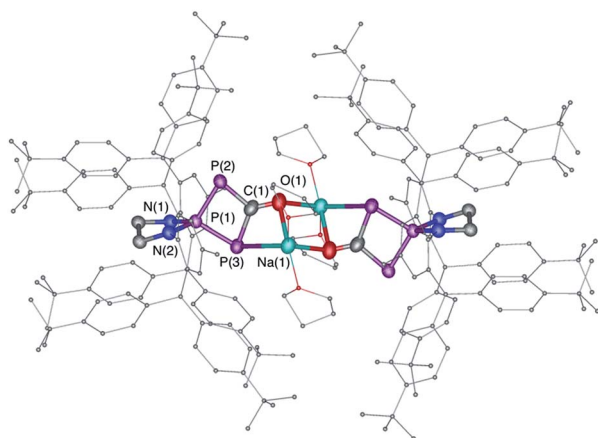


Fig. 3 Solid-state structure of **6**. Hydrogen atoms are omitted for clarity. Ellipsoids shown at 50% probability. Selected bond parameters in [Å] and [°]: P1–P2 2.1213(15), P1–P3 2.1371(14), P2–C1 1.820(5), C1–P3 1.854(5), C1–O1 1.257(5), O1–Na1 2.305(4), P3–P1–P2 91.44(5), P1–P2–C1 78.76(15).

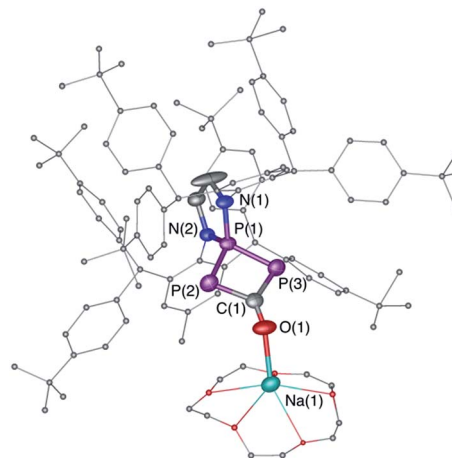
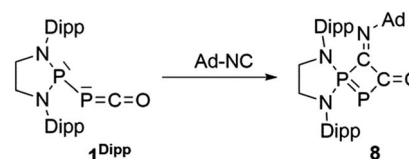


Fig. 4 Solid-state structure of **7**. Hydrogen atoms are omitted for clarity. Structural data are not presented due to the low quality of the X-ray data.

that the reaction involves an initial attack onto the carbon atom of the PCO moiety followed by cyclization with simultaneous loss of CO ($\Delta G^\ddagger = 16.1 \text{ kcal mol}^{-1}$) (see Fig. S2 in ESI[†]). Aside from the formation of a novel type of phosphorus heterocycle, these results are interesting because they give important information on the synthesis of (phosphino)phosphaketenes **1**. Indeed, to prepare the latter, it is crucial to use only one equivalent of Na[PCO(dioxane)_x] and toluene as the solvent in which Na[PCO(dioxane)_x] is only poorly soluble. Otherwise, instead of **1**, heterocycles of type **6** are formed as the major product.

Serendipitously, we also prepared another novel type of phosphorus heterocycle formally resulting from a [1 + 3]-cycloaddition. As isocyanides and carbon monoxide are isoelectronic, we were interested in the thermal substitution of the CO in phosphaketene **1**^{Dipp} by an isocyanide, using our recently reported ligand exchange strategy.¹² Surprisingly, the isocyanide does not add at the phosphorus center of PCO to displace CO, as previously observed with phosphines, but attacks at the carbon.²⁵ This is followed by a cyclization involving the endocyclic P and the resulting heterocycle **8** was isolated in 85% yield (δ³¹P 148.0 and 88.3 ppm, *J* = 370 Hz) (Scheme 5, Fig. 5).

The formal insertion of an isocyanide giving **8** can be rationalized by a mechanism similar to that postulated for the insertion of P- leading to **6**. According to DFT calculations, this process is exergonic by 6.1 kcal mol⁻¹ with an energy barrier of 23.3 kcal mol⁻¹ (Fig. 6, right). Note that direct



Scheme 5 Synthesis of heterocycle **8** via a formal [1 + 3]-cycloaddition of adamantyl isocyanide to the PPC unit of **1**^{Ar**}.



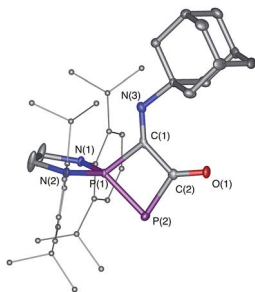


Fig. 5 Solid-state structure of **8**. Hydrogen atoms are omitted for clarity. Ellipsoids shown at 50% probability. Selected bond lengths [Å] and angles [°]: P1–P2 2.1028(11), P1–C1 1.837(3), C1–C2 1.535(4), C2–P2 1.832(3), C2–O1 1.225(4), C1–N3 1.265(4), C2–P2–P1 77.96(11), P2–P1–C1 84.17(10).

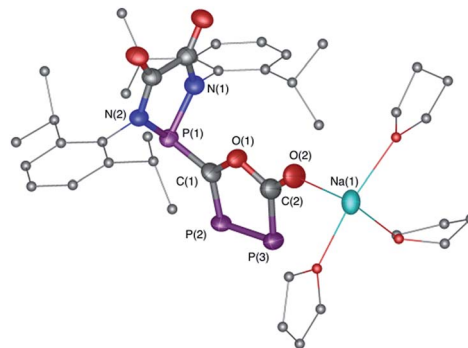


Fig. 7 Solid-state structure of **10** crystallized from THF. Hydrogen atoms and THF molecules coordinated are omitted for clarity. Ellipsoids shown at 50% probability. Selected bond parameters for **10** in [Å] and [°]: P1–C1 1.759(5), C1–P2 1.696(5), P2–P3 2.096(3), P3–C2 1.795(6), C2–O1 1.405(6), C2–O2 1.231(7), O1–C1 1.389(6), O2–Na1 2.329(4), P1–C1–P2 118.3(3), C1–P2–P3 94.9(2), P2–P3–C2 93.5(2).

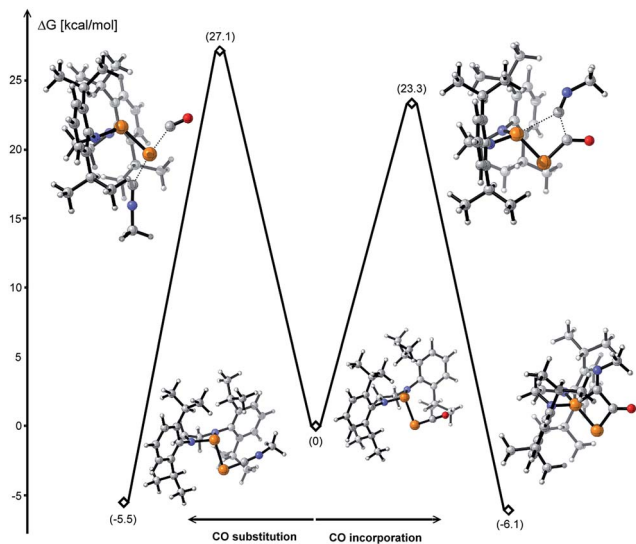
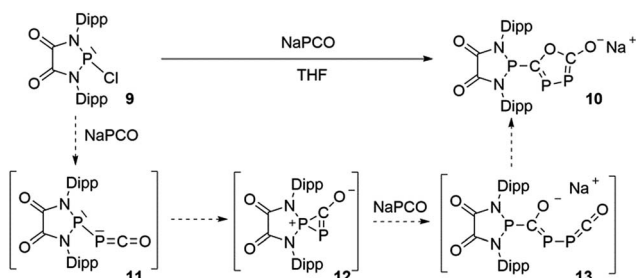


Fig. 6 Energy profiles for the CO substitution and incorporation of an isonitrile to **1** calculated at the B3LYP–D3BJ/cc–pVDZ level of theory.

substitution of CO by the isonitrile is also exergonic by 5.5 kcal mol⁻¹ but with a higher activation energy barrier (27.1 kcal mol⁻¹) (Fig. 6, left).

The difficulty in synthesizing (phosphino)phosphaketenes is illustrated by our attempt to prepare **11** derived from the electrophilic diazaphospholidine-4,5-dione (Scheme 6). A single



Scheme 6 Attempted synthesis of (phosphino)phosphaketene **11** and the formation of heterocycle **10**.

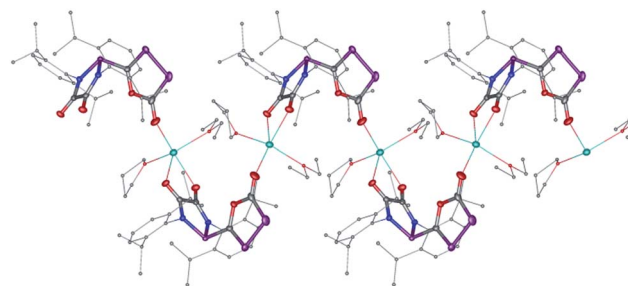


Fig. 8 Solid-state structure of **10** crystallized from THF/Et₂O/CH₃CN showing the polymeric chain nature. Ellipsoids shown at 50% probability.

product was formed upon mixing **9** with NaPCO, but the ³¹P NMR spectrum revealed the presence of three different phosphorus nuclei [³¹P NMR δ = +323 (dd, *J* = 466 Hz, 282 Hz); +48 (d, *J* = 282 Hz); +45 (d, *J* = 466 Hz) ppm]. An X-ray diffraction study revealed the 1,3,4-oxadiphospholonide core **10** (Fig. 7), a type of heterocycle previously only observed by Grützmacher *et al.* in the reaction of NaPCO with tetraphenyl-cyclopentadienone.²⁶ Interestingly, in the solid-state this compound features a linear polymeric network structure in which the sodium cation is bridging between the diketone moiety and the phosphorus heterocycle (Fig. 8).

Mechanistically, it seems reasonable to postulate the initially formed (phosphino)phosphaketene **11** spontaneously rearranges into the spirocyclic zwitterionic derivative **12** which resembles the borane adduct **5**. Then, a second equivalent of NaPCO induces a ring opening giving **13**, which undergoes a ring closure leading to the observed product **10**.

Conclusions

This work has shown that (phosphino)phosphaketenes are powerful building blocks in heterocyclic chemistry. In contrast to our recent reported CO substitution approach,¹² this work



demonstrates the feasibility of nucleophiles to add to carbon on the phosphaketene moiety. The endocyclic P center can either activate the phosphaketene by forming highly reactive diphosphirenium species or engage in ring closing reactions. Importantly the stability and chemical behaviour of these novel heterocycles is strongly dependent on the nature of the phosphino substituents.

Acknowledgements

Thanks are due to the NSF (CHE-1359809) for financial support. MMH is thankful to the Alexander von Humboldt foundation for a Feodor-Lynen scholarship and LL to the China Scholarship Council for a graduate fellowship. We are grateful to the Keck Foundation for funding the KeckII computer center. Dr Milan Gembicky and Dr Curtis Moore are greatly acknowledged for their help with X-ray diffraction.

Notes and references

- For reviews on phosphaketenes, see: (a) J. Escudié, H. Ranaivonjatovo and L. Rigon, *Chem. Rev.*, 2000, **100**, 3639–3696; (b) R. Appel and F. Knoll, *Adv. Inorg. Chem.*, 1989, **33**, 259–361.
- (a) R. Appel, In *Multiple Bonds and Low Coordination in Phosphorus Chemistry*, ed. M. Regitz and O. J. Scherer, Thieme, Stuttgart, Germany, 1990, pp. 188–190; (b) R. Appel, B. Laubach and M. Siraay, *Tetrahedron Lett.*, 1984, **25**, 4447–4448; (c) R. Appel and W. Paulen, *Tetrahedron Lett.*, 1983, **24**, 2639–2642; (d) R. Appel and W. Paulen, *Angew. Chem.*, 1983, **95**, 807–808; (e) V. Plack, J. R. Görlich, A. Fischer and R. Schmutzler, *Z. Anorg. Allg. Chem.*, 1999, **625**, 1979–1984; (f) A. H. Cowley, B. Pellerin, J. L. Atwood and S. G. Bott, *J. Am. Chem. Soc.*, 1990, **112**, 6734–6735; (g) M.-A. David, D. S. Glueck, G. P. A. Yap and A. L. Rheingold, *Organometallics*, 1995, **14**, 4040–4042; (h) M.-A. David, D. K. Wicht and D. S. Glueck, *Organometallics*, 1997, **16**, 4768–4770; (i) R. Appel, P. Fölling, B. Josten, M. Siray, V. Winkhaus and F. Knoch, *Angew. Chem.*, 1984, **96**, 620–621; (j) R. Appel, C. Porz and F. Knoch, *Chem. Ber.*, 1986, **119**, 2748–2755.
- (a) Z.-J. Quan and X.-C. Wang, *Org. Chem. Front.*, 2014, **1**, 1128–1131; (b) F. F. Puschmann, D. Stein, D. Heift, C. Hendriksen, Z. A. Gal, H.-F. Grützmacher and H. Grützmacher, *Angew. Chem., Int. Ed.*, 2011, **50**, 8420–8423; (c) A. R. Jupp and J. M. Goicoechea, *Angew. Chem., Int. Ed.*, 2013, **52**, 10064–10067; (d) D. Heift, Z. Benkő, H. Grützmacher, A. R. Jupp and J. M. Goicoechea, *Chem. Sci.*, 2015, **6**, 4017–4024; (e) D. Heift, Z. Benkő and H. Grützmacher, *Dalton Trans.*, 2014, **43**, 831–840.
- For the first preparation of the phosphoethynolate sodium salt: G. Becker, W. Schwarz, N. Seidler and M. Westerhausen, *Z. Anorg. Allg. Chem.*, 1992, **612**, 72–82.
- D. Heift, Z. Benkő and H. Grützmacher, *Dalton Trans.*, 2014, **43**, 5920–5928.
- D. Heift, Z. Benkő and H. Grützmacher, *Chem.–Eur. J.*, 2014, **20**, 11326–11330.
- (a) S. Yao, Y. Xiong, T. Szilvasi, H. Grützmacher and M. Driess, *Angew. Chem., Int. Ed.*, 2016, **55**, 4781–4785; (b) Y. Wu, L. Liu, J. Su, J. Zhu, Z. Ji and Y. Zhao, *Organometallics*, 2016, **35**, 1593–1596; (c) N. D. Rio, A. Baceiredo, N. Saffon-Merceron, D. Hashizume, D. Lutters, T. Müller and T. Kato, *Angew. Chem., Int. Ed.*, 2016, **55**, 4753–4758.
- For transition-metal PCO complexes, see: (a) L. Liu, D. A. Ruiz, F. Dahchech, G. Bertrand, R. Suter, A. M. Tondreau and H. Grützmacher, *Chem. Sci.*, 2016, **7**, 2335–2341; (b) S. Alidori, D. Heift, G. Santiso-Quinones, Z. Benkő, H. Grützmacher, M. Caporali, L. Gonsalvi, A. Rossin and M. Peruzzini, *Chem.–Eur. J.*, 2012, **18**, 14805–14811; (c) A. R. Jupp, M. B. Geeson, J. E. McGrady and J. M. Goicoechea, *Eur. J. Inorg. Chem.*, 2016, **2016**, 639–648; (d) C. Camp, N. Settineri, J. Lefèvre, A. R. Jupp, J. M. Goicoechea, L. Maron and J. Arnold, *Chem. Sci.*, 2015, **6**, 6379–6384.
- D. Gudat, *Dalton Trans.*, 2016, **45**, 5896–5907.
- (a) L. Liu, D. A. Ruiz, D. Munz and G. Bertrand, *Chem*, 2016, **1**, 147–153; (b) M. M. Hansmann, R. Jassar and G. Bertrand, *J. Am. Chem. Soc.*, 2016, **138**, 8356–8359.
- Z. Li, X. Chen, M. Bergeler, M. Reiher, C.-Y. Su and H. Grützmacher, *Dalton Trans.*, 2015, **44**, 6431–6438.
- M. M. Hansmann and G. Bertrand, *J. Am. Chem. Soc.*, 2016, **138**, 15885–15888.
- For a comparison of transition metal reactivity with main group compounds see: (a) P. P. Power, *Nature*, 2010, **463**, 171–177; (b) D. Martin, M. Soleihavoup and G. Bertrand, *Chem. Sci.*, 2011, **2**, 389–399.
- (a) M. Finze, E. Bernhardt, A. Terheiden, M. Berkei, H. Willner, D. Christen, H. Oberhammer and F. Aubke, *J. Am. Chem. Soc.*, 2002, **124**, 15385–15398; (b) H. Braunschweig, R. D. Dewhurst, F. Hupp, M. Nutz, K. Radacki, C. W. Tate, A. Vargas and Q. Ye, *Nature*, 2015, **522**, 327–330.
- J. D. Glore, J. W. Rathke and R. Schaeffer, *Inorg. Chem.*, 1973, **12**, 2175–2178.
- (a) V. Lavallo, Y. Canac, B. Donnadiu, W. W. Schoeller and G. Bertrand, *Angew. Chem., Int. Ed.*, 2006, **45**, 3488–3491; (b) C. Goedecke, M. Leibold, U. Siemeling and G. Frenking, *J. Am. Chem. Soc.*, 2011, **133**, 3557–3569; (c) T. W. Hudnall and C. W. Bielawski, *J. Am. Chem. Soc.*, 2009, **131**, 16039–16041.
- (a) F. Castan, A. Baceiredo, J. Fischer, A. De Cian, G. Commenges and G. Bertrand, *J. Am. Chem. Soc.*, 1991, **113**, 8160–8161; for a review on 3-membered phosphorus cycles, see: (b) F. Mathey, *Chem. Rev.*, 1990, **90**, 997–1025.
- R. C. Fischer and P. P. Power, *Chem. Rev.*, 2010, **110**, 3877–3923.
- P. V. R. Schleyer, C. Maerker, A. Dransfeld, H. Jiao and N. J. R. van Eikema Hommes, *J. Am. Chem. Soc.*, 1996, **118**, 6317–6318.
- B. Breit, U. Bergsträsser, G. Maas and M. Regitz, *Angew. Chem., Int. Ed.*, 1992, **31**, 1055–1058.
- The [P]–PCO to [P]–OCP energy difference is in good agreement with the recently calculated value, see ref. 11.



- 22 S. G. Weber, C. Loos, F. Rominger and B. F. Straub, *ARKIVOC*, 2012, 2, 226–242.
- 23 For P- transfer from PCO see for example: (a) A. M. Tondreau, Z. Benkő, J. R. Harmer and H. Grützmacher, *Chem. Sci.*, 2014, 5, 1545–1554; (b) T. P. Robinson, M. J. Cowley, D. Scheschkewitz and J. M. Goicoechea, *Angew. Chem., Int. Ed.*, 2015, 54, 683–686.
- 24 The ^{13}C NMR signal is broad as a result of the coupling with several different phosphorus nuclei (see ESI†).
- 25 For the addition of nucleophiles to the carbon atom of phosphaketenes, see: (a) Z. Li, X. Chen, Z. Benkő, L. Liu, D. A. Ruiz, J. L. Peltier, G. Bertrand, C.-Y. Su and H. Grützmacher, *Angew. Chem., Int. Ed.*, 2016, 55, 6018–6022; (b) R. Appel, P. Foelling, B. Josten, W. Schuhn, H. V. Wenzel and F. Knoch, *Z. Anorg. Allg. Chem.*, 1988, 556, 7–22; (c) R. Appel, P. Foelling, W. Schuhn and F. Knoch, *Tetrahedron Lett.*, 1986, 27, 1661–1664; (d) R. Appel, C. Porz and F. Knoch, *Chem. Ber.*, 1986, 119, 2748–2755; (e) R. Appel, P. Foelling, B. Josten, M. Siray, V. Winkhaus and F. Knoch, *Angew. Chem., Int. Ed. Engl.*, 1984, 96, 619–621.
- 26 X. Chen, S. Alidori, F. F. Puschmann, G. Santiso-Quinones, Z. Benkő, Z. Li, G. Becker, H.-F. Grützmacher and H. Grützmacher, *Angew. Chem., Int. Ed.*, 2014, 53, 1641–1645.

