

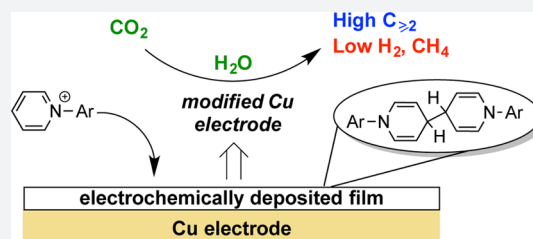
CO₂ Reduction Selective for C_{≥2} Products on Polycrystalline Copper with N-Substituted Pyridinium Additives

Zhiji Han,[†] Ruud Kortlever,[†] Hsiang-Yun Chen, Jonas C. Peters,^{*} and Theodor Agapie^{*}

Division of Chemistry and Chemical Engineering and Joint Center for Artificial Photosynthesis, California Institute of Technology, Pasadena, California 91125, United States

S Supporting Information

ABSTRACT: Electrocatalytic CO₂ reduction to generate multicarbon products is of interest for applications in artificial photosynthetic schemes. This is a particularly attractive goal for CO₂ reduction by copper electrodes, where a broad range of hydrocarbon products can be generated but where selectivity for C–C coupled products relative to CH₄ and H₂ remains an impediment. Herein we report a simple yet highly selective catalytic system for CO₂ reduction to C_{≥2} hydrocarbons on a polycrystalline Cu electrode in bicarbonate aqueous solution that uses N-substituted pyridinium additives. Selectivities of 70–80% for C₂ and C₃ products with a hydrocarbon ratio of C_{≥2}/CH₄ significantly greater than 100 have been observed with several additives. ¹³C-labeling studies verify CO₂ to be the sole carbon source in the C_{≥2} hydrocarbons produced. Upon electroreduction, the N-substituted pyridinium additives lead to film deposition on the Cu electrode, identified in one case as the reductive coupling product of N-arylpiperidinium. Product selectivity can also be tuned from C_{≥2} species to H₂ (~90%) while suppressing methane with certain N-heterocyclic additives.



The electrochemical reduction of CO₂ to commodity chemicals or fuels driven by solar energy provides an appealing strategy to utilize an inexpensive carbon feedstock to close the anthropogenic carbon cycle via artificial photosynthesis.^{1–5} The use of electrochemical systems comprising earth abundant materials has certain advantages with respect to scalability and ultimate implementation. Toward accessing value added products and high energy density liquid fuels, the generation of multicarbon products is highly desirable. Cu is one of very few materials capable of converting CO₂ to C_{≥2} products, including hydrocarbons, alcohols, and aldehydes, with significant efficiencies.^{6–9} Importantly, Cu-catalyzed CO₂ reduction can be performed in aqueous bicarbonate.

Typically, a distribution of products is obtained with a copper electrode, with the highest Faradaic efficiency (FE) for C_{≥2} products being observed at ca. –1.1 V vs. RHE (V_{RHE}) on polycrystalline Cu.⁷ The nature of the Cu electrocatalyst has been tuned to increase the selectivity for multicarbon products. For example, it has been shown that single crystal electrodes displaying Cu(100) facets promote C–C coupling and thus the formation of products such as ethylene and ethanol.^{10–12} Stepped (100) surfaces, such as Cu(911) and Cu(711), are able to convert CO₂ into C_{≥2} products with efficiencies approaching 80%.¹⁰ The selectivity toward C_{≥2} products on less expensive polycrystalline copper can be increased by several means, including optimization of the process conditions such as the buffer strength of the electrolyte and CO₂ pressure,^{13,14} nanostructuring the electrode,^{15–22} and plasma activation.²³ A higher pH near the electrode surface and surfaces with increased density of bound CO generated under these

conditions have been proposed to shift the selectivity from C₁ to C_{≥2} products.^{13,14} The pH has also been shown to affect the CO adsorption to the electrode and product selectivity.^{24–27} CO can be an intermediate of Cu-catalyzed CO₂ reduction,^{6,28} and oxide derived Cu shows increased conversion of CO to C_{≥2} products.²⁹

Organic additives, such as ionic liquids and pyridines, have also been employed previously to affect product selectivity of metal electrodes.^{30–33} The use of pyridines is particularly notable in this context as they have been reported to facilitate methanol generation, a six electron reduction product of CO₂, on Pd³⁰ and Pt electrodes³¹ with FE ≈ 30%. Although the role of pyridine in such processes has been debated, proposed mechanisms have invoked mediation of electron and proton transfers via either singly or multiply reduced and protonated species, such as dihydropyridine (DHP).^{31,34–37} Redox mediators that can transfer both protons and electrons are appealing given the multiproton multielectron nature of CO₂ reduction. Mediators with hydridic moieties or weak element–H bonds (e.g., N–H or C–H) may be particularly suitable for facilitating reactions of species generated in CO₂ reduction.^{38,39} Here, we report the ability of N-substituted arylpyridinium additives to dramatically tune the selectivity of electrochemical CO₂ reduction on polycrystalline copper for C_{≥2} products.

Electrochemical reduction of CO₂ was performed on a polycrystalline copper electrode with CO₂-saturated 0.1 M KHCO₃ electrolyte at pH 6.8 using a recently reported cell

Received: April 26, 2017

Published: July 21, 2017

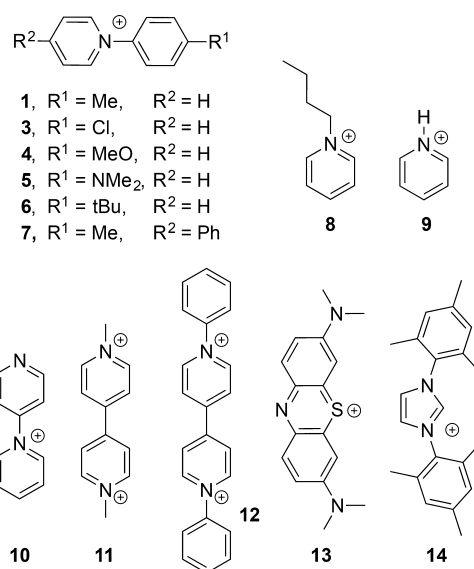
Table 1. Faradaic Efficiency toward Different Products Produced during CO₂ Reduction on a Polycrystalline Copper Electrode in a CO₂ Saturated 0.1 M KHCO₃ Electrolyte with 10 mM 1–14 at an applied potential of $-1.1 V_{\text{RHE}}$ ^a

compound	Faradaic efficiencies (%)									C ₂ /CH ₄ ^b	j (mA/cm ²)
	CH ₄	C ₂ H ₄	C ₂ H ₅ OH	C ₃ H ₇ OH	CO	H ₂	HCOO ⁻	C _{≥2}	total		
none	20.2	12.4	7.2	2.8	1.7	42.8	4.7	26.0	96.4	≥0.7	-4.46
1	1.0	40.5	30.6	7.1	1.8	15.5	6.5	78.2	103.1	≥36	-1.02
3	3.1	29.3	29.6	0	2.5	21.8	10.1	58.9	96.4	≥15	-0.70
4	0.3	37.7	22.3	8.7	2.1	16.6	10.6	68.6	98.3	≥130	-1.46
5	0.1	40.8	26.7	8.6	2.1	12.4	8.8	76.1	99.5	≥450	-1.34
6	2.1	18.2	16.0	0	3.7	52.1	6.9	34.2	99.0	≥9	-1.40
7	0.07	33.6	27.1	11.8	3.1	10.0	13.0	72.4	98.7	≥830	-1.10
8	5.1	1.7	0	5.3	2.6	50.5	10.6	7.0	75.8	≥0.5	-3.32
9	0.4	0.1	0	2.1	0.4	88.5	5.6	2.2	97.1		-6.28
10	0.04	0	0	0	0.2	65.9	9.5	0	75.6		-2.95
11	0	3.2	0	0	0.7	28.6	9.0	3.2	41.5		-0.97
12	4.2	4.0	0	0	0.3	61.6	5.5	4.0	79.6		-4.03
13	0.01	0.07	0	0	0.5	76.6	1.3	0.07	78.5		-6.44
14	0.2	0.01	0	0	0.3	91.3	5.3	0.01	97.1		-4.20

^aAll values represent an average of at least two runs. See Supporting Information for raw data. ^bRatios shown are the lower of the independent values measured.

design with high catalyst surface area to electrolyte volume ratio.⁴⁰ Briefly, the cell design used in this study consists of a cathode compartment and an anode compartment with a volume of 2.0 mL each, separated by a Selemion AMV anion-exchange membrane. CO₂ gas sparged into the cell was dispersed using a PEEK frit at the inlet of the cell. A copper foil was used as a working electrode and platinum foil as a counter electrode, both with a surface area of 1 cm². Potentials were measured versus a leakless Ag/AgCl electrode and converted to the RHE scale. The gaseous products were analyzed by gas chromatography coupled with FID and TCD detectors. The performance of polycrystalline copper in this cell is similar to what has been previously reported in terms of product distribution at various potentials (Table S2, Figure S17).^{7,8,40} In our setup, ethylene and C_{≥2} products are observed at potentials negative of $-0.9 V_{\text{RHE}}$, with the peak FE for ethylene (14%) at $-1.14 V_{\text{RHE}}$, for ethanol (7%) at $-1.06 V_{\text{RHE}}$, and for methane (32%) at $-1.18 V_{\text{RHE}}$. Although substantial yields of C₂ products are observed between -1.06 and $-1.14 V_{\text{RHE}}$, they remain minor, with dihydrogen evolution reaction (HER, FE ≈ 40%) and methane production (FE = 20–30%) being the major processes at these potentials (Table 1).

The effects of pyridine-based and other N-containing heterocycle additives on the electrocatalytic CO₂ reduction with a Cu electrode were studied (see Figures 1 and 2 and Table 1). The electrochemical properties of water-soluble N-tolylpyridinium chloride (1) salt were studied by cyclic voltammetry (CV) using a Cu disk electrode in a 0.1 M KHCO₃ electrolyte solution (see Figure S14).⁴¹ Under N₂, a reduction wave at $\sim -0.6 V_{\text{RHE}}$ appears in the first CV scan and disappears completely after a few cycles. A white layer of material was observed on the electrode after multiple CV scans. Similar CV features and deposition behavior were observed when performing the CV under CO₂. However, higher currents were observed in the presence of CO₂, indicating that this system promotes electrocatalytic reduction. To quantify the products formed during CO₂ reduction, chronoamperometry was performed. Addition of water-soluble 1, at a concentration of 10 mM, results in remarkable changes in the selectivity profile (Table 1 and Figure 2). Ethylene (FE ≈ 40%) and ethanol (FE ≈ 30%) become the major products at $-1.1 V_{\text{RHE}}$

**Figure 1.** Overview of the N-heterocyclic chloride salt additives studied herein.

with combined FE of ~70%. 1-Propanol is also obtained in significant yield (FE ≈ 7%). Suppression of HER is observed at potentials more positive than $-1.1 V_{\text{RHE}}$, illustrated by a decrease in FE to 15%. A sharp rise in hydrogen FE is observed at more negative potentials. Notably, methane is a very minor product (FE ≈ 1% or less) at potentials positive of $-1.1 V_{\text{RHE}}$. At more negative potentials, methane production rises to FE between 5 and 10%, which is still significantly lower than in the absence of 1. The combined FE of C_{≥2} products at $-1.1 V_{\text{RHE}}$ is approximately 80%, to our knowledge unprecedented for polycrystalline copper electrodes. The increased selectivity for ethylene vs. methane at $-1.1 V_{\text{RHE}}$ remains stable over prolonged electrolysis for up to 10 h (Figure S18).

An examination of the partial current densities of products formed in the presence and the absence of 1 shows a decrease in the partial density toward hydrogen and methane production at $-1.1 V_{\text{RHE}}$ and more positive potentials (Figures S15). In contrast, the partial current densities toward ethylene, ethanol,

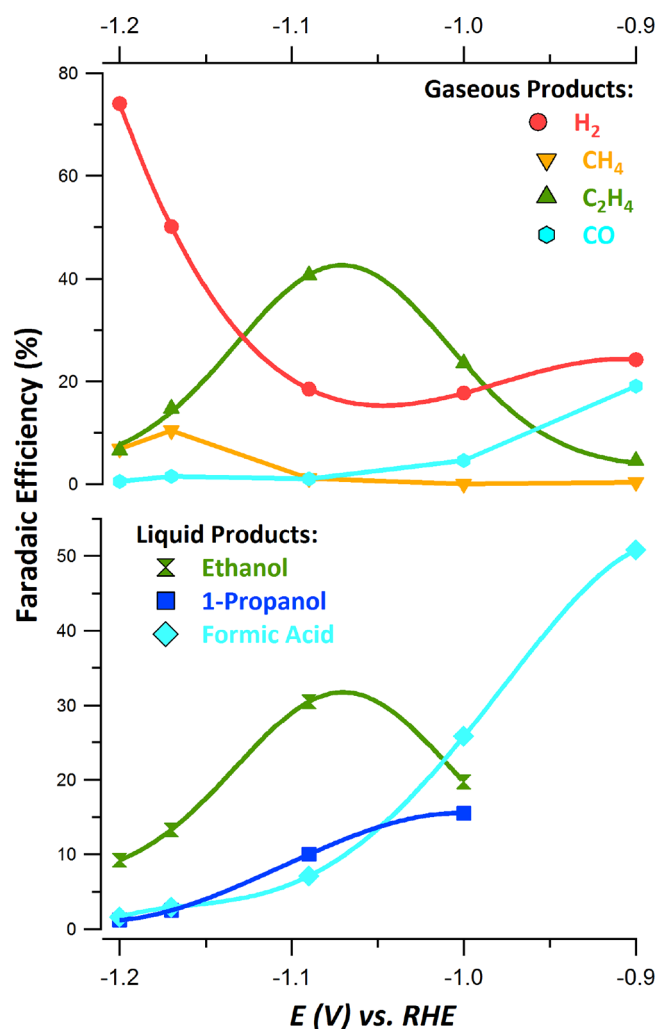


Figure 2. Faradaic efficiency toward products produced during CO_2 reduction on a polycrystalline copper electrode in a CO_2 saturated 0.1 M $KHCO_3$ electrolyte with 10 mM N -tolylpyridinium chloride at different applied potentials, E (V_{RHE}).

and 1-propanol formation at these potentials are similar with and without **1** in the electrolyte. This suggests that the addition

of **1** effectively suppresses the hydrogen evolution reaction and the methanation reaction, while not affecting the formation rates for C–C coupled products.

The effect of the concentration (1, 5, 10, 20 mM) of **1** on the product distribution for CO_2 reduction at $-1.1 V_{RHE}$ was investigated (Table S6). With increasing concentration, the FE for ethylene and ethanol increases steadily up to 10 mM. In contrast, dihydrogen production decreases with increasing concentration of **1**. Most dramatically, methane FE decreases from ~20% in the absence of **1** to ~1% at 10 and 20 mM **1**. The dependence of product distribution on the concentration of **1** indicates that this additive plays a role in the overall reduction chemistry. Given that the highest yield of $C_{\geq 2}$ was obtained with 10 mM **1**, all other experiments were performed at this concentration. In all cases, the deposition of a colorless film on the electrode was observed.

Control experiments were performed to exclude the possibility of the detected products being decomposition products derived from **1**. Electrolysis experiments using the same copper electrode with 10 mM **1** in a 0.1 M $K_2HPO_4/0.1$ M KH_2PO_4 buffer (pH 6.8) and a N_2 flow showed no carbon-containing products, indicating that CO_2 is required for hydrocarbon production. To confirm that CO_2 /bicarbonate is the source of carbon in the hydrocarbon products, isotopic labeling experiments were performed. The electrolysis experiments were carried out under the same conditions described above, but using $^{13}CO_2$ and $KH^{13}CO_3(aq)$.⁴² The GC-MS analysis (Figure 3a) of the gaseous products obtained from ^{13}C -labeling experiments shows patterns diagnostic of ^{13}C -ethylene ($H_2^{13}C=^{13}CH_2$, $m/z = 30$). For comparison, the same analysis performed on the bulk electrolysis with natural abundance CO_2 displays ^{12}C -ethylene ($H_2^{12}C=^{12}CH_2$, $m/z = 28$, identical to that of the calibration standard). The formation of ^{13}C -ethylene is further verified by 1H NMR spectroscopy, which reveals a doublet ($^1J_{C-H} = 154$ Hz) at 5.40 ppm (Figure 3b). The liquid products obtained from the ^{13}C -labeling experiments have also been subjected to 1H and ^{13}C NMR analyses. The 1H NMR spectrum exhibits resonances of $^{13}C_2$ -ethanol, $^{13}C_3$ -1-propanol, and ^{13}C -formate as indicated by their characteristic 1H – ^{13}C splitting patterns (Figure 3c), and their $^1J_{C-H}$ values are consistent with that obtained from the carbon satellites in natural abundant standards (Figure S24). For ethanol, <1% of

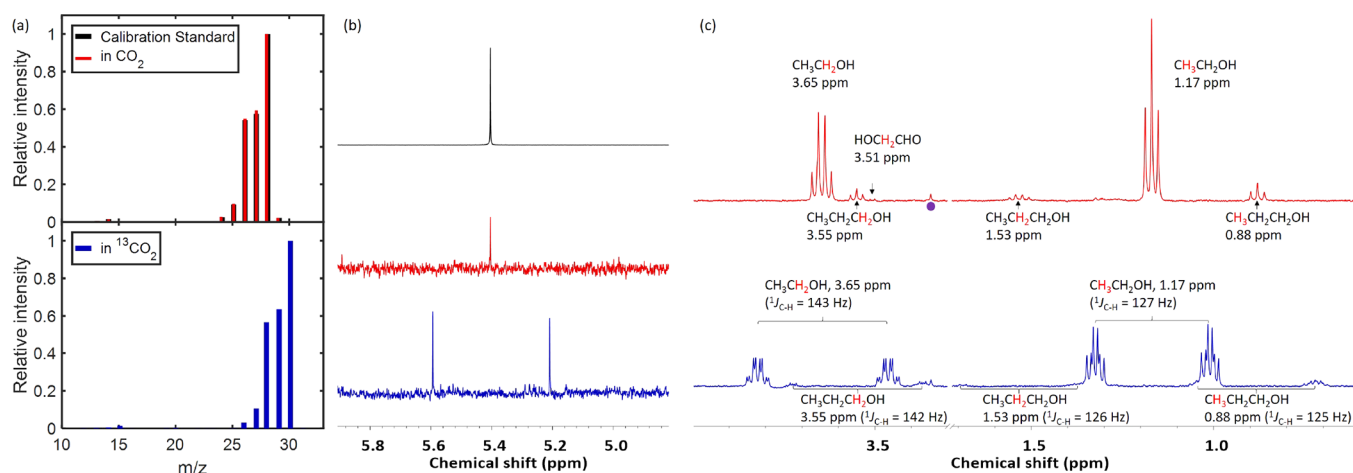


Figure 3. (a) GC-MS analyses and (b) 1H NMR spectra (400 MHz, $CDCl_3$) of ethylene, and (c) 1H NMR spectra (400 MHz, $H_2O:D_2O = 9:1$) of (primarily) ethanol and propanol after bulk electrolysis at $-1.1 V_{RHE}$ with **1** (10 mM) and natural abundance (red) and ^{13}C -enriched (blue) CO_2 -saturated $KHCO_3$ (0.1 M). Black: Calibration standard of natural abundance ethylene. Purple dot indicates a trace impurity of methanol (<10 μM).

the ^{12}C signal was observed, presumably due to the presence of a trace (<1%) ^{12}C impurity in the $^{13}\text{CO}_2$ source.⁴³ Lastly, the ^{13}C NMR spectrum (Figure S25) displays the expected peaks for $^{13}\text{C}_2$ -ethanol and $^{13}\text{C}_3$ -1-propanol. Notably, $^1\text{J}_{\text{C}-\text{C}}$ splitting is observed, indicating that the products are essentially fully ^{13}C labeled. Taken collectively, the ^1H NMR, ^{13}C NMR, and GC-MS analyses performed with ^{13}C -labeling conclusively confirm that CO_2 is the carbon source of the Cu-catalyzed electrocatalysis described herein.

Although the exact nature of the species derived from **1** during electrocatalytic CO_2 reduction remains unclear, the nature of the N-heterocyclic organic compounds present at the end of the electrolysis has been investigated for the case of the *N*-tolylpyridinium chloride additive. After 1 h of electrolysis at -1.1 V_{RHE}, ^1H NMR analysis shows that virtually all of compound **1** (>98%) remains in solution. However, the colorless deposit formed on the electrode is soluble in organic solvents and, based on subsequent analysis, is shown to arise from **1**. Accordingly, upon rinsing the postelectrolysis electrode with water and then quickly transferring it to an inert atmosphere, the deposited film was extracted into CD_2Cl_2 for NMR analysis. The ^1H NMR spectrum shows the same number of peaks as **1**, but two of the peaks are shifted significantly upfield (Figure S5). A species with the same NMR spectrum was prepared independently by reduction of **1** with cobaltocene in dichloromethane. A solid-state structure of this compound (**2**) was determined by single crystal X-ray diffraction (XRD) (Figure 4). The C–C distances within the nitrogen containing

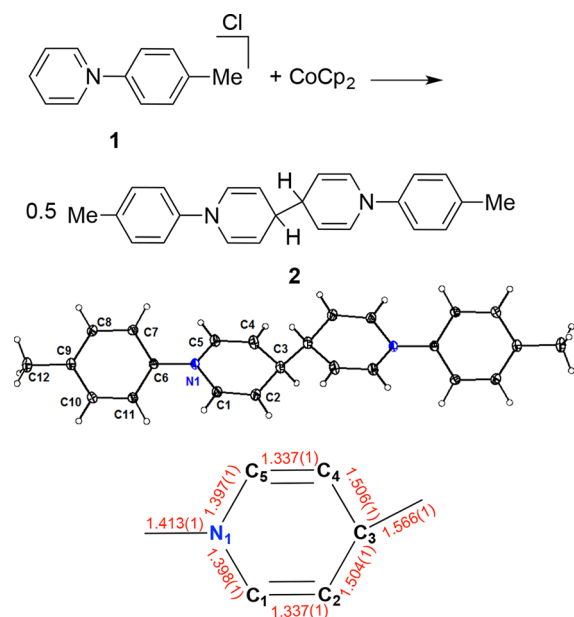


Figure 4. Synthesis, crystal structure, and selected structural parameters (Å) of **2**. Thermal ellipsoids are shown at the 50% probability level.

ring are indicative of localization of single and double bond character resulting from dearomatization. The structure corresponds to two equivalents of **1** being reductively coupled at the para position on the pyridine ring, a net one-electron reduction per pyridinium. The mass of the deposited film corresponds to only ~1% of **1**, accounting for a small amount (~0.6%) of reducing equivalents used in the electrolysis. A related dimerization process has been discussed in a computa-

tional study of the effect of pyridine on CO_2 reduction, but was not in this case considered to be on the productive CO_2 reduction pathway.³⁴

To test whether this surface compound is indeed critical to the CO_2 reduction chemistry observed, after 1 h electrolysis with **1**, the solution was replaced by an electrolyte solution free of **1** and electrolysis was then performed for another hour. A similar product profile was observed for the second electrolysis run, strongly suggesting that the film rather than soluble **1** is required for the observed selectivity shift (Table S4).⁴⁴ We dropcast independently prepared **2** from either dichloromethane (4.2 mg of **2**) or benzene (0.5 mg of **2**) solutions on the Cu electrodes but found that modified electrodes prepared as such did not result in the selectivity profile observed for electrodeposited **2**. They instead afforded predominantly H_2 (>75%). Additionally, disruption of the electrochemically deposited film, by manually removing it or by dissolution with organic solvent followed by redeposition by solvent evaporation, results in selectivity similar to polycrystalline Cu. These observations suggest that the film of **2** and factors such as its morphology and the nature of the contact between the Cu surface and the film as generated during electrodeposition may be instrumental to increased production of $\text{C}_{\geq 2}$ species.

A structure–function study was performed by varying the nature of the *N*-substituent of the pyridinium additives (Figure 1). With additives **1**, **3**, **4**, and **5**, which are *N*-arylpiperidinium compounds with substituents in the para position of the aryl group of varying electronic properties, $\text{C}_{\geq 2}$ products were obtained with similarly high FE (>70%) while HER remained low (FE 15%). Notably, **6** displays a *tert*-butyl substituent and similar electronic properties to **1**, but is more bulky, which may change its capacity to adhere to the Cu electrode. It gives very different results; **6** still enhances the selectivity of $\text{C}_{\geq 2}$ over C_1 products, but the efficiency toward hydrogen (FE ≈ 50%) is significantly higher than with compounds **1**, **3**, **4**, and **5**, indicating that the steric profile of the additives may be important for selectivity. Compound **7**, with a phenyl substituent on the pyridine ring, is similar in catalytic behavior to **1**. The most remarkable observation for compounds **1**, **3**, **4**, **5**, and **7** is the increase in the $\text{C}_{\geq 2}/\text{CH}_4$ ratio from 0.7 with bare Cu to >15 with **3**, >36 with **1**, >130 with **4**, >450 with **5**, and >830 with **7**. Cu with *N*-butylpyridinium (**8**) as an additive shows significantly more HER (FE ≈ 50%) compared to *N*-arylsubstituted pyridinium. The low overall Faradaic efficiency (~80%) observed for the alkyl substituted pyridinium suggests that nonproductive side reactions occur during electrolysis, possibly including degradation of *N*-butylpyridinium itself.

Inspired by previously reported changes in CO_2 reduction selectivity on Pd and Pt, H-substituted pyridinium was also investigated as an additive to polycrystalline copper under analogous conditions.^{30,31} Including pyridinium chloride (**9**) as additive substantially enhanced the HER (FE > 88%). Other mono- and dicationic pyridinium and imidazolium chloride compounds, which could potentially deposit on the electrode as neutral species upon reduction, were also tested (see Table 1). However, all of these additives facilitate mostly HER activity and low overall Faradaic yields. Runs with methylene blue (**13**) result in coloration of the solution, indicating that reduction of heterocycle-derived species that are not precipitated on the electrode occurs, lowering the FE for productive reduction chemistry. 1-(4-Pyridyl)pyridinium (**10**) behaves more like H-substituted pyridinium rather than the phenyl-substituted

pyridinium derivatives, which could be due to a similar binding effect of the pyridine to the Cu active sites. Although 1,1'-diphenyl-4,4'-bipyridinium (**12**) exhibits a structure related to **2** by the addition of two hydride equivalents, only small amounts of hydrocarbon products were observed when it was used as the additive. This compound (**12**) formed a black precipitate on the Cu electrode after electrolysis, which is in contrast with the white films deposited for the case of compounds **1–7**, suggesting the possibility of a different reaction pathway. The high yield for HER, reaching FE of ~90% with pyridinium (**9**) and imidazolium (**14**), and almost quantitative total FE, demonstrate that organic additives can be used to tune the selectivity of electrocatalysis on Cu electrodes for different products from C₂ hydrocarbons to H₂.

The mechanism of tuning selectivity with organic additives remains unclear. Materials displaying pyridine-like N-sites reminiscent of the simple pyridinium motifs reported here have been employed for CO₂ reduction. For example, electrocatalysts based on N-doped carbon materials have shown good FE toward CO production at low overpotentials,^{45–47} and N-doped graphene quantum dots have been reported to produce hydrocarbon products, mostly ethylene, ethanol, and *n*-propanol.⁴⁸ With Cu nanoparticles on an N-doped carbon nanospine film, highly selective production of ethanol (FE = 63%) was observed at 1.2 V_{RHE}.⁴⁹ The weak C–H bonds present in species like **2** may be involved in H-transfers to surface bound intermediates of CO₂ reduction.^{34,37,39} To test this possibility, **1-d₃** was prepared featuring a perdeuterated pyridine moiety. Electrocatalytic CO₂ reduction experiments performed with **1-d₃** as the additive in natural abundance buffer resulted in similar behavior as with **1**. ¹H NMR analysis of the resulting film (Figure S6) is consistent with formation of species **2-d₁₀**, without H/D exchange. This observation suggests that the C–D(H) bonds in **2-d₁₀** (and **2**) are not cleaved and regenerated during electrocatalysis. We cannot strictly exclude the possibility that such processes do occur, to a very limited extent and below the detection limit of ¹H NMR spectroscopy, on the layers of film proximal to the electrode.

Alternatively, the film of **2** could selectively suppress hydrogen and methane formation. Analysis of partial current densities for each product shows that addition of **1** does not affect the C–C coupled products, but lowers the rates of formation of methane and hydrogen, consistent with this proposal. This could indicate that the film selectively poisons Cu sites that catalyze C₁ or H₂ product formation. Alternatively, the electrodeposited film might restrict proton diffusion, thereby increasing the local pH near the electrode surface. A related effect has been demonstrated for mesostructured Ag and Au catalysts.^{25,26} Pyridinium compounds with *N*-aryl substituents that are relatively flat show the highest increase in C₂ selectivity, while *tert*-butyl substitution leads to increased H₂ production. This behavior suggests that differences in binding to specific Cu sites, in packing of the film affected by the steric profile of the pyridinium moiety, or in electrode roughness factors may significantly affect overall selectivity.

In summary, a simple, inexpensive, and tunable system for the reduction of CO₂ to multicarbon products with high selectivity has been reported herein. Upon reduction on polycrystalline Cu electrodes, *N*-tolylpyridinium chloride forms a deposited film consisting of its bimolecular reductive coupling product. This electrode electrocatalytically reduces CO₂ to C₂ species with higher than 75% FE. Formation of

methane and hydrogen is significantly inhibited for this and several related *N*-arylpyridinium additives, with the ratio of FE for C₂ species to CH₄ being >800 for certain additives. An aryl-substituted imidazolium additive is shown to dramatically shift the product selectivity to H₂. More generally, the combination of a metal electrode and a reducible organic additive with potential to precipitate and form a film allows for tuning of selectivity between hydrocarbons and hydrogen.

■ ASSOCIATED CONTENT

📄 Supporting Information

The Supporting Information is available free of charge on the ACS Publications website at DOI: 10.1021/acscentsci.7b00180.

General considerations, physical methods, electrochemical methods, synthetic procedures, additional Faradaic efficiency data, and NMR and XPS spectra (PDF)
Crystallographic data (CIF)

■ AUTHOR INFORMATION

Corresponding Authors

*E-mail: jpeters@caltech.edu.

*E-mail: agapie@caltech.edu.

ORCID

Theodor Agapie: 0000-0002-9692-7614

Author Contributions

[†]Z.H. and R.K. contributed equally. All authors designed experiments, analyzed data, and prepared the manuscript. Z.H. performed the synthesis and characterization of additives and compound **2**, and evaluated their effects on electrocatalysis at -1.1 V_{RHE}. R.K. performed potential-dependent (with and without additives), concentration-dependent and long-term electrocatalytic measurements and compared Cu foils from different suppliers. H.-Y.C. performed experiments with ¹³C CO₂, XPS and the effect of **1** added in various order. Z.H. and H.-Y.C. characterized the deposited film.

Notes

The authors declare no competing financial interest.

■ ACKNOWLEDGMENTS

NMR and XPS spectra were collected at the NMR Facility (Division of CCE) and Molecular Materials Research Center (Beckman Institute) of the California Institute of Technology, respectively. This material is based upon work performed by the Joint Center for Artificial Photosynthesis, a DOE Energy Innovation Hub, supported through the Office of Science of the U.S. Department of Energy under Award Number DE-SC0004993.

■ REFERENCES

- (1) Appel, A. M.; et al. Frontiers, Opportunities, and Challenges in Biochemical and Chemical Catalysis of CO₂ Fixation. *Chem. Rev.* **2013**, *113*, 6621–6658.
- (2) Benson, E. E.; Kubiak, C. P.; Sathrum, A. J.; Smieja, J. M. Electrocatalytic and Homogeneous Approaches to Conversion of CO₂ to Liquid Fuels. *Chem. Soc. Rev.* **2009**, *38*, 89–99.
- (3) Costentin, C.; Robert, M.; Savéant, J. M. Catalysis of the Electrochemical Reduction of Carbon Dioxide. *Chem. Soc. Rev.* **2013**, *42*, 2423–2436.
- (4) Kortlever, R.; Shen, J.; Schouten, K. J. P.; Calle-Vallejo, F.; Koper, M. T. M. Catalysts and Reaction Pathways for the Electrochemical Reduction of Carbon Dioxide. *J. Phys. Chem. Lett.* **2015**, *6*, 4073–4082.

- (5) Jhong, H.-R. M.; Ma, S.; Kenis, P. J. Electrochemical Conversion of CO₂ to Useful Chemicals: Current Status, Remaining Challenges, and Future Opportunities. *Curr. Opin. Chem. Eng.* **2013**, *2*, 191–199.
- (6) Gattrell, M.; Gupta, N.; Co, A. A Review of the Aqueous Electrochemical Reduction of CO₂ to Hydrocarbons at Copper. *J. Electroanal. Chem.* **2006**, *594*, 1–19.
- (7) Kuhl, K. P.; Cave, E. R.; Abram, D. N.; Jaramillo, T. F. New Insights into the Electrochemical Reduction of Carbon Dioxide on Metallic Copper Surfaces. *Energy Environ. Sci.* **2012**, *5*, 7050–7059.
- (8) Hori, Y. *Electrochemical CO₂ Reduction on Metal Electrodes*; Springer: New York, 2008; Vol. 42.
- (9) Hori, Y.; Kikuchi, K.; Murata, A.; Suzuki, S. Production of Methane and Ethylene in Electrochemical Reduction of Carbon Dioxide at Copper Electrode in Aqueous Hydrogencarbonate Solution. *Chem. Lett.* **1986**, *15*, 897–898.
- (10) Hori, Y.; Takahashi, I.; Koga, O.; Hoshi, N. Selective Formation of C₂ Compounds from Electrochemical Reduction of CO₂ at a Series of Copper Single Crystal Electrodes. *J. Phys. Chem. B* **2002**, *106*, 15–17.
- (11) Schouten, K. J. P.; Pérez Gallent, E.; Koper, M. T. M. Structure Sensitivity of the Electrochemical Reduction of Carbon Monoxide on Copper Single Crystals. *ACS Catal.* **2013**, *3*, 1292–1295.
- (12) Huang, Y.; Handoko, A. D.; Hirunsit, P.; Yeo, B. S. Electrochemical Reduction of CO₂ Using Copper Single-Crystal Surfaces: Effects of CO* Coverage on the Selective Formation of Ethylene. *ACS Catal.* **2017**, *7*, 1749–1756.
- (13) Kas, R.; Kortlever, R.; Yilmaz, H.; Koper, M. T. M.; Mul, G. Manipulating the Hydrocarbon Selectivity of Copper Nanoparticles in CO₂ Electroreduction by Process Conditions. *ChemElectroChem* **2015**, *2*, 354–358.
- (14) Varela, A. S.; Kroschel, M.; Reier, T.; Strasser, P. Controlling the Selectivity of CO₂ Electroreduction on copper: The Effect of the Electrolyte Concentration and the Importance of the Local pH. *Catal. Today* **2016**, *260*, 8–13.
- (15) Kas, R.; Kortlever, R.; Milbrat, A.; Koper, M. T. M.; Mul, G.; Baltrusaitis, J. Electrochemical CO₂ Reduction on Cu₂O-Derived Copper Nanoparticles: Controlling the Catalytic Selectivity of Hydrocarbons. *Phys. Chem. Chem. Phys.* **2014**, *16*, 12194–12201.
- (16) Gonçalves, M. R.; Gomes, A.; Condeço, J.; Fernandes, T. R. C.; Pardal, T.; Sequeira, C. A. C.; Branco, J. B. Electrochemical Conversion of CO₂ to C₂ Hydrocarbons Using Different Ex Situ Copper Electrodeposits. *Electrochim. Acta* **2013**, *102*, 388–392.
- (17) Tang, W.; Peterson, A. A.; Varela, A. S.; Jovanov, Z. P.; Bech, L.; Durand, W. J.; Dahl, S.; Nørskov, J. K.; Chorkendorff, I. The Importance of Surface Morphology in Controlling the Selectivity of Polycrystalline Copper for CO₂ Electroreduction. *Phys. Chem. Chem. Phys.* **2012**, *14*, 76–81.
- (18) Gonçalves, M. R.; Gomes, A.; Condeço, J.; Fernandes, R.; Pardal, T.; Sequeira, C. A. C.; Branco, J. B. Selective Electrochemical Conversion of CO₂ to C₂ Hydrocarbons. *Energy Convers. Manage.* **2010**, *51*, 30–32.
- (19) Ren, D.; Deng, Y.; Handoko, A. D.; Chen, C. S.; Malkhandi, S.; Yeo, B. S. Selective Electrochemical Reduction of Carbon Dioxide to Ethylene and Ethanol on Copper(I) Oxide Catalysts. *ACS Catal.* **2015**, *5*, 2814–2821.
- (20) Handoko, A. D.; Ong, C. W.; Huang, Y.; Lee, Z. G.; Lin, L.; Panetti, G. B.; Yeo, B. S. Mechanistic Insights into the Selective Electroreduction of Carbon Dioxide to Ethylene on Cu₂O-Derived Copper Catalysts. *J. Phys. Chem. C* **2016**, *120*, 20058–20067.
- (21) Roberts, F. S.; Kuhl, K. P.; Nilsson, A. High Selectivity for Ethylene from Carbon Dioxide Reduction over Copper Nanocube Electrocatalysts. *Angew. Chem., Int. Ed.* **2015**, *54*, 5179–5182.
- (22) Ma, M.; Djanashvili, K.; Smith, W. A. Controllable Hydrocarbon Formation from the Electrochemical Reduction of CO₂ over Cu Nanowire Arrays. *Angew. Chem., Int. Ed.* **2016**, *55*, 6680–6684.
- (23) Mistry, H.; Varela, A. S.; Bonifacio, C. S.; Zegkinoglou, I.; Sinev, I.; Choi, Y.-W.; Kisslinger, K.; Stach, E. A.; Yang, J. C.; Strasser, P.; Cuenya, B. R. Highly Selective Plasma-Activated Copper Catalysts for Carbon Dioxide Reduction to Ethylene. *Nat. Commun.* **2016**, *7*, 12123.
- (24) Wuttig, A.; Liu, C.; Peng, Q.; Yaguchi, M.; Hendon, C. H.; Motobayashi, K.; Ye, S.; Osawa, M.; Surendranath, Y. Tracking a Common Surface-Bound Intermediate during CO₂-to-Fuels Catalysis. *ACS Cent. Sci.* **2016**, *2*, 522–528.
- (25) Hall, A. S.; Yoon, Y.; Wuttig, A.; Surendranath, Y. Mesosstructure-Induced Selectivity in CO₂ Reduction Catalysis. *J. Am. Chem. Soc.* **2015**, *137*, 14834–14837.
- (26) Yoon, Y.; Hall, A. S.; Surendranath, Y. Tuning of Silver Catalyst Mesosstructure Promotes Selective Carbon Dioxide Conversion into Fuels. *Angew. Chem., Int. Ed.* **2016**, *55*, 15282–15286.
- (27) Wuttig, A.; Yaguchi, M.; Motobayashi, K.; Osawa, M.; Surendranath, Y. Inhibited Proton Transfer Enhances Au-Catalyzed CO₂-to-Fuels Selectivity. *Proc. Natl. Acad. Sci. U. S. A.* **2016**, *113*, E4585–E4593.
- (28) Hori, Y.; Murata, A.; Yoshinami, Y. Adsorption of CO, Intermediately Formed in Electrochemical Reduction of CO₂, at a Copper Electrode. *J. Chem. Soc., Faraday Trans.* **1991**, *87*, 125–128.
- (29) Li, C. W.; Ciston, J.; Kanan, M. W. Electroreduction of Carbon Monoxide to Liquid Fuel on Oxide-Derived Nanocrystalline Copper. *Nature* **2014**, *508*, 504–507.
- (30) Seshadri, G.; Lin, C.; Bocarsly, A. B. A New Homogeneous Electrocatalyst for the Reduction of CO₂ to Methanol at Low Overpotentials. *J. Electroanal. Chem.* **1994**, *372*, 145–150.
- (31) Barton Cole, E.; Lakkaraju, P. S.; Rampulla, D. M.; Morris, A. J.; Abelev, E.; Bocarsly, A. B. Using a One-Electron Shuttle for the Multielectron Reduction of CO₂ to Methanol: Kinetic, Mechanistic, and Structural Insights. *J. Am. Chem. Soc.* **2010**, *132*, 11539–11551.
- (32) Rosen, B. A.; Salehi-Khojin, A.; Thorson, M. R.; Zhu, W.; Whipple, D. T.; Kenis, P. J.; Masel, R. I. Ionic Liquid-Mediated Selective Conversion of CO₂ to CO at Low Overpotentials. *Science* **2011**, *334*, 643–644.
- (33) Huan, T. N.; Simon, P.; Rousse, G.; Génois, I.; Artero, V.; Fontecave, M. Porous Dendritic Copper: an Electrocatalyst for Highly Selective CO₂ Reduction to Formate in Water/Ionic Liquid Electrolyte. *Chem. Sci.* **2017**, *8*, 742–747.
- (34) Lim, C.-H.; Holder, A. M.; Hynes, J. T.; Musgrave, C. B. Reduction of CO₂ to Methanol Catalyzed by a Biomimetic Organo-Hydride Produced from Pyridine. *J. Am. Chem. Soc.* **2014**, *136*, 16081–16095.
- (35) Yan, Y.; Zeitler, E. L.; Gu, J.; Hu, Y.; Bocarsly, A. B. Electrochemistry of Aqueous Pyridinium: Exploration of a Key Aspect of Electrocatalytic Reduction of CO₂ to Methanol. *J. Am. Chem. Soc.* **2013**, *135*, 14020–14023.
- (36) Ertem, M. Z.; Konezny, S. J.; Araujo, C. M.; Batista, V. S. Functional Role of Pyridinium During Aqueous Electrochemical Reduction of CO₂ on Pt(111). *J. Phys. Chem. Lett.* **2013**, *4*, 745–748.
- (37) Keith, J. A.; Carter, E. A. Theoretical Insights into Pyridinium-Based Photoelectrocatalytic Reduction of CO₂. *J. Am. Chem. Soc.* **2012**, *134*, 7580–7583.
- (38) Marjolin, A.; Keith, J. A. Thermodynamic Descriptors for Molecules That Catalyze Efficient CO₂ Electroreductions. *ACS Catal.* **2015**, *5*, 1123–1130.
- (39) McSkimming, A.; Colbran, S. B. The Coordination Chemistry of Organo-Hydride Donors: New Prospects for Efficient Multi-Electron Reduction. *Chem. Soc. Rev.* **2013**, *42*, 5439–5488.
- (40) Lobaccaro, P.; Singh, M. R.; Clark, E. L.; Kwon, Y.; Bell, A. T.; Ager, J. W. Effects of Temperature and Gas-Liquid Mass Transfer on the Operation of Small Electrochemical Cells for the Quantitative Evaluation of CO₂ Reduction Electrocatalysts. *Phys. Chem. Chem. Phys.* **2016**, *18*, 26777–26785.
- (41) All N-substituted pyridinium additives studied herein have been prepared as their chloride salts. See [Supporting Information](#) for details.
- (42) KH¹³CO₃ was prepared from KOH and ¹³CO₂. The current densities and product FE obtained with electrolyte prepared from KOH and natural abundance CO₂ are nearly identical to those obtained in runs using commercial K₂CO₃ ([Table S5](#)), thus indicating comparable electrocatalytic behavior.
- (43) Methanol (3.35 ppm) and part of the acetate (1.90 ppm) are impurities in the starting electrolytes and therefore appear as ¹²C

isotopologues, the same as observed in the natural abundance CO₂ experiment.

(44) Note that, while in our view unlikely, it is in principle also possible that a soluble form of **1** or its corresponding reduction product is released reversibly from the film during electrocatalysis.

(45) Wu, J.; Yadav, R. M.; Liu, M.; Sharma, P. P.; Tiwary, C. S.; Ma, L.; Zou, X.; Zhou, X. D.; Yakobson, B. I.; Lou, J.; Ajayan, P. M. Achieving Highly Efficient, Selective and Stable CO₂ Reduction on Nitrogen-Doped Carbon Nanotubes. *ACS Nano* **2015**, *9*, 5364–5371.

(46) Wu, J.; Liu, M.; Sharma, P. P.; Yadav, R. M.; Ma, L.; Yang, Y.; Zou, X.; Zhou, X. D.; Vajtai, R.; Yakobson, B. I.; Lou, J.; Ajayan, P. M. Incorporation of Nitrogen Defects for Efficient Reduction of CO₂ via Two-Electron Pathway on Three-Dimensional Graphene Foam. *Nano Lett.* **2016**, *16*, 466–470.

(47) Varela, A. S.; Ranjbar Sahraie, N.; Steinberg, J.; Ju, W.; Oh, H.-S.; Strasser, P. Metal-Doped Nitrogenated Carbon as an Efficient Catalyst for Direct CO₂ Electroreduction to CO and Hydrocarbons. *Angew. Chem., Int. Ed.* **2015**, *54*, 10758–10762.

(48) Wu, J.; Ma, S.; Sun, J.; Gold, J. I.; Tiwary, C.; Kim, B.; Zhu, L.; Chopra, N.; Odeh, I. N.; Vajtai, R.; Yu, A. Z.; Luo, R.; Lou, J.; Ding, G.; Kenis, P. J. A.; Ajayan, P. M. A Metal-Free Electrocatalyst for Carbon Dioxide Reduction to Multi-Carbon Hydrocarbons and Oxygenates. *Nat. Commun.* **2016**, *7*, 13869.

(49) Song, Y.; Peng, R.; Hensley, D. K.; Bonnesen, P. V.; Liang, L.; Wu, Z.; Meyer, H. M.; Chi, M.; Ma, C.; Sumpster, B. G.; Rondinone, A. J. High-Selectivity Electrochemical Conversion of CO₂ to Ethanol Using a Copper Nanoparticle/N-Doped Graphene Electrode. *ChemistrySelect* **2016**, *1*, 6055–6061.