

# Association between *TNF- $\alpha$ -238G/A* gene polymorphism and OCD susceptibility

## A meta-analysis

Caixiao Jiang, MD<sup>a,\*</sup>, Xinyan Ma, MM<sup>b</sup>, Shunxiang Qi, MM<sup>a</sup>, Guangyue Han, MM<sup>a</sup>, Yan Li, MM<sup>a</sup>, Yanfang Liu, MM<sup>a</sup>, Lanfen Liu, MB<sup>a</sup>

### Abstract

**Background:** Tumor necrosis factor-alpha (*TNF- $\alpha$* ) is an important cytokine and has been reported to be associated with the pathogenesis of many autoimmune and inflammatory diseases. *TNF- $\alpha$*  gene is located on a region that has been found to be associated with obsessive-compulsive disorder (OCD). We performed this meta-analysis to assess the relationship between susceptibility to OCD and the *TNF- $\alpha$ -238G/A* gene polymorphism.

**Methods:** An extensive search of the available literature on the association between the susceptibility to OCD and the *TNF* gene polymorphism was conducted by searching PubMed, Web of Knowledge, Embase, Chinese Web of Knowledge, Wanfang, and Chongqing VIP database. The database was searched up to December 2016 and includes language of English and/or Chinese with the keywords of “obsessive-compulsive disorder” or “OCD,” polymorphism or variant or mutation, “tumor necrosis factor” or “TNF” or “cytokine.” The association between *TNF- $\alpha$ -238G/A* gene polymorphism and the susceptibility of OCD was anticipated by odds ratio (OR) with the corresponding 95% confidence interval (95% CI).

**Results:** Four studies including 435 cases and 1073 controls were incorporated in our meta-analysis. In general, *TNF- $\alpha$ -238G/A* gene polymorphism might lead to a decreased risk of OCD susceptibility (G vs A genotype model: OR = 1.01, 95% CI = 0.37–2.77,  $P = .981$ ; GG vs AA+AG model: OR = 0.93, 95% CI = 0.37–2.36,  $P = .879$ ; GG+AG vs AA model: OR = 0.22, 95% CI = 0.06–0.73,  $P = .014$ ; GG vs AA model: OR = 0.21, 95% CI = 0.06–0.71,  $P = .012$ ; AG vs AA model: OR = 0.29, 95% CI = 0.07–1.16,  $P = .081$ ; GG +AA vs AG model: OR = 1.17, 95% CI = 0.55–2.51,  $P = .683$ ).

**Conclusion:** *TNF- $\alpha$ -238G/A* gene polymorphism might lead to a decreased risk of OCD susceptibility.

**Abbreviations:** CI = confidential interval, OCD = obsessive-compulsive disorder, OR = odds ratio.

**Keywords:** meta-analysis, OCD, polymorphism, susceptibility, *TNF*

## 1. Introduction

Obsessive-compulsive disorder (OCD) is a severe and disabling clinical condition<sup>[1]</sup> characterized by obsessions and/or compulsions that are distressing, time-consuming, or significantly impairing<sup>[2]</sup> with a lifetime prevalence of 1.6% to 2.3% in the general adult population.<sup>[3–5]</sup> Although pathogenesis of OCD has been studied, it is still completely unclear. A lot of studies have showed that OCD had aggregation in families, and the prevalence

rate of OCD and subclinical OCD in patients' families was 10% to 20% higher than that in general population.<sup>[6]</sup>

Many reports have documented that immune dysregulation may play an important role in the development and path physiology of OCD.<sup>[7]</sup> While some authors reported that OCD is characterized by decreased immune activation with low levels of circulating cytokines, such as tumor necrosis factor (*TNF*)- $\alpha$ , interleukin (*IL*)-6, and natural killer (NK) activities,<sup>[8–11]</sup> others found increase of *TNF- $\alpha$* , *IL*-6, and NK cells in OCD patients.<sup>[12,13]</sup> *TNF- $\alpha$*  is an important cytokine and has been reported to be associated with the pathogenesis of many autoimmune and inflammatory diseases.<sup>[14,15]</sup> *TNF- $\alpha$*  gene is located on chromosome 6 (band p21.3), a region that has been found to be associated with OCD.<sup>[16]</sup> However, although many population studies on the relationship between susceptibility to OCD and the *TNF- $\alpha$ -238G/A* gene polymorphism have been conducted, the results are inconsistent and inconclusive.<sup>[17–20]</sup> Hence, for this reason, a meta-analysis was carried out to explore if there is any relationship between the *TNF- $\alpha$ -238G/A* gene polymorphism and susceptibility to OCD in the population.

## 2. Materials and methods

### 2.1. Ethical approval

The ethical approval was not necessary in the review articles.

### 2.2. Strategy for literature search

An extensive search of the available literature on the association between the susceptibility to OCD and the *TNF* gene polymor-

Editor: Massimo Tusconi.

Authorship: Designed the experiments: CJ, XM. Performed the experiments: CJ, XM, SQ. Analyzed the data: CJ, XM, SQ, GH. Contributed reagents/materials/analysis tools: CJ, XM, SQ, GH, YL, YFL, LL. Wrote the paper: CJ, XM.

Funding/support: The authors have no funding or support to report.

The author(s) declare no competing financial interests.

<sup>a</sup> Hebei Center for Disease Control and Prevention, <sup>b</sup> Shijiazhuang Center for Disease Control and Prevention, Hebei Province, China.

\* Correspondence: Caixiao Jiang, Hebei Center for Disease Control and Prevention, Shijiazhuang, Hebei, 050021, China (e-mail: jiangcaixiao@163.com).

Copyright © 2018 the Author(s). Published by Wolters Kluwer Health, Inc. This is an open access article distributed under the terms of the Creative Commons Attribution-Non Commercial License 4.0 (CCBY-NC), where it is permissible to download, share, remix, transform, and buildup the work provided it is properly cited. The work cannot be used commercially without permission from the journal.

Medicine (2018) 97:5(e9769)

Received: 5 June 2017 / Received in final form: 13 December 2017 / Accepted: 11 January 2018

<http://dx.doi.org/10.1097/MD.00000000000009769>

phism was conducted by searching PubMed, Web of Knowledge, Embase, Chinese Web of Knowledge, Wanfang, and Chongqing VIP database. The database was searched up to December 2016 and includes language of English and/or Chinese with the keywords of “obsessive-compulsive disorder” or “OCD,” polymorphism or variant or mutation, “tumor necrosis factor” or “TNF” or “cytokine.”

### 2.3. Criteria for inclusion and exclusion

A strict criterion for inclusion and exclusion was used in this meta-analysis and all selected studies must meet the following inclusion criteria: evaluation of the association between the *TNF* gene polymorphism and OCD susceptibility; case-control study; and detailed genotype data for estimating the odds ratio (OR) and 95% confidence intervals (95% CIs).

Exclusion criteria included repeated study; animal studies; comment, review studies or abstracts; and study with no genotype frequencies.

### 2.4. Data extraction

The data of the eligible studies were extracted by 2 investigators using a standardized data extraction method form from each article, and if a dissent existed between the 2 researchers, discussion would ensue to reach consensus. The following information was extracted: name of the first author, year of publication, country, background, sample size, selection criteria of controls, number of cases and controls, genotype frequency of cases and controls.

### 2.5. Quality assessment

The Newcastle–Ottawa Scale for assessing quality of observational and nonrandomized studies was adopted for quality assessment.

### 2.6. Statistical analysis

The association between *TNF- $\alpha$* -238G/A gene polymorphism and the susceptibility of OCD was anticipated by OR with the corresponding 95% CI under an allele model (G vs A), a dominant model (GG vs AA+AG), a recessive model (GG+AG vs AA), and a codominant model (GG vs AA), and an over-dominant model (GG+AA vs AG). The implication of the pooled OR was determined by Z test. The numerical significance of OR was estimated using Z test, and  $P < .05$  was measured as statistically important. In order to assess the stability of results, sensitivity analysis was done by eliminating 1 single study each time.<sup>[21]</sup> Similarly, Hardy–Weinberg equilibrium was estimated by the  $\chi^2$  test in the controls.<sup>[22]</sup> In order to find publication bias, Begg funnel plot and Egger test was examined.<sup>[23,24]</sup> Also, Egger linear regression test was conducted to estimate funnel plot asymmetry ( $P < .05$  was estimated significant publication bias), and other similar study analyses were done by using STATA version 12.0 software (Stata Corporation, College Station, TX). It was analyzed that all tests were 2-sided and the significance levels were found to be 0.05.

## 3. Results

### 3.1. Search results and characteristics of the included studies

A database was used to shortlist 691 potentially relevant articles, from which a total of 676 papers were identified for further

evaluation. Afterwards, a more exhaustive reading and analysis helped to remove 653 potentially relevant articles, which were rejected because of their obvious irrelevance to the purpose of this study. Ultimately, 4 studies including 435 cases and 1073 controls were incorporated in our meta-analysis. The flow chart of the search method is shown in Fig. 1, while the individuality and characteristics of these articles are listed in Table 1. All 4 studies provide the numbers of alleles in both cases and controls. In order to test all the polymorphism in the control group, the Hardy–Weinberg equilibrium model was used (Table 2).

### 3.2. Risk of bias assessment

The quality of the studies included in the meta-analysis was assessed with the Newcastle–Ottawa Scale, and higher scores reflect better quality of the study methodology. The average score of all studies was above 6 (these results are not shown).

### 3.3. Pooled analyses

**3.3.1. Association between the *TNF- $\alpha$* -238G/A gene polymorphism and OCD susceptibility.** Fixed-effects model was used in the dominant model and the codominant model, and random-effects model was used in the other models. In general, *TNF- $\alpha$* -238G/A gene polymorphism might lead to a decreased risk of OCD susceptibility (G vs A genotype model: OR=1.01, 95% CI=0.37–2.77,  $P=.981$ ; GG vs AA+AG model: OR=0.93, 95% CI=0.37–2.36,  $P=.879$ ; GG+AG vs AA model: OR=0.22, 95% CI=0.06–0.73,  $P=.014$ ; GG vs AA model: OR=0.21, 95% CI=0.06–0.71,  $P=.012$ ; AG vs AA model: OR=0.29, 95% CI=0.07–1.16,  $P=.081$ ; GG+AA vs AG model: OR=1.17, 95% CI=0.55–2.51,  $P=.683$ ) (Table 3, Fig. 2).

**3.3.2. Publication bias.** The Begg funnel plot and the Egger test were used to evaluate the publication bias. The customized Begg linear regression test and the Egger test detected no major publication bias in the studies included ( $P=.308$ ;  $P=.483$  for GG vs AA+ AG, Fig. 3).

## 4. Discussion

On the basis of most of the included studies, *TNF- $\alpha$*  gene polymorphisms was found to be associated with OCD.<sup>[16]</sup> Our meta-analysis indicates a significant relationship between *TNF- $\alpha$* -238G/A gene polymorphism and OCD risk under the dominant genetic model for 0.22 (95% CI=0.06–0.73,  $P=.014$ ) and codominant genetic model for 0.21 (95% CI=0.06–0.71,  $P=.012$ ). Thereby, the *TNF- $\alpha$* -238G/A gene polymorphism might lead to a decreased risk of OCD susceptibility.

TNF was initially reported to induce programmed cell death or apoptosis.<sup>[25]</sup> The abnormal activation of glutamate receptors leading to the uncontrolled  $Ca^{2+}$  influx through N-Methyl-D-Aspartate (NMDA) receptor channels with the final result of excitotoxicity and impaired neuroplasticity may be enhanced by the abnormally elevated concentrations of inflammatory cytokines together with neuroinflammation. *TNF- $\alpha$*  is a proinflammatory cytokine with an important role in the pathogenesis of many autoimmune and inflammatory diseases.<sup>[26]</sup> *TNF- $\alpha$*  is produced by various types of cells, including macrophages, monocytes, neutrophils, T cells, and NK-cells. The coding region of *TNF- $\alpha$*  gene is located in the major histocompatibility complex (MHC) class III region on chromosome 6 (band p21.3) between the *HLA-B* and *HLA-DR* genes,<sup>[27]</sup> a region that has been found to be associated with OCD.<sup>[16]</sup>

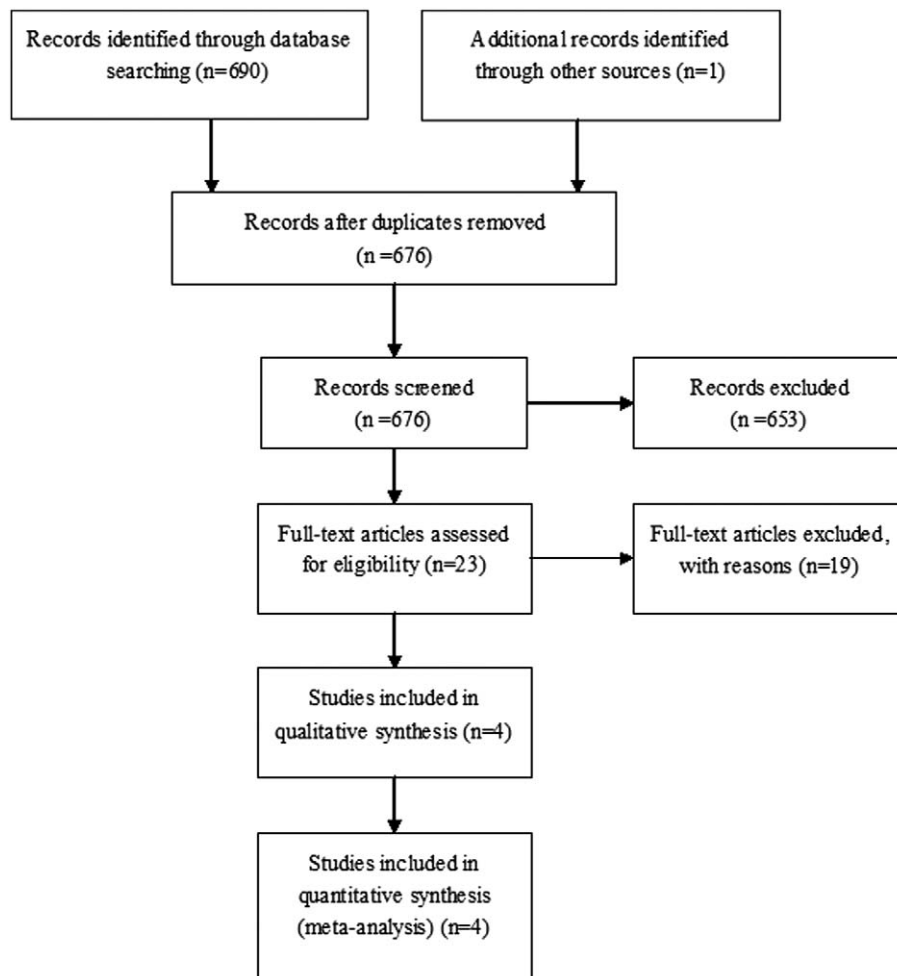


Figure 1. Flow diagram of included/excluded studies.

**Table 1**

**Characteristics of included studies.**

Ref.	Country	Year	Case	Control
Keszler et al <sup>[17]</sup>	Hungary	2014	102	405
Houniea et al <sup>[18]</sup>	Brazil	2008	111	250
Wang et al <sup>[19]</sup>	China	2011	61	93
Jiang et al <sup>[20]</sup>	China	2013	161	325

Peripheral cytokines can tap into the brain through carrier-mediated transport across the blood–brain barrier and influence complex brain functions.<sup>[28]</sup> Leckman et al<sup>[29]</sup> found that TNF- $\alpha$  and interleukin (IL)-12 were elevated in patients with TD and/or OCD compared with control subjects. The study conducted by

Cappi et al<sup>[30]</sup> indicates that the A allele of the TNFA rs361525 polymorphism was significantly associated with OCD subjects. The presence of the A allele may lead to increased transcription of TNF- $\alpha$ . TNF- $\alpha$  was found to be associated with the expression of serotonin transporter involved in the pathogenesis of OCD, as well other psychiatric disorders.

Glutamate has important roles in many normal and abnormal physiological processes. Glutamate systems have been directly or indirectly implicated in mood and anxiety disorders, schizophrenia, substance abuse, and various neurodegenerative disorders. Serafini et al<sup>[31]</sup> recently reported that some glutamate antagonists such as ketamine may act neutralizing these abnormally elevated inflammatory cytokines levels. Most studies demonstrated that the NMDA antagonist ketamine has rapid

**Table 2**

**Genotype and allele distributions in cases and controls.**

Ref.	Cases					Controls					HWE (P)
	GG	GA	AA	A	G	GG	GA	AA	A	G	
Keszler et al <sup>[17]</sup>	92	10	0	10	194	361	42	2	46	764	.52
Houniea et al <sup>[18]</sup>	91	14	6	26	196	234	15	1	17	483	.17
Wang et al <sup>[19]</sup>	58	3	0	3	119	81	12	0	12	174	.51
Jiang et al <sup>[20]</sup>	151	9	1	11	311	291	33	1	35	615	.95

HWE = Hardy–Weinberg equilibrium.

**Table 3**

Main results of the pooled ORs in the meta-analysis for the association between the *TNF-α*-238G/A polymorphism and OCD.

Genetic model	OR (95% CI)	Z	P	I <sup>2</sup> %	P <sub>het</sub> <sup>*</sup>	Effect model
G vs A	1.01 (0.37–2.77)	0.02	.981	85.2	.000	Random
GG vs AA+AG	0.93 (0.37–2.36)	0.15	.879	80.6	.001	Random
GG+AG vs AA	0.22 (0.06–0.73)	2.46	.014	26.2	.258	Fixed
GG vs AA	0.21 (0.06–0.71)	2.51	.012	31.6	.232	Fixed
AG vs AA	0.29 (0.07–1.16)	1.75	.081	0.0	.568	Fixed
GG+AA vs AG	1.17 (0.55–2.51)	0.41	.683	68.6	.023	Random

\* P<sub>het</sub> = P value for heterogeneity.

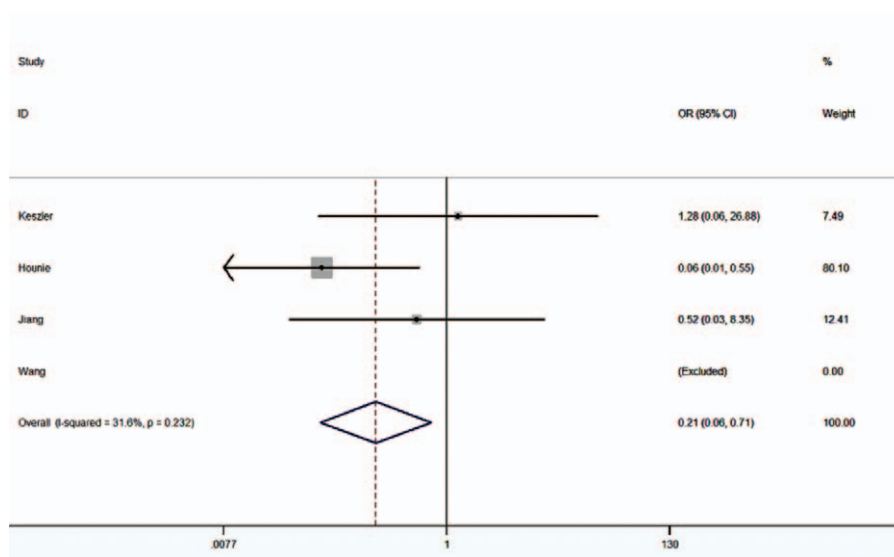


Figure 2. Forest plot of the susceptibility of OCD associated with *TNF-α*-238G/A (GG vs AA).

antidepressant effects in TRD patients, confirming the active role of glutamate in the pathophysiology of this complex condition. Ketamine has been demonstrated to be rapidly effective and was associated with a significant clinical improvement in depressive symptoms within hours after administration. Also, ketamine was also found to be effective in reducing suicidality in TRD samples.

The current study presents a detailed analysis of the association between the *TNF-α* gene polymorphism and OCD susceptibility, but this present meta-analysis has certain limitations, which could

influence the results. First, this meta-analysis was based on a relatively small number of studies, and only 4 studies were incorporated in our meta-analysis. Second, we confined our studies to published studies in English and Chinese, and thus did not include the unpublished researches; as a result, related articles published in other language or unpublished studies were left out and this method could lead to the oversight of some related studies concerning the relationship between the *TNF-α*-238G/A gene polymorphism and OCD susceptibility. Third, we could not test for the gene and environment interactions due to the lack of sufficient studies. Fourth, the detailed genetic data in different age and gender were insufficient in the studies of this meta-analysis, so there is no analysis about different age and gender. In the future, we will continue to collect the detailed genetic data in different age and gender for further analysis.

Apart from these drawbacks, this is the first meta-analysis that has been performed to examine the relationship between the *TNF-α*-238G/A gene polymorphism and OCD. In addition, the relationship between the *TNF-α*-238G/A gene polymorphism and OCD susceptibility is statistically more persuasive than any single study. But this issue must be further investigated in order to ascertain the relationship between other related variables with the susceptibility to OCD.

### 5. Conclusion

This study evaluated the association between *TNF-α*-238G/A gene polymorphism and OCD susceptibility. *TNF-α*-238G/A

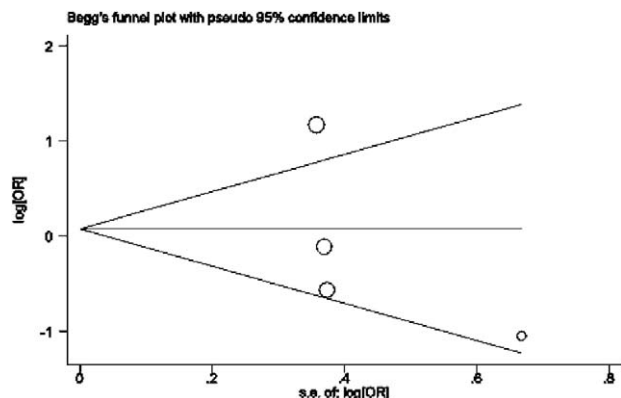


Figure 3. Begg funnel plot for publication bias test (GG vs AA/AG).

gene polymorphism might lead to a decreased risk of OCD susceptibility.

## Acknowledgment

We thank all our colleagues working in Hebei Center for Disease Control and Prevention.

## References

- [1] Abramowitz JS, Taylor S, McKay D. Obsessive-compulsive disorder. *Lancet* 2009;374:491–9.
- [2] Stewart SE, Yu D, Scharf JM, et al. Genome-wide association study of obsessive-compulsive disorder. *Mol Psychiatry* 2013;18:788–98.
- [3] Kessler RC, Berglund P, Demler O, et al. Lifetime prevalence and age-of-onset distributions of DSM-IV disorders in the National Comorbidity Survey Replication. *Arch Gen Psychiatry* 2005;62:593–602.
- [4] Ruscio AM, Stein DJ, Chiu WT, et al. The epidemiology of obsessive-compulsive disorder in the National Comorbidity Survey Replication. *Mol Psychiatry* 2010;15:53–63.
- [5] DuPont RL, Rice DP, Shiraki S, et al. Economic costs of obsessive-compulsive disorder. *Med Interface* 1995;8:102–9.
- [6] Jonnal AH, Gardner CO, Prescott CA, et al. Obsessive-compulsive symptoms in a general population sample of female twins. *Am J Med Genet* 2000;96:791–6.
- [7] Gray SM, Bloch MH. Systematic review of proinflammatory cytokines in obsessive-compulsive disorder. *Curr Psychiatry Rep* 2012;14:220–8.
- [8] Weizman R, Laor N, Barber Y, et al. Cytokine production in obsessive-compulsive disorder. *Biol Psychiatry* 1996;40:908–12.
- [9] Brambilla F, Perna G, Bellodi L, et al. Plasma interleukin-1 $\beta$  and tumor necrosis factor concentrations in obsessive compulsive-disorders. *Biol Psychiatry* 1997;42:976–81.
- [10] Denys D, Fluitman S, Kavelaars A, et al. Decreased TNF- $\alpha$  and NK activity in obsessive-compulsive disorder. *Psychoneuroendocrinology* 2004;29:945–52.
- [11] Monteleone P, Catapano F, Fabrazzo M, et al. Decreased blood levels of tumor necrosis factor-alpha in patients with obsessive-compulsive disorder. *Neuropsychobiology* 1998;37:182–5.
- [12] Konuk N, Tekin IO, Ozturk U, et al. Plasma levels of tumor necrosis factor-alpha and interleukin-6 in obsessive compulsive disorder. *Mediators Inflamm* 2006;2007:309–26.
- [13] Ravindran AV, Griffiths J, Merali Z, et al. Circulating lymphocyte subsets in obsessive compulsive disorder, major depression and normal controls. *J Affect Disord* 1999;52:1–0.
- [14] Lüleyp H, Onatoğlu D, Tahiroğlu A, et al. Association between obsessive compulsive disorder and tumor necrosis factor- $\alpha$  gene -308 (G>A) and -850 (C>T) polymorphisms in Turkish children. *Balkan J Med Genet* 2016;15:61–6.
- [15] Jiang C, Li Z, Chen P, et al. Association between the tumor necrosis factor- $\alpha$ -308G/A gene polymorphism and HIV-1 susceptibility: a meta-analysis. *AIDS Res Hum Retroviruses* 2015;31:859–65.
- [16] Hanna GL, Veenstra-VanderWeele J, Cox NJ, et al. Genome-wide linkage analysis of families with obsessive-compulsive disorder ascertained through pediatric probands. *Am J Med Genet* 2002;114:541–52.
- [17] Keszler G, Kruk E, Kenezloi E, et al. Association of the tumor necrosis factor-308 A/G promoter polymorphism with Tourette syndrome. *Int J Immunogenet* 2014;41:493–8.
- [18] Houniea AG, Cappia C, Cordeiroa Q, et al. TNF-alpha polymorphisms are associated with obsessive-compulsive disorder. *Neurosci Lett* 2008;442:86–90.
- [19] Wang XM, Xiao ZP, Yu SY, et al. No association between tumor necrosis factor alpha and obsessive compulsive disorder in Chinese Han population. *Med Bull Shanghai Jiaotong Univ* 2011;23:1–9.
- [20] Jiang WH, Zhang XH, Tian B, et al. Association between obsessive-compulsive disorder (OCD) and polymorphisms of -238G/A and -308G/A in tumor necrosis factor-alpha (TNF- $\alpha$ ) gene in Chinese Han population. *Progr Modern Biomed* 2013;13:2415–9.
- [21] Chootrakool H, Shi JQ, Yue R. Meta-analysis and sensitivity analysis for multi-arm trials with selection bias. *Stat Med* 2011;30:1183–98.
- [22] Munafo' MR, Clark TG, Flint J. Assessing publication bias in genetic association studies: evidence from a recent meta-analysis. *Psychiatry Res* 2004;129:39–44.
- [23] Begg CB, Mazumdar M. Operating characteristics of a rank correlation test for publication bias. *Biometrics* 1995;50:1088–101.
- [24] Egger M, Smiyh GD, Schneider M, et al. Bias in meta-analysis detected by a simple, graphical test. *BMJ* 1997;315:629–34.
- [25] O'Malley WE, Achinstein B, Shear MJ. Action of bacterial polysaccharide on tumors. II. Damage of sarcoma 37 by serum of mice treated with *Serratia marcescens* polysaccharide, and induced tolerance. *Nutrition Reviews* 1988;46:389–91.
- [26] Zhang BB, Liu XZ, Sun J, et al. Association between TNF  $\alpha$  gene polymorphisms and the risk of duodenal ulcer: a meta-analysis. *PLoS One* 2013;8:e57167.
- [27] El-Tahan RR, Ghoneim AM, Noha EM. TNF- $\alpha$  gene polymorphisms and expression. *Springerplus* 2016;5:1508.
- [28] Kronfol Z, Remick DG. Cytokines and the brain: implications for clinical psychiatry. *Am J Psychiatry* 2000;157:683–94.
- [29] Leckman JF, Katsovich L, Kawikova I, et al. Increased serum levels of interleukin-12 and tumor necrosis factor-alpha in Tourette's syndrome. *Biol Psychiatry* 2005;57:667–73.
- [30] Cappi C, Muniz RK, Sampaio AS, et al. Association study between functional polymorphisms in the TNF-alpha gene and obsessive-compulsive disorder. *Arq Neuropsiquiatr* 2012;70:87–90.
- [31] Serafini G, Howland RH, Rovedi F, et al. The role of Ketamine in treatment-resistant depression: a systematic review. *Curr Neuropharmacol* 2014;12:444–61.