

ARTICLE

DOI: 10.1038/s41467-018-03200-4

OPEN

Route to high-energy density polymeric nitrogen *t*-N via He–N compounds

Yinwei Li¹, Xiaolei Feng^{2,3}, Hanyu Liu⁴, Jian Hao¹, Simon A.T. Redfern⁵, Weiwei Lei⁶, Dan Liu⁶ & Yanming Ma^{2,7}

Polymeric nitrogen, stabilized by compressing pure molecular nitrogen, has yet to be recovered to ambient conditions, precluding its application as a high-energy density material. Here we suggest a route for synthesis of a tetragonal polymeric nitrogen, denoted *t*-N, via He–N compounds at high pressures. Using first-principles calculations with structure searching, we predict a class of nitrides with stoichiometry HeN₄ that are energetically stable (relative to a mixture of solid He and N₂) above 8.5 GPa. At high pressure, HeN₄ comprises a polymeric channel-like nitrogen framework filled with linearly arranged helium atoms. The nitrogen framework persists to ambient pressure on decompression after removal of helium, forming pure polymeric nitrogen, *t*-N. *t*-N is dynamically and mechanically stable at ambient pressure with an estimated energy density of ~11.31 kJ/g, marking it out as a remarkable high-energy density material. This expands the known polymeric forms of nitrogen and indicates a route to its synthesis.

¹School of Physics and Electronic Engineering, Jiangsu Normal University, Xuzhou 221116, China. ²State Key Laboratory of Superhard Materials, College of Physics, Jilin University, Changchun 130012, China. ³Department of Earth Sciences, University of Cambridge, Downing Street, Cambridge CB2 3EQ, UK. ⁴Geophysical Laboratory, Carnegie Institution of Washington, Washington, DC 20015, USA. ⁵Center for High Pressure Science and Technology Advanced Research (HPSTAR), Shanghai 201203, China. ⁶Institute for Frontier Materials, Deakin University, Waurn Ponds, VIC 3216, Australia. ⁷International Center of Future Science, Jilin University, Changchun 130012, China. Correspondence and requests for materials should be addressed to Y.L. (email: yinwei_li@jsnu.edu.cn) or to H.L. (email: haliu@carnegiescience.edu) or to S.A.T.R. (email: satr@cam.ac.uk)

Nitrogen-rich compounds have attracted considerable attention due to their potential as high-energy density materials (HEDM), with considerable energy storage or release upon rearrangement of bonding within and between associated nitrogen molecules. The triply-bonded di-nitrogen molecule, $\text{N}\equiv\text{N}$, displays one of the strongest chemical bonds known in nature. Thus, diatomic nitrogen, as encountered at ambient conditions, is chemically inert and a huge amount of energy is needed to transform its triple bond into singly bonded, $\text{N}-\text{N}$, nitrogen. Conversely, the transformation of compounds containing singly bonded nitrogen into triply bonded material is accompanied by a huge release of energy. While crystalline nitrogen at cryogenic temperatures and ambient pressure is dominated by weak van der Waals forces that are responsible for packing of its molecular structure, polymeric nitrogen-rich crystals result when N_2 is transformed into single- or double-bonded poly-nitrogen crystals, which are metastable with respect to the triple bond molecule. The large energy difference between a molecule of N_2 bonded with the single bond (~ 160 kJ/mol) and the triple bond (approaching 1 MJ/mol) means that this transformation has an energy release higher than that of any other known non-nuclear explosive reaction.

The synthesis of singly bonded polymeric nitrogen compounds is particularly challenging, however. While azides, with linear N_3 radicals, have been synthesized rather easily for well over a century, true poly-nitrogen molecules or clusters are highly metastable and can, thus far, only be produced by transformation of molecular nitrogen at pressures >110 GPa. A singly bonded phase of nitrogen was first predicted from computational simulation a quarter century ago¹, but it took more than a decade before this cubic gauche allotrope of nitrogen (*cg-N*) was synthesized by high-pressure/temperature methods at >110 GPa and found to be metastable to lower pressure at least down to 25 GPa^{2,3}. Several new polymeric nitrogen forms have subsequently been predicted at high pressures, such as the *Cmcm* chain⁴ phase, chaired web⁵, *cis-trans* chain⁶, layered *Pba2*⁷, helical tunnel $P2_12_12_1$ ^{7,8}, cage-like diamondoid N_{10} ⁹ and $P4/nbm$ ¹⁰. Of these, the existence of the layered *Pba2* phase, predicted computationally, was subsequently confirmed by experiment using laser-heated diamond anvil cells at pressures between 120 and 180 GPa¹¹. Other allotropes of nitrogen formed of N_6 or N_8 ¹²⁻¹⁴ molecules containing single and double bonds have also been suggested by more recent computational studies. While these materials are also only stable at high pressure, metadynamics calculations suggest that they may be thermally metastable down to ambient conditions. This has yet to be confirmed experimentally, however, and the challenge remains to recover and preserve polymeric nitrogen compounds at room temperature and pressure.

Nitrogen-rich compounds provide an alternative route to the synthesis of materials with single or double nitrogen bonds at ambient conditions. Attention has focused, thus far, on the lower pressure limits of thermodynamic stability of compounds such as LiN_3 ^{15,16}, NaN_3 ¹⁷, KN_3 ¹⁸⁻²¹, $\text{CO}-\text{N}_2$ ²², C_3N_{12} ²³, LiN_5 ²⁴, and N_2H ²⁵. Boron nitride-related materials have also been explored as potential high-energy density materials²⁶. The high-pressure structures predicted by such approaches do not, however, comprise pure polymeric nitrogen molecules, but are instead boron-nitrogen intercalated compounds. An alternative approach, adopted here, is to search for nitrogen-rich compounds which comprise polymeric nitrogen molecules co-existing with other elements, but in which the secondary atoms do not form a direct part of the polymer network. Such secondary atoms may act as a template or former but could be removed in experimental procedures after a first stage of synthesis, in which they are present, to produce a pure nitrogen polymolecular material.

Ab initio structural prediction can now reliably search for previously unknown or unsynthesized crystalline materials. The work on boron nitrides²⁶ provides a useful illustration of the approach. A similar approach can be used to explore the phase stability and structure-property relations of compounds in the He_xN_y system. The possibility of stable compounds of helium, in this case with nitrogen, also impinges upon another long-standing question—the extent to which helium is noble and unable to form compounds due to its intrinsic inertness. Recently, Dong et al.²⁷ demonstrated the existence of He-Na-electrides in their discovery of a stable Na_2He compound—a fluorite-like structure that is stabilized by high pressure. The possibility that helium can form more complicated compounds has also been indicated by the suggestion that it can react with H_2O to form bonded high-pressure solids with structural helium, rather than simply filling interstices in an ice²⁸. Similar indications from noble gas nitrides, stabilized at high pressure, have also been noted in earlier work^{29,30}. For helium-nitrogen compounds in particular, the closed-shell van der Waals compound $\text{He}(\text{N}_2)_{11}$ was crystallized at high pressure from a wide composition range of N_2 -He mixtures, but not found to contain polymeric nitrogen³¹.

Here, we report ab initio structure prediction calculations on the entire composition range of the helium-nitrogen system reveal the existence of a number of energetically stable He_xN_y compounds as a function of pressure. In particular, phonon calculations demonstrate three polymorphs of HeN_4 that are dynamically stable over a wide range of pressures. They show increased polymerization and single-bond character on increasing pressure. The highest-pressure polymorph comprises a completely polymerized nitrogen framework structure with interstitial helium. We show that the nitrogen framework can be preserved to ambient pressure after removal of helium, to form a new pure nitrogen polymeric solid. This nitrogen polymeric solid, denoted *t-N*, is dynamically stable at ambient pressure.

Results

Ab initio structure prediction. Ab initio structure predictions for He_xN_y were performed using the particle swarm optimization technique implemented in the CALYPSO code^{32,33}. CALYPSO has been used to investigate a great variety of materials at high pressures³⁴⁻⁴⁰. We have performed structure searches on He_xN_y ($x = 1-4$ and $y = 1-9$) at 0, 25, 50 and 100 GPa with maximum simulation cells up to 4 formula units (f.u.) for each fixed-composition. Figure 1a shows the results of structure search at ambient pressure, in terms of the enthalpies of formation of He_xN_y compounds, both with and without the inclusion of vdW corrections in the calculation of enthalpy. Here the formation enthalpy is defined as $\Delta H = H(\text{He}_x\text{N}_y) - [xH(\text{He}) + yH(\text{N})]$ in unit of eV/atom. The enthalpy across the composition range is rather flat, with no obvious compound more stable than the others and all showing a positive enthalpy of mixing compared with a simple chemical mixture of helium and nitrogen. On increasing pressure, however, the stabilization of a nitrogen-rich compound of stoichiometry HeN_4 becomes apparent, as can be seen for the equivalent figure for calculations performed at 25 GPa (Fig. 1b) and 50 GPa (Fig. 1c). HeN_4 is enthalpically stable with respect to break down to $\text{He} + 4\text{N}$ under these conditions. The inset in Fig. 1d indicates that HeN_4 is stable with respect to a chemical mixture of He and N_2 at pressures as low as 8.5 GPa. It is interesting to note that HeN_4 becomes enthalpically unstable with respect to breakdown to $\text{He} + 4\text{N}$ above 51 GPa due to the calculated phase transition of pure molecular N_2 to *cg-N* at about 54 GPa, with an associated sharp decrease of its enthalpy (Supplementary Figure 1). In fact, experiments have shown that the

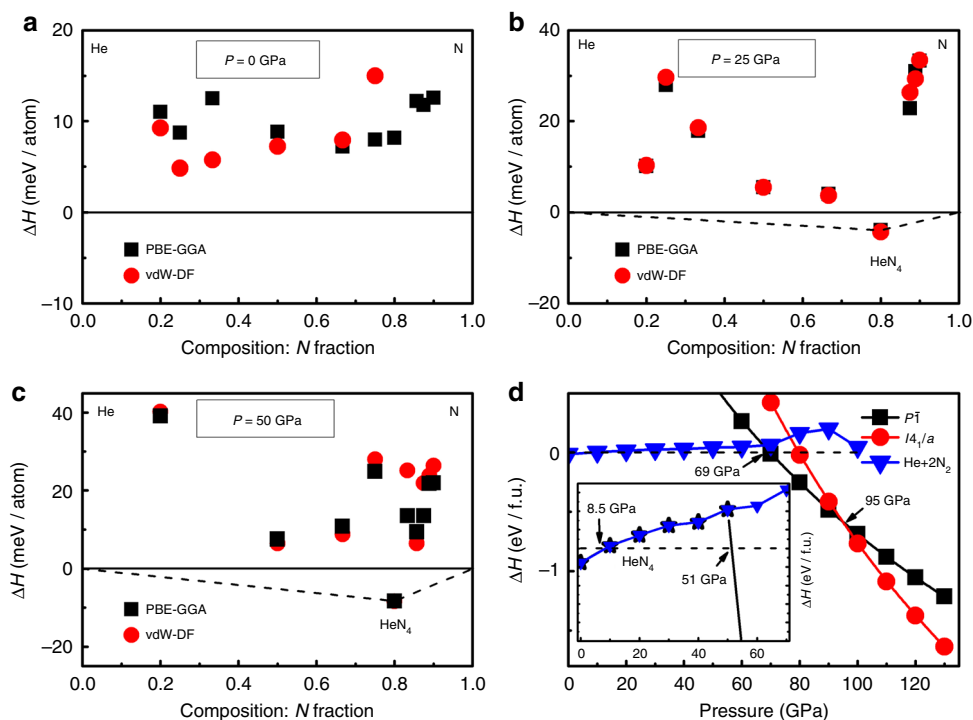


Fig. 1 Thermodynamic stability of the predicted structures. Results from structure searching at 0 **(a)**, 25 **(b)** and 50 **(c)** GPa. Convex hulls are shown as continuous lines, with (red) and without (black) the inclusion of vdW corrections. *hcp*-He⁵⁰ at 0, 25 and 50 GPa, α -N₂⁵¹ at 0 GPa and ϵ -N₂^{52,53} at 25 and 50 GPa were adopted in the calculation. **d** Calculated enthalpy curves of the *I*_{41/a} and *P* $\bar{1}$ structures with respect to the *C*_{2/c} structure for HeN₄ as a function of pressure. The decomposition enthalpy (blue triangles) into *hcp*-He plus molecular N₂ (α -N₂ at 0 GPa and ϵ -N₂ above 0 GPa) was also plotted. Inset in **d** is an enlarged view of the decomposition enthalpy in pressure range 0–70 GPa. Black stars in inset represents the decomposition enthalpy curves of HeN₄ into (He + 4 N) as a function of pressure, where *cg*-N was considered at pressures above 54 GPa

existence of a large activation barrier prevents the transformation from molecular N₂ to *cg*-N, which means that molecular N₂ can exist metastably up to 110 GPa^{2,3}. Taking the formation enthalpy calculations into account, the stable pressure range of HeN₄ extends up to at least 110 GPa (Fig. 1d).

Polymorphism of HeN₄ at high pressure. Across the pressure range, three stable structures of HeN₄ are found, corresponding to *C*_{2/c}, *P* $\bar{1}$ and *I*_{41/a} symmetries on increasing pressure. The optimized lattice parameters of these three structures at selected pressures have been listed in Supplementary Table 1. The lowest-pressure, monoclinic, phase comprises two interpenetrating lattices of He atoms and N₂ molecules, with the molecules aligned in a canted arrangement sub-parallel to the *a*-axis of the monoclinic unit cell, and a N–N bond length of 1.107 Å at 25 GPa, corresponding to a triple bond of nitrogen. There is no evidence of polymerization of the nitrogen dimer network (Fig. 2a), nor of charge transfer between the nitrogen molecules and the helium atoms (Supplementary Table 3). The shortest inter-molecular nitrogen–nitrogen distance is 2.63 Å. The phonon dispersion curves for this structure confirm the molecular nature of N₂, resulting in a very high energy flat optic mode lying above 70 THz associated with the intramolecular nitrogen stretch (Fig. 3a). All other modes lie at low frequency, due to the weak N₂–N₂, N₂–He and He–He interactions. These results are in consistent with our calculated interaction energy between He and N atoms. As shown in Supplementary Table 6, the low values indicate the rather weak interaction between He and N atoms and HeN₄ is typical a vdW closed shell compound. Electronic band structures show that the *C*_{2/c} phase of HeN₄ is an insulator with a large indirect band gap of 5.33 eV at 25 GPa (Supplementary Figure 2a). The existence of

this phase does, however, extend the known range of expected helium compounds, and bears further investigation in its own right within the context of understanding the limits of nobility of light noble gas elements. Given it does not represent a likely high energy density nitride, however, we have not explored its likely behavior on removal of the helium from the structure, as we do below for the tetragonal compound.

Increasing pressure leads to the transformation to a triclinic *P* $\bar{1}$ polymorph at 69 GPa in which the He atoms are arranged in layers parallel to (001). Within these layers the He atoms run in zig-zag chains parallel to the *a*-axis (Supplementary Figure 3). The nitrogen atoms form a homocyclic double pentagonal ring N₈ molecule with nitrogen atoms lying on four crystallographically distinct sites which we label N1, N2, N3, and N4 with all N–N distances lie around 1.3 Å. The N₈ molecules are planar and all aligned parallel to each other canted by a small angle away from the (1 $\bar{1}$ 0) plane. Mulliken population calculations indicate no charge transfer between nitrogen atoms and helium (Supplementary Table 3), once again demonstrating that the helium and nitrogen networks are rather independent of one another. Charge transfer is seen, however, from N1 to N2, N3 and N4 within the cyclic N₈ molecule, indicative of the single N1–N1 bond and higher strength N1–N2, N1–N3, N2–N4 and N3–N4 bonds. Such charge transfer also results in the absence of lone pair of two N1 atoms, as shown in Fig. 2e. The *P* $\bar{1}$ phase was found to have a small indirect band gap of 1.77 eV at 80 GPa (Supplementary Figure 2b).

The highest-pressure polymorph, tetragonal *I*_{41/a}, becomes energetically most stable at 95 GPa. In this structure all nitrogen atoms are symmetrically equivalent and each is bonded to three other nitrogen atoms in a polyatomic network structure. Rings of

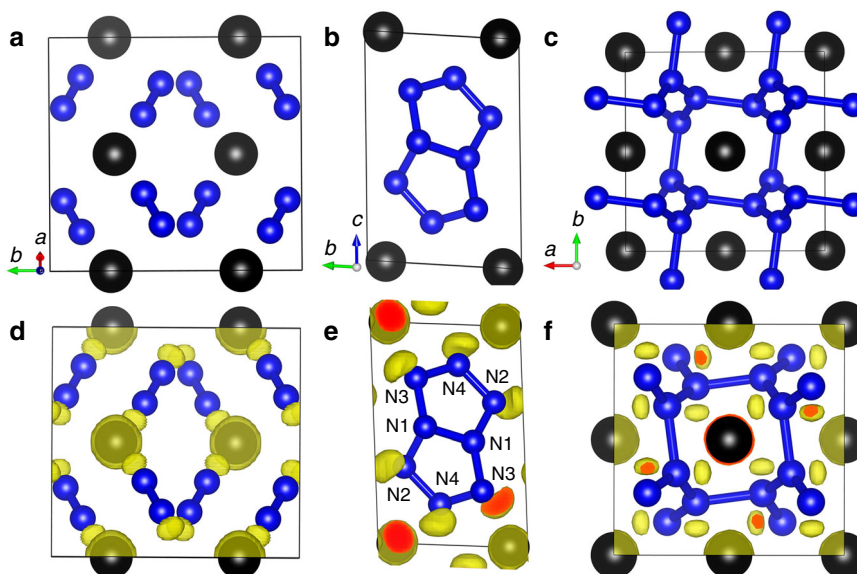


Fig. 2 Crystal structures of HeN₄. Energetically favorable structures of HeN₄ with space groups C2/c (a), $\bar{P}1$ (b) and I4₁/a (c). Small blue and large black spheres represent N and He atoms, respectively. Three-dimensional valence electron localization functions with isosurface value of 0.95 for the C2/c structure (d), and of 0.9 for the $\bar{P}1$ (e) and the I4₁/a (f) structures

ten nitrogen atoms are linked by 8-fold rings in a three-dimensional framework that displays channels running parallel to each crystallographic axis (Fig. 2c and Supplementary Figure 4). Along *a* and *b*-axes, these channels are formed by the 10-fold rings, while along *c*-axis they are formed of 8-fold rings. Each nitrogen is bonded to three others with two at a distance of 1.28 Å with the third lying slightly further away at 1.43 Å. The three bond angles made at each central nitrogen atom to the adjacent triplet of nitrogen atoms are 110°, 114° and 132°. No charge transfer between nitrogen and helium was found (Supplementary Table 3), indicating weak interaction between the nitrogen single bond network structure and the helium atoms lying within the channels in the structure. The phonon dispersion curves for the I4₁/a structure indicate rather a broad phonon density of states and strong dispersion of both optic and acoustic phonons, with some indication of incipient softening at the Z-point of the Brillouin zone, indicative of the potential for a displacive phase transition to lower symmetry doubled unit cell structure. The band structure calculations reveal an indirect band gap of 3.4 eV at 100 GPa, indicating the semiconducting nature of the I4₁/a phase (Supplementary Figure 2c).

Tetragonal polymeric nitrogen *t*-N. Given the weakness of the interaction between the channel-filling helium atoms and the nitrogen polymeric framework of the I4₁/a HeN₄ structure, we explored the effect of removing He atoms from this tetragonal phase, and the resultant nature of the bare nitrogen structure, which we denote *t*-N (tetragonal nitrogen), at ambient pressure. This simulates the new potential chemical route to synthesis of an ambient pressure polymeric nitrogen structure. Metastable preservation of the I4₁/a HeN₄ structure to lower pressure, followed by extraction of helium from the channel sites of that structure, would result in the new ambient-pressure *t*-N phase. In fact, a similar methodology has recently been used to synthesize a new allotrope of silicon⁴¹. Experiments demonstrated that Na atoms can be removed from the high-pressure compound Na₄Si₂₄ by a thermal degassing or volatilization process, forming a new orthorhombic allotrope Si₂₄⁴¹. Interestingly, Na₄Si₂₄ consists of a channel-like *sp*³ silicon structure filled with linear Na chains, and

hence is structurally similar to I4₁/a HeN₄. Therefore, we conclude that it is likely possible to synthesize *t*-N by removing He atoms from I4₁/a HeN₄ via diffusion and degassing along the channels.

Discussion

The I4₁/a pure nitrogen structure retains the same nitrogen topology and framework as that of the I4₁/a HeN₄ phase, but with helium atoms (obviously) absent. The volume collapse is found to be only 6.6% by removing He atoms, which provides further support for the weak interactions between He atoms and nitrogen polymeric framework. The framework is identical, but depressurization to ambient pressure results in increases of bond lengths in the low-pressure lower-density structure. In the *t*-N I4₁/a structure, nitrogen atoms remain symmetrically equivalent, on the Wyckoff 16*f* position, and now each nitrogen is bonded to three others with two at a distance of 1.37 Å with the third lying slightly further away at 1.61 Å. *t*-N was calculated to have an indirect band gap of 1.7 eV.

The calculated phonon dispersion curves (Fig. 4b) and elastic constants (Supplementary Table 4) confirm the dynamical and mechanical stabilities of *t*-N at ambient pressure. This fact demonstrates that the removal of He atoms from HeN₄ does not affect the lattice stability of the N framework. Our first-principles molecular dynamics simulations show that the I4₁/a structure is thermally stable up to 1000 K (Supplementary Figure 5). The existence of such thermal stability, together with the high-pressure range over which we predict *t*-N to be stable, indicate that it might well be possible to synthesize this compound within the diamond anvil cell.

We have carried out a topological analysis of all-electron charge density of *t*-N using the quantum theory of atoms-in-molecules. Note that one of the N-N bond-lengths (1.61 Å) in the *t*-N I4₁/a structure, is longer than the value of 1.41 Å found for the *cg*-N structure at ambient pressure. To investigate these bonding feature, we have calculated the Laplacian $\nabla^2\rho(r)$ of N-N bonds in the *t*-N I4₁/a structure, as shown in Table 1. The $\nabla^2\rho(r)$ of the short and long nitrogen interactions are -26.306 and $-0.869 \text{ e}^- \text{ \AA}^{-5}$, respectively. This shows the obvious hints of

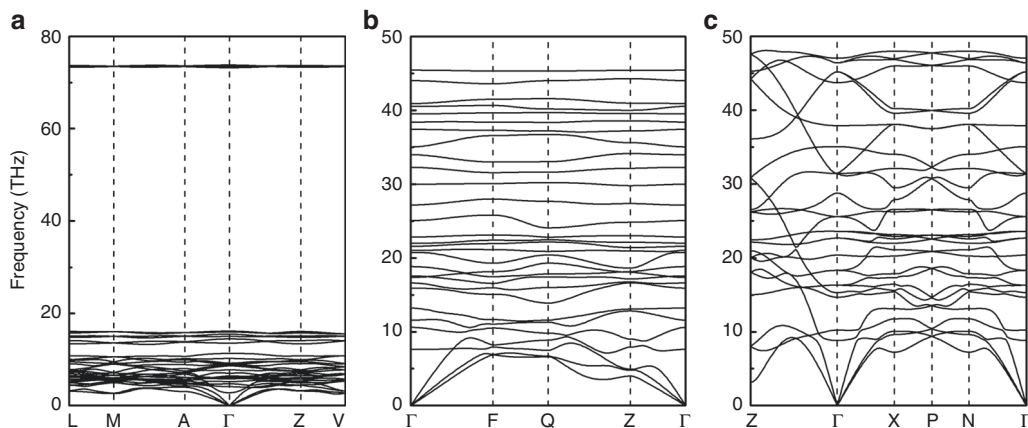


Fig. 3 Phonon dispersions of HeN₄. Phonon dispersions of HeN₄ with the C2/c structure at 25 GPa (a), the P̄1 structure at 80 GPa (b) and the I₄/a structure at 100 GPa (c)

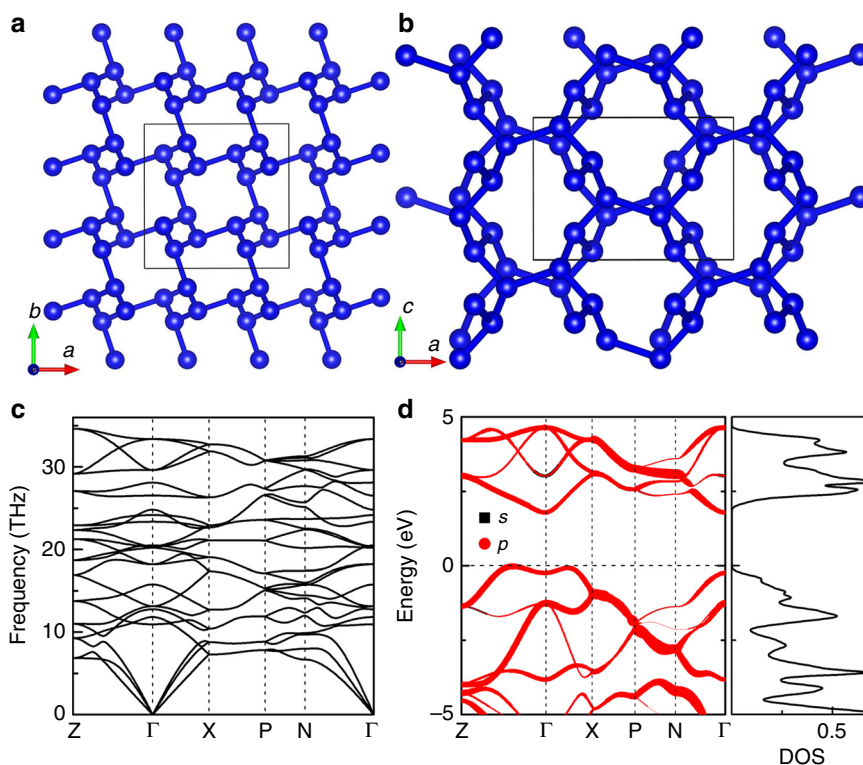


Fig. 4 Crystal structure, phonon dispersion and electronic band structure of t-N. **a** Crystal structure of t-N viewed along *c*-axis and **b** *b*-axis. **c** and **d** are phonon dispersions and electronic band structure of t-N at ambient pressure, respectively

covalent interactions between nitrogen atoms. These results indicate the t-N I₄/a phase is indeed a 3D nitrogen polymeric bonded structure.

Our results extend the boundaries of known helium-compounds, in particular suggesting that helium may form compounds with elements such as nitrogen at sufficiently high pressures. Given the generation of abundant helium in stars like the sun, leading to the fact that it is the second most abundant element in the Milky Way galaxy, for example, this suggests that helium compounds may indeed exist deep within icy moons and planets, as phases previously unrecognized. The existence of helium-nitrogen phases, with nitrogen the seventh most abundant element in our galaxy, seems increasingly likely in the light of our calculations.

Table 1 Topological analysis of N-N bonding in the I ₄ /a structure at ambient pressure				
	<i>d</i> (Å)	Multiplicity	ρ (e ⁻ Å ⁻⁵)	$\nabla^2\rho$ (e ⁻ Å ⁻⁵)
N-N	1.37	2	2.42	-26.306
	1.61	1	1.41	-0.869

Unlike the ionic nature of He-Na bonds predicted in Na₂He²⁷, the bond between helium and nitrogen remains weak in the materials under study here, which gives rise to the possibility to generate polymeric pure nitrogen by extraction of the

helium within the structure, leading to the new *t*-N polymeric nitrogen phase. Total energy calculations using DFT show that *t*-N possesses an enthalpy higher than *cg*-N by 0.14 eV/atom at ambient pressure, thus the reversion of *t*-N to gaseous N₂ would be accompanied by very significant release of energy, leading to the suggestion that this structure could represent a very high energy density solid, unlike any previously seen. At the PBE-GGA level, the energy difference of 1.642 eV/atom between *t*-N and diatomic nitrogen corresponds to an energy density of ~11.31 kJ/g, significantly higher than that (9.7 kJ/g) predicted for *cg*-N.

Finally, we considered the relationship of *t*-N to the experimentally reported He(N₂)₁₁ phase³¹, for which a later X-ray diffraction study⁴² proposed a hexagonal structure. This has 46 atoms in the unit cell with orientationally disordered N₂ molecules. We have constructed a model ordered structure for this phase of He(N₂)₁₁ and compute a positive formation enthalpy of ~0.02 eV/atom as compared to a mixture of He and N₂ at 25 GPa. The large number of atoms in the cell and the orientational disorder of N₂ prevents us from arriving at a better measure of its stability with respect to our predicted HeN₄ phase within the present ab initio framework. Nevertheless, we anticipate that HeN₄ is favored at high pressures in He-rich mixtures and may be synthesizable at high pressures. Moreover, we believe our results will stimulate further experiment and theory to revisit this important system at high pressures.

In summary, we have performed extensive first-principles simulations on the crystal structures and their stabilities of He-N system at high pressures. These computational simulations indicate the thermodynamic stability of a previously unrecognized class of nitrogen-rich nitrides with a stoichiometry of HeN₄, stable relative to an equivalent mixture of solid He and N₂ above 8.5 GPa. The HeN₄ compound adopts a structure comprising a polymeric channel-like *sp*³ nitrogen framework filled with chains of helium atoms at pressures above 95 GPa. Further calculations indicated that the nitrogen framework can be preserved to ambient pressure on decompression after the removal of helium atoms, to form a pure polymeric form of nitrogen denoted as *t*-N. Given the indicated metastable persistence of *t*-N at ambient pressure it appears that *I*_{41/a} HeN₄ may be regarded as a clathrate-type structure. Since *I*_{41/a} HeN₄ is more stable than a mixture of He + N₂ at high pressure, it appears that dense packing plays a critical role in helping to stabilize this structure. In these respects, it is akin to the previously reported stable H₂O-He clathrate structure²⁸. Topological analysis indicates the *t*-N *I*_{41/a} phase is a 3-D nitrogen polymeric bonded structure. This *t*-N is dynamically and mechanically stable at ambient pressure and has an estimated energy density of ~11.31 kJ/g, thus represents a very high-energy density material. Most importantly, these results indicate a route to the synthesis of high energy density polymeric nitrogen, via the He-bearing phase, since the He-N bonding interaction is weak and the channel structure of HeN₄ and *t*-N could facilitate the expulsion of He in a final synthesis step to generate polymeric nitrogen. Such synthesis has yet to be demonstrated experimentally, but our molecular dynamics simulations indicate that *t*-N is dynamically stable to high temperature, allowing the possibility of high-temperature methods in any processing route.

Methods

Ab initio calculations. The fixed-composition structure search was considered converge when >1000 successive structures were generated after a lowest energy structure was found. Ab initio structure relaxations were performed using density functional theory (DFT) with the Perdew-Burke-Ernzerhof (PBE) generalized gradient approximation (GGA) implemented in the Vienna ab initio simulation

package⁴³. Van der Waals density functional^{44–46} method was used in the optimization of selected structures. The all-electron projector augmented wave⁴⁷ pseudopotentials with 1s² and 2s²2p³ valence configurations were chosen for He and N atoms, respectively. An energy cut-off of 500 eV and a Monkhorst-Pack Brillouin zone sampling grid with a resolution of 0.3 Å⁻¹ were used in the structure searches. The low enthalpy structures found were then re-optimized with denser grids better than 0.2 Å⁻¹ and a higher energy cutoff of 700 eV. We performed phonon calculations by the direct supercell method as implemented in the PHONOPY⁴⁸ program to determine the dynamical stability of the studied structures. The crystal structures and electron localization functions (ELF) were drawn using the VESTA⁴⁹ software.

Molecular dynamics. We also performed first-principles molecular dynamics (MD) simulations to examine the thermal stability of the *t*-N *I*_{41/a} structure using the canonical NVT (*N*-number of particles, *V*-Volume and *T*-temperature) ensemble. A 2 × 2 × 2 supercell of 128 atoms was employed. The MD calculations were performed at temperatures of 300 and 1000 K. Each simulation consists of 10,000 time steps with a time step of 1 fs.

Electron charge density. We have carried out a topological analysis of all-electron charge density of *t*-N using the quantum theory of atoms-in-molecules. In this theory, a solid is defined by a zero-flux surface of the electron density gradient ∇ρ(*r*). The charge density distribution ρ(*r*) and its principal curvatures (three eigenvalues of the Hessian matrix) located at the bond critical point (BCP), reveal information about the type and properties of bonding. The second derivative of the electron density (Laplacian) ∇²ρ(*r*) reveals information about the concentration of the electrons at the BCP. It has been shown that the ∇ρ(*r*) and ∇²ρ(*r*) at the BCP are directly related to the bond order and the bond strength.

Data availability. The structural (CIF) data for each predicted phase, and the output of an NVT-MD simulation of *t*-N at temperature ≈ 1000 K and pressure ≈ 1 atm, that support the findings of this study, are available in figshare with identifier DOI:10.6084/m9.figshare.5709826 (also available as <https://figshare.com/s/823fcb2bd8ab014b3f07>).

Received: 27 September 2017 Accepted: 24 January 2018

Published online: 19 February 2018

References

1. Mailhot, C., Yang, L. & McMahan, A. Polymeric nitrogen. *Phys. Rev. B* **46**, 14419 (1992).
2. Eremets, M., Gavriluk, A., Trojan, I., Dzivenko, D. & Boehler, R. Single-bonded cubic form of nitrogen. *Nat. Mater.* **3**, 558 (2004).
3. Gregoryanz, E. et al. High P-T transformations of nitrogen to 170 GPa. *J. Chem. Phys.* **126**, 184505 (2007).
4. Mattson, W. D., Sanchez-Portal, D., Chiesa, S. & Martin, R. M. Prediction of new phases of nitrogen at high pressure from first-principles simulations. *Phys. Rev. Lett.* **93**, 125501 (2004).
5. Zahariev, F., Hooper, J., Alavi, S., Zhang, F. & Woo, T. K. Low-pressure metastable phase of single-bonded polymeric nitrogen from a helical structure motif and first-principles calculations. *Phys. Rev. B* **75**, 140101 (2007).
6. Alemany, M. M. G. & Martins, J. L. Density-functional study of nonmolecular phases of nitrogen: metastable phase at low pressure. *Phys. Rev. B* **68**, 024110 (2003).
7. Ma, Y., Oganov, A. R., Li, Z., Xie, Y. & Kotakoski, J. Novel high pressure structures of polymeric nitrogen. *Phys. Rev. Lett.* **102**, 065501 (2009).
8. Pickard, C. J. & Needs, R. High-pressure phases of nitrogen. *Phys. Rev. Lett.* **102**, 125702 (2009).
9. Wang, X. et al. Cagelike diamondoid nitrogen at high pressures. *Phys. Rev. Lett.* **109**, 175502 (2012).
10. Sun, J., Martinez-Canales, M., Klug, D. D., Pickard, C. J. & Needs, R. J. Stable all-nitrogen metallic salt at terapascal pressures. *Phys. Rev. Lett.* **111**, 175502 (2013).
11. Tomasino, D., Kim, M., Smith, J. & Yoo, C.-S. Pressure-induced symmetry-lowering transition in dense nitrogen to layered polymeric nitrogen (LP-N) with colossal raman intensity. *Phys. Rev. Lett.* **113**, 205502 (2014).
12. Hirshberg, B., Gerber, R. B. & Krylov, A. I. Calculations predict a stable molecular crystal of N₈. *Nat. Chem.* **6**, 52 (2014).
13. Wu, Z., Benchafia, E. M., Iqbal, Z. & Wang, X. N₈-polynitrogen stabilized on multi-wall carbon nanotubes for oxygen-reduction reactions at ambient conditions. *Angew. Chem. Int. Ed.* **126**, 12763–12767 (2014).
14. Greschner, M. J. et al. A new allotrope of nitrogen as high-energy density material. *J. Phys. Chem. A* **120**, 2920–2925 (2016).

15. Zhang, M., Yan, H., Wei, Q., Wang, H. & Wu, Z. Novel high-pressure phase with pseudo-benzene “N₆” molecule of LiN₃. *Eur. Lett.* **101**, 26004 (2013).
16. Wang, X. et al. Polymerization of nitrogen in lithium azide. *J. Chem. Phys.* **139**, 164710 (2013).
17. Zhang, M. et al. Structural and electronic properties of sodium azide at high pressure: A first principles study. *Solid State Commun.* **161**, 13–18 (2013).
18. Li, J. et al. Pressure-induced polymerization of nitrogen in potassium azides. *Eur. Lett.* **104**, 16005 (2013).
19. Zhang, J., Zeng, Z., Lin, H.-Q. & Li, Y.-L. Pressure-induced planar N₆ rings in potassium azide. *Sci. Rep.* **4**, 4358 (2014).
20. Zhang, M., Yan, H., Wei, Q. & Liu, H. A new high-pressure polymeric nitrogen phase in potassium azide. *RSC Adv.* **5**, 11825–11830 (2015).
21. Ji, C. et al. High pressure X-ray diffraction study of potassium azide. *J. Phys. Chem. Solid.* **72**, 736–739 (2011).
22. Raza, Z., Pickard, C. J., Pinilla, C. & Saitta, A. M. High energy density mixed polymeric phase from carbon monoxide and nitrogen. *Phys. Rev. Lett.* **111**, 235501 (2013).
23. Anguang, H. & Fan, Z. A nitrogen-rich C₃N₁₂ solid transformed from cyanuric triazide under high pressure and temperature. *J. Phys. Condens. Matter* **22**, 505402 (2010).
24. Peng, F., Yao, Y., Liu, H. & Ma, Y. Crystalline LiN₅ predicted from first-principles as a possible high-energy material. *J. Phys. Chem. Lett.* **6**, 2363–2366 (2015).
25. Yin, K., Wang, Y., Liu, H., Peng, F. & Zhang, L. N₂H: a novel polymeric hydronitrogen as a high energy density material. *J. Mater. Chem. A* **3**, 4188–4194 (2015).
26. Li, Y., Hao, J., Liu, H., Lu, S. & John, S. T. High-energy density and superhard nitrogen-rich BN compounds. *Phys. Rev. Lett.* **115**, 105502 (2015).
27. Dong, X. et al. A stable compound of helium and sodium at high pressure. *Nat. Chem.* **9**, 440–445 (2017).
28. Liu, H., Yao, Y. & Klug, D. D. Stable structures of He and H₂O at high pressure. *Phys. Rev. B* **91**, 014102 (2015).
29. Kim, M. & Yoo, C.-S. Highly repulsive interaction in novel inclusion D₂-N₂ compound at high pressure: Raman and x-ray evidence. *J. Chem. Phys.* **134**, 044519 (2011).
30. Lotz, H. & Schouten, J. Vibrational line broadening in the mixed solid N₂-Kr: A high-pressure Raman study of the phase diagram. *Phys. Rev. B* **64**, 184101 (2001).
31. Vos, W. L. et al. A high-pressure van der Waals compound in solid nitrogen-helium mixtures. *Nature* **358**, 46–48 (1992).
32. Wang, Y., Lv, J., Zhu, L. & Ma, Y. CALYPSO: A method for crystal structure prediction. *Comput. Phys. Commun.* **183**, 2063 (2012).
33. Wang, Y., Lv, J., Zhu, L. & Ma, Y. Crystal structure prediction via particle-swarm optimization. *Phys. Rev. B* **82**, 094116 (2010).
34. Zhu, L., Liu, H., Pickard, C. J., Zou, G. & Ma, Y. Reactions of xenon with iron and nickel are predicted in the Earth’s inner core. *Nat. Chem.* **6**, 644–648 (2014).
35. Li, Y., Hao, J., Liu, H., Li, Y. & Ma, Y. The metallization and superconductivity of dense hydrogen sulfide. *J. Chem. Phys.* **140**, 174712 (2014).
36. Wang, H., John, S. T., Tanaka, K., Iitaka, T. & Ma, Y. Superconductive sodalite-like clathrate calcium hydride at high pressures. *Proc. Nat. Acad. Sci. USA* **109**, 6463–6466 (2012).
37. Lv, J., Wang, Y., Zhu, L. & Ma, Y. Predicted novel high-pressure phases of lithium. *Phys. Rev. Lett.* **106**, 015503 (2011).
38. Zhu, L. et al. Substitutional alloy of Bi and Te at high pressure. *Phys. Rev. Lett.* **106**, 145501 (2011).
39. Li, Y. et al. Dissociation products and structures of solid H₂S at strong compression. *Phys. Rev. B* **93**, 020103 (2016).
40. Li, Y. et al. Pressure-stabilized superconductive yttrium hydrides. *Sci. Rep.* **5**, 9948 (2015).
41. Kim, D. Y., Stefanoski, S., Kurakevych, O. O. & Strobel, T. A. Synthesis of an open-framework allotrope of silicon. *Nat. Mater.* **14**, 169 (2015).
42. Ninet, S., Weck, G., Loubeyre, P. & Datchi, F. Structural and vibrational properties of the van der Waals compound (N₂)₁₁He up to 135 GPa. *Phys. Rev. B* **83**, 134107 (2011).
43. Kresse, G. & Furthmüller, J. Efficient iterative schemes for ab initio total-energy calculations using a plane-wave basis set. *Phys. Rev. B* **54**, 11169–11186 (1996).
44. Klimeš, J., Bowler, D. R. & Michaelides, A. Van der Waals density functionals applied to solids. *Phys. Rev. B* **83**, 195131 (2011).
45. Dion, M., Rydberg, H., Schröder, E., Langreth, D. C. & Lundqvist, B. I. Van der Waals Density Functional for General Geometries. *Phys. Rev. Lett.* **92**, 246401 (2004).
46. Román-Pérez, G. & Soler, J. M. Efficient implementation of a van der Waals density functional: Application to double-wall carbon nanotubes. *Phys. Rev. Lett.* **103**, 096102 (2009).
47. Kresse, G. & Joubert, D. From ultrasoft pseudopotentials to the projector augmented-wave method. *Phys. Rev. B* **59**, 1758 (1999).
48. Togo, A., Oba, F. & Tanaka, I. First-principles calculations of the ferroelastic transition between rutile-type and CaCl₂-type SiO₂ at high pressures. *Phys. Rev. B* **78**, 134106 (2008).
49. Momma, K. & Izumi, F. VESTA 3 for three-dimensional visualization of crystal, volumetric and morphology data. *J. Appl. Crystallogr.* **44**, 1272–1276 (2011).
50. Henshaw, D. G. Structure of solid helium by neutron diffraction. *Phys. Rev.* **109**, 328 (1958).
51. Venables, J. A. & English, C. A. Electron diffraction and the structure of a-N₂. *Acta Cryst. Sect. B* **30**, 929–935 (1974).
52. Mills, R. L., Olinger, B. & Cromer, D. T. Structures and phase diagrams of N₂ and CO to 13 GPa by x-ray diffraction. *J. Chem. Phys.* **84**, 2837 (1986).
53. Olijnyk, H. High pressure x-ray diffraction studies on solid N₂ up to 43.9 GPa. *J. Chem. Phys.* **93**, 8968 (1990).

Acknowledgements

Y.L. and J.H. acknowledge funding from the National Natural Science Foundation of China under Grant Nos. 11722433 and 11404148. X.F. and Y.M. acknowledge funding from Science Challenge Project at No. TZ2016001, the National Natural Science Foundation of China under Grant No. 11534003, and the National Key Research and Development Program of China under Grant No. 2016YFB0201200. Work at Carnegie was partially supported by EFree, an Energy Frontier Research Center funded by the DOE, Office of Science, Basic Energy Sciences under Award No. DE-SC-0001057. S.A.T.R. acknowledges the support of the UK Natural Environment Research Council under grant NE/P012167/1. The infrastructure and facilities used at Carnegie were supported by NNSA Grant No. DE-NA-0002006, CDAC, W.L. and D.L. acknowledge funding from the Australian Research Council Discovery Early Career Researcher Award scheme (DE150101617 and DE140100716). All the calculations were performed using the High Performance Computing Center of School of Physics and Electronic Engineering of Jiangsu Normal University.

Author contributions

Y.L. designed the project and predicted new structures; Y.L., H.L. and S.A.T.R. conceived the research; Y.L., X.F. and H.L. performed the simulations; all authors analyzed and interpreted the data; Y.L., X.F., H.L. and S.A.T.R. wrote the paper.

Additional information

Supplementary Information accompanies this paper at <https://doi.org/10.1038/s41467-018-03200-4>.

Competing interests: The authors declare no competing financial interests.

Reprints and permission information is available online at <http://npg.nature.com/reprintsandpermissions/>

Publisher’s note: Springer Nature remains neutral with regard to jurisdictional claims in published maps and institutional affiliations.



Open Access This article is licensed under a Creative Commons Attribution 4.0 International License, which permits use, sharing, adaptation, distribution and reproduction in any medium or format, as long as you give appropriate credit to the original author(s) and the source, provide a link to the Creative Commons license, and indicate if changes were made. The images or other third party material in this article are included in the article’s Creative Commons license, unless indicated otherwise in a credit line to the material. If material is not included in the article’s Creative Commons license and your intended use is not permitted by statutory regulation or exceeds the permitted use, you will need to obtain permission directly from the copyright holder. To view a copy of this license, visit <http://creativecommons.org/licenses/by/4.0/>.

© The Author(s) 2018