



Published in final edited form as:

Adv Synth Catal. 2017 August 17; 359(16): 2890–2894. doi:10.1002/adsc.201700438.

Arylation of Azaarylmethylamines with Aryl Chlorides and a NiBr₂/NIXANTPHOS-based Catalyst

Gui Gao^a, Yue Fu^b, Minyan Li^b, Bo Wang^a, Bing Zheng^a, Shicong Hou^a, and Patrick J. Walsh^b

^aDepartment of Applied Chemistry, China Agricultural University, Beijing 100193, P. R. China

^bRoy and Diana Vagelos Laboratories, Penn/Merck Laboratory for High-Throughput Experimentation, Department of Chemistry, University of Pennsylvania, 231 South 34th Street, Philadelphia, Pennsylvania 19104-6323, United States

Abstract

A nickel-catalyzed coupling of azaarylmethylamines with aryl chlorides has been achieved. NIXANTPHOS together with low cost NiBr₂ was successfully developed and optimized to exhibit high reactivity at 2.5 mol % loading. Under optimized reaction conditions, aryl(azaaryl)methylamine products were afforded in good to excellent yields (22 examples, up to 98% yield).

Graphical Abstract



Keywords

NIXANTPHOS; NiBr₂; Arylation; Azaarylmethylamines; Aryl Chlorides

Aryl(azaaryl)methylamines are widely found in pharmaceuticals, bioactive substances and as ligands for metal complexes.^[1] They have attracted significant attention due to their diverse activity against tumors,^[2] viruses,^[3] HIV,^[4] tuberculosis,^[5] iron metabolic disorders,^[6] and cortisol dependent diseases.^[7] Some prominent examples of aryl(azaaryl)methylamines are illustrated in Figure 1. Classic approaches to the synthesis of aryl(azaaryl)methylamines include addition of organometallic reagents to aldimines,^[8] ketimine reduction^[9] and C–N coupling reactions.^[10] An intramolecular aryl rearrangement to give aryl(azaaryl)methylamines was also reported by Clayden and coworkers.^[11] These

Correspondence to: Bing Zheng; Patrick J. Walsh.

Supporting information for this article is available on the WWW under <http://dx.doi.org/10.1002/adsc.201700438>. ((Please delete if not appropriate))

approaches usually required prefunctionalized starting materials or organolithium reagents, which can limit their scope.

Our group, among others, has strived to develop methods for the catalytic functionalization of weakly acidic sp^3 -hybridized C–H bonds via a deprotonative–cross–coupling process (DCCP).^[12] These reactions involve reversible *in-situ* deprotonation of the substrates (pronucleophiles) to generate reactive nucleophiles that undergo transmetalation with the catalyst. Considering the value of aryl(azaaryl)methylamines, we recently introduced an efficient palladium-catalyzed approach for the synthesis of aryl(azaaryl)methylamines via *in-situ* deprotonation of (aminomethyl)pyridines followed by arylation with aryl bromides (Scheme 1). This umpolung approach directly provides the arylated tertiary amines without protecting groups or additional activating groups.

The catalyst for this reaction was based on van Leeuwen's NIXANTPHOS ligand,^[13] which we have shown imparts enhanced reactivity to palladium catalysts under basic conditions where the ligand's N–H is deprotonated.^[14] We were curious if the enhanced reactivity of (NIXANTPHOS)Pd catalysts would translate to other transition metals. We therefore examined the arylation of 2-pyridylmethyl amine with bromobenzene and $\text{LiN}(\text{SiMe}_3)_2$ in the presence of 37 of the most common ligands in cross-coupling chemistry.^[15] As shown in Scheme 2, the catalyst derived from $\text{Ni}(\text{COD})_2$ and NIXANTPHOS proved to be the most active, giving the arylation product in 93% isolated yield.^[16] Although only one pyridylmethylamine was examined with the $\text{Ni}(\text{NIXANTPHOS})$ -based catalyst, the results appeared promising.

An advantage of nickel catalysts over their palladium counterparts is the substantial decrease in cost of Earth-abundant nickel. That said, however, $\text{Ni}(\text{COD})_2$ is far from ideal, because it is both expensive and requires special handling precautions due to its air-sensitivity. To improve upon the palladium-based arylation of azaarylmethylamines in Scheme 1, we desired to develop a nickel-based catalyst using a readily available, air-stable, and inexpensive nickel source. Once identified, we planned to expand the scope beyond the singular nickel-catalyzed example in Scheme 1, and to focus on more economical aryl chlorides.

Herein, we report a highly efficient α -arylation of (aminomethyl)pyridines with aryl chlorides using a catalyst formed from NiBr_2 and NIXANTPHOS (Scheme 3).

Our previous study in Scheme 2 used only bromobenzene as the electrophile. Therefore, using High Throughput Experimentation (HTE) techniques on a 10 μmol scale, we initiated studies of the coupling between 4-(pyridin-2-ylmethyl) morpholine **1a** and 4-*tert*-butyl chlorobenzene **2b** with ligand screening on microscale. A total of 44 electronically diverse mono- and bidentate phosphines were examined using $\text{Ni}(\text{COD})_2$ as metal source, $\text{LiN}(\text{SiMe}_3)_2$ as base, and CPME (cyclopentyl methyl ether) as solvent at 110 °C for 12 h (see Supporting Information pg S2 for details). The two most promising ligands from this screen were NIXANTPHOS (**L1**) and JohnPhos (**L2**).^[17] We continued with a second lab scale (0.1 mmol) screen examining nickel sources [NiBr_2 , Cp_2Ni , $\text{Cl}_2\text{Ni}(\text{PPh}_3)_2$ and $\text{Ni}(\text{COD})_2$ (5 mol % each)], NIXANTPHOS and JohnPhos, and 3 solvents [CPME, dioxane

and toluene] with $\text{LiN}(\text{SiMe}_3)_2$, 110 °C for 12 h (see Supporting Information pg S5 for details). The top Ni/ligand/solvent combination from this screen was $\text{NiBr}_2/\text{NIXANTPHOS}/$ toluene, affording product **3ab** in 97% assay yield (AY) (Table 1, entry 1). Reducing the catalyst loading to 2.5 and 1 mol % led to 95 and 43% AY (entries 2 and 3). Next, we examined the impact of temperature and found the AY dropped to 75% at 80 °C (entry 4). Reducing the base equivalents from 2 to 1 equiv. led to a significant drop in yield to 22% AY (entry 2). Changing the reaction concentration from 0.1 M to 0.2 M or 0.05 M resulted in a drop in the AY's (76 and 80% yield, entries 5 and 6, respectively).

With the optimized conditions in hand (Table 1, entry 2), the scope of 4-(pyridin-2-ylmethyl)morpholine **1a** and different aryl chlorides **2** was explored (Table 2). The product **3aa** was generated from chlorobenzene in 95% yield. Replacing aryl chloride **2a** with its aryl bromide counterpart **2a'** led to a drop in the yield to 79%. It should be noted, however, that these conditions were optimized for aryl chlorides. Alkyl substituted aryl chlorides 4-^tBu (**2b**) and 4-methyl (**2c**) also furnished products in excellent yields (90 and 89%, respectively, for **3ab** and **3ac**). Electron rich 4-chloroanisole (**2d**) was successfully coupled, delivering **3ad** in 93% yield. 4-Fluorochlorobenzene (**1e**) also underwent coupling in 61% yield to provide **3ae**, although the Ni loading had to be increased to 5 mol %. The sterically hindered 1-naphthyl chloride reacted in 62% yield to provide the expected product (**3af**). Aryl chlorides bearing either 3-methyl or 3-trifluoromethyl groups were suitable cross-coupling partners, furnishing tolyl (**3ag**) and trifluorotolyl (**3ah**) products in 88 and 98% yield, respectively. The substrate 4-chlorobenzophenone could undergo addition of the lithiated pyridyl amine to the carbonyl group. We were pleased to find, however, that the Ni(NIXANTPHOS)-based system exhibited excellent selectivity, providing the diarylmethylamine derivative (**3ai**) in 86% yield. Heteroaromatic 3-chloropyridyl participated in the coupling reaction with **1a** to afford **3aj**, albeit in 33% yield (despite substantial effort to optimize this substrate). Finally, coupling of **1a** with aryl chloride bearing an acetamide group (**2k**) afforded products **3ak** in 53% yield.

Next, we examined the coupling reactions of various acyclic amines with aryl chloride **2b** (Table 3). When the 2-pyridyl amine was changed from morpholine to *N,N*-dimethyl- and *N,N*-diethylamine the corresponding products **3bb** and **3cb** were obtained in 93 and 86% yield, respectively. Under the same conditions, pyrrolidine thiomorpholine and *N*-methylpiperazine were coupled, generating aryl(2-pyridyl)methylamines in 90, 73, and 82% yield, respectively. In order to achieve a broader scope for our protocol, we examined 4-pyridyl methylamines. *N,N*-Dimethyl-1-(pyridin-4-yl)methanamine (**1g**) and the morpholine analogue (**1h**) coupled with 4-*tert*-butyl chlorobenzene to form the desired products **3gb** and **3hb** in 60 and 89% yield, respectively. In addition, 1-methyl-4-(pyridin-4-ylmethyl)piperazine (**1i**) furnished product **3ib** in 97% yield. Despite significant optimization, the 3-pyridylmethyl amine 4-(pyridin-3-ylmethyl)morpholine yield could not be raised above 61%. The isoquinoline derivative *N,N*-dimethyl-1-(quinolin-2-yl)methanamine (**1k**) furnished the coupling product **3kb** in 80% yield. *N*-Methyl-*N*-(pyridin-2-ylmethyl)aniline (**1l**) underwent coupling to provide the product **3lb** in 56% yield with 10 mol % catalyst.

In order to investigate the potential scalability of our protocol (Scheme 4), we conducted the arylation of 4-(pyridin-4-ylmethyl)morpholine **1h** with 4-*tert*-buty chlorobenzene **2b** on gram scale. The desired coupled product **3hb** was isolated in 84% yield (2.09 g).

In conclusion, we report an efficient nickel-catalyzed arylation of azaarylmethylamines with aryl chlorides. Various aminomethyl azaarenes and aryl chlorides are easily coupled to provide attractive intermediates for the synthesis of biologically active compounds. The most significant advance is replacing palladium with an inexpensive and easily handled nickel source, NiBr₂. In several cases, the loading of the nickel-based catalyst is lower than the palladium analogue.

Finally, a key finding of this work is that the combination of nickel and NIXANTPHOS outperformed other nickel ligand combinations in the coupling of azaarylmethylamines with aryl chlorides under the conditions examined. These results suggest that the high reactivity of the Pd(NIXANTPHOS) catalyst under conditions where the NIXANTPHOS N-H is deprotonated are translatable to nickel and perhaps other metals. We are currently exploring this hypothesis as well as attempting to develop an enantioselective version of this reaction.

Experimental Section

1. General procedure for the arylation of azaarylmethylamines

An oven-dried microwave vial equipped with a stir bar was charged with LiN(SiMe₃)₂ (66.9 mg, 0.4 mmol, 2.0 equiv) under a nitrogen atmosphere in the glovebox. 4-(Pyridin-2-ylmethyl)morpholine (35.6 mg, 0.2 mmol, 1.0 equiv) and 4-*t*-Bu-chlorobenzene (40.5 mg, 0.24 mmol, 1.2 equiv) were added by syringe in the glovebox. Next, 1 mL stock solution containing NiBr₂ (1.1 mg, 0.005 mmol) and NIXANTPHOS (4.2 mg, 0.0075 mmol) in toluene was added under a nitrogen atmosphere via syringe in the glovebox. The microwave vial was sealed with a cap and the reaction was stirred at 110 °C for the specified time then allowed to cool to room temperature. The reaction mixture was quenched with H₂O (0.2 mL) and passed through a short pad of silica gel and eluted with ethyl acetate (1 mL x 3). The combined organics were concentrated in vacuo. The crude residue was purified by flash column chromatography to yield the monoarylated azaarylmethylamine derivatives **3**.

2. Procedure for the gram scale synthesis

An oven-dried 100 mL Schlenk tube equipped with a stir bar was charged with 4-(pyridin-4-ylmethyl)morpholine **1h** (1.44 g, 8.0 mmol). The Schlenk tube was sealed with a rubber septum and was connected to a Schlenk line, evacuated, and refilled with nitrogen (repeated three times). A solution (prepared in the glove box) of aryl chloride **2b** (2.70 g, 16.0 mmol) in 5 mL anhydrous toluene was added to the Schlenk tube via syringe through the rubber septum. A solution (prepared in the glove box) containing NiBr₂ (44 mg, 0.2 mmol) and NIXANTPHOS (168 mg, 0.3 mmol) in 5 mL anhydrous toluene was added to the Schlenk tube via syringe through the rubber septum. Next, a solution of LiN(SiMe₃)₂ (2.68 g, 16.0 mmol) in 30 mL anhydrous toluene was added by syringe through the rubber septum. The reaction mixture was stirred for 16 h in total at 110 °C, opened to air, and quenched with 10 mL of H₂O. The layers were separated and the aqueous layer was extracted with DCM

(3X10 mL). The combined organic layers were concentrated in *vacuum*. The crude material was loaded onto a deactivated silica gel column via pipette and purified by flash chromatography on silica gel (eluted with Methanol: DCM = 1:30) to give the product (2.09 g, 84% yield) a white solid. The ^1H and $^{13}\text{C}\{^1\text{H}\}$ NMR data for this compound match the literature data.

Supplementary Material

Refer to Web version on PubMed Central for supplementary material.

Acknowledgments

We thank the National Science Foundation (CHE-1464744) and National Institutes of Health (NIGMS 104349) for financial support. BZ thanks the Chinese Universities Scientific Fund (2017QC071) and National College Students Innovation Training Program (201610019084). GG thanks the National Key Technology Research and Development Program (No. 2015BAK45B01) for the financial support.

References

- a) Lu J, Xu X, Wang C, He J, Hu Y, Hu H. *Tetrahedron Lett.* 2002; 43:8367–8369. b) Dong Y, Sun J, Wang X, Xu X, Cao L, Hu Y. *Tetrahedron: Asymmetry.* 2004; 15:1667–1672. c) Henry GD. *Tetrahedron.* 2004; 60:6043–6061. d) Michael JP. *Nat Prod Rep.* 2005; 22:627–646. [PubMed: 16193160] e) Wang S, Wang Y, Jiang J, Liu R, Li M, Wang Y, Su Y, Zhu B, Zhang S, Huang W. *Catal Commun.* 2009; 10:640–644. f) Chaudhary AR, Bedekar AV. *Synth Commun.* 2012; 42:1778–1785. g) Baumann M, Baxendale IR. *Beilstein J Org Chem.* 2013; 9:2265–2319. [PubMed: 24204439] h) Wang Y, Yang Q, Yang L, Shi J, Zhang M. *Tetrahedron Lett.* 2013; 54:5314–5317. i) Chopde HN. *Int J Pharma Bio Sci.* 2014; 5:541–548. 549. j) Yang L, Yang Q, Shi J, Wang Y, Zhang M. *Synth Commun.* 2014; 44:2468–2477. k) Wang S, Zhang J, Jiang J, Liu R, Zhu B, Xu M, Wang Y, Cao J, Li M, Yuan Z, Zhang S, Huang W, Wu S. *Microporous Mesoporous Mater.* 2009; 123:349–353. l) Jain PP, Degani MS, Raju A, Anantram A, Seervi M, Sathaye S, Ray M, Rajan MGR. *Bioorg Med Chem Lett.* 2016; 26:645–649. [PubMed: 26675440] m) McDaniel TJ, Lansdell TA, Dissanayake AA, Azevedo LM, Claes J, Odom AL, Tepe JJ. *Bioorg Med Chem.* 2016; 24:2441–2450. [PubMed: 27112450] n) Yang L, Xia S, Ma S, Zhou S, Zhao X, Wang S, Li M, Yang X. *Mater Sci Eng C Mater Biol Appl.* 2016; 59:1016–1024. [PubMed: 26652460] o) Zhou B, Liu Z, Deng G, Chen W, Li M, Yang L, Li Y, Yang X, Zhang H. *Org Biomol Chem.* 2016; 14:9423–9430. [PubMed: 27714171] p) Zhou Y, Duan K, Zhu L, Liu Z, Zhang C, Yang L, Li M, Zhang H, Yang X. *Bioorg Med Chem Lett.* 2016; 26:460–465. [PubMed: 26684853] q) Zhang C, Liu Y, Liu Z, Duan S, Li M, Chen W, Li Y, Zhang H, Yang X. *Bioorg Med Chem Lett.* 2017; 27:1808–1814. [PubMed: 28274630]
- a) Liu M, Bryant MS, Chen J, Lee S, Yaremko B, Li Z, Dell J, Lipari P, Malkowski M, Prioli N, Rossmann RA, Korfmacher WA, Nomeir AA, Lin CC, Mallams AK, Doll RJ, Catino JJ, Girijavallabhan VM, Kirschmeier P, Bishop WR. *Cancer Chemother Pharmacol.* 1999; 43:50–58. [PubMed: 9923541] b) Yang L, Wang S, Zhou S, Zhao F, Chang Q, Li M, Chen W, Yang X. *Mater Sci Eng C.* 2017; 76:1136–1145. c) Errico, JP., Mugrage, B., Turchi, I., Sills, M., Ong, J., Allocco, J., Wines, P. US Patents. 20110301193. 2011.
- Chern J, Shia K, Hsu T, Tai C, Lee C, Lee Y, Chang C, Tseng S, Shih S. *Bioorg Med Chem Lett.* 2004; 14:2519–2525. [PubMed: 15109643]
- Summa V, Petrocchi A, Matassa VG, Gardelli C, Muraglia E, Rowley M, Paz OG, Laufer R, Monteagudo E, Pace P. *J Med Chem.* 2006; 49:6646–6649. [PubMed: 17154493]
- Upadhayaya RS, Vandavasi JK, Vasireddy NR, Sharma V, Dixit SS, Chattopadhyaya J. *Bioorg Med Chem.* 2009; 17:2830–2841. [PubMed: 19285414]
- Durrenberger, F., Burckhardt, S., Geisser, PO., Buhr, W., Funk, F., Corden, VA., Fryatt, T., Jaeger, S., Slack, M., Yarnold, CJ. *WO.* 2011020886 A1. 2011.

7. a) Emmerich J, Hu Q, Hanke N, Hartmann RW. *J Med Chem.* 2013; 56:6022–6032. [PubMed: 23869452] b) Liu F, Zhong J, Li S, Li M, Wu L, Wang Q, Mao J, Liu S, Zheng B, Wang M, Bian Q. *J Nat Prod.* 2016; 79:244–247. [PubMed: 26735019]
8. Robak MT, Herbage MA, Ellman JA. *Chem Rev.* 2010; 110:3600–3740. [PubMed: 20420386]
9. Chelucci G, Baldino S, Chessa S, Pinna GA, Soccolini F. *Tetrahedron: Asymmetry.* 2006; 17:3163–3169.
10. a) Kobayashi S, Ishitani H. *Chem Rev.* 1999; 99:1069–1094. [PubMed: 11749440] b) Kobayashi S, Mori Y, Fossey JS, Salter MM. *Chem Rev.* 2011; 111:2626–2704. [PubMed: 21405021] c) Carey, FA., Sundberg, RJ. *Advanced Organic Chemistry: Part B: Reaction and Synthesis.* 5. Springer; New York: 2007. d) Smith, MB., March, J. *March's Advanced Organic Chemistry: Reactions, Mechanisms, and Structure.* 7. John Wiley & Sons, Inc; Hoboken: 2013.
11. a) Clayden J, Hennecke U. *Org Lett.* 2008; 10:3567–3570. [PubMed: 18642922] b) Maury J, Zawodny W, Clayden J. *Org Lett.* 2017; 19:472–475. [PubMed: 28099031]
12. For reviews of sp^3 -hybridized C–H bonds functionalization see, Bellina F, Rossi R. *Chem Rev.* 2010; 110:1082–1146. [PubMed: 19610600] Tollefson EJ, Hanna LE, Jarvo ER. *Acc Chem Res.* 2015; 48:2344–2353. [PubMed: 26197033] For our deprotonative sp^3 -hybridized C–H bonds functionalization see, Zheng B, Li M, Gao G, He Y, Walsh PJ. *Adv Synth Catal.* 2016; 358:2156–2162. [PubMed: 28070178] Li M, Yucel B, Adrio J, Bellomo A, Walsh PJ. *Chem Sci.* 2014; 5:2383–2391. [PubMed: 25396041] Li M, Berritt S, Walsh PJ. *Org Lett.* 2014; 16:4312–4315. [PubMed: 25093713] Li M, Gutierrez O, Berritt S, Pascual-Escudero A, Ye ilçimen A, Yang X, Adrio J, Huang G, Nakamaru-Ogiso E, Kozłowski MC, Walsh PJ. *Nat Chem.* 2017; doi: 10.1038/nchem.2760Yang X, Kim B, Li M, Walsh PJ. *Org Lett.* 2016; 18:2371–2374. [PubMed: 27160421]
13. van der Veen LA, Keeven PH, Schoemaker GC, Reek JNH, Kamer PCJ, van Leeuwen PWNM, Lutz M, Spek AL. *Organometallics.* 2000; 19:872–883.
14. a) Kim B, Jimenez J, Gao F, Walsh PJ. *Org Lett.* 2015; 17:5788–5791. [PubMed: 26576005] b) Li M, Gonzalez-Esguevillas M, Berritt S, Yang X, Bellomo A, Walsh PJ. *Angew Chem Int Ed.* 2016; 55:2825–2829.
15. a) Hama T, Liu X, Culkin DA, Hartwig JF. *J Am Chem Soc.* 2003; 125:11176–11177. [PubMed: 16220921] b) Nicolaou KC, Bulger PG, Sarlah D. *Angew Chem, Int Ed.* 2005; 44:4442–4489. c) Li M, Yucel B, Jiménez J, Rotella M, Fu Y, Walsh PJ. *Adv Synth Catal.* 2016; 358:1910–1915. [PubMed: 28190996] d) He T, Yu L, Zhang L, Wang L, Wang M. *Org Lett.* 2011; 13:5016–5019. [PubMed: 21875038] e) DiRocco DA, Rovis T. *J Am Chem Soc.* 2012; 134:8094–8097. [PubMed: 22548244] f) Rossi R, Bellina F, Lessi M, Manzini C. *Adv Synth Catal.* 2014; 356:17–117. g) Liu F, Zhong J, Zheng B, Li S, Gao G, Wang Z, Li M, Hou S, Wang M, Bian Q. *Tetrahedron: Asymmetry.* 2015; 26:961–965. h) Shin K, Kim H, Chang S. *Acc Chem Res.* 2015; 48:1040–1052. [PubMed: 25821998] i) Mastalir M, Stoeger B, Pittenauer E, Allmaier G, Kirchner K. *Org Lett.* 2016; 18:3186–3189. [PubMed: 27281438]
16. Cao X, Sha S, Li M, Kim B, Morgan C, Huang R, Yang X, Walsh PJ. *Chem Sci.* 2016; 7:611–618. [PubMed: 27213035]
17. Aranyos A, Old DW, Kiyomori A, Wolfe JP, Sadighi JP, Buchwald SL. *J Am Chem Soc.* 1999; 121:4369–4378.

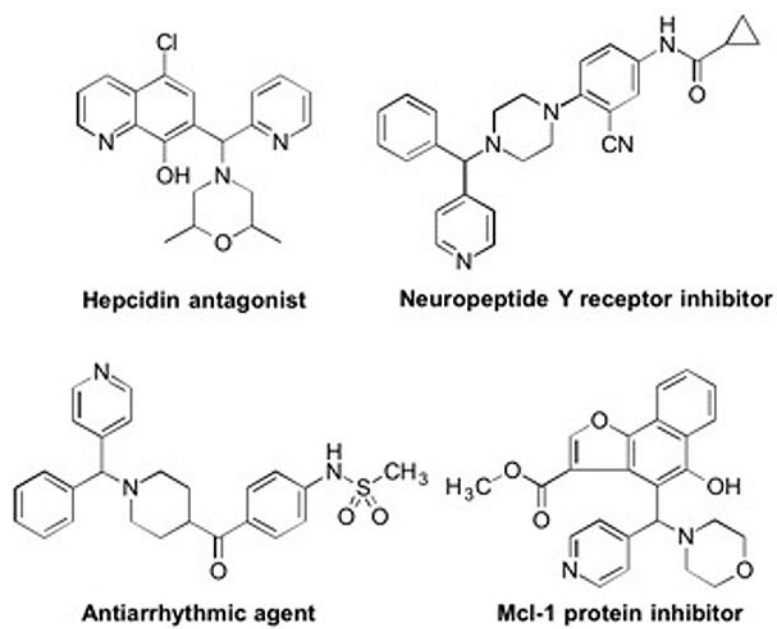
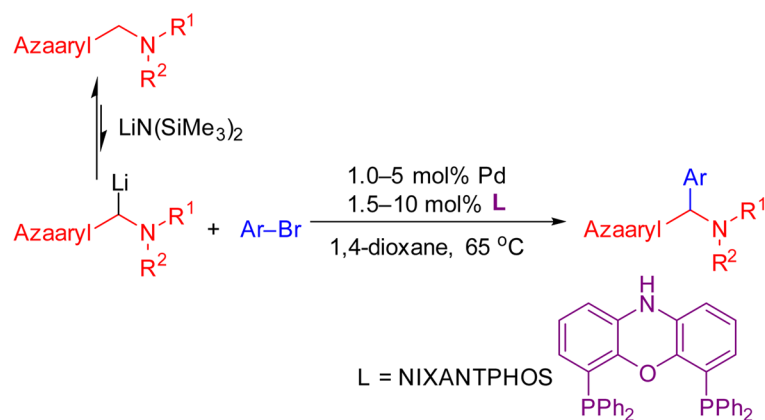
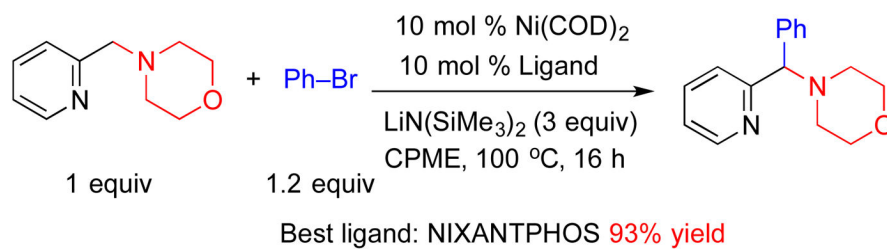


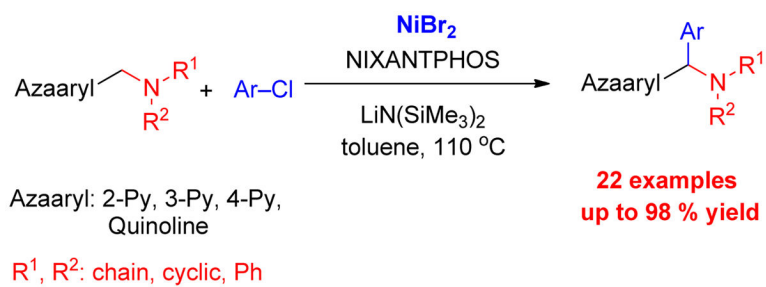
Figure 1.
Examples of aryl(azaaryl)methylamines in pharmacologically active compounds.

**Scheme 1.**

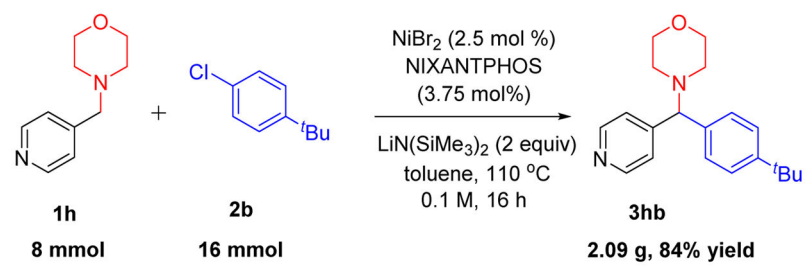
Pd-catalyzed arylation of azaarylmethylamines with aryl bromides involving reversible *in-situ* deprotonation of the substrate (aminomethyl)azaarenes.

**Scheme 2.**

Preliminary result of arylation of 2-pyridylmethyl morpholine with bromobenzene using Ni(COD)₂/NIXANTPHOS catalyst.



Scheme 3.
This work.



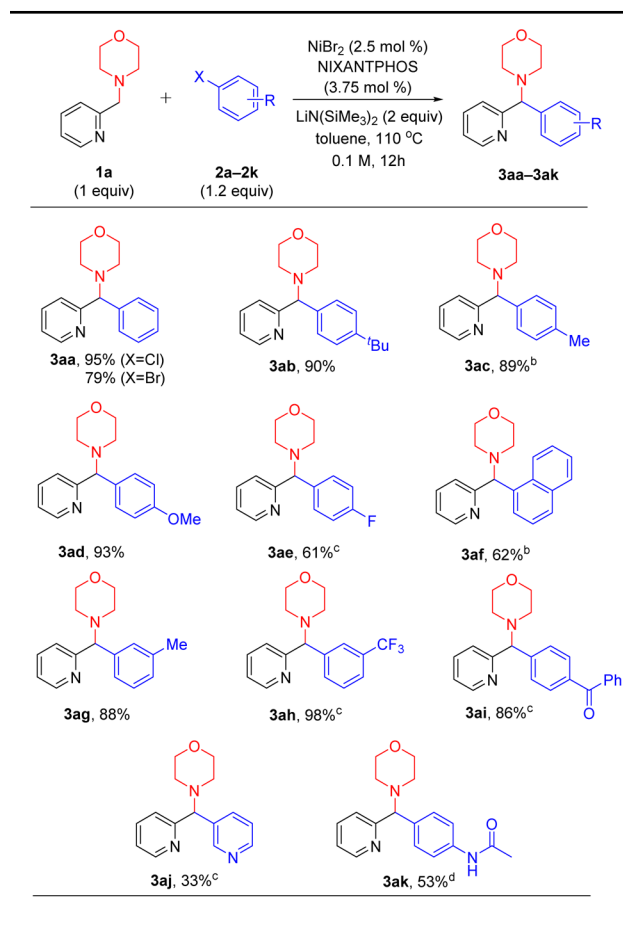
Scheme 4.
Gram scale synthesis of **3hb**.

Table 1Optimization of α -arylation of azaarylmethylamine **1a** with ArCl **2b**.^{a, b}

Entry	NiBr ₂ /L (mol %)	Conc. (M)	Temp (°C)	Assay yield (%)
1	5/7.5	0.1	110	97
2	2.5/3.75	0.1	110	95(22 ^c)
3	1/1.5	0.1	110	43
4	2.5/3.75	0.1	80	75
5	2.5/3.75	0.05	110	76
6	2.5/3.75	0.2	110	80

^aReactions conducted on a 0.1 mmol scale using 1 equiv of **1a**, 2 equiv of LiN(SiMe₃)₂, and 1.2 equiv of ArCl.^bYields determined by ¹H NMR spectroscopy of the crude reaction mixtures on a 0.1 mmol scale.^c1 equiv. of LiN(SiMe₃)₂.

Table 2

Substrate scope of aryl chlorides in the arylation of 4-(pyridin-2-ylmethyl)morpholine **1a**.^a

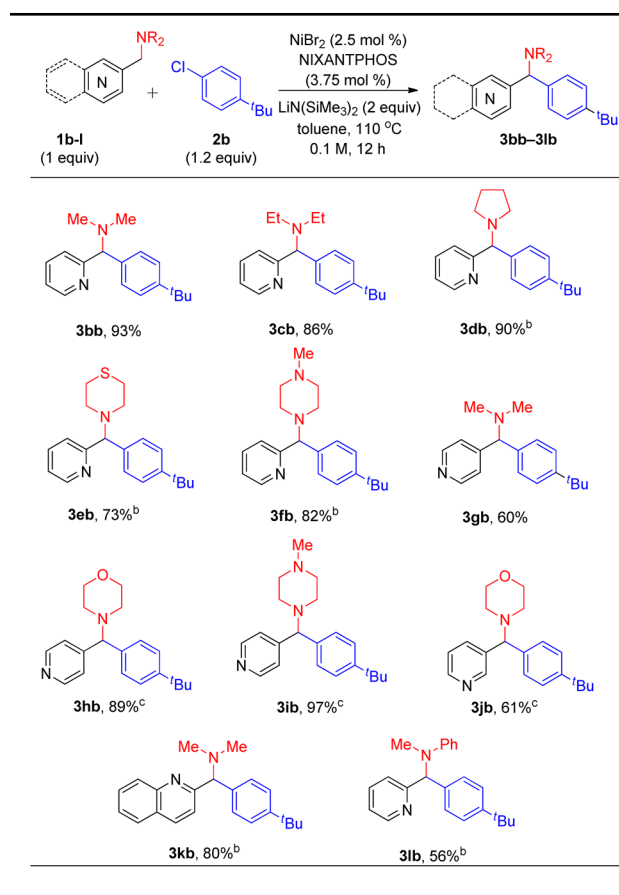
^aReactions conducted on a 0.1 mmol scale using 1 equiv of **1a**, 2 equiv of LiN(SiMe₃)₂, and 1.2 equiv of ArCl. Isolated yields after chromatographic purification.

^b5 mol % Ni.

^c10 mol % Ni.

^d4 equiv of LiN(SiMe₃)₂

Table 3

Substrate scope of azaarylmethylamines in the arylation of aryl chloride **2b**.^a

^a Reactions conducted on a 0.1 mmol scale using 1 equiv of **1b-i**, 2 equiv of LiN(SiMe₃)₂, and 1.2 equiv of ArCl. Isolated yields after chromatographic purification.

^b 10 mol % Ni.

^c 5 mol % Ni.