

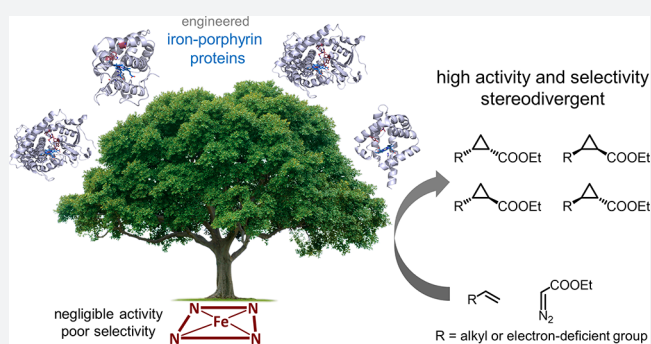
# Diverse Engineered Heme Proteins Enable Stereodivergent Cyclopropanation of Unactivated Alkenes

Anders M. Knight,<sup>†</sup> S. B. Jennifer Kan,<sup>‡</sup> Russell D. Lewis,<sup>†</sup> Oliver F. Brandenburg,<sup>‡</sup> Kai Chen,<sup>‡</sup> and Frances H. Arnold<sup>\*,†,‡</sup>

<sup>†</sup>Division of Biology and Bioengineering and <sup>‡</sup>Division of Chemistry and Chemical Engineering, California Institute of Technology, 1200 East California Boulevard, MC 210-41, Pasadena, California 91125, United States

## Supporting Information

**ABSTRACT:** Developing catalysts that produce each stereoisomer of a desired product selectively is a longstanding synthetic challenge. Biochemists have addressed this challenge by screening nature's diversity to discover enzymes that catalyze the formation of complementary stereoisomers. We show here that the same approach can be applied to a new-to-nature enzymatic reaction, alkene cyclopropanation via carbene transfer. By screening diverse native and engineered heme proteins, we identified globins and serine-ligated "P411" variants of cytochromes P450 with promiscuous activity for cyclopropanation of unactivated alkene substrates. We then enhanced their activities and stereoselectivities by directed evolution: just 1–3 rounds of site-saturation mutagenesis and screening generated enzymes that transform unactivated alkenes and electron-deficient alkenes into each of the four stereoisomeric cyclopropanes with up to 5,400 total turnovers and 98% enantiomeric excess. These fully genetically encoded biocatalysts function in whole *Escherichia coli* cells in mild, aqueous conditions and provide the first example of enantioselective, intermolecular iron-catalyzed cyclopropanation of unactivated alkenes.



## INTRODUCTION

The biological world is a marvelous ensemble of chiral molecules. From the amino acid and nucleoside building blocks that form proteins and DNA to intricate natural products produced by living organisms, chirality dictates how molecules interact with living systems.<sup>1</sup> Modern medicines often draw inspiration from chiral natural products.<sup>2</sup> Because alternate stereoisomers can have very different biological effects,<sup>3</sup> characterization of novel bioactive compounds during drug candidate screening should include testing each stereoisomer.<sup>4</sup> Developing stereodivergent syntheses, where a set of complementary catalysts can generate every possible stereoisomer of the product, is therefore useful and is actively sought after in catalysis.<sup>5</sup> Enzymes are green, sustainable options for stereoselective catalysis, and stereocomplementary enzymes can often be found in nature's diversity: lipases,<sup>6</sup> ketoreductases,<sup>7</sup> and transaminases<sup>8</sup> chosen using genome mining,<sup>9</sup> for example, have all afforded products with different stereoselectivities. We show here that natural protein diversity can be leveraged in a similar fashion to achieve stereodivergence for a new, non-natural enzyme-catalyzed reaction, cyclopropanation of unactivated alkenes via carbene transfer. Cyclopropanes are found in a variety of natural products. They are commonly biosynthesized through intramolecular cyclization of cationic or radical intermediates catalyzed by terpene cyclases, desaturases, or SAM-dependent enzymes. The formation of cyclopropane

moieties via carbene transfer to alkenes, widely used in synthetic chemistry, is not known in nature.<sup>10</sup>

Previous work from this group and others has shown that iron–porphyrin (heme) proteins can be engineered to catalyze the cyclopropanation of styrenyl alkenes with ethyl diazoacetate (EDA, **1**).<sup>11–14</sup> This new-to-nature carbene transfer reaction has been applied in the synthesis of key pharmaceutical intermediates such as levomilnacipran,<sup>15</sup> ticagrelor,<sup>16,17</sup> and tasimelteon.<sup>17</sup> Work from several groups has also shown that cytochromes P450 and myoglobins can be engineered to switch their diastereo- and/or enantioselectivity preference toward styrenyl olefin cyclopropanation,<sup>11,13,17</sup> but none of these precedents yielded all possible stereoisomers in high turnover and selectivity (Supplemental Table 1a). In addition, alkene cyclopropanation by heme proteins with the native iron cofactor has been limited to styrenyl and other activated alkenes. Unactivated, aliphatic alkenes are attractive feedstocks for chemical synthesis, but their transformation to higher value chiral products is challenging due to their inert nature, high degree of conformational flexibility, and limited steric and electronic bias to guide stereocontrol.<sup>18</sup>

State-of-the-art methods for enantioselective unactivated alkene cyclopropanation often rely on noble metals,<sup>19–21</sup> with

Received: November 10, 2017

Published: February 21, 2018

only a few examples of Co-<sup>22</sup> and Cu-based<sup>23</sup> catalysts (Supplemental Table 1b); no iron-based catalyst for the enantioselective intermolecular cyclopropanation of unactivated alkenes has been reported. Recent work by Hartwig and others has shown that heme-binding proteins metalated with an artificial iridium-porphyrin cofactor can be leveraged for these<sup>20,21,24</sup> and other challenging carbene transfer reactions,<sup>25</sup> where the protein active site enhances the stereoselectivity and rate of the iridium-catalyzed reaction. Our group has previously used directed evolution of heme proteins to access carbene transfer reactions performed with noble-metal catalysts, such as carbon–silicon bond formation<sup>26</sup> and intermolecular C–H amination.<sup>27</sup> We therefore set out to create a collection of genetically encoded biocatalysts equipped with the native heme cofactor for stereodivergent unactivated alkene cyclopropanation, taking advantage of the natural diversity of heme proteins to identify suitable starting activity and stereoselectivity.

## RESULTS AND DISCUSSION

In order to find initial enzymatic activity for unactivated alkene cyclopropanation, we collected a panel of 11 heme proteins from thermophilic and hyperthermophilic bacteria and archaea (Supplemental Table 2), as thermostable proteins can better withstand the potentially destabilizing effects of mutations and are therefore more “evolvable”.<sup>28</sup> They are also often easier to work with and better tolerate polar organic solvents used to solubilize substrates. These heme proteins were initially tested with mutations to the putative distal ligand and active-site entrance loop (similar mutations have been found by Fasan and co-workers to enhance myoglobin-catalyzed cyclopropanation of vinylarenes<sup>12</sup>) for the cyclopropanation of 1,7-octadiene (Supplemental Table 2). Protein variants that showed catalytic activity were subsequently tested with their mutations removed for 1-octene cyclopropanation. Through these experiments, wild-type *Aeropyrum pernix* protoglobin (*ApePgb* WT, UniProt ID: Q9YFF4) and wild-type *Rhodothermus marinus* nitric oxide dioxygenase (*RmaNOD* WT, UniProt ID: D0MGT2) were found to have low but measurable cyclopropanation activity on 1-octene (**2a**), catalyzing the reaction with 18 and 27 total turnovers per enzyme active site (TTN). Notably, *ApePgb* WT and *RmaNOD* WT displayed complementary diastereoselectivity, preferentially producing *cis* (1*R*,2*S*)-**3a** and *trans* (1*S*,2*S*)-**3a**, respectively.

In addition to searching globin protein diversity for this novel reactivity, we also investigated heme proteins obtained in previous directed evolution studies. A panel of 36 variants of a *Bacillus megaterium* cytochrome (P450<sub>BM3</sub>) engineered for other non-natural carbene and nitrene transfer reactions<sup>14</sup> was tested for the ability to cyclopropanate **2a** and 4-phenyl-1-butene (**2b**). **2b** was chosen as a substrate for library screening, because the UV-visible phenyl group enables screening by HPLC-UV. BM3 variant P411-CIS L437F T438Q L75Y L181I (P411-UA, DNA sequence in Supplemental Table 12) showed significant activity and selectivity for production of *cis* (1*S*,2*R*)-**3a**, the third of the four possible isomers. This variant of a serine-ligated “P411” (P411-CIS<sup>29</sup>) had been engineered for cyclopropanation reactivity on electron-rich, non-styrenyl alkenes such as *N*-vinyl amides.<sup>30</sup>

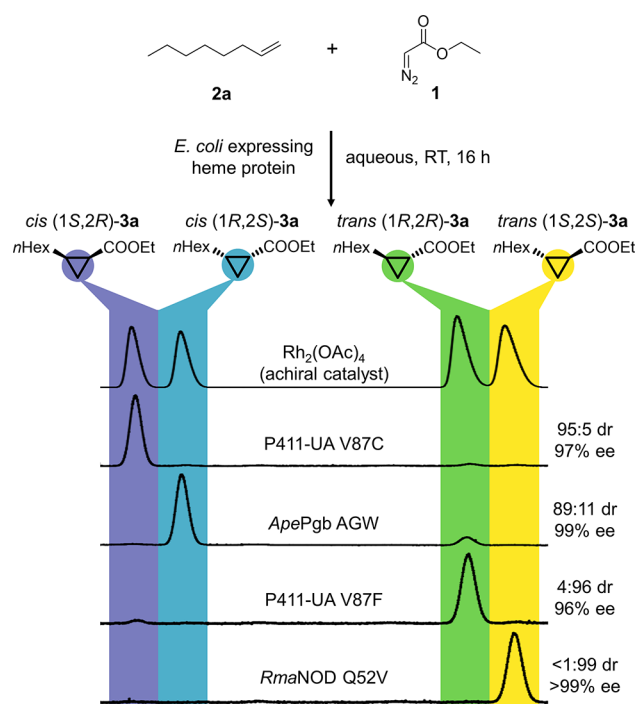
Site-saturation mutagenesis libraries were generated and screened to increase the activities and selectivities of the different enzymes. Because crystal structures of *ApePgb* and *RmaNOD* have not been reported, homology models were built to help us identify residues within the putative distal heme

pocket, where carbenoid formation and substrate binding are predicted to take place (Supplemental Figure 2). P411-UA residues were selected based on the crystal structure of its P411-CIS predecessor (PDB ID: 4H23). Individual site-saturation libraries were screened for increased activity and diastereoselectivity using **2b** and **1** as substrates. Variants with enhanced diastereoselectivity in the production of **3b** were regrown in larger scale, and their activities were tested in the cyclopropanation of **2b** and **2a** with **1**. Enzyme variants with the greatest overall selectivity enhancements against **3a** and **3b** were used as parents in the next rounds of site-saturation mutagenesis and screening. A single mutation (Q52V) gave *RmaNOD* near-perfect stereoselectivity for producing *trans* (1*S*,2*S*)-**3a**. Three mutations (W59A Y60G F145W, or “AGW”) gave *ApePgb* the ability to make *cis* (1*R*,2*S*)-**3a** with 89:11 diastereomeric ratio (dr) and 99% enantiomeric excess (ee). During screening to increase P411-UA’s *cis* diastereoselectivity, a single mutation, V87F, was found to completely invert the diastereoselectivity from 89:11 *cis* (1*S*,2*R*)-**3a** to 4:96 *trans* (1*R*,2*R*)-**3a**, affording the fourth and final stereoisomer we needed. Residue 87 is known to modulate the stereoselectivity of P450<sub>BM3</sub> for oxygenation of various substrates.<sup>31</sup>

With initial screening of 11 new and 36 previously engineered heme proteins, followed by just one to three rounds of site-saturation mutagenesis, we discovered four protein variants capable of cyclopropanating unactivated alkenes (*RmaNOD* Q52V, *ApePgb* W59A Y60G F145W (= *ApePgb* AGW), P411-UA-V87C, and P411-UA-V87F), each of which produced a distinct stereoisomer of the desired product **3a** with 89:11 to <1:99 dr and 96% to >99% ee (Figure 1). The enzyme activities against unactivated alkenes are comparable to those of the state-of-the-art catalysts, with 100–490 TTN for **3a** and as high as 2,400 TTN for **3b**, the substrate against which the enzymes were screened. The system is straightforward and easy to use: the protein-expressing bacterial cells need only be resuspended to the desired concentration and the alkene and diazo ester added directly under an anaerobic atmosphere. When the reaction is complete, the product is extracted into organic solvents for analysis or purification. While these enzymes were optimized for use in whole cells, they also function to some degree in lysates and as purified proteins (Supporting Information).

The four engineered biocatalysts were tested on a range of alkenes. Their activities and selectivities were high on unbranched aliphatic alkenes similar to those for which they were engineered, but their substrate scope extends to sterically hindered and electron-deficient alkenes as well (Figure 2). Though the activity and stereoselectivity differed on different substrates, each catalyst accepted most of the substrates tested. It is likely that activity on specific substrates can be optimized further, if desired, as has been shown in many other directed evolution studies.<sup>32,33</sup>

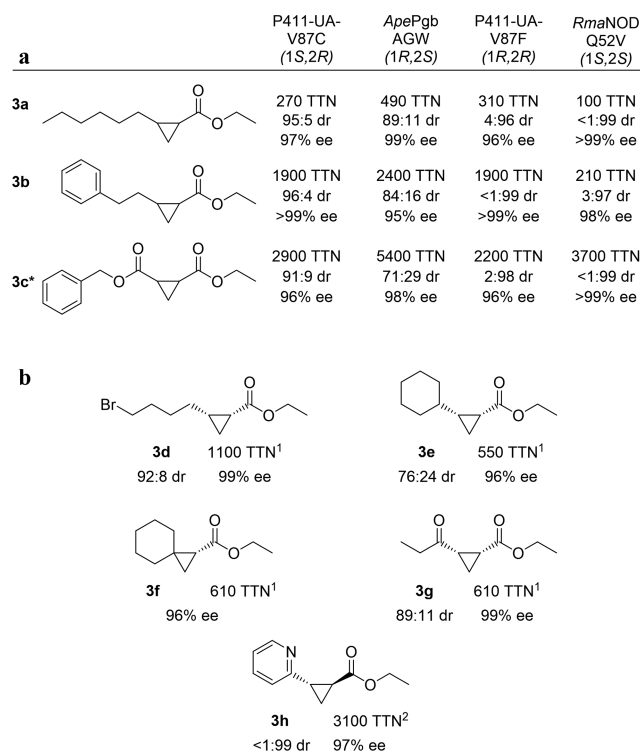
We have shown that these protein variants function with the commonly used diazo carbene precursor EDA, which is especially useful because the ester moiety can be further derivatized, e.g., to form amides and other esters. It can also be reduced to alcohols and aldehydes, which are versatile synthetic handles for accessing a broad range of functional groups. Reports of cyclopropanation via trifluoromethylcarbene transfer to alkenes,<sup>34</sup> as well as carbene transfer to silanes and boranes have shown that enzymes can also be engineered to use different carbene precursors.<sup>26,35</sup>



**Figure 1.** Stereoselective enzymatic cyclopropanation of the aliphatic alkene **2a** and **1** to obtain each of four stereoisomers of cyclopropane product **3a** with diastereoselectivities from 89:11 to <99:1 dr and enantioselectivities from 96% to >99% ee. Reaction conditions: whole *E. coli* cells in M9-N buffer, 25 mM glucose, 10 mM **2a**, direct addition of 20 mM **1** under anaerobic conditions, 5% ethanol cosolvent. The diastereoselectivity ratio (dr) is given as *cis:trans*, and the enantiomeric excess (ee) is given for the major diastereomer. Catalysts used: rhodium acetate dimer ( $\text{Rh}_2(\text{OAc})_4$ ) to form the racemic authentic standard, two variants of the engineered, serine-ligated cytochrome P450<sub>BM3</sub> (P411-UA-V87C and P411-UA-V87F), *Aeropyrum pernix* protoglobin W59A Y60G F145W (*ApePgb* AGW), and *Rhodothermus marinus* nitric oxide dioxygenase Q52V (*RmaNOD* Q52V). Protein sequences are available in the [Supporting Information](#). Abbreviations used: RT, room temperature; *n*Hex, *n*-hexyl.

The small-molecule-catalyzed enantioselective preparation of cyclopropyl esters from electron-deficient alkenes has previously been limited to making the *trans*-cyclopropanes,<sup>36</sup> whereas strategies to directly access 1-keto-2-ester or 1,2-diester *cis*-cyclopropanes (or their corresponding carboxylates) via enantioselective cyclopropanation are unknown. The biocatalysts, in contrast, enable access to the *cis*-1-keto-2-ester and *cis*-1,2-diester products in a single, intermolecular step using an *Escherichia coli* based platform (*cis*-**3c**, *cis*-**3g**, [Figure 2](#)). Some of these products are precursors to valuable compounds: cyclopropyl esters of unbranched, aliphatic alkenes are used in fragrances, for example, including the essential odorants in frankincense.<sup>37</sup> Notably, the enzymes catalyze the reaction on 2-vinylpyridine (**2h**), which is a difficult substrate for many catalysts due to pyridine's propensity to coordinate to and inhibit metal centers. This cyclopropanation product is a precursor for an orphan GPR88 agonist.<sup>38</sup> A similar vinylpyridine substrate was used in myoglobin-catalyzed cyclopropanation.<sup>17</sup>

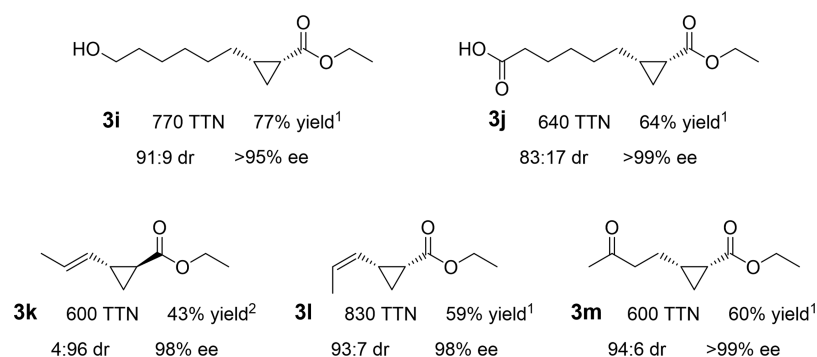
Enzymes are chemoselective and can generate desired products without additional steps to protect and deprotect other reactive functional groups on the same molecule. As shown in [Figure 3](#), the enzymes described here, for example, can selectively cyclopropanate terminal alkenes in the presence



**Figure 2.** Cyclopropanation substrate scope. (a) Activity and selectivity of each protein variant against **3a**, **3b**, and **3c**. (b) Activity and selectivity against a variety of alkenes. The diastereoselectivity ratio (dr) is given as *cis:trans*, and the enantiomeric excess (ee) is given for the major diastereomer. Enzyme variant used is denoted by superscripts: 1, *ApePgb* AGW; 2, *RmaNOD* Q52V. General reaction conditions: whole *E. coli* cells ( $\text{OD}_{600} = 5$  (*ApePgb* AGW, *RmaNOD* Q52V),  $\text{OD}_{600} = 20$  (P411-UA-V87C, P411-UA-V87F)) in M9-N buffer, 25 mM glucose, 10 mM alkene, direct addition of 20 mM **1** under anaerobic conditions, 5% ethanol cosolvent. Modified reaction conditions: **3g**  $\text{OD}_{600} = 20$ ; **3e**  $\text{OD}_{600} = 10$ . *RmaNOD* Q52V **3a**,  $\text{OD}_{600} = 10$ . Analytical yields for these reactions are given in [Supplemental Table 8](#). The absolute configurations of products **3b** and **3c** are assigned by analogy to the **3a** products (see the [Supporting Information](#) section “Determination of absolute configurations of the cyclopropane products” for details). Chiral separation conditions reported in the [Supporting Information](#). \*The benzyl ester of **3c** has IUPAC naming priority, and therefore the chiral carbon numbering is reversed for these compounds.

of alcohol and carboxylic acid functional groups which often undergo competitive O–H insertion reactions with small-molecule carbene transfer catalysts like rhodium acetate dimer.<sup>39</sup> *ApePgb* AGW performed particularly well with unprotected 7-octen-1-ol (**2i**) and 7-octen-1-oic acid (**2j**), yielding products *cis*-**3i** and *cis*-**3j** at 77% and 64% isolated yield, respectively, in preparative-scale reactions. When functional groups cannot be protected easily, chemo- and regioselectivity is even more important. In the cases of (*E*)-penta-1,3-diene (**2k**) and (*Z*)-penta-1,3-diene (**2l**), all four engineered proteins cyclopropanate the terminal alkene with perfect regioselectivity, likely due to higher accessibility of this double bond in each enzyme's active site. The diastereoselectivity varied for **3k** and **3l**, though the enantioselectivity for the major isomer remained high. As the electronic properties of **2k** and **2l** are similar, the difference in stereoselectivity likely reflects steric constraints of the enzyme active sites.

Citing the need for a greater reactivity of the metal center to cyclopropanate unactivated alkenes, Hartwig, Clark, and co-



**Figure 3.** Selective, preparative-scale cyclopropane syntheses from various aliphatic alkenes and dienes. Preparative-scale reactions against substrates with free alcohol (7-octen-1-ol, **2i**), free carboxylic acid (7-octen-1-oic acid, **2j**), the two geometric isomers of 1,3-pentadiene (**2k**, **2l**), and ketone (5-hexen-2-one, **2m**). The diastereoselectivity ratio (dr) is given as *cis:trans*, and the enantiomeric excess (ee) is given for the major diastereomer. The yields are reported for isolated products. Enzyme variant used is denoted by superscripts: 1, *ApePgb* AGW; 2, *RmaNOD* Q52V. Reaction and chiral separation conditions are available in the [Supporting Information](#).

workers showed that heme proteins could bind an artificial iridium cofactor in place of iron heme for carbene transfer chemistry.<sup>20</sup> They showed that a protein's active site can confer selectivity to noble-metal, small-molecule catalysts that can already catalyze the reaction.<sup>20,21,25</sup> Use of an artificial iridium cofactor (Ir(Me)PIX) required the lysis, purification, and *in vitro* metalation of the apoprotein with the Ir(Me)PIX, all of which add time and cost to catalyst preparation. Though it may be possible to incorporate the new metal *in vivo*,<sup>40</sup> the synthetic, noble-metal cofactor is more expensive than the native heme, which is manufactured by the cell and loaded into the catalyst during protein expression *in vivo*. The use of iridium is also not ideal due to the negative impact mining and refining precious metals has on the environment.<sup>41</sup> The Ir(Me)PIX system, however, has the advantage that it can cyclopropanate internal alkenes<sup>21</sup> and catalyze carbene insertion into C–H bonds,<sup>25</sup> neither of which have been reported yet with heme proteins.

There is precedent that iron–porphyrin catalysts are capable of unactivated alkene cyclopropanation. Two decades ago, Woo and co-workers showed that iron *meso*-tetrakis-(pentafluorophenyl)porphyrin chloride (Fe(PFP)Cl) can catalyze the reaction of 2-ethyl-1-butene and EDA with 390 TTN; they reported the formation of cyclopropane products using 1-decene as well.<sup>42</sup> In fact, we observed that heme in aqueous buffer, with no protein, can catalyze the formation of **3a**, albeit with only 0.4 TTN. This basal activity is greatly enhanced and stereoselectivity is enforced by the protein environment, allowing the heme proteins described here to cyclopropanate a range of alkenes from electron-rich conjugated dienes to electron-deficient vinyl ketones and acrylates with high diastereo- and enantioselectivity. The primary factor in determining activity appears to be the binding of the alkene in a productive configuration: the heme's local protein environment can be molded to enhance activity and selectivity by optimizing the substrate binding modes. Different local heme environments can be accessed by screening natural and engineered protein diversity. Directed evolution then fine-tunes these features.

Metalloporphyrin catalysts have been used in synthetic chemistry for decades, but nature has used them for millions of years. Present in all forms of life on Earth, heme-binding proteins have diverse functions as well as promiscuous activities for which they were never selected, such as the ability to form reactive carbene intermediates. We have taken advantage of this natural diversity to find catalysts for reactions not known to be

catalyzed in biology, but that are synthetically useful and are driven by a synthetic carbene precursor (EDA).

While biocatalysts often possess very high selectivity, this selectivity can be synthetically limiting. A single enzyme may make only a single isomer, but access to other isomers may be equally important. Natural diversity can be leveraged effectively for this challenge. A combination of natural diversity and directed evolution let us realize the stereodivergent cyclopropanation of unactivated and electron-deficient alkenes in mild, aqueous conditions with a fully genetically encoded heme protein expressed in bacteria. This set of biocatalysts can serve as starting points for green, sustainable synthesis of valuable cyclopropanated products.

## ■ ASSOCIATED CONTENT

### 📄 Supporting Information

The Supporting Information is available free of charge on the ACS Publications website at DOI: [10.1021/acscentsci.7b00548](https://doi.org/10.1021/acscentsci.7b00548).

Materials and experimental methods, detailed protein engineering strategies for each variant, and compound characterization (PDF)

## ■ AUTHOR INFORMATION

### Corresponding Author

\*E-mail: [frances@chem.caltech.edu](mailto:frances@chem.caltech.edu)

### ORCID

Anders M. Knight: [0000-0001-9665-8197](https://orcid.org/0000-0001-9665-8197)

S. B. Jennifer Kan: [0000-0001-6371-8042](https://orcid.org/0000-0001-6371-8042)

Russell D. Lewis: [0000-0002-5776-7347](https://orcid.org/0000-0002-5776-7347)

Oliver F. Brandenburg: [0000-0001-5662-1234](https://orcid.org/0000-0001-5662-1234)

Kai Chen: [0000-0002-3325-3536](https://orcid.org/0000-0002-3325-3536)

Frances H. Arnold: [0000-0002-4027-364X](https://orcid.org/0000-0002-4027-364X)

### Notes

The authors declare no competing financial interest.

## ■ ACKNOWLEDGMENTS

This work was supported by the National Science Foundation Division of Molecular and Cellular Biosciences (Grant MCB-1513007) and the Office of Chemical, Bioengineering, Environmental and Transport Systems SusChEM Initiative (Grant CBET-1403077). The authors thank Dr. Nathan Dalleska, Aurapat Ngamnithiporn, and Dr. Scott C. Virgil for analytical chiral GC support, and Dr. Stephan C. Hammer and

Dr. Xiongyi Huang for helpful discussions and critical reading of the manuscript. A.M.K. gratefully acknowledges support from Caltech's Center for Environmental Microbial Interactions and the NSF Graduate Research Fellowship (Grant No. DGE-1745301). R.D.L. is supported by an NIH–National Research Service Award training grant (5 T32 GM07616). O.F.B. acknowledges support from the Deutsche Forschungsgemeinschaft (Grant No. BR 5238/1-1) and the Swiss National Science Foundation (Grant No. P300PA-171225). A provisional patent application has been filed through the California Institute of Technology based on the results presented here.

## REFERENCES

- (1) Finefield, J. M.; Sherman, D. H.; Kreitman, M.; Williams, R. M. Enantiomeric natural products: occurrence and biogenesis. *Angew. Chem., Int. Ed.* **2012**, *51*, 4802–4836.
- (2) Mishra, B. B.; Tiwari, V. K. Natural products: an evolving role in future drug discovery. *Eur. J. Med. Chem.* **2011**, *46*, 4769–4807.
- (3) Shi, S.-L.; Wong, Z. L.; Buchwald, S. L. Copper-catalyzed enantioselective stereodivergent synthesis of amino alcohols. *Nature* **2016**, *532*, 353–356.
- (4) Brooks, W. H.; Guida, W. C.; Daniel, K. G. The significance of chirality in drug design and development. *Curr. Top. Med. Chem.* **2011**, *11*, 760–770.
- (5) Krautwald, S.; Carreira, E. M. Stereodivergence in asymmetric catalysis. *J. Am. Chem. Soc.* **2017**, *139*, 5627–5639.
- (6) Miller, C. A. Advances in enzyme discovery technology: capturing diversity. *Inform* **2000**, *11*, 489–496.
- (7) Kaluzna, I. A.; Matsuda, T.; Sewell, A. K.; Stewart, J. D. Systematic investigation of *Saccharomyces cerevisiae* enzymes catalyzing carbonyl reductions. *J. Am. Chem. Soc.* **2004**, *126*, 12827–12832.
- (8) Höhne, M.; Schätzle, S.; Jochens, H.; Robins, K.; Bornscheuer, U. T. Rational assignment of key motifs for function guides *in silico* enzyme identification. *Nat. Chem. Biol.* **2010**, *6*, 807–813.
- (9) Ferrer, M.; Martínez-Abarca, F.; Golyshin, P. N. Mining genomes and 'metagenomes' for novel catalysts. *Curr. Opin. Biotechnol.* **2005**, *16*, 588–593.
- (10) Wessjohann, L. A.; Brandt, W.; Thiemann, T. Biosynthesis and metabolism of cyclopropane rings in natural compounds. *Chem. Rev.* **2003**, *103*, 1625–1648.
- (11) Coelho, P. S.; Brustad, E. M.; Kannan, A.; Arnold, F. H. Olefin cyclopropanation via carbene transfer catalyzed by engineered cytochrome P450 enzymes. *Science* **2013**, *339*, 307–310.
- (12) Bordeaux, M.; Tyagi, V.; Fasan, R. Highly diastereoselective and enantioselective olefin cyclopropanation using engineered myoglobin-based catalysts. *Angew. Chem., Int. Ed.* **2015**, *54*, 1744–1748.
- (13) Gober, J. G.; Rydeen, A. E.; Gibson-O'Grady, E. J.; Leuthaeuser, J. B.; Fetrow, J. S.; Brustad, E. M. Mutating a highly conserved residue in diverse cytochrome P450s facilitates diastereoselective olefin cyclopropanation. *ChemBioChem* **2016**, *17*, 394–397.
- (14) Brandenburg, O. F.; Fasan, R.; Arnold, F. H. Exploiting and engineering hemoproteins for abiological carbene and nitrene transfer reactions. *Curr. Opin. Biotechnol.* **2017**, *47*, 102–111.
- (15) Wang, Z. J.; Renata, H.; Peck, N. E.; Farwell, C. C.; Coelho, P. S.; Arnold, F. H. Improved cyclopropanation activity of histidine-ligated cytochrome P450 enables the enantioselective formal synthesis of levomilnacipran. *Angew. Chem., Int. Ed.* **2014**, *53*, 6810–6813.
- (16) Hernandez, K. E.; Renata, H.; Lewis, R. D.; Kan, S. B. J.; Zhang, C.; Forte, J.; Rozzell, D.; Mcintosh, J. A.; Arnold, F. H. Highly stereoselective biocatalytic synthesis of key cyclopropane intermediate to ticagrelor. *ACS Catal.* **2016**, *6*, 7810–7813.
- (17) Bajaj, P.; Sreenilayam, G.; Tyagi, V.; Fasan, R. Gram-scale synthesis of chiral cyclopropane-containing drugs and drug precursors with engineered myoglobin catalysts featuring complementary stereoselectivity. *Angew. Chem., Int. Ed.* **2016**, *55*, 16110–16114.
- (18) Coombs, J. R.; Morken, J. P. Catalytic enantioselective functionalization of unactivated terminal alkenes. *Angew. Chem., Int. Ed.* **2016**, *55*, 2636–2649.
- (19) Suematsu, H.; Kanchiku, S.; Uchida, T.; Katsuki, T. Construction of aryliridium–salen complexes: enantio- and -selective cyclopropanation of conjugated and nonconjugated olefins. *J. Am. Chem. Soc.* **2008**, *130*, 10327–10337.
- (20) Key, H. M.; Dydio, P.; Clark, D. S.; Hartwig, J. F. Abiological catalysis by artificial haem proteins containing noble metals in place of iron. *Nature* **2016**, *534*, 534–537.
- (21) Key, H. M.; Dydio, P.; Liu, Z.; Rha, J. Y.-E.; Nazarenko, A.; Seyedkazemi, V.; Clark, D. S.; Hartwig, J. F. Beyond iron: iridium-containing P450 enzymes for selective cyclopropanations of structurally diverse alkenes. *ACS Cent. Sci.* **2017**, *3*, 302–308.
- (22) Xu, X.; Wang, Y.; Cui, X.; Wojtas, L.; Zhang, X. P. Metalloradical activation of  $\alpha$ -formyl diazoacetates for the catalytic asymmetric radical cyclopropanation of alkenes. *Chem. Sci.* **2017**, *8*, 4347–4351.
- (23) Minuth, T.; Boysen, M. M. K. Carbohydrate-derived bis-(oxazoline) ligand in the total synthesis of grenadamide. *Synthesis* **2010**, *2010* (16), 2799–2803.
- (24) Reynolds, E. W.; Schwochert, T. D.; McHenry, M. W.; Watters, J. W.; Brustad, E. M. Orthogonal expression of an artificial metalloenzyme for abiotic catalysis. *ChemBioChem* **2017**, *18*, 2380–2384.
- (25) Dydio, P.; Key, H. M.; Nazarenko, A.; Rha, J. Y.-E.; Seyedkazemi, V.; Clark, D. S.; Hartwig, J. F. An artificial metalloenzyme with the kinetics of native enzymes. *Science* **2016**, *354*, 102–106.
- (26) Kan, S. B. J.; Lewis, R. D.; Chen, K.; Arnold, F. H. Directed evolution of cytochrome *c* for carbon–silicon bond formation: Bringing silicon to life. *Science* **2016**, *354*, 1048–1051.
- (27) Prier, C. K.; Zhang, R. K.; Buller, A. R.; Brinkmann-Chen, S.; Arnold, F. H. Enantioselective, intermolecular benzylic C–H amination catalysed by an engineered iron-haem enzyme. *Nat. Chem.* **2017**, *9*, 629–634.
- (28) Bloom, J. D.; Labthavikul, S. T.; Otey, C. R.; Arnold, F. H. Protein stability promotes evolvability. *Proc. Natl. Acad. Sci. U. S. A.* **2006**, *103*, 5869–5874.
- (29) Coelho, P. S.; Wang, Z. J.; Ener, M. E.; Baril, S. A.; Kannan, A.; Arnold, F. H.; Brustad, E. M. A serine-substituted P450 catalyzes highly efficient carbene transfer to olefins. *Nat. Chem. Biol.* **2013**, *9*, 485–487.
- (30) Brandenburg, O. F.; Prier, C. K.; Chen, K.; Knight, A. M.; Wu, Z.; Arnold, F. H. Stereoselective enzymatic synthesis of heteroatom-substituted cyclopropanes. *ACS Catal.* **2018**, in press. DOI: 10.1021/acscatal.7b04423.
- (31) Vottero, E.; Rea, V.; Lastdrager, J.; Honing, M.; Vermeulen, N. P. E.; Commandeur, J. N. M. Role of residue 87 in substrate selectivity and regioselectivity of drug-metabolizing cytochrome P450 CYP102A1M11. *JBIC, J. Biol. Inorg. Chem.* **2011**, *16*, 899–912.
- (32) Turner, N. J. Directed evolution drives the next generation of biocatalysts. *Nat. Chem. Biol.* **2009**, *5*, 567–573.
- (33) Cobb, R. E.; Chao, R.; Zhao, H. Directed evolution: past, present, and future. *AIChE J.* **2013**, *59*, 1432–1440.
- (34) Tinoco, A.; Steck, V.; Tyagi, V.; Fasan, R. Highly diastereo- and enantioselective synthesis of trifluoromethyl-substituted cyclopropanes via myoglobin-catalyzed transfer of trifluoromethylcarbene. *J. Am. Chem. Soc.* **2017**, *139*, 5293–5296.
- (35) Kan, S. B. J.; Huang, X.; Gumulya, Y.; Chen, K.; Arnold, F. H. Genetically programmed chiral organoborane synthesis. *Nature* **2017**, *552*, 132–136.
- (36) Chen, Y.; Ruppel, J. V.; Zhang, X. P. Cobalt-catalyzed asymmetric cyclopropanation of electron-deficient olefins. *J. Am. Chem. Soc.* **2007**, *129*, 12074–12075.
- (37) Cerutti-Delasalle, C.; Mehiri, M.; Cagliero, C.; Rubiolo, P.; Bicchì, C.; Meierhenrich, U. J.; Baldovini, N. The (+)-cis- and (+)-trans-olibanic acids: key odorants of frankincense. *Angew. Chem., Int. Ed.* **2016**, *55*, 13719–13723.
- (38) Jin, C.; Decker, A. M.; Huang, X.-P.; Gilmour, B. P.; Blough, B. E.; Roth, B. L.; Hu, Y.; Gill, J. B.; Zhang, X. P. Synthesis, pharmacological characterization, and structure–activity relationship

studies of small molecular agonists for the orphan GPR88 receptor. *ACS Chem. Neurosci.* **2014**, *5*, 576–587.

(39) Noels, A. F.; Demonceau, A.; Petiniot, N.; Hubert, A. J.; Teyssié, P. Transition-metal-catalyzed reaction of diazocompounds, efficient synthesis of functionalized ethers by carbene insertion into the hydroxylic bond of alcohols. *Tetrahedron* **1982**, *38*, 2733–2739.

(40) Sreenilayam, G.; Moore, E. J.; Steck, V.; Fasan, R. Metal substitution modulates the reactivity and extends the reaction scope of myoglobin carbene transfer catalysts. *Adv. Synth. Catal.* **2017**, *359*, 2076–2089.

(41) Nuss, P.; Eckelman, M. J. Life cycle assessment of metals: a scientific synthesis. *PLoS One* **2014**, *9*, e101298.

(42) Wolf, J. R.; Hamaker, C. G.; Djukic, J.; Kodadek, T.; Woo, L. K. Shape and stereoselective cyclopropanation of alkenes catalyzed by iron porphyrins. *J. Am. Chem. Soc.* **1995**, *117*, 9194–9199.