



ELSEVIER

Contents lists available at ScienceDirect

Data in Brief

journal homepage: www.elsevier.com/locate/dib

Data Article

Direct Blue 71 removal from aqueous solution by laccase-mediated system; A dataset



Fardin Mehrabian^{a,b}, Hossein Kamani^c,
Gholam Hossein Safari^d, Ghorban Asgari^e,
Seyed Davoud Ashrafi^{a,b,*}

^a School of Health, Guilan University of Medical Sciences, Rasht, Iran

^b Research Center of Health and Environment, Guilan University of Medical Sciences, Rasht, Iran

^c Health Promotion Research Center, Zahedan University of Medical Sciences, Zahedan, Iran

^d Department of Environmental Health, School of Public Health, Tabriz University of Medical Sciences, Tabriz, Iran

^e Social Determinants of Health Research Center (SDHRC), Department of Environmental Health Engineering, Hamadan University of Medical Sciences, Hamadan, Iran

ARTICLE INFO

Article history:

Received 5 April 2018

Received in revised form

9 May 2018

Accepted 10 May 2018

Available online 16 May 2018

Keywords:

Laccase

Dye

Direct Blue 71

Removal

Response surface method

Box–Behnken

ABSTRACT

The removal of Direct Blue 71 (DB71), by laccase (EC 1.10.3.2, p-benzenediol:dioxygen oxidoreductases) enzyme in presence of 2,2'-Azinobis-(3-ethylbenzothiazoline-6-sulfonate) (ABTS), in aqueous solution was investigated. Data on this article focused on the optimizing and modeling of DB71 removal by Response surface method (RSM) based on Box–Behnken design (BBD), through studying the effective variables as follows: ABTS dose (0.05–0.2 mM), Laccase dose (0.05–0.2 U mL⁻¹), and pH (3–7). The results of experimental showed that laccase was able to removal DB71 with removal percentage of 83% at concentration of 50 mg L⁻¹ after 30 min incubation in presence of ABTS 0.2 mM, at temperature 40 °C and pH 5. The Analysis of Variance (ANOVA) for the predicted quadratic model was done and quadratic equation showed significant *R*-Squared (0.9969), Adjusted *R*-Squared (0.9914) and Adequate Precision (49.7). The lack of fit is not significant due to *p*-value prob > *F* more than 0.05.

© 2018 The Authors. Published by Elsevier Inc. This is an open access article under the CC BY license (<http://creativecommons.org/licenses/by/4.0/>).

* Corresponding author at: School of Health, Guilan University of Medical Sciences Rasht, Iran.
E-mail address: d_ashrafi@yahoo.com (S.D. Ashrafi).

Specifications Table

Subject area	Environmental Sciences
More specific subject area	Biotechnology
Type of data	Figure and table
How data was acquired	DB71 concentration; UV–vis spectrophotometer (Shimadzu UV 1700, Japan). pH; Digital pH meter (Metrohm). Temperature; Digital thermometer Laccase activity; Standard method by using UV–vis spectrophotometer (Shimadzu UV 1700, Japan).
Data format	Raw, analyzed
Experimental factors	Laccase activity, ABTS and pH levels were studied during the removal reaction.
Experimental features	The main and interaction effects of studied factors on removal efficiency were determined and the removal process was modeled.
Data source location	School of Health, Guilan University of Medical Sciences, Rasht, Iran.
Data accessibility	All data are existing.

Value of the data

- The data will be useful for scientific community wanting to evaluate the capability of laccase enzyme for removal of DB71 from aqueous solutions.
- The main and interaction effects of studied variables on removal efficiency of DB71 by laccase was described in this data article.
- In this data article a quadratic significant model was developed to correlate the studied variables to the DB71 removal by laccase mediated system.
- The data of successful application of laccase for DB71 removal will be useful for who wanting to design DB71 removal process from water and wastewater.

1. Data

Synthetic dyes are known as an important pollutant in wastewater and environment [1–3]. The chemical structure of DB71, studied dye in this research, as a diazo synthetic dye are shown in Fig. 1. Data in Table 1 gives information about the levels of variables pH, laccase activity and ABTS dose, studied in this article. RSM based on BBD as a powerful technique [4–7], was used and the experimental design matrix, along with the actual, predicted, and residual values of DB71 removal efficiency by laccase-mediated system are provided in Table 2. Table 3 gives information about the results of ANOVA, of data by using Design-expert version 7.0.0 (Stat-Ease, trial version) software and RSM based on BBD. According to the results of ANOVA main and interaction effects of all studied variables except interaction effect of BC (laccase dose to ABTS dose) are statically significant (p -value < 0.05). The mathematical model obtained from ANOVA was statically significant (p -value < 0.0001), and the quadratic equation using coded values of

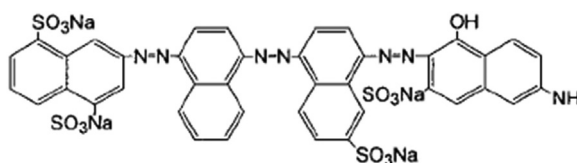


Fig. 1. Chemical structure of DB71.

Table 1
Independent factors, factors cod, actual and coded values.

Independent factors	Factors cod	Actual and coded values		
		Low (– 1)	Medium (0)	High (+ 1)
pH	A	3	5	7
Laccase dose (U mL ⁻¹)	B	0.05	0.125	0.2
ABTS dose (mM)	C	0.05	0.125	0.2

Table 2
BBD matrix of experimental run along with actual and predicted response.

Run number	Levels			Response (%)		
	A	B	C	Actual value	Predicted value	Residuals
1	3	0.125	0.05	47	46.625	0.375
2	7	0.125	0.05	39	39.125	– 0.125
3	5	0.2	0.05	61	62.000	– 1.000
4	5	0.05	0.05	53	52.250	0.750
5	7	0.125	0.2	54	54.375	– 0.375
6	5	0.05	0.2	73	72.000	1.000
7	3	0.125	0.2	73	72.875	0.125
8	5	0.2	0.2	83	83.750	– 0.750
9	3	0.05	0.125	48	49.125	– 1.125
10	7	0.05	0.125	32	32.625	– 0.625
11	3	0.2	0.125	57	56.375	0.625
12	7	0.2	0.125	48	46.875	1.125
13	5	0.125	0.125	63	63.833	– 0.833
14	5	0.125	0.125	64	63.833	0.166
15	5	0.125	0.125	64.5	63.833	0.666

Table 3
ANOVA for the obtained data and fitted quadratic model.

Source	Df	Sum of squares	Mean square	F value	p-value Prob > F	Remarks
A	1	338	338	213.4	< 0.0001	Significant
B	1	231.1	231.1	145.9	< 0.0001	Significant
C	1	861.1	861.1	543.8	< 0.0001	Significant
AB	1	12.2	12.2	7.7	0.0388	Significant
AC	1	30.2	30.2	19.1	0.0072	Significant
BC	1	1	1	0.6	0.4628	Not significant
A ²	1	935.4	935.4	590.7	< 0.0001	Significant
B ²	1	10.2	10.2	6.47	0.0516	Not significant
C ²	1	105.0	105.0	66.3	0.0005	Significant
Model	9	2571.9	285.7	180.4	< 0.0001	Significant
Residual	5	7.9	1.58			
Lack of Fit	3	6.7	2.2	3.8	0.2127	Not significant
Pure Error	2	1.1	0.5			
Cor Total	14	2579.9				

$R^2 = 0.9969$ Adj $R^2 = 0.9914$ Adeq. Precision = 49.7.

studied variables was as follows (Eq. (1));

$$(\%)R = +63.83 - 6.5A + 5.37B + 10.38C + 1.75AB - 2.75AC - 15.92A^2 - 1.67B^2 + 5.33C^2 \quad (1)$$

Figs. 2–4 show the contour plot of the interaction effects of pH, laccase dose and ABTS dose on DB71 removal by laccase enzyme. Fig. 5 shows the normal probability plot of the residual values. Plot

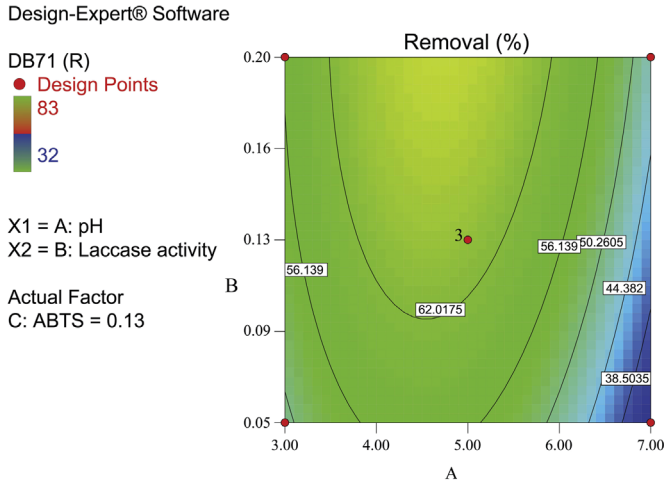


Fig. 2. Contour plot of the interaction effects of pH (A) and laccase dose (B) on DB71 removal.

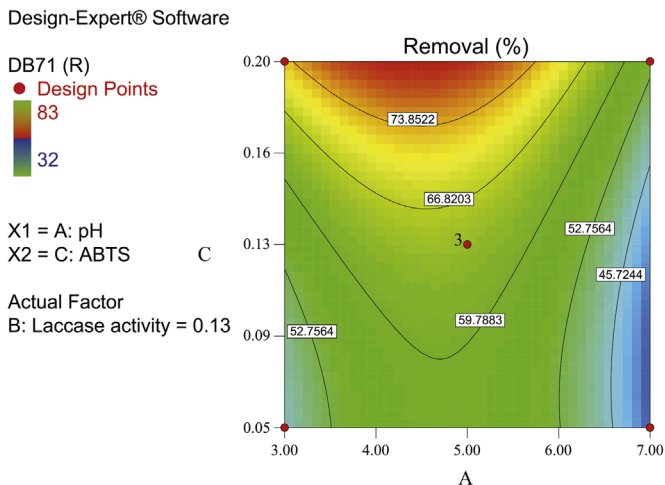


Fig. 3. Contour plot of the interaction effects of pH (A) and ABTS dose (C) on DB71 removal.

of the residual values vs. predicted response values are shown in Fig. 6. Fig. 7 shows the actual values of removal efficiency and the predicted values from the mathematical model.

2. Experimental design, materials and methods

2.1. Materials and analytical measurements

All of the chemicals were of the highest purity available. Laccase from *Trametes versicolor* (activity > 10 U mg⁻¹) and ABTS were purchased from Sigma Aldrich (St. Louis, MO, USA). DB71 was purchased from Alvan Sabet Co. (Tehran, Iran). For assaying the laccase activity, oxidation of ABTS was monitored according to standard method which described in previous works [5,8,9]. Briefly, one activity unit of laccase was defined as the amount of laccase that oxidize 1 μmol of substrate like ABTS per min. Dye concentration was measured by using UV–vis spectrophotometer

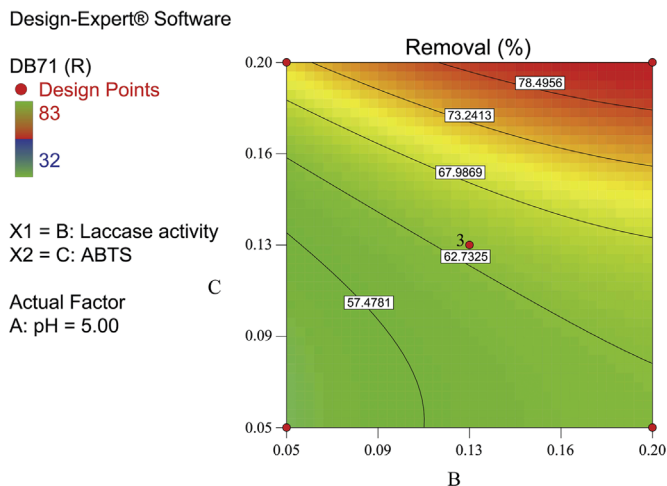


Fig. 4. Contour plot of the interaction effects of laccase dose (B) and ABTS dose (C) on DB71 removal.

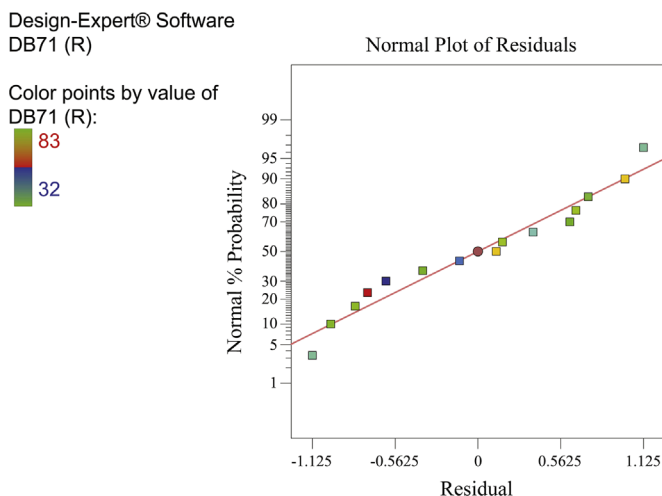


Fig. 5. Normal probability plot of residual values.

(Shimadzu UV 1700, Japan) through a calibration curve by analysis the maximum absorbance wavelength 584 nm and the removal percentage was then calculated [8,10].

2.2. Removal experiments and ANOVA analyzing

Experimental design was developed using RSM based on Box-Behnken design by Design-expert software to determine the runs levels of the studied variables in this research. In order to evaluate the main and interaction effects of variables on DB71 removal and to develop a mathematical model for removal process the ANOVA analyzing was used. The DB71 removal study was done according to the method previously described [8]. Briefly, the final volume of reaction solutions were 5 mL which prepared in 0.1 M citrate sodium buffer. According to the variable matrix (Table 2), the removal reaction was started by adding laccase and incubated at 40 °C and 150 rpm for 30 min.

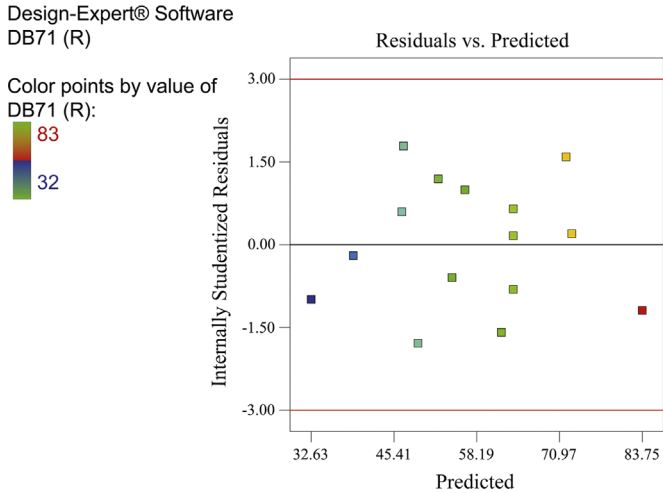


Fig. 6. Plot of residual values vs. predicted response values.

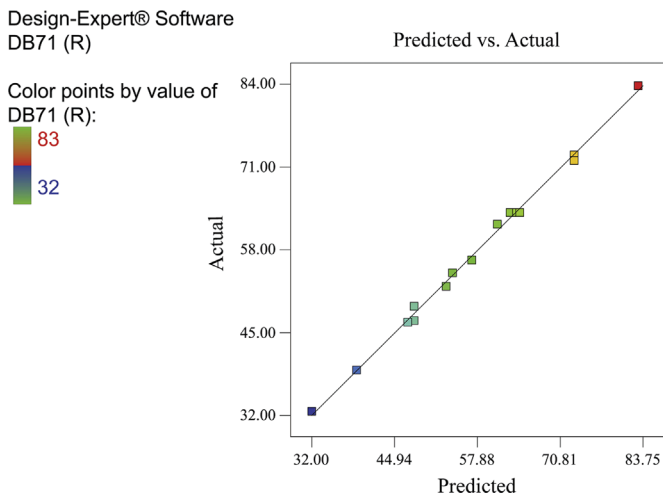


Fig. 7. Actual values of removal efficiency and the predicted values from the mathematical model.

Acknowledgements

The authors acknowledge staff of the Laboratory of Microbiology, School of Health, Guilan University of Medical Sciences. This data article was a part of research project supported financially by a Grant no. 96032002 from the Deputy of Research and Technology, Guilan University of Medical Sciences, Rasht, Iran, and registered in ethics committee under ID number IR.GUMS.REC.1396.137.

Transparency document. Supporting information

Transparency document associated with this article can be found in the online version at <https://doi.org/10.1016/j.dib.2018.05.056>.

References

- [1] H.N. Saleh, M.H. Dehghani, R. Nabizadeh, A.H. Mahvi, F. Hossein, M. Ghaderpoori, et al., Data on the acid black 1 dye adsorption from aqueous solutions by low-cost adsorbent-Cerastoderma lamarcki shell collected from the northern coast of Caspian Sea, *Data Brief* 17 (2018) 774–780.
- [2] E. Hoseinzadeh, A.R. Rahmanie, G. Asgari, G. McKay, A.R. Dehghanian, Adsorption of acid black 1 by using activated carbon prepared from scrap tires: kinetic and equilibrium studies, *J. Sci. Ind. Res. India* 71 (10) (2012) 682–689.
- [3] A. Mohammadi, A. Alinejad, B. Kamarehie, S. Javan, A. Ghaderpoury, M. Ahmadpour, et al., Metal-organic framework UiO-66 for adsorption of methylene blue dye from aqueous solutions, *Int. J. Environ. Sci. Technol.* 14 (2017) 1959–1968.
- [4] S.D. Ashrafi, H. Kamani, H. Soheil Arezomand, N. Yousefi, A.H. Mahvi, Optimization and modeling of process variables for adsorption of Basic Blue 41 on NaOH-modified rice husk using response surface methodology, *Desalin. Water Treat.* 57 (2016) 14051–14059.
- [5] S.D. Ashrafi, S. Nasser, M. Alimohammadi, A.H. Mahvi, M.A. Faramarzi, Optimization of the enzymatic elimination of flumequine by laccase-mediated system using response surface methodology, *Desalin. Water Treat.* 57 (2016) 14478–14487.
- [6] S.D. Ashrafi, H. Kamani, J. Jaafari, A.H. Mahvi, Experimental design and response surface modeling for optimization of fluoroquinolone removal from aqueous solution by NaOH-modified rice husk, *Desalin. Water Treat.* 57 (2016) 16456–16465.
- [7] S.D. Ashrafi, H. Kamani, A.H. Mahvi, The optimization study of direct red 81 and methylene blue adsorption on NaOH-modified rice husk, *Desalin. Water Treat.* 57 (2016) 738–746.
- [8] H. Kamani, G.H. Safari, G. Asgari, S.D. Ashrafi, Data on modeling of enzymatic elimination of Direct Red 81 using response surface methodology, *Data Brief* 18 (2018) 80–86.
- [9] A. Rekuć, J. Bryjak, K. Szymańska, A.B. Jarzębski, Very stable silica-gel-bound laccase biocatalysts for the selective oxidation in continuous systems, *Bioresour. Technol.* 101 (2010) 2076–2083.
- [10] S.D. Ashrafi, S. Rezaei, H. Forootanfar, A.H. Mahvi, M.A. Faramarzi, The enzymatic decolorization and detoxification of synthetic dyes by the laccase from a soil-isolated ascomycete, *Paraconiothyrium variabile*, *Int. Biodeterior. Biodegrad.* 85 (2013) 173–181.