






RESEARCH ARTICLE

Adolescent girls’ attitudes toward female genital mutilation: a study in seven African countries [version 1; referees: 2 approved, 1 not approved]

Koustuv Dalal ¹, Zhanna Kalamatayeva¹, Sourav Mandal², Gainel Ussatayeva¹, Ming Shinn Lee ³, Animesh Biswas ⁴

¹Higher School of Public Health, Al-Farabi Kazakh National University, Almaty, Kazakhstan

²Dr. Kanailal Bhattacharya College, Ramrajatala, Howrah, West Bengal, India

³National Dong Hwa University, Hualien, Taiwan

⁴Centre for Injury Prevention and Research, Dhaka, Bangladesh

v1 First published: 20 Mar 2018, 7:343 (doi: [10.12688/f1000research.14142.1](https://doi.org/10.12688/f1000research.14142.1))
 Latest published: 20 Mar 2018, 7:343 (doi: [10.12688/f1000research.14142.1](https://doi.org/10.12688/f1000research.14142.1))

Abstract

Background: The study’s aim is to examine adolescent girls’ attitudes toward the continuation or discontinuation of female genital mutilation (FGM) in association with their demographics in seven different countries in Africa.

Methods: Data from the women’s survey of the Demographic and Health Surveys (DHS) conducted by the respective ministries (of Health and Family Welfare) in Egypt, Guinea, Kenya, Mali, Niger, Senegal and Sierra Leone were used. Adolescent girls (15–19 years) were included in the current analysis: Egypt (N=636), Guinea (N=1994), Kenya (N= 1767), Mali (N=2791), Niger (N=1835), Senegal (N=3604), Sierra Leone (N=1237).

Results: Prevalence of supporting the continuation of FGM among adolescent girls was in Egypt 58%, Guinea 63%, Kenya 16%, Mali 72%, Niger 3%, Senegal 23%, and Sierra Leone 52%. Being Muslim and having low economic status were significantly associated with supporting the continuation of FGM in five of the participating countries. Girls having no education or only primary education in Guinea, Kenya, Mali and Sierra Leone exhibited a higher likelihood of supporting FGM than girls with secondary or higher education. In Egypt, Niger and Senegal there was no association between education and supporting FGM. The girls who stated that they had no exposure to media showed the higher likelihood of supporting FGM in Guinea, Kenya, and Senegal than those with exposure to media.




Conclusions: The current study argues that increasing media coverage and education, and reducing poverty are of importance for shifting adolescent girls’ attitudes in favor of discontinuation of FGM.




Keywords

female genital cutting, attitudes, Egypt, Guinea, Kenya, Mali, Niger, Senegal, Sierra Leone.

Open Peer Review

Referee Status:   

	Invited Referees		
	1	2	3
version 1 published 20 Mar 2018	 report	 report	 report

- 1 **Els Leye** , Ghent University, Belgium
- 2 **Nesrin Varol** , University of Sydney, Australia
- 3 **Gregory E Gilbert** , Adtalem Global Education, USA
Ross University School of Medicine, Dominica

Discuss this article

Comments (0)

Corresponding author: Animesh Biswas (ani72001@gmail.com)

Author roles: **Dalal K:** Conceptualization, Formal Analysis, Methodology, Validation, Visualization, Writing – Original Draft Preparation, Writing – Review & Editing; **Kalmatayeva Z:** Writing – Original Draft Preparation, Writing – Review & Editing; **Mandal S:** Methodology, Writing – Original Draft Preparation; **Ussatayeva G:** Methodology, Writing – Original Draft Preparation; **Lee MS:** Methodology, Writing – Original Draft Preparation; **Biswas A:** Methodology, Writing – Original Draft Preparation, Writing – Review & Editing

Competing interests: No competing interests were disclosed.

How to cite this article: Dalal K, Kalmatayeva Z, Mandal S *et al.* **Adolescent girls' attitudes toward female genital mutilation: a study in seven African countries [version 1; referees: 2 approved, 1 not approved]** *F1000Research* 2018, 7:343 (doi: [10.12688/f1000research.14142.1](https://doi.org/10.12688/f1000research.14142.1))

Copyright: © 2018 Dalal K *et al.* This is an open access article distributed under the terms of the [Creative Commons Attribution Licence](https://creativecommons.org/licenses/by/4.0/), which permits unrestricted use, distribution, and reproduction in any medium, provided the original work is properly cited.

Grant information: The author(s) declared that no grants were involved in supporting this work.

First published: 20 Mar 2018, 7:343 (doi: [10.12688/f1000research.14142.1](https://doi.org/10.12688/f1000research.14142.1))

Introduction

Female genital mutilation (FGM) is a major public health problem in some parts of the world, especially in Africa and the Middle East¹⁻³. It is recognized as a violation of the human rights of girls and women³, and is a violation of the Convention on the Rights of the Child, which has been ratified by all of the countries where FGM is common except Somalia⁴, as the majority of FGM procedures being carried out on young girls⁵. FGM has no known health benefits⁵ and it can cause many health problems immediately and later in life, for example pain, bleeding, infections, and increased risks during childbirth both for the mother and the baby^{2,6}. The number of victims is estimated to be between 100 and 140 million^{1,3,7}. Around 3 million girls a year face the risk of FGM^{3,7}. In the seven countries included in this multi-country study the estimated prevalence of FGM among girls and women between 15 and 49 years is high (over 85%) in Egypt, Guinea, Mali, and Sierra Leone. In Kenya and Senegal it is almost 30% and in Niger 2%³. However, the prevalence could vary much within countries by ethnic group.

The first step toward changing the practice of FGM is to change attitudes toward it, even though this can be difficult and psychologically painful⁸. Knowing what demographic factors appear to influence attitudes towards FGM can help in deciding on the actions to take to promote changes. It is a question for both governments and the people. Among the governments of the included countries, the prevailing attitude is that FGM should be prevented, and many have signed agreements or passed laws banning it^{7,9}. Even if such laws exist, they may be badly disseminated in some countries due to a lack of central administration^{7,9}. Many governments also turn a blind eye to the practice¹ or are accused of being slow to act⁹. For example, half of Gambian Health Care professionals working in rural areas support the continuation of FGM¹⁰.

More women than men support the practice^{11,12}. Social pressure and tradition are the most compelling factors for the continuation of FGM^{12,13}. There are divergent results on the support for FGM among younger girls. WHO¹⁴ emphasizes that support for discontinuation is high among younger women, while Masho and Matthews¹² and Sipsma and colleagues¹⁵ conclude that younger girls are more supportive of FGM. One reason for this could be their having less experience of circumcision, either their own or that of their daughters¹⁵. There are also contradictory results on religious beliefs. Islam was not a significant predictor of a favorable attitude towards FGM in Guinea, although a majority believed that FGM was accepted by their religion¹¹. In western Africa it was a predictor except in Niger and Nigeria¹⁵. In Ethiopia being Muslim was a predictor¹². One explanation that has been offered is that in Ethiopia religious beliefs are based on transmitted interpretations, not on the original religious texts¹³. Another divergent predictor of attitudes towards FGM is household wealth. Higher levels of household wealth increased women's support for discontinuation in Guinea¹¹. In some countries wealth was associated with supporting FGM and in some the opposite¹⁵. Media also plays a major role in clarifying doubts and misconceptions about FGM¹³. Decision-makers, leaders in the community, and religious leaders are important

channels for modifying cultural beliefs about FGM¹⁶. Women with lack of exposure to mass media supported the continuation of FGM to a higher extent than others¹². Higher education however, is the main factor associated with supporting discontinuation of FGM in most of the studies^{11,12,15-17}. Empowerment is also a key factor in the elimination of FGM¹⁸, although Afifi¹⁹ concludes that only high empowerment combined with high education played a significant role.

A multi-country comparison is a unique opportunity to analyze what demographic factors that are associated with attitudes toward the continuation of FGM. It is especially interesting to focus on young women (girls 15–19 years), a group that will play an important role in future decisions on FGM among young girls, that is, their daughters.

The aim of this study is to examine adolescent girls' attitudes toward the continuation of female genital mutilation in association with their demographics in seven different countries in Africa.

Methods

This study was part of the women's survey of the Demographic and Health Surveys (DHS) conducted by the Ministries of Health and Family Welfare in Egypt, Guinea, Kenya, Mali, Niger, Senegal and Sierra Leone, respectively. Household interviews were performed using the same structured questionnaires (the Women's Questionnaire) in Egypt DHS 2008²⁰, Guinea DHS 2012²¹, Kenya DHS 2008²², Mali DHS 2006²³, Niger DHS 2012²⁴, Senegal DHS 2010–11²⁵, Sierra Leone DHS 2008²⁶.

Initially, we identified the countries with high prevalence of FGM in WHO reports^{2,3}. We then searched in DHS databases for FGM prevalence in the selected countries. Due to language barriers, we have only selected countries with English databases for FGM. Seven countries were ultimately selected for the current study.

The sample for the women's surveys included women of reproductive age (between 15 and 49 years) from both rural and urban areas. The sampling within each country used the sampling procedure probability proportional to population size (PPS) based on the sizes of the state's/region's urban and rural populations, which led to nationally representative samples. In each of these seven countries the DHS used almost identical multistage sampling procedures. Primary sampling units (PSUs) were selected from all administrative regions in both rural and urban areas using the probability PPS based on the most recent census of each country. Households were then selected randomly from the PSUs. Finally, based on the selection criteria, respondents were selected from the households. In the current study, seven countries with differing populations (in 2008) are included: Egypt (74.9 million), Guinea (10.3 million), Kenya (38.0 million), Mali (12.7 million), Niger (14.7 million), Senegal (12.7 million), Sierra Leone (5.5 million). In each country, sampling is based on PPS of the population. Therefore, population size has no potential influence on the current study. More details of the sampling procedures and survey methods are available in Egypt

DHS 2008²⁰, Guinea DHS 2012²¹, Kenya DHS 2008²², Mali DHS 2006²³, Niger DHS 2012²⁴, Senegal DHS 2010–11²⁵, Sierra Leone DHS 2008²⁶.

All DHSs are global initiatives to monitor demographic and health issues, including the Millennium Development Goals, in the developing countries. The respective governments, the United States Agency for International Development (USAID), and other international donor agencies finance DHSs. Macro International Incorporated (Calverton, MD) provides the technical support for conducting DHSs. DHSs are well controlled by field experts at national and international level and therefore are rigorously planned, well organized, strictly monitored, reliable, and widely used, especially in the developing countries. Experts have provided training and guidance to the field workers to develop the awareness and skills necessary to facilitate the optimal response from the respondents. Interviewers also received training in handling private responses without putting the respondents or the interviewer at risk. An interviewer's manual was developed and provided to the field workers. The main questionnaire was initially formulated in English and then translated into local languages as needed, using appropriate scientific methods (translations and back-translations). The current study used the secondary data generated by the above-mentioned DHSs.

In the current study, female adolescents (15–19 years) were identified in the seven aforementioned sample sets and were included in the current analysis: Egypt (N=636, 4% of total women respondents), Guinea (N=1994, 21.8%), Kenya (N=1767, 20.3%), Mali (N=2791, 21.1%), Niger (N=1835, 17%), Senegal (N=3604, 23%), Sierra Leone (N=1237, 17.1%).

Variables of interest

The main variable of interest for the current study was “Circumcision should continue or be stopped?” The respondents had the options “should continue” and “should not continue.” The current study used this as the dependent variable in all bivariate and multivariate analyses.

Independent variables

Place of residence: Urban or rural area

Religion: Muslim and non-Muslim. The original questionnaire included other religions as well. However in the current analysis, all other religions than Muslim have been combined into new variable: non-Muslim.

Education: None, or primary, secondary, or higher education. In the current analysis, secondary and higher education were merged into a new variable “Secondary+.”

Exposure to media: The survey questionnaire had asked respondents about reading newspapers or magazines, listening to radio, and watching television. The current study created a new variable “exposure to media” by merging these three variables. Several studies have indicated that media plays an important role in the discontinuation of FGM^{12,13,16}.

Economic status: This was a composite measure of the cumulative living standard of the households, considering all economic assets (such as radios, televisions, bicycles), materials used for construction of houses, types of water access, and sanitation facilities. Principal components analysis (PCA) was used to estimate individual households on a continuous scale of relative wealth^{20–26}. This was a standardized scale in the normal distribution with a mean of zero and a standard deviation of one. Then, using the standardized scores, wealth quintiles were created: poorest, poorer, middle, richer, and richest.

Ethical issues

The current study uses secondary data collected from the DHS Program. The DHS had received ethical permission from the Institutional Review Board of Opinion Research Corporation (ORC) Macro International Inc.

Statistical analyses

Prevalence was estimated for each country to reflect adolescent girls' supportive attitudes on continuation of FGM. The proportions and chi-squared tests were used to explore the cross relationships between dependent and independent variables. Multivariate logistic regressions were performed to study the potential associations between justification of female genital mutilation and respondents' socioeconomic factors and exposure to media. Data were analyzed using IBM SPSS version 20.0.

Results

The sample consisted of 15–19 year-old girls in seven countries in Africa. The mean age of respondents was 17 years in six countries, and 18 years in Egypt. The proportion of respondents residing in rural areas was: in Egypt 77.4%; Guinea 55.6%; Kenya 75.5%; Mali 57.4%; Niger 62.8%; Senegal 57.5%; Sierra Leone 45.8%. Respondents were mainly of the Muslim religion in (Egypt 97.2%; Guinea 88.5%; Mali 88.9%; Senegal 94.8%). Kenya had only 17.7% Muslim respondents, and Sierra Leone had 69% Christian. **Figure 1** shows the educational levels of the respondents by country.

Prevalence of FGM among all respondents of reproductive age (15–49 years) was in Egypt 94.4% (15–19 years: 91.5%); Guinea 97.9% (95.7%); Kenya 31.6% (22.7%); Mali 88.7% (88.6%); Niger 4.2% (3.5%); Senegal 40% (40.3%) Sierra Leone 90.9% (70.6%).

In **Figure 2** we have assessed the prevalence of FGM among adolescent girls and their attitudes towards continuing FGM. Prevalence of supporting the continuation of FGM among adolescent girls was in Egypt 58%, Guinea 63%, Kenya 16%, Mali 72%, Niger 3%, Senegal 23%, and Sierra Leone 52%.

In Niger no significant differences were found between demographic factors and supporting the continuation of FGM (**Table 1**) (due to the missing cases or the low proportion of support). In all other countries, girls living in rural areas or with poor economic status were more likely to support FGM. Also lower-educated girls and girls who were not exposed to media

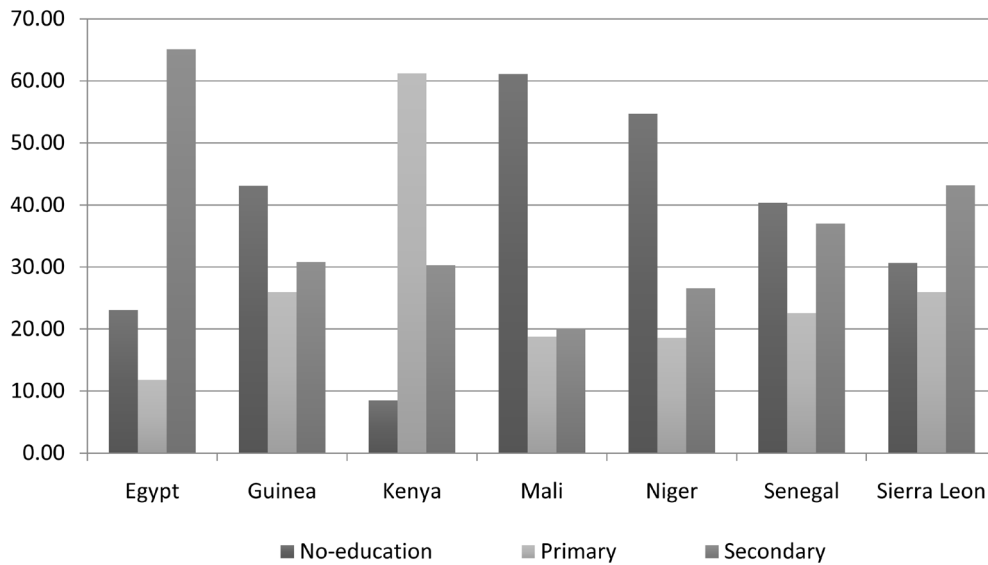


Figure 1. Education levels among adolescent girls (15–19 years) in seven African countries.

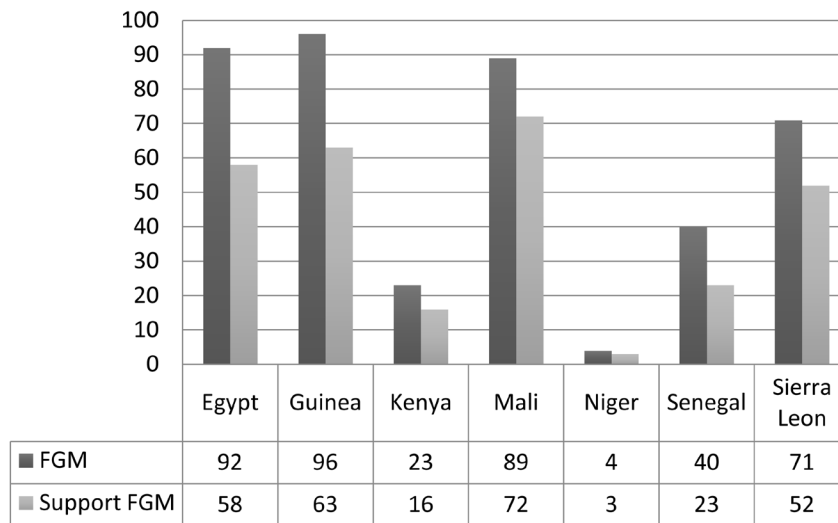


Figure 2. Prevalence of FGM among adolescent girls (15–19 years) and their attitudes towards continuation of FGM.

supported the continuation of FGM to a greater extent, except in Egypt.

Mali, Niger, Guinea, and Senegal had more than 40% uneducated adolescent girls (15–19 years). Almost two-thirds of respondents (15–19 years) in Kenya and Egypt had primary and secondary education respectively. Figure 1 has presented the education levels for adolescent girls (15–19 years) in seven African countries

After adjusting for all other independent variables in this study, using a logistic regression for each country independently, some

results are found that are similar between the countries and one that differs between the countries (Table 2). Religion and economic status were significantly associated with supporting the continuation of FGM in five of the participating countries. Non-Muslim participants (Odds Ratios between 0.093 and 0.502, $p < 0.005$) were less likely to support FGM than Muslim participants in all countries except Egypt and Niger. Lower economic status (Odds Ratios between 2.226 and 7.802, $p < 0.005$) gave a greater likelihood of supporting FGM than did the richest group in all countries but Mali. In Guinea, Kenya, Mali and Sierra Leone, having no education (Odds Ratios between 1.937 and 4.657, $p < 0.005$) or only primary education (Odds

Table 1. Demographic factors and economic status of adolescent (15–19 years) girls who supported continuation of FGM in Egypt (2008), Guinea (2012), Kenya (2008), Mali (2006), Niger (2012), Senegal (2010–11), Sierra Leone (2008).

	Egypt		Guinea		Kenya		Mali		Niger		Senegal		Sierra Leone	
	N	% supported	N	% supported	N	% supported	N	% supported	N	% supported	N	% supported	N	% supported
	N=636	58.0%	N=1994	69.3%	N=1767	16.2%	N=2791	71.3%	N=1835	2.8%	N=3604	22.7%	N=1237	52%
<i>Place of residence</i>		P=0.005		P<0.001		P<0.017		P=0.014		P=0.694		P<0.001		P<0.001
Urban	144	48%	883	63%	411	12%	1229	69%	366	3%	1391	17%	668	43%
Rural	492	61%	1109	74%	1222	17%	1562	73%	243	2.5%	1663	27%	569	62%
<i>Religion</i>		P=0.095		P<0.001		P<0.001		P<0.001		P=0.492		P<0.001		P<0.001
Non-Muslim	18	39%	230	54%	1340	8%	324	60%	16	0%	143	10%	384	33%
Muslim	618	59%	1762	71%	291	56%	2467	73%	593	3%	2931	23%	853	60%
<i>Education</i>		P=0.637		P<0.001		P<0.001		P<0.001		P=0.39		P<0.001		P<0.001
No education	147	61%	859	77%	135	72%	1669	76%	282	3.5%	1208	28%	381	68%
Primary	75	59%	518	73%	975	12%	539	70%	127	3%	668	24%	320	55%
Secondary+	414	57%	615	56%	523	9%	583	58%	200	1.5%	1198	17%	536	38%
<i>Exposure to media</i>		P=0.710		P<0.001		P<0.001		P<0.001		p=0.237		P<0.001		P<0.001
No	15	53%	500	76%	242	49%	349	63%	99	1%	237	37%	404	64%
Yes	621	58%	1479	67%	1387	10%	2403	73%	507	3%	2837	22%	813	45%
<i>Economic status</i>		P=0.003		P<0.001		P<0.001		P<0.001		P=0.302		P<0.001		P<0.001
Poorest	192	66%	332	83%	351	34%	424	79%	50	0%	668	33%	174	66%
Poorer	182	60%	336	74%	278	13%	472	73%	56	5%	667	29%	156	60%
Middle	124	55%	355	72%	325	15%	506	71%	63	5%	766	23%	200	59%
Richer	87	53%	516	62%	333	10%	518	66%	101	4%	545	15%	279	50%
Richest	51	37%	453	63%	346	8%	871	70%	339	2%	428	6%	428	41%

P-values of chi-square test.

Table 2. Multivariate regression analysis of FGM for demographic factors and economic status in Egypt (2008), Guinea (2012), Kenya (2008), Mali (2006), Niger (2012), Niger (2010–11), Sierra Leone (2008).

	Egypt		Guinea		Kenya		Mali		Niger		Senegal		Sierra Leone	
	ORs	95% C.I.	ORs	95% C.I.	ORs	95% C.I.	ORs	95% C.I.	ORs	95% C.I.	ORs	95% C.I.	ORs	95% C.I.
<i>Residency</i>														
Urban	0.816	0.529 1.258	1.075	0.78 1.481	0.697	0.384 1.266	0.848	0.66 1.091	4.294	0.977 18.874	1.078	0.864 1.346	0.759	0.538 1.071
Rural	1.0		1.0		1.0		1.0		1.0		1.0		1.0	
<i>Religion</i>														
Non-Muslim	2.426	0.913 6.449	0.38 0.279	0.522* 0.093	0.063	0.136* 0.502	0.502	0.389 0.646*	0.0	0.0 -	0.319	0.18 0.565*	0.378	0.29 0.492*
Muslim	1.0		1.0		1.0		1.0		1.0		1.0		1.0	
<i>Education</i>														
No education	1.181	0.796 1.752	1.937	1.5 2.502*	4.657	2.539 8.54*	2.577	2.059 3.225*	2.764	0.625 12.221	1.181	0.944	1.476	2.167 1.539 3.052*
Primary	1.025	0.614 1.71	2.108	1.609 2.761*	0.85	0.567 1.276	1.669	1.29 2.16*	1.802	0.368 8.816	1.175	0.919	1.503	1.616 1.182 2.209*
Secondary*	1.0		1.0		1.0		1.0		1.0		1.0		1.0	
<i>Media exposure</i>														
No	0.615	0.211 1.79	1.493	1.139 1.957*	2.837	1.812 4.442*	0.486	0.376 0.627*	0.223	0.027 1.824	1.439	1.071	1.935*	1.282 0.951 1.728
Yes	1.0		1.0		1.0		1.0		1.0		1.0		1.0	
<i>Economic status</i>														
Poorest	2.989	1.438 6.209*	1.783	1.108 2.868*	1.536	0.692 3.408	1.346	0.936 1.936	0.0	0.0 -	6.747	4.264 10.676*	1.279	0.769 2.127
Poorer	2.226	1.092 4.539*	1.283	0.816 2.018	1.93	0.891 4.184	0.855	0.611 1.196	7.802	1.236 49.24†	5.923	3.786 9.264*	1.087	0.664 1.781
Middle	1.836	0.892 3.779	1.226	0.806 1.865	2.4	1.157 4.977*	0.759	0.549 1.048	6.736	1.071 42.374†	4.297	2.796 6.602*	1.073	0.697 1.652
Richer	1.751	0.831 3.688	0.824	0.618 1.099	1.235	0.625 2.442	0.756	0.575 0.994	3.418	0.844 13.836	2.657	1.685 4.189*	1.094	0.777 1.542
Richest	1.0		1.0		1.0		1.0		1.0		1.0		1.0	

1.0 denotes reference category. Significance level: * = p<0.001; † = p<0.050

Ratios between 1.616 and 2.108, $p < 0.005$) resulted in a greater likelihood of supporting FGM than having secondary or higher education. In Egypt, Niger and Senegal there was no association between education and supporting FGM. The girls who stated that they had no media exposure (Odds Ratios between 1.439 and 2.837, $p < 0.005$) showed a greater likelihood of supporting FGM in Guinea, Kenya and Senegal than those with media exposure. In Mali (Odds Ratio=0.486, $p < 0.005$) the result showed the opposite: girls with no media exposure were less likely to support FGM than those with media exposure.

Discussion

In the seven countries compared in this paper, support for FGM among adolescent girls (15–19 years of age) ranged from 3% to 71%. The countries where the support for FGM was over 50% were Egypt, Guinea, Mali, and Sierra Leone. In Senegal slightly more than 20%, and in Kenya slightly fewer than 20% of respondents supported the continuation of FGM. In Niger only 3% supported FGM; however there was a large proportion of missing cases, because the FGM prevalence is very low. The current study has indicated that adolescent girls from highly FGM-prevalent countries were more supportive of continuing FGM than those from low prevalence countries. Guinea, Kenya, Senegal, and Sierra Leone have demonstrated that exposure to media (newspapers, magazines, radio or television) has a positive effect for reducing the justification of FGM among adolescent girls. The situation in Mali is the complete opposite. Adolescent girls in Mali who are exposed to media supported the continuation of FGM more than those who are not exposed to media. The Mali study was the oldest (2006) among the seven countries, and this inconsistent finding may indicate that media did not play its expected role of protecting girls from FGM. In a recent UN report, a number of organizations have urged more media coverage to motivate the discontinuation of FGM in the affected countries²⁷. The current study echoes these calls for stronger media coverage towards discontinuation of FGM. An integrative review study has assessed 16 studies of which only five have focused on attitudes towards FGM in the country of origin¹³. The current study uses nationally representative data from seven countries.

No education, rural residence, and lack of information ignite attitudes in favor of the continuation of FGM. Previous studies have also signaled the same findings¹². Empowerment is often considered an explanatory factor of supporting the discontinuation of FGM^{18,19}. In this study the participants are 15–19 years old, live with their families, and have no socioeconomic empowerment. This could explain why the girls in the current study to some extent accepted family-oriented socioeconomic and cultural norms and supported the continuation of FGM.

Economic status and education are factors that could change attitudes toward FGM^{16,27}. The current study similarly recommends more education and less poverty as ways to shift attitudes in favor of a discontinuation of FGM.

This study is cross-sectional in nature which leads to difficulties in assigning causal relationships between respondents'

background factors and favoring FGM. Prevalence of FGM has been determined from respondents' self-reporting. No clinical examination was performed to verify their reported genital mutilation. Therefore, the reported prevalence could over- or underestimate the actual rate. Though all the seven DHSs have tried to select samples in all strata of the country using probability proportional to population size (PPS), after finalization of the study data, some countries have fewer respondents in the adolescent group (15–19 years). Also, countries like Niger have very low FGM prevalence. Polarization in the distribution of data (such as by religion) may lead to non-significant results. The current study used the same questionnaires for identifying the FGM prevalence and for assessing teenagers' attitudes towards continuation of FGM using quantitative research. However, we have no answer to why the youngest generation of women supports FGM. Appropriate qualitative studies among adolescent girls exploring the reasons for such support could lead to more effective policy-making to eradicate FGM. Due to the large variations within countries, the importance ascribed to country-specific data in tailoring approaches to effectively reduce and eliminate FGM is in our view well warranted^{12,15}.

Policy implications

To the best of our knowledge, the current study is the first to examine the attitudes of adolescent girls (15–19 years) regarding the discontinuation of FGM in seven countries. The findings of the current study support the provision and dissemination of adequate education to eliminate FGM, and emphasize the important role of media. The study has considerable implications for policy aiming to eliminate FGM, as higher prevalence indicates a higher supportive attitude among adolescent girls. UN bodies are advocating for the elimination of FGM. However, if teenage girls support FGM, they are likely to continue the practice with their daughters when they become mothers. Previous studies have recommended educational, community, and media intervention^{1,4,14–16}. The findings presented here indicate that the youngest women should be targeted for necessary interventions.

Data availability

The DHS Program owns data used in this study. The DHS data for all the seven countries are available for researchers interested in further analyses. Researchers should contact The DHS Program and get permission to use the required data.

Competing interests

No competing interests were declared.

Grant information

The author(s) declared that no grants were involved in supporting this work.

Acknowledgements

The DHS Program for collecting and providing data for scientific research and publications. Assoc. Professor Susanna Geidne, PhD, Örebro University for her generous contribution and comments.

References

1. Eke N: **Female genital mutilation: What can be done?** *Lancet*. 2000; **356**(Suppl): S57.
[PubMed Abstract](#) | [Publisher Full Text](#)
2. WHO: **Eliminating Female genital mutilation: An interagency statement**. Geneva: World Health Organization; 2008.
[Reference Source](#)
3. World Health Organization: **Female genital mutilation and other harmful practices: Prevalence of FGM**. [cited 2018 Feb10], Accessed 2017-09-18.
[Reference Source](#)
4. **Convention on the Rights of the Child**. [cited 2018 February 10].
[Reference Source](#)
5. World Health Organization: **Female Genital Mutilation**. [cited 2018 February 10].
[Reference Source](#)
6. Rushwan H: **Female genital mutilation: A tragedy for women's reproductive health**. *Afr J Urol*. 2013; **19**(3): 130–133.
[Publisher Full Text](#)
7. **UNFPA-UNICEF joint programme on female genital mutilation/cutting**. [cited 2018 February 12].
[Reference Source](#)
8. Lien IL, Schultz JH: **Internalizing knowledge and changing attitudes to female genital cutting/mutilation**. *Obstet Gynecol Int*. 2013; **2013**: 467028.
[PubMed Abstract](#) | [Publisher Full Text](#) | [Free Full Text](#)
9. Wakabi W: **Africa battles to make female genital mutilation history**. *Lancet*. 2007; **369**(9567): 1069–1070.
[PubMed Abstract](#) | [Publisher Full Text](#)
10. Kaplan A, Hechavarria S, Bernal M, *et al.*: **Knowledge, attitudes and practices of female genital mutilation/cutting among health care professionals in The Gambia: a multiethnic study**. *BMC Public Health*. 2013; **13**: 851.
[PubMed Abstract](#) | [Publisher Full Text](#) | [Free Full Text](#)
11. Gage AJ, Van Rossem R: **Attitudes toward the discontinuation of female genital cutting among men and women in Guinea**. *Int J Gynaecol Obstet*. 2006; **92**(1): 92–96.
[PubMed Abstract](#) | [Publisher Full Text](#)
12. Masho SW, Matthews L: **Factors determining whether Ethiopian women support continuation of female genital mutilation**. *Int J Gynaecol Obstet*. 2009; **107**(3): 232–235.
[PubMed Abstract](#) | [Publisher Full Text](#)
13. Reig Alcaraz M, Siles González J, Solano Ruiz C: **Attitudes towards female genital mutilation: an integrative review**. *Int Nurs Rev*. 2014; **61**(1): 25–34.
[PubMed Abstract](#) | [Publisher Full Text](#)
14. World Health Organization: **Female genital mutilation and other harmful practices**. [cited 2018 January 30].
[Reference Source](#)
15. Sipsma HL, Chen PG, Ofori-Atta A, *et al.*: **Female genital cutting: current practices and beliefs in western Africa**. *Bull World Health Organ*. 2012; **90**(2): 120–127F.
[PubMed Abstract](#) | [Publisher Full Text](#) | [Free Full Text](#)
16. Dalal K, Lawoko S, Jansson B: **Women's attitudes towards discontinuation of female genital mutilation in Egypt**. *J Inj Violence Res*. 2010; **2**(1): 41–47.
[PubMed Abstract](#) | [Publisher Full Text](#) | [Free Full Text](#)
17. Alo OA, Gbadebo B: **Intergenerational attitude changes regarding female genital mutilation after immigration to Nigeria**. *J Womens Health (Larchmt)*. 2011; **20**(2): 1655–1661.
[PubMed Abstract](#) | [Publisher Full Text](#)
18. Isman E, Ekéus C, Berggren V: **Perceptions and experiences of female genital mutilation after immigration to Sweden: an explorative study**. *Sex Reprod Healthc*. 2013; **4**(3): 93–98.
[PubMed Abstract](#) | [Publisher Full Text](#)
19. Afifi M: **Women's empowerment and the intention to continue the practice of female genital cutting in Egypt**. *Arch Iran Med*. 2009; **12**(2): 154–160.
[PubMed Abstract](#)
20. **Egypt Demographic and Health Survey 2008**. [cited 2017 December 20].
[Reference Source](#)
21. Institut National de la Statistique Ministère du Plan Conakry Guinée: **Guinée Enquête Démographique et de Santé et à Indicateurs Multiples (EDS-MICS) 2012**. [cited 2017 December 20].
[Reference Source](#)
22. **Kenya Demographic and Health Survey 2008–09**. [cited 2017 December 20].
[Reference Source](#)
23. Cellule de Planification et de Statistique du Ministère de la Santé (CPS/MS), Direction Nationale de la Statistique et de l'Informatique du Ministère de l'Économie, de l'Industrie et du Commerce (DNSI/MEIC), *et al.*: **Mali Enquête Démographique et de Santé (EDSM-IV) 2006**. [cited 2017 December 20].
[Reference Source](#)
24. Institut National de la Statistique (INS), ICF International: **Niger Enquête Démographique et de Santé et à Indicateurs Multiples 2012**. [cited 2017 December 20].
[Reference Source](#)
25. Agence Nationale de la Statistique et de la Démographie (ANSD) [Senegal], ICF International: **Senegal Demographic and Health Survey – Multiple Indicator Cluster Survey (EDS-MICS) 2010–2011**. 2012. [cited 2017 December 20].
[Reference Source](#)
26. **Sierra Leone Demographic and Health Survey 2008**. [cited 2017 December 20].
[Reference Source](#)
27. UNFPA: **Female Genital Mutilation**. [cited 2018 January 20].
[Reference Source](#)

Open Peer Review

Current Referee Status:



Version 1

Referee Report 09 July 2018

doi:10.5256/f1000research.15382.r35488



Gregory E Gilbert  ^{1,2}

¹ Learning Sciences, Adtalem Global Education, 3005 Highland Parkway, Downers Grove, IL, USA

² Ross University School of Medicine, Roseau, Dominica

Thank you very much for the opportunity to review this potentially important manuscript. Unfortunately, it suffers from a fatal flaw.

First, recommendations. This reviewer strongly recommends English language editing to improve clarity, readability, and flow of the text. The authors are to be congratulated for authoring a coherent manuscript and have done much better than this reviewer could do in (what is presumed to be a language other than their primary language).

The fatal flaw has to do with study design. A complex survey design was used in at least to survey the Kenyan (and I suspect other) population(s). This two-stage sampling design oversampled urban populations and undersampled those in the North East province. Not taking the sampling design into account when doing the analysis has critical implications and renders and conclusions wrong. This reviewer is unaware of SPSS survey sampling software; however, SAS has several survey procedures (PROC SURVEYMEANS, PROC SURVEYFREQ, PROC SURVEYPHREG), R (which is free) has a package for complex survey analysis (survey), and RTI (SUDAAN) all have software for handling complex surveys designs.

Is the work clearly and accurately presented and does it cite the current literature?

No

Is the study design appropriate and is the work technically sound?

No

Are sufficient details of methods and analysis provided to allow replication by others?

No

If applicable, is the statistical analysis and its interpretation appropriate?

No

Are all the source data underlying the results available to ensure full reproducibility?

Yes

Are the conclusions drawn adequately supported by the results?

No

Competing Interests: No competing interests were disclosed.

I have read this submission. I believe that I have an appropriate level of expertise to state that I do not consider it to be of an acceptable scientific standard, for reasons outlined above.

Referee Report 18 June 2018

doi:10.5256/f1000research.15382.r34761



Nesrin Varol 

Sydney Medical School, Discipline of Obstetrics, Gynaecology and Neonatology, University of Sydney, Sydney, NSW, Australia

This is an important article that points out the most crucial aspects of the process of abandonment of FGM. Education, financial independence for women, and addressing poverty are some of the key factors to change attitudes and protect girls and women.

Please see my other comments:

Page 1**Abstract****Methods**

Please delete “different” in “...seven different countries in Africa.” Countries are different by definition.

Results

Please correct grammar here and again in results section. “Prevalence of supporting the continuation.....girls was 58% in Egypt, 63% in Guinea, etc...”

Or

“Prevalence of supporting the continuation.....girls was: 58% Egypt, 63% Guinea, etc.....”

Page 3**Introduction**

1. “.....where FGM is common except Somalia⁴, as the majority of FGM procedures being carried out on young girls⁵.”

Meaning of the end of this sentence is unclear. You mean that Somalia is the only country that hasn't ratified the Conventions. You also mean that FGM is a violation of human rights etc because it's being performed on children / young girls. The grammar needs to be changed here. Perhaps write: “It is recognized as a violation of the human rights of girls and women³, and is a violation of the Convention on the Rights of the Child, as the majority of FGM procedures being carried out on young girls⁵ These have been ratified by all of the countries where FGM is common except Somalia⁴.

2. “In the seven countries included in this multi-country study the estimated prevalence of FGM among girls and women between 15 and 49 years is high (over 85%) in Egypt, Guinea, Mali, and Sierra Leone.” You write “in the seven countries” but then only write the names of four, i.e Egypt, Guinea, Mali and Sierra

Leone.

3. "More women than men support the practice"^{11,12}

Please write which countries this statement refers to or detail the statement a little further.

4. "A multi-country comparison is a unique opportunity to analyze what demographic factors that are associated with attitudes toward the continuation of FGM."

Please delete "that".

5. "The aim of this study is to examine adolescent girls' attitudes toward the continuation of female genital mutilation in association with their demographics in seven different countries in Africa. "

Change to FGM. Once you have written an acronym, continue to use it throughout the article. Delete "different" again.

Page 4

Methods

"All DHSs are global initiatives to monitor demographic and health issues, including the Millennium Development Goals, in the developing countries."

The MDGs are the older Goals that were used. Also perhaps change from "developing" to "low-income".

So: "...including the past Millennium, in low-income countries."

Results

"Respondents were mainly of the Muslim religion."

The religion is Islam, the people who follow Islam are Muslims. Please change to "...of the religion of Islam."

or

"...of the Islamic religion."

Page 5

Results

1. "Almost two-thirds of respondents (15–19 years) in Kenya and Egypt had primary and secondary education respectively. "

Please place a comma after "...education, ...".

2. Figures 1 & 2. "Sierra Leone" is missing the "e" at end of Leone.

3. "Non-Muslim participants (Odds Ratios between 0.093 and 0.502, $p < 0.005$) were less likely to support FGM than Muslim participants in all countries except Egypt and Niger. "

It would be interesting for the reader to know the details of the results in Egypt and Niger. It is an important result and should be nuanced in its presentation. Are Muslims less likely to support FGM than non-Muslims? If so, please state that with the appropriate numbers.

Page 8

"The situation in Mali is the complete opposite. Adolescent girls in Mali who are exposed to media supported the continuation of FGM more than those who are not exposed to media. The Mali study was the oldest (2006) among the seven countries, and this inconsistent finding may indicate that media did not play its expected role of protecting girls from FGM. "

Yes, this is indeed an interesting finding. It would be good for you to speculate on why this may be the case. Your interpretation is part of a discussion of your findings. Perhaps the reasons may be that the

social obligation / pressure is even more entrenched in Mali? Or religious pressure? Or even lower levels of education as compared to the other countries?

Is the work clearly and accurately presented and does it cite the current literature?

Yes

Is the study design appropriate and is the work technically sound?

Yes

Are sufficient details of methods and analysis provided to allow replication by others?

Yes

If applicable, is the statistical analysis and its interpretation appropriate?

I cannot comment. A qualified statistician is required.

Are all the source data underlying the results available to ensure full reproducibility?

Yes

Are the conclusions drawn adequately supported by the results?

Yes

Competing Interests: No competing interests were disclosed.

I have read this submission. I believe that I have an appropriate level of expertise to confirm that it is of an acceptable scientific standard.

Referee Report 17 May 2018

doi:[10.5256/f1000research.15382.r33115](https://doi.org/10.5256/f1000research.15382.r33115)



Els Leye 

International Centre for Reproductive Health, Ghent University, Ghent, Belgium

The paper provides a secondary analysis of attitudes of adolescent girls towards continuation of FGM in association with a number of variables (demographic). The paper is well written, straightforward, and shows some surprising results.

I think it is worthwhile publishing, as it sheds light on a particular group of interest when it comes to prevention of FGM, i.e. adolescent girls.

Some minor comments: .

- use most recent prevalence data (200 million with FGM), from UNICEF 2016
- typo in 3rd paragraph of introduction, page 3: One reason for this could be they're (not their)...
- typo in 4th paragraph of introduction, page 3: remove 'that' in second line.

Page 4, methods section: Millennium Development Goals have expired; you should update with the Sustainable Development Goals.

Page 8, last sentence of first paragraph of discussion: I do not really see the relevance.

Page 8, second column, line 5: typo: should be underestimate.

Is the work clearly and accurately presented and does it cite the current literature?

Yes

Is the study design appropriate and is the work technically sound?

Yes

Are sufficient details of methods and analysis provided to allow replication by others?

Yes

If applicable, is the statistical analysis and its interpretation appropriate?

I cannot comment. A qualified statistician is required.

Are all the source data underlying the results available to ensure full reproducibility?

Yes

Are the conclusions drawn adequately supported by the results?

Yes

Competing Interests: No competing interests were disclosed.

I have read this submission. I believe that I have an appropriate level of expertise to confirm that it is of an acceptable scientific standard.

The benefits of publishing with F1000Research:

- Your article is published within days, with no editorial bias
- You can publish traditional articles, null/negative results, case reports, data notes and more
- The peer review process is transparent and collaborative
- Your article is indexed in PubMed after passing peer review
- Dedicated customer support at every stage

For pre-submission enquiries, contact research@f1000.com

F1000Research