



CrossMark  
click for updates

Cite this: *Chem. Sci.*, 2016, 7, 6190

# Nucleophile promoted gold redox catalysis with diazonium salts: C–Br, C–S and C–P bond formation through catalytic Sandmeyer coupling†

Haihui Peng,<sup>a</sup> Rong Cai,<sup>b</sup> Chang Xu,<sup>c</sup> Hao Chen<sup>\*c</sup> and Xiaodong Shi<sup>\*a</sup>

Gold-catalyzed C-heteroatom (C–X) coupling reactions are evaluated without using sacrificial oxidants. Vital to the success of this methodology is the nucleophile-assisted activation of aryldiazonium salts, which could be an effective oxidant for converting Au(I) to Au(III) even without the addition of an assisting ligand or photocatalyst. By accelerating the reaction kinetics to outcompete C–C homo-coupling or diazonium dediazonation, gold-catalyzed Sandmeyer reactions were achieved with different nucleophiles, forming C–Br, C–S and C–P bonds in high yields and selectivities.

Received 20th April 2016

Accepted 9th June 2016

DOI: 10.1039/c6sc01742h

www.rsc.org/chemicalscience

Homogeneous gold catalysis has been well developed for the activation of C–C multiple bond in the past two decades.<sup>1</sup> However, compared with Pd(0), a d<sup>10</sup> isoelectronic counterpart, traditional redox chemistry with Au(I) is relatively rare due to the higher oxidation potential between Au(I) and Au(III).<sup>2</sup> To maximize the potential of gold catalysis, extensive effort has been put into the development of this new branch of gold chemistry.<sup>3</sup> Typically, strong external oxidants, such as Selectfluor and hypervalent iodine, are usually required to access catalytically active Au(III) intermediates. The need for strong oxidants made gold redox chemistry less attractive, especially for the synthesis of complex molecules. One of the most significant improvements in gold redox chemistry is dual photoredox and gold catalysis, first reported by Glorius' and Toste's groups (Scheme 1).<sup>4</sup> In their studies, a photocatalyst was used to promote gold redox oxidation under mild conditions. More recently, Hashmi and coworkers further extended this chemistry to photosensitizer-free conditions, achieving alkyne 1,2-difunctionalization with only a gold catalyst under visible-light.<sup>5</sup> In this study, a gold(III) intermediate was successfully isolated, which supported a gold redox catalytic mechanism under photo-initiated conditions. Herein, we report the investigation of nucleophile promoted diazonium activation for promoting gold(I) oxidation. Through mechanistic investigation using NMR and electrospray ionization mass spectrometry (ESI-MS), nucleophile was identified as

a critical factor in promoting this gold redox chemistry. In addition, through suppressing the undesired C–C homocoupling (*via trans*-metallation and reductive elimination), catalytic Sandmeyer coupling was achieved and C–X bonds (X = Br, S and P) were formed in good to excellent yields.<sup>6</sup> Under these new conditions, no strong oxidants or photocatalysts are required to promote gold oxidation, which will potentially open new avenues for future developments in gold redox chemistry.

The high-oxidation potential between Au(I) and Au(III) has been a major concern that has hindered the development of gold redox catalysis for a long time. Thus, achieving gold oxidation under mild conditions is crucial. Our group recently reported the gold catalyzed C–C coupling reaction between alkynes and aryldiazonium salts.<sup>7</sup> Based on that study, diazonium activation can be achieved with the help of a 2,2'-bipyridine (bpy) ligand even without light. Although visible-light conditions are extremely mild and readily accessible, understanding the function of bpy ligand will certainly help the elucidation of reaction mechanism, which will be beneficial for the further development of gold redox chemistry under mild conditions.

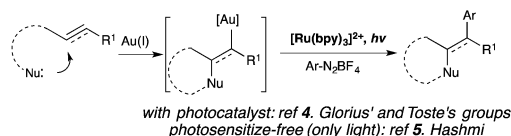
<sup>a</sup>Department of Chemistry, University of South Florida, Tampa, FL 33620, USA. E-mail: xmsshi@usf.edu

<sup>b</sup>C. Eugene Bennett Department of Chemistry, West Virginia University, Morgantown, WV 26506, USA

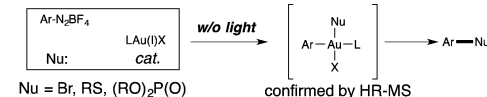
<sup>c</sup>Center for Intelligent Chemical Instrumentation, Department of Chemistry and Biochemistry, Edison Biotechnology Institute, Ohio University, Athens, OH 45701, USA

† Electronic supplementary information (ESI) available. See DOI: 10.1039/c6sc01742h

A) Diazonium activation by photocatalysis in Au(I)-Au(III) redox catalysis



B) This work: nucleophile promoted diazonium activation (w/o light)



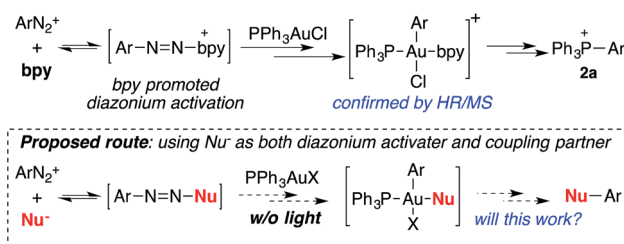
Scheme 1 Gold redox catalysis.



Notably, Shin and coworkers have reported the detection of an Au(III) intermediate (using XPS) through mixing  $\text{PPh}_3\text{AuCl}$  and an aryl diazonium salt in  $\text{MeOH}/\text{CH}_3\text{CN}$  (20 : 1) at  $60^\circ\text{C}$ .<sup>8</sup> To explore the role of bpy ligands, we monitored the reaction of diazonium salt **1a** ( $p\text{-F-C}_6\text{H}_4\text{N}_2\text{BF}_4$ ) and  $\text{PPh}_3\text{AuCl}$  using  $^{31}\text{P}$  NMR. Interestingly, when mixing **1a** and  $\text{PPh}_3\text{AuCl}$  in  $\text{CH}_3\text{CN}$ , no reaction was observed, even under long exposure to light at  $50^\circ\text{C}$  (Fig. 1a). In contrast, with  $\text{MeOH}/\text{CH}_3\text{CN}$  (9 : 1) as the solvent, phosphonium salt **2a** was detected (22.5 ppm, Fig. 1b), though in a low yield (23% based on NMR). Interestingly, with the addition of 1.0 equiv. of bpy, **2a** was formed at a much faster rate and  $\text{PPh}_3\text{AuCl}$  was totally consumed within an hour (Fig. 1c and d).<sup>9</sup>

The formation of phosphonium salt **2a** strongly suggested that an Au(III) intermediate is formed during the reaction of  $\text{PPh}_3\text{AuCl}$  and diazonium salts with assistance from bpy. Thus, it is likely that the combination of bpy and a diazonium salt is the actual oxidant for the oxidation of  $\text{PPh}_3\text{AuCl}$ . Notably, it has been reported in the literature that pyridine can promote diazonium activation through nucleophilic addition.<sup>10</sup> Thus, a similar function of bpy is expected as a nucleophile in assisting diazonium activation, which accounts for the observed gold oxidation even without photoinitiation. ESI-MS was used to explore the reaction intermediates. As expected, treating  $\text{PPh}_3\text{-AuCl}/\text{ArN}_2^+/\text{bpy}$  ( $m/z = 745.12$ ) gave the clear formation of a  $[\text{PPh}_3\text{Au}(\text{Ar})\text{bpy}]^+$  cation which was also supported by further collision induced dissociation (CID) studies (MS/MS, see details in the ESI†). This result confirmed the gold oxidation by diazonium salts with the assistance of a bpy ligand. Encouraged by this discovery of nucleophilic ligand assisted diazonium activation, we wondered whether it was possible to further extend this gold redox chemistry into challenging C–X bond coupling. Our hypothesis was to explore appropriate anionic nucleophiles to achieve both diazonium activation (for gold activation) and coupling (through reductive elimination) under these mild gold redox conditions with no need for additional photosensitizers (Scheme 2).<sup>11</sup>

It is well known that the conversion of  $\text{ArN}_2^+$  to  $\text{ArCl}$  or  $\text{ArBr}$  can be achieved through standard Sandmeyer conditions using a stoichiometric amount of  $\text{CuX}$ .<sup>12</sup> Successful examples of catalytic Sandmeyer reactions are rare. More importantly,  $\text{CuX}$



Scheme 2 Proposed Ar–Nu coupling with gold-redox catalysis.

could not promote effective C–S and C–P bond formation through a coupling mechanism. Compared with C–C bond coupling, the formation of a C–X bond from a coupling reaction is thermodynamically less favorable. Thus, there were only a few successful examples reported where this important transformation was achieved catalytically.<sup>13</sup> Therefore, the proposed gold-catalyzed coupling is attractive not only due to the mechanistic novelty (no need for a strong oxidant or photo-activation), but also because of its potential synthetic applications (the formation of challenging C–X bonds under catalytic conditions).

In the NMR studies shown in Fig. 1, only a trace amount of aryl chloride was observed, although a stoichiometric amount of  $\text{PPh}_3\text{AuCl}$  was used. One possibility is that the reductive elimination of  $\text{Ar-Cl}$  from Au(III) is unfavorable under gold redox conditions. In fact, Toste group recently confirmed the reductive elimination rate as  $\text{I} > \text{Br} > \text{Cl}$  through careful evaluation of different Au(III)–X bond dissociation energies.<sup>14</sup> To explore the proposed catalytic C–X bond formation using gold redox chemistry, we started our investigation with the C–Br bond. To our great satisfaction, an excellent yield of aryl bromide **5a** was achieved using the gold catalyst under mild conditions (3%  $\text{PPh}_3\text{AuCl}$ , 81% in 5 h). Results from some alternative conditions are shown in Table 1.

Firstly, the bpy ligand is not required in this reaction, which suggests that  $\text{Br}^-$  could act as an activation factor for the diazonium salts. In fact, reacting a diazonium salt with  $\text{I}^-$  gave the formation of aryl iodide even without any catalyst.<sup>15</sup> Less than 10%  $\text{Ar-Br}$  was observed without the gold catalyst (entry 2). Switching the solvent to acetone gave a significantly increased yield of the homo-coupling product **3a**, which suggested either a different reductive elimination reaction rate (relative to transmetalation) or an alternative radical reaction path. Lowering the catalyst loading to 1% led to a reduced yield of **5a** (entry 8, 63%) due to the increased aryl homo-coupling and diazonium decomposition (formation of  $\text{ArH}$ , **4a**). The cationic gold(I) catalyst  $\text{PPh}_3\text{AuNTf}_2$  also promoted the reaction, though with lower yields (entries 5 and 6), which is similar to the performance of the  $\text{Ph}_3\text{PAuBr}$  catalyst. Importantly, a similar reaction yield was observed while conducting the reaction under dark conditions (entry 9), confirming the reaction as nucleophile-promoted activation rather than light-promoted diazonium decomposition. Overall, to the best of our knowledge, this is the first example of a catalytic Sandmeyer reaction using only a gold catalyst (no photo-activation). With this new

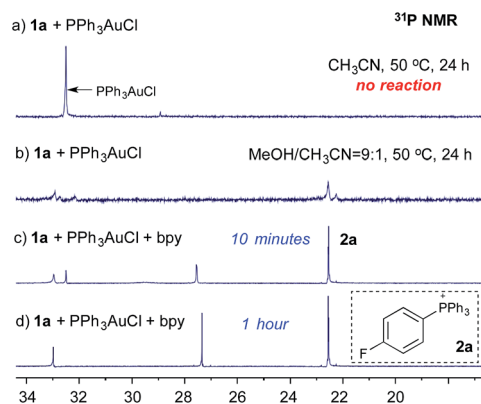


Fig. 1 Monitoring the reaction of **1a** and  $\text{PPh}_3\text{AuCl}$  with  $^{31}\text{P}$  NMR.



Table 1 Exploring the reaction conditions<sup>ab</sup>

Entry	Variations from above conditions	Time	Conv. (%)	5a (%)	3a (%)	4a (%)
1	None	5 h	100	83	7	<5
2	Blue LED, No Ph <sub>3</sub> PAuCl	12 h	50	<10	Trace	33
3	LiBr instead of NaBr	12 h	100	78	8	<5
4	Acetone instead of ACN	5 h	100	11	37	<5
5	Ph <sub>3</sub> PAuNTf <sub>2</sub> instead of Ph <sub>3</sub> PAuCl	5 h	100	68	10	7
6	Ph <sub>3</sub> PAuNTf <sub>2</sub> and 20 mol% bpy	12 h	100	63	8	15
7	3 mol% Ph <sub>3</sub> PAuCl	5 h	100	81	7	<5
8	1 mol% Ph <sub>3</sub> PAuCl	5 h	100	63	13	9
9	No light (darkness)	5 h	100	76	8	<5

<sup>a</sup> Reaction conditions: **1** (0.1 mmol), NaBr (0.4 mmol), cat. Au (5 mol%) in acetonitrile (ACN), 50 °C. <sup>b</sup> <sup>19</sup>F NMR yield with benzotrifluoride as the internal standard.

Table 2 Catalytic Ar–Br cross coupling reaction scope<sup>ab</sup>

[ArN <sub>2</sub> ] <sup>+</sup> [BF <sub>4</sub> ] <sup>-</sup> + NaBr		3% PPh <sub>3</sub> AuCl	Ar–Br
<b>1</b>			<b>5</b>
R = F, 81%, <b>5a</b> <sup>c</sup> OMe, 67%, <b>5b</b> <sup>c,d</sup> Me, 88%, <b>5c</b> <sup>c,d</sup> CF <sub>3</sub> , 75%, <b>5d</b> <sup>c,d</sup> I, 73%, <b>5e</b> <sup>c,d</sup> Br, 81%, <b>5f</b> <sup>c,d</sup> H, 70%, <b>5g</b> <sup>d</sup>			<b>5h</b> , 81%
			<b>5i</b> , 85%
<b>5j</b> , 63%	<b>5k</b> , 57% <sup>e</sup>		<b>5l</b> , 61%
			<b>5m</b> , 83%
<b>5n</b> , 63%	<b>5o</b> , 82%		<b>5p</b> , 81% <sup>e</sup>
			<b>5q</b> , 57% <sup>e</sup>
<b>5r</b> , 81%	<b>5s</b> , 81% <sup>e</sup>		<b>5t</b> , 70% <sup>e</sup>

<sup>a</sup> Reaction conditions: **1** (0.2 mmol), NaBr (0.8 mmol), PPh<sub>3</sub>AuCl (3 mol%) in acetonitrile (ACN), 50 °C, 5 h. <sup>b</sup> Isolated yield. <sup>c</sup> Determined using <sup>19</sup>F NMR with benzotrifluoride as the internal standard. <sup>d</sup> Determined using GC-MS with decane as the internal standard. <sup>e</sup> LiBr (1.0 mmol) instead of NaBr.

optimal condition, various substrates were tested. The reaction substrate scope is shown in Table 2.

Excellent substrate compatibility was found. Diazonium salts with EWGs and EDGs all furnished the products in good yields (**5a–5g**). Notably, aryl iodide is also compatible in this catalytic system (**5e**), highlighting the orthogonal reactivity of the Au catalyst over Pd, Cu, and Ni (for which oxidative addition can occur). Carbonyl groups (**5h**, **5i** and **5j**), a benzodioxole (**5k**) and an azobenzene (**5q**) were well tolerated in this reaction.

Hetero-aromatic diazonium salts, such as pyridines (**5m** and **5n**) and indoles (**5p**) also worked well in this reaction. Moreover, this reaction proceeded with high efficiency and selectivity for an  $\alpha,\beta$ -unsaturated ester (**5s**) and *p*-acetylide aryl diazonium (**5r**) to give the corresponding products. To further evaluate the synthetic utility and generality of this reaction, we tested a coumarin derivative (**5l**) and estrone derivative (**5t**) under the reaction conditions. The desired products were achieved with good yields, highlighting the good potential of this catalytic system for complex molecular synthesis.

ESI-MS studies were performed to explore the reaction mechanism. As shown in Fig. 2, a bisbromide-aryl-gold(III) intermediate was observed with MS under the standard reaction conditions. Through collision induced dissociation (CID) studies (MS/MS), the composition of this intermediate was confirmed (see details in the ESI<sup>†</sup>). This result provided strong evidence for the formation of an Au(III) intermediate as proposed.

Encouraged by the success of the gold catalyzed C–Br bond formation, we turned our attention to the synthesis of more challenging C–S and C–P bonds. Unlike the C–Br bond, which can be alternatively prepared using a stoichiometric amount of CuBr, sulfur and phosphine are invalid nucleophiles under Sandmeyer conditions due to the strong coordination of sulfur

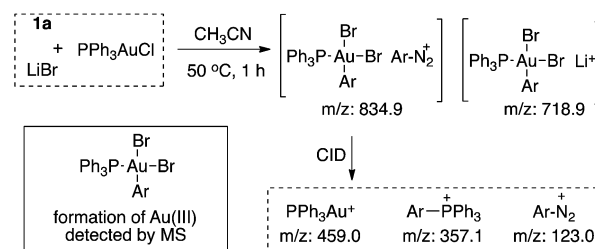


Fig. 2 Evidence of an Au(III) intermediate from ESI-MS.



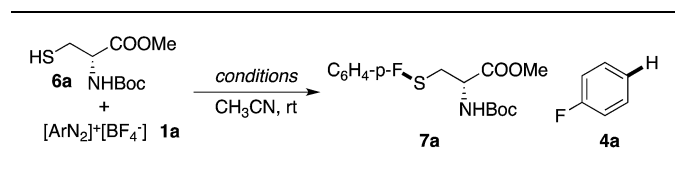
or phosphine with the Cu cation (completely quenched metal reactivity).

Thiols (RSH) are good nucleophiles in general and can react with arenediazonium salts through an  $S_NAr$  mechanism with the assistance of a base, especially for acidic thiophenols.<sup>16</sup> However, as demonstrated above, one major side reaction of the diazonium decomposition is dediazonation (the formation of Ar-H). This side reaction was more prevalent when using proton-containing nucleophiles (NuH). For example, as shown in Table 3, the reaction of cysteine derivative **6a** with diazonium salt **1a** gave only the dediazonation product **4a** in 23% yield. The addition of base (2 equiv. of  $Na_2CO_3$ ) did help the formation of the desired thioether **7a** (37% yield), however, a significant amount of the dediazonation by-product **4a** was obtained (55%). The application of a stoichiometric amount of  $Cu(OAc)_2$  did not help the reaction at all.

Interestingly, with  $PPh_3AuCl$  as the catalyst, the desired thioether **7a** was obtained even without a base (49% yield). These results suggest that with the help of a thiol nucleophile,  $PPh_3AuCl$  can be an effective catalyst for diazonium decomposition, forming Au(III) even at room temperature. With the aid of a base, this challenging C-S coupling was achieved in 86% yield with only a 3 mol% gold catalyst loading. Based on the reaction kinetics, the C-S bond formation was dramatically improved with the gold catalyst.<sup>17</sup> The reaction scope is shown in Table 4.

Various cysteine derivatives were successfully prepared in good yields. Both electron-rich (**7b**, **7c** and **7j**) and electron-deficient (**7a** and **7e-7i**) diazonium salts were suitable for this transformation with excellent yields. A diazonium salt with an iodide substituent was also tolerated in this reaction (**7f**), which could be a potential synthetic handle for further functionalization. Heterocycles, including various substituted pyridines (**7k-7m**) and benzothiazole (**7n**), gave the desired products efficiently using this catalytic system. An acetylide (**7o**) and  $\alpha,\beta$ -unsaturated ester (**7p**) also reacted with good yields. Notably, sulfur containing molecules, as an important class of compounds for both chemical and biological research, are

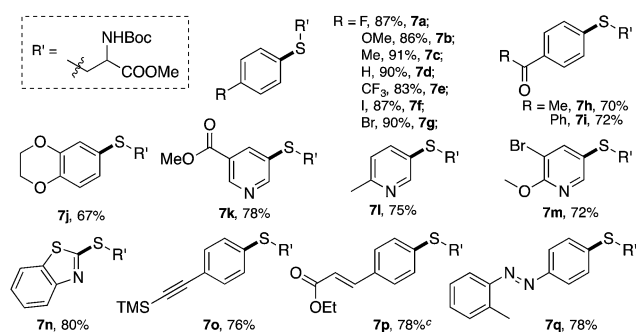
Table 3 Gold catalyzed C-S bond formation<sup>ab</sup>



Catalyst (mol%)	Base (equiv.)	Time	Conv. (%)	<b>7a</b> (%)	<b>4a</b> (%)
None	None	24 h	30	0	23
None	$Na_2CO_3$ (2)	10 h	100	37	55
$Cu(OAc)_2$ (100)	$Na_2CO_3$ (2)	10 h	100	31	65
$PPh_3AuCl$ (5)	None	10 h	55	49	38
$PPh_3AuCl$ (5)	$Na_2CO_3$ (2)	3 h	100	87	8
$PPh_3AuCl$ (3)	$Na_2CO_3$ (2)	3 h	100	86	7
$PPh_3AuCl$ (1)	$Na_2CO_3$ (2)	7 h	100	53	30

<sup>a</sup> Reaction conditions: **1a** (0.2 mmol), **6a** (0.1 mmol), cat. (5 mol%),  $Na_2CO_3$  (0.2 mmol) in acetonitrile (ACN), rt. <sup>b</sup> <sup>19</sup>F NMR yield with benzotrifluoride as the internal standard.

Table 4 C-S cross-coupling reaction scope<sup>ab</sup>



<sup>a</sup> Reaction conditions, C-S formation: **1** (0.4 mmol), **6** (0.2 mmol),  $PPh_3AuCl$  (3 mol%),  $Na_2CO_3$  (0.4 mmol) in acetonitrile (ACN), rt, 3 h. <sup>b</sup> Isolated yield. <sup>c</sup> Determined using <sup>1</sup>H NMR with 1,3,5-trimethoxybenzene as the internal standard with *E/Z* selectivity of 1 : 1.

challenging to construct through traditional cross-coupling strategies because of the potential coordination between sulfur and transition metal catalysts.<sup>18</sup> This new catalytic system thus provides an efficient strategy to achieve bioactive amino acids.

Our last attempt is to explore the possibility of C-P bond formation using gold redox catalysis. Compared with the C-S bond, C-P bond formation is more challenging as H-phosphonate is much less nucleophilic and it could also be a potential reductant for diazonium salts.<sup>19</sup> Thus, the C-P bond formation with diazonium salts cannot be achieved through either  $S_NAr$  or Cu-promoted Sandmeyer reactions. Recently, Toste and coworkers reported the application of a photocatalyst in gold-catalyzed oxidative coupling to achieve this C-P bond formation.<sup>20</sup> Based on the results discussed above, we wondered whether this nucleophile-promoted gold redox catalysis could be used to achieve this C-P bond formation.

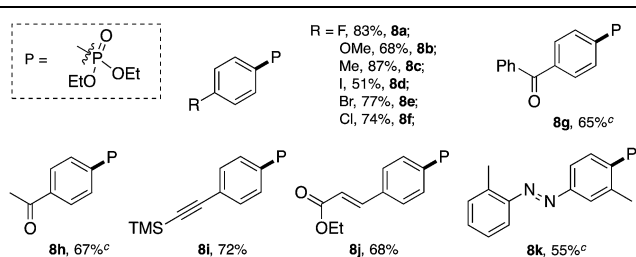
As shown in Table 5, no desired arylphosphonate (**8a**) was obtained using base and/or copper acetate. Impressively, **8a** was formed even with solely  $PPh_3AuCl$ , though in a low yield (25%). The addition of  $Na_2CO_3$  did not improve the cross-coupling but promoted Ar-H formation. The combination of  $PPh_3AuNTf_2$  and bpy in the presence of  $Na_2CO_3$  (previously reported C-C bond coupling conditions) also failed to increase the yield of the desired C-P coupling product. Considering that a nucleophilic ligand is crucial in this gold redox catalysis, we turned our attention to other pyridine derivatives. Through a comprehensive screening, 3-Cl-pyridine was identified as the optimal nucleophile (see detailed screenings in the ESI<sup>†</sup>), giving the desired C-P bond coupling product **8a** in 83% isolated yield. Using  $PPh_3AuNTf_2$  as the catalyst led to a lower yield of **8a** due to the increased yield of the side reactions. Notably, without a gold catalyst, diaza compound **9a** was formed as the major product at room temperature whereas no desired coupling product **8a** was detected.<sup>22</sup> At 50 °C, the reaction was very messy and **8a** was not detected at all, which suggested that **8a** was not formed from the decomposition of diaza compound **9a**. The reaction substrate scope is shown in Table 6.



Table 5 Ligand-assisted gold-catalyzed C–P bond formation<sup>ab</sup>

Catalyst (mol%)	Additives (equiv.)	Time	Conv. (%)	8a (%)	4a (%)	9a (%)
None	None	10 h	50	0	31	0
None	Na <sub>2</sub> CO <sub>3</sub> (2)	10 h	100	0	70	0
Cu(OAc) <sub>2</sub> (100)	Na <sub>2</sub> CO <sub>3</sub> (2)	10 h	100	0	75	0
PPh <sub>3</sub> AuCl (5)	None	10 h	50	25	13	0
PPh <sub>3</sub> AuCl (5)	Na <sub>2</sub> CO <sub>3</sub> (2)	10 h	100	11	38	0
PPh <sub>3</sub> AuNTf <sub>2</sub> (5)	bpy (0.2), Na <sub>2</sub> CO <sub>3</sub> (2)	10 h	100	<5	53	11
PPh <sub>3</sub> AuCl (5) <sup>c</sup>	3-Cl-py (2)	3 h	100	83	7	0
PPh <sub>3</sub> AuNTf <sub>2</sub> (5) <sup>c</sup>	3-Cl-py (2)	3 h	100	70	15	0
None <sup>d</sup>	3-Cl-py (2)	10 h	69	0	5	44
None	3-Cl-py (2)	10 h	>90	0	25	4

<sup>a</sup> Reaction conditions: **1a** (0.2 mmol), HP(O)(OEt)<sub>2</sub> (0.1 mmol), cat. (5 mol%), base (0.2 mmol) in acetonitrile (ACN), 50 °C. <sup>b</sup> <sup>19</sup>F NMR yield with benzotrifluoride as the internal standard. <sup>c</sup> ACN : EtOH = 6 : 1. <sup>d</sup> Room temperature.<sup>21</sup>

Table 6 Catalytic C–P cross-coupling reaction scope<sup>ab</sup>

<sup>a</sup> Reaction conditions, **1** (0.4 mmol), HP(O)(OEt)<sub>2</sub> (0.2 mmol), PPh<sub>3</sub>AuCl (5 mol%), 3-Cl-Py (0.4 mmol) in acetonitrile (ACN), 50 °C, 5 h. <sup>b</sup> Isolated yield. <sup>c</sup> Determined using <sup>1</sup>H NMR with 1,3,5-trimethoxybenzene as the internal standard.

Similar to the C–Br and C–S coupling, a broad substrate scope is observed for the C–P bond formation reactions. Aryl phosphonates with electron rich (**8b** and **8c**) and electron deficient (**8a** and **8d–8h**) substituents could all be generated with good yields. Halogen substituent groups (**8a**, **8e** and **8f**) were all tolerated. An alkyne (**8i**),  $\alpha,\beta$ -unsaturated ester (**8j**) and azobenzene (**8k**) also gave good results, suggesting the great synthetic potential of this methodology.

## Conclusions

In summary, we reported C–Br, C–S, and C–P bond formation through gold redox catalysis. We demonstrated that nucleophiles play a crucial role in the Au(I) promoted diazonium decomposition. With this strategy, various C–X couplings could be achieved with excellent yields and a broad substrate scope simply using LAuCl (no need for an external oxidant). These results not only provide a new practical strategy to achieve challenging C–X bond couplings, but also, more importantly, reveal some new mechanistic insight regarding gold redox

catalysis, which will likely further enrich the pedigree of gold catalysis.

## Acknowledgements

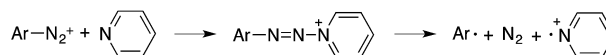
We are grateful for financial support from the NSF (CHE-1619590) and NSFC (21228204). CX and HC thank support from NSF career Award (CHE-1149367) and NSF IDBR (CHE-1455554).

## Notes and references

- Selected recent reviews on Au catalysis: (a) A. S. K. Hashmi, *Chem. Rev.*, 2007, **107**, 3180; (b) A. Fürstner and P. W. Davies, *Angew. Chem., Int. Ed.*, 2007, **46**, 3410; (c) D. Gorin and F. D. Toste, *Nature*, 2007, **446**, 395; (d) A. Arcadi, *Chem. Rev.*, 2008, **108**, 3266; (e) Z. Li, C. Brouwer and C. He, *Chem. Rev.*, 2008, **108**, 3239; (f) D. J. Gorin, B. D. Sherry and F. D. Toste, *Chem. Rev.*, 2008, **108**, 3351; (g) R. A. Widenhoefer, *Chem.–Eur. J.*, 2008, **14**, 5382; (h) A. Fürstner, *Chem. Soc. Rev.*, 2009, **38**, 3208; (i) N. Krause and C. Winter, *Chem. Rev.*, 2011, **111**, 1994; (j) M. Bandani, *Chem. Soc. Rev.*, 2011, **40**, 1358; (k) M. N. Hopkinson, A. D. Gee and V. Gouverneur, *Chem.–Eur. J.*, 2011, **17**, 8248; (l) A. Corma, A. Leyva-Pérez and M. Sabater, *Chem. Rev.*, 2011, **111**, 1657; (m) T. de Haro and C. Nevado, *Synthesis*, 2011, 2530; (n) L. Liu and G. B. Hammond, *Chem. Soc. Rev.*, 2012, **41**, 3129; (o) M. Rudolph and A. S. K. Hashmi, *Chem. Soc. Rev.*, 2012, **41**, 2448; (p) L. Zhang, *Acc. Chem. Res.*, 2014, **47**, 877; (q) R. Dorel and A. M. Echavarren, *Chem. Rev.*, 2015, **115**, 9028; (r) D. Pflästerer and A. S. K. Hashmi, *Chem. Soc. Rev.*, 2016, **45**, 1331.
- $E^0(\text{Au}^{\text{I}}/\text{Au}^{\text{III}}) = +1.40$  V. See: *CRC Handbook of Chemistry and Physics*, ed. D. R. Lide, CRC Press, Boca Raton, FL, 84th edn, 2004. For a stable example, including X-ray crystal structure analysis, of a dicoordinated gold(I) center not undergoing



- oxidative addition with an aryl iodide that could intramolecularly react through a six-membered transition state, see: A. S. K. Hashmi, C. Lothschütz, R. Döpp, M. Ackermann, J. D. B. Becker, M. Rudolph, C. Scholz and F. Rominger, *Adv. Synth. Catal.*, 2012, **354**, 133.
- 3 For selected examples, see: (a) A. S. K. Hashmi, T. D. Ramamurthi and F. Rominger, *J. Organomet. Chem.*, 2009, **694**, 592; (b) G. Zhang, Y. Peng, L. Cui and L. Zhang, *Angew. Chem., Int. Ed.*, 2009, **48**, 3112; (c) M. N. Hopkinson, J. E. Ross, G. T. Giuffredi, A. D. Gee and V. Gouverneur, *Org. Lett.*, 2010, **12**, 4904; (d) G. Zhang, L. Cui, Y. Wang and L. Zhang, *J. Am. Chem. Soc.*, 2010, **132**, 1474; (e) A. D. Melhado, W. E. Brenzovich, A. D. Lackner and F. D. Toste, *J. Am. Chem. Soc.*, 2010, **132**, 8885; (f) T. de Haro and C. Nevado, *J. Am. Chem. Soc.*, 2010, **132**, 1512; (g) A. Leyva-Pórez, A. Domónech, S. I. Al-Resayes and A. Corma, *ACS Catal.*, 2012, **2**, 121; (h) S. Shi, T. Wang, W. Yang, M. Rudolph and A. S. K. Hashmi, *Chem.-Eur. J.*, 2013, **19**, 6576; (i) L. T. Ball, G. C. Lloyd-Jones and C. A. Russell, *Science*, 2012, **337**, 1644; (j) W. J. Wolf, M. S. Winston and F. D. Toste, *Nat. Chem.*, 2014, **6**, 159; (k) L. T. Ball, G. C. Lloyd-Jones and C. A. Russell, *J. Am. Chem. Soc.*, 2014, **136**, 254; (l) M. Joost, A. Zeineddine, L. Estóvez, S. Mallet-Ladeira, K. Miqueu, A. Amgoune and D. Bourissou, *J. Am. Chem. Soc.*, 2014, **136**, 14654; (m) Q. Wu, C. Du, Y. Huang, X. Liu, Z. Long, F. Song and J. You, *Chem. Sci.*, 2015, **6**, 288; (n) M. Joost, L. Estóvez, K. Miqueu, A. Amgoune and D. Bourissou, *Angew. Chem., Int. Ed.*, 2015, **54**, 5236; (o) M. D. Levin, S. Kim and F. D. Toste, *ACS Cent. Sci.*, 2016, **2**, 293.
- 4 (a) B. Sahoo, M. N. Hopkinson and F. Glorius, *J. Am. Chem. Soc.*, 2013, **135**, 5505; (b) X.-Z. Shu, M. Zhang, Y. He, H. Frei and F. D. Toste, *J. Am. Chem. Soc.*, 2014, **136**, 5844; (c) M. Wieteck, Y. Tokimizu, M. Rudolph, F. Rominger, H. Ohno, N. Fujii and A. S. K. Hashmi, *Chem.-Eur. J.*, 2014, **20**, 16331; (d) J. Xie, S. Shi, T. Zhang, N. Mehrkens, M. Rudolph and A. S. K. Hashmi, *Angew. Chem., Int. Ed.*, 2015, **54**, 6046; (e) A. Tlahuext-Aca, M. N. Hopkinson, B. Sahoo and F. Glorius, *Chem. Sci.*, 2016, **7**, 89; (f) S. Kim, J. Rojas-Martin and F. D. Toste, *Chem. Sci.*, 2016, **7**, 85; (g) J. Xie, T. Zhang, F. Chen, N. Mehrkens, F. Rominger, M. Rudolph and A. S. K. Hashmi, *Angew. Chem., Int. Ed.*, 2016, **55**, 2934; (h) S. Hosseini, L. Wojtas, M. Li and X. Shi, *J. Am. Chem. Soc.*, 2016, **138**, 3994.
- 5 (a) L. Huang, M. Rudolph, F. Rominger and A. S. K. Hashmi, *Angew. Chem., Int. Ed.*, 2016, **55**, 4808; (b) L. Huang, F. Rominger, M. Rudolph and A. S. K. Hashmi, *Chem. Commun.*, 2016, **52**, 6435.
- 6 The monitored quantitative rate constant  $k_{\text{obs}}$  for  $\text{sp}^2$  C-C coupling is  $(1.5 \pm 0.1) \times 10^{-4} \text{ s}^{-1}$  ( $-52^\circ\text{C}$ ), see ref. 3h; the homo-coupling product was generated from transmetallation between Au(III) and Au(I) intermediate followed by reductive elimination, see ref. 3f.
- 7 R. Cai, M. Lu, E. Y. Aguilera, Y. Xi, N. G. Akhmedov, J. L. Peterson, H. Chen and X. Shi, *Angew. Chem., Int. Ed.*, 2015, **54**, 8772.
- 8 D. V. Patil, H. Yun and S. Shin, *Adv. Synth. Catal.*, 2015, **357**, 2622.
- 9 The structure with 27.7 ppm in  $^{31}\text{P}$  NMR is not clear right now. According to the literature, the  $^{31}\text{P}$  NMR signal of the Au(III) intermediate is around 27 ppm (ref. 4b and 5).
- 10 A pyridine promoted diazonium decomposition through the formation of an aryl radical was proposed: T. Sakakura, M. Hara and M. Tanaka, *J. Chem. Soc., Chem. Commun.*, 1985, 1545



- 11 Another possible mechanism is that the nucleophiles are reacting with LAuCl to generate more electron-rich LAuNu, which would be more susceptible to oxidation by diazonium salts.
- 12 For reviews on diazonium salts in cross-coupling, see: (a) S. Bräse, *Acc. Chem. Res.*, 2004, **37**, 805; (b) A. Roglans, A. Pla-Quintana and M. Moreno-Mañas, *Chem. Rev.*, 2006, **106**, 4622; (c) F. Mo, G. Dong, Y. Zhang and J. Wang, *Org. Biomol. Chem.*, 2013, **11**, 1582. For selected examples using diazonium salts, see: (d) C. Molinaro, J. Mowat, F. Gosselin, P. D. O'Shea, J.-F. Marcoux, R. Angelaud and I. W. Davies, *J. Org. Chem.*, 2007, **72**, 1856; (e) I. P. Beletskaya, A. S. Sigeev, A. S. Peregudov and P. V. Petrovskii, *Synthesis*, 2007, 2534; (f) G. Danoun, B. Bayarmagnai, M. F. Grünberg and L. J. Gooßen, *Angew. Chem., Int. Ed.*, 2013, **52**, 7972; (g) J. Dai, C. Fang, B. Xiao, J. Yi, J. Xu, Z. Liu, X. Lu, L. Liu and Y. Fu, *J. Am. Chem. Soc.*, 2013, **135**, 8436; (h) X. Wang, Y. Xu, F. Mo, G. Ji, D. Qiu, J. Feng, Y. Ye, S. Zhang, Y. Zhang and J. Wang, *J. Am. Chem. Soc.*, 2013, **135**, 10330; (i) C. Matheis, V. Wagner and L. J. Gooßen, *Chem.-Eur. J.*, 2016, **22**, 79.
- 13 For selected examples, see: (a) X. Shen, A. M. Hyde and S. L. Buchwald, *J. Am. Chem. Soc.*, 2010, **132**, 14076; (b) J. Pan, X. Wang, Y. Zhang and S. L. Buchwald, *Org. Lett.*, 2011, **13**, 4974; (c) Y. Imazaki, E. Shirakawa, R. Ueno and T. Hayashi, *J. Am. Chem. Soc.*, 2012, **134**, 14760; (d) M. Feller, Y. Diskin-Posner, G. Leitus, L. J. W. Shimon and D. Milstein, *J. Am. Chem. Soc.*, 2013, **135**, 11040; (e) C. M. Le, P. J. C. Menzies, D. A. Petrone and M. Lautens, *Angew. Chem., Int. Ed.*, 2015, **54**, 254; (f) C. Chen, L. Hou, M. Cheng, J. Su and X. Tong, *Angew. Chem., Int. Ed.*, 2015, **54**, 3092.
- 14 M. S. Winston, W. J. Wolf and F. D. Toste, *J. Am. Chem. Soc.*, 2015, **137**, 7921.
- 15 See recent example: A. Hubbard, T. Okazaki and K. K. Laali, *J. Org. Chem.*, 2008, **73**, 316.
- 16 (a) P. C. B. Page, R. D. Wilkes and D. Reynolds, in *Comprehensive Organic Functional Group Transformations*, ed. A. R. Katritzky, O. Meth-Cohn and C. W. Rees, Elsevier, Oxford, 1995, p. 113; For selected recent examples, see: (b) M. Majek and A. J. V. Wangelin, *Chem. Commun.*, 2013, **49**, 5507; (c) M. Barbero, I. Degani, N. Diulgheroff, S. Dughera, R. Fochi and M. Migliaccio, *J. Org. Chem.*, 2000, **65**, 5600;



- (d) X. Wang, G. D. Cuny and T. Noël, *Angew. Chem., Int. Ed.*, 2013, **52**, 7860.
- 17 Without a catalyst, C–S coupling product **7a** has nearly the same kinetics as the by-product **4a**; with the gold catalyst, the formation of **7a** is accelerated with less than 10% **4a** formed. See the detailed kinetics study in the ESI.†
- 18 For selected examples, see: (a) P. Johannesson, G. Lindeberg, A. Johannesson, G. V. Nikiforovich, A. Gogoli, B. Synergren, M. Le Greves, F. Nyberg, A. Karlen and A. Hallberg, *J. Med. Chem.*, 2002, **45**, 1767; (b) L. Llauger, H. Z. He, J. Kim, J. Aguirre, N. Rosen, U. Peters, P. Davies and G. Chiosis, *J. Med. Chem.*, 2005, **48**, 2892; (c) A. Gangjee, Y. B. Zheng, T. Talreja, J. J. Mc Guire, R. L. Kisliuk and S. F. Queener, *J. Med. Chem.*, 2007, **50**, 2046.
- 19 For recent examples of C–P bond formation, see: (a) J. Xuan, T. Zeng, J. Chen, L. Lu and W. Xiao, *Chem.–Eur. J.*, 2015, **21**, 4962; (b) G. Hu, W. Chen, T. Fu, Z. Peng, H. Qiao, Y. Gao and Y. Zhao, *Org. Lett.*, 2013, **15**, 5362; (c) O. Berger, C. Petit, E. L. Deal and J. L. Montchamp, *Adv. Synth. Catal.*, 2013, **355**, 1361; (d) K. Xu, H. Hu, F. Yang and Y. Wu, *Eur. J. Org. Chem.*, 2013, **2013**, 319; (e) A. J. Bloomfield and S. B. Herzon, *Org. Lett.*, 2012, **14**, 4370; (f) S. M. Rummelt, M. Ranocchiari and J. A. van Bokhoven, *Org. Lett.*, 2012, **14**, 2188; (g) C. R. Shen, G. Q. Yang and W. B. Zhang, *Org. Biomol. Chem.*, 2012, **10**, 3500; (h) E. L. Deal, C. Petit and J. L. Montchamp, *Org. Lett.*, 2011, **13**, 3270.
- 20 Y. He, H. Wu and F. D. Toste, *Chem. Sci.*, 2015, **6**, 1194.
- 21 Reaction of  $\text{[AuCl]^{+}}$  with pyridine did not give any  $\text{[LAu(pyridine)]^{+}}$  based on NMR, which confirmed that  $\text{[LAuNu]^{+}}$  was unlikely to be the actual catalyst for this reaction.
- 22 In the palladium catalyzed C–P coupling with diazonium salts in the presence of CuI, **9a** was also isolated as the major by-product. See: R. Berrino, S. Cacchi, G. Fabrizi, A. Goggiamani and P. Stabile, *Org. Biomol. Chem.*, 2010, **8**, 4518.

