





RESEARCH ARTICLE

Slaying little dragons: the impact of the Guinea Worm Eradication Program on dracunculiasis disability averted from 1990 to 2016 [version 1; referees: 3 approved]

Elizabeth A. Cromwell¹, Sharon Roy², Dieudonne P. Sankara³, Adam Weiss⁴, Jeffrey Stanaway¹, Ellen Goldberg¹, David M. Pigott¹, Heidi Larson¹, Stein Emil Vollset¹, Kristopher Krohn¹, Kyle Foreman¹, Peter Hotez⁵, Zulfiqar Bhutta⁶, Bayu Begashaw Bekele⁷, Dumessa Edessa ⁸, Nicholas Kassembaum¹, Ali Mokdad¹, Christopher J. L. Murray¹, Simon I. Hay ^{1,9}

¹Institute for Health Metrics and Evaluation, University of Washington, Seattle, Seattle, WA, USA

²Centers for Disease Controls and Prevention, Atlanta, GA, USA

³World Health Organization, Geneva, Switzerland

⁴The Carter Center, Atlanta, GA, USA

⁵College of Medicine, Baylor University, Houston, TX, USA

⁶Aga Khan University, Karachi, Pakistan

⁷University of Gondar, Gondar, Ethiopia

⁸Haramaya University, Dire Dawa, Ethiopia

⁹Big Data Institute, Li Ka Shing Centre for Health Information and Discovery, University of Oxford, Oxford, UK

v1 First published: 18 Jun 2018, 2:30 (doi: [10.12688/gatesopenres.12827.1](https://doi.org/10.12688/gatesopenres.12827.1))
Latest published: 18 Jun 2018, 2:30 (doi: [10.12688/gatesopenres.12827.1](https://doi.org/10.12688/gatesopenres.12827.1))

Abstract

Background: The objective of this study was to document the worldwide decline of dracunculiasis (Guinea worm disease, GWD) burden, expressed as disability-adjusted life years (DALYs), from 1990 to 2016, as estimated in the Global Burden of Disease study 2016 (GBD 2016). While the annual number of cases of GWD have been consistently reported by WHO since the 1990s, the burden of disability due to GWD has not previously been quantified in GBD.

Methods: The incidence of GWD was modeled for each endemic country using annual national case reports. A literature search was conducted to characterize the presentation of GWD, translate the clinical symptoms into health sequelae, and then assign an average duration to the infection. Prevalence measures by sequelae were multiplied by disability weights to estimate DALYs.

Results: The total DALYs attributed to GWD across all endemic countries (n=21) in 1990 was 50,725 (95% UI: 35,265–69,197) and decreased to 0.9 (95% UI: 0.5–1.4) in 2016. A cumulative total of 12,900 DALYs were attributable to GWD from 1990 to 2016.




Conclusions: Using 1990 estimates of burden propagated forward, this analysis suggests that between 990,000 to 1.9 million DALYs have been averted as a result of the eradication program over the past 27 years.

Keywords

Guinea Worm, dracunculiasis, disability adjusted life years, DALYs,

Open Peer Review

Referee Status: 

| | Invited Referees | | |
|--|--|--|--|
| | 1 | 2 | 3 |
| version 1 published 18 Jun 2018 |  report |  report |  report |

1 **Teshome Gebre**, International Trachoma Initiative, Ethiopia

2 **Guillaume Chabot-Couture**, Institute for Disease Modeling, USA

3 **Philip Downs**, Sightsavers, USA

Discuss this article

Comments (0)

eradication, prevalence, GBD, Global burden of disease, neglected tropical diseases, NTDs

Corresponding author: Simon I. Hay (sihay@uw.edu)

Author roles: **Cromwell EA:** Conceptualization, Data Curation, Formal Analysis, Methodology, Writing – Original Draft Preparation, Writing – Review & Editing; **Roy S:** Writing – Review & Editing; **Sankara DP:** Writing – Review & Editing; **Weiss A:** Writing – Review & Editing; **Stanaway J:** Conceptualization, Methodology, Supervision, Writing – Review & Editing; **Goldberg E:** Methodology, Software; **Pigott DM:** Methodology, Writing – Review & Editing; **Larson H:** Writing – Review & Editing; **Vollset SE:** Writing – Review & Editing; **Krohn K:** Writing – Review & Editing; **Foreman K:** Writing – Review & Editing; **Hotez P:** Writing – Review & Editing; **Bhutta Z:** Writing – Review & Editing; **Bekele BB:** Writing – Review & Editing; **Edessa D:** Writing – Review & Editing; **Kassembaum N:** Writing – Review & Editing; **Mokdad A:** Writing – Review & Editing; **Murray CJL:** Conceptualization, Methodology, Supervision, Writing – Review & Editing; **Hay SI:** Conceptualization, Methodology, Supervision, Writing – Original Draft Preparation, Writing – Review & Editing

Competing interests: No competing interests were disclosed.

Grant information: Bill & Melinda Gates Foundation [OPP1132415]

The funders had no role in study design, data collection and analysis, decision to publish, or preparation of the manuscript.

Copyright: © 2018 Cromwell EA *et al.* This is an open access article distributed under the terms of the [Creative Commons Attribution Licence](#), which permits unrestricted use, distribution, and reproduction in any medium, provided the original work is properly cited.

How to cite this article: Cromwell EA, Roy S, Sankara DP *et al.* **Slaying little dragons: the impact of the Guinea Worm Eradication Program on dracunculiasis disability averted from 1990 to 2016 [version 1; referees: 3 approved]** Gates Open Research 2018, 2:30 (doi: [10.12688/gatesopenres.12827.1](https://doi.org/10.12688/gatesopenres.12827.1))

First published: 18 Jun 2018, 2:30 (doi: [10.12688/gatesopenres.12827.1](https://doi.org/10.12688/gatesopenres.12827.1))

Introduction

Dracunculiasis, also known as Guinea worm disease (GWD), is caused by the parasitic worm *Dracunculus medinensis* (literally, little dragon from Medina)¹. The transmission cycle begins when Guinea worm larvae are released into common stagnant sources of surface drinking water (e.g., ponds, lakes, unprotected shallow wells) where they are consumed by minute aquatic crustaceans (copepods). In about two weeks, the larvae inside the copepods develop into the infective stage². At this time, if contaminated water is ingested, larvae migrate through the intestinal wall into the connective tissues, where they mature and mate. Approximately 10–14 months post-infection, a painful, burning blister is created on the skin. The skin over the blister sloughs-off in about 48 hours, revealing the skin lesion and the anterior end of the worm. To relieve the pain, infected persons immerse the affected body part in water, triggering the worm to emerge through the skin and expel her larvae and the cycle begins again^{2–5}.

The subsequent ulcer is painful and can often become infected, but most individuals recover over a period of weeks to months. Permanent disability, as well as death, have been documented but are very rare⁶. There is no specific chemotherapy for GWD nor vaccine available. Diagnosis occurs at emergence² and treatment is limited to case management to avoid secondary bacterial infections. In the context of eradication programs, the traditional practice of wrapping the worm around a stick as it slowly emerges has been replaced by wrapping the worm around a sterile gauze and is augmented with wound management using sterile bandages, topical antibiotic ointment, and treatment with anti-inflammatories⁷.

The global campaign to eradicate Guinea worm began in 1980 at the U.S. Centers for Disease Control and Prevention (CDC)¹. The campaign gained momentum when Guinea worm eradication was proposed to measure the success of the International Drinking Water Supply and Sanitation Decade of 1981–1990^{2,8}. The global eradication effort is led by national governments and communities, with the support of a coalition of partners including The Carter Center, WHO, CDC, UNICEF and other partners and donors⁸. To break the cycle of transmission, national Guinea Worm Eradication Programs implement case detection and containment, provision of safe water sources, distribution of filter cloths and pipe filters, water source treatment with a larvicide (temephos), and health education⁷.

In 1990, a total of approximately 624,000 cases were reported globally; in 2016, only 25 cases were reported across four remaining endemic countries⁹. If the global campaign is successful, Guinea worm could be the second human disease in history eradicated by direct public health interventions¹⁰. The costly up-front investment in eradication is often cited as a mechanism to avoid the repeated and ongoing costs of treatment and prevention^{11,12}. Although there is no consensus on the ideal methodology to quantify the economic or social benefits of eradication¹³, the impact of eradication in terms of alleviating human suffering is clear¹².

The first report of GWD surveillance was released in 1982¹⁴ and the World Health Assembly resolution WHA39.21 was

endorsed in 1986. The annual number of cases of GWD has been consistently reported by WHO since the 1990s, but the burden of disability due to GWD has not previously been quantified in the Global Burden of Diseases, Injuries, and Risk Factors Study (GBD). Several village-level studies conducted between 1970 and the mid-1990s have described the clinical presentation of GWD¹⁵, and have quantified economic and productivity losses due to temporary and long-term disability. Given the historic accomplishments of global eradication efforts¹, as well as the impetus for continued investment, an estimate of the burden of GWD comparable to other diseases generated by the GBD 2016 framework is valuable. Disability-adjusted life years (DALYs) serve as a measure of overall disease burden, expressed as the number of years lost due to disability or early death. DALYs estimated by GBD are comparable between countries and through time; for example, the burden of GWD can be compared not only to other infectious diseases but chronic conditions as well¹⁶. Further, comparison of estimates of burden from the early 1990s could be used to construct alternative scenarios of the burden of GWD had the eradication program had not been implemented. Each disease eradication event (this may be only the second) provides important data on the economic case for eradication. Moreover, because simply documenting contemporary DALYs¹⁶ can lead to the misplaced interpretation that the case for continued investment in a disease is diminished, measuring the benefits of eradication over the entire period of intervention needs a longer-term perspective^{11,13,16}. Here we estimate DALYs attributable to GWD between 1990 and 2016 as part of GBD 2016.

Methods

The Global Burden of Disease study

The burden of GWD was estimated for the first time in GBD 2016¹⁶. GBD produces the only comprehensive DALYs for 333 diseases and injuries, from 1990 to the present, for 195 countries and territories¹⁶. A detailed description of GBD 2016 methodology is presented elsewhere^{17,18}. Once the prevalence of a cause is estimated, data on severity and the occurrence of particular consequences of disease, or “sequelae,” are used to determine the proportion of prevalent cases experiencing each sequela. The sequelae are then matched to health states and assigned disability weights¹⁸. GBD causes are collectively exhaustive and mutually exclusive.

Data sources. We extracted annual country-level Guinea worm case data from the Weekly Epidemiological Record (WER), published by WHO, as detailed in [Supplementary File 1](#). In the early 1990s, there are years for which annual case data are either missing or inconsistent with preceding/following annual reports. Thus, annual case data were reviewed for completeness and plausibility by comparison with each country’s longitudinal case data and implausible case reports were excluded ([Supplementary File 1](#)). For example, in the case of Niger, which reported 32,829 cases in 1991 and then 500 in 1992, followed by 25,346 in 1993, the 1992 case data were treated as an outlier. A literature search using the PubMed database identified peer-reviewed publications (see [Table 1](#)) that described the clinical presentation of GWD in terms of symptoms, sequelae, and duration of morbidity among individuals with incident or prevalent GWD.

Table 1. Summary of Guinea-worm-related disability data reported in peer-reviewed literature.

| Country ^{ref} | Year(s) | Number of communities (sample size*) | Type of morbidity reported** | Mean duration | Proportion affected |
|------------------------|-----------|--|------------------------------|-----------------------------|---|
| Nigeria ¹⁹ | 1985 | 1 village (444 individuals) | Incapacitation | 26 days | 93.4% |
| Nigeria ²⁰ | 1986 | 1 village (325 individuals) | Incapacitation | 60 days | 63% |
| Nigeria ²¹ | 1983–1984 | 295 households | Pain | 12.7 weeks | |
| | | | Incapacitation | 4.2 weeks | Severe: 58% |
| Nigeria ²² | 1993 | 2 villages (982 individuals) | Incapacitation | - | 21% |
| Nigeria ²³ | 1971–1975 | 17 villages (sample size not reported) | Pain | -- | Severe: 12% Moderate: 31% Mild: 57% |
| | | | Incapacitation | 100 days | -- |
| | | | Infection at wound site | -- | 9.8% |
| | | | Musculoskeletal problems | -- | |
| Nigeria ¹⁵ | 1971–1974 | 47 villages (563 individuals) | Pain | 4.2 weeks to 7.2 weeks | -- |
| | | | Infection at wound site | 10 weeks | 17.4% |
| | | | Musculoskeletal problems | - | 4.6% |
| Uganda ²⁴ | 1992 | 43 clusters (301 women surveyed) | Incapacitation | 6 months | 40% |
| Benin ²⁵ | 1987–1989 | 2 villages (30 households) | Incapacitation | 39–59 days (across 2 sites) | -- |
| Ghana ⁶ | 1991 | 10 villages (195 individuals) | Pain | 12–18 months | 28.2% |
| | | | Incapacitation | -- | 34% |
| Ghana ²⁶ | 1973 | 8 villages (20 men) | Incapacitation | 2.4 to 5.3 weeks | 90% |
| | | | Infection at wound site | -- | 45% |

*Sample size represents total number of individuals with Guinea worm disease (either prevalent or historical cases).

**The term “incapacitation” captures any reports of limited mobility or inability to perform daily tasks, as measurement of incapacitation was variable across studies. “Musculoskeletal problems” encompasses a wide range of complications affecting joints and tissues, arthritis, and complications due to infections that could affect the lower limb.

Statistical analysis. The incidence of GWD was then modeled individually for each country considered endemic in 1990 using *Stata* (Release 13; StataCorp; College Station, TX). Incidence was modeled using either reported case data (where available and plausible; see [Supplementary File 1](#)) or using a Poisson regression over time, by country. For years and locations for which case data were reported and considered plausible, 1,000 draws estimating incidence were generated using a beta distribution of cases and annual national population minus cases to introduce uncertainty, relying on the assumption that national Guinea Worm Eradication Program data reflect the annual case burden. As Guinea worm case data were assumed to represent incidence of new infections, we employed a Poisson regression *per country* to predict cases for years and locations for which case data were missing or excluded, with year as the predictor, and the national population as the offset. The predicted incidence and standard error from the Poisson model were then used to generate a random distribution of 1,000 incidence draws for those years with

missing or incomplete case data. For comparison, the analysis was repeated entirely without exclusion of possible implausible data.

Calculation of disability-adjusted life years (DALYs). To convert estimates of prevalence into quantifiable and comparable measures of disability, GBD first generates estimates of years lived with disability (YLDs), which for GWD are the product of prevalence and a disability weight for all sequelae, corrected for comorbidity. Disability weights are measured on a scale from 0 to 1, with 0 implying a state that is equivalent to full health and 1 a state equivalent to death. In order to generate an estimate of total DALYs from 1990 to 2016, cause-specific years lived with disability are summed with YLDs for each location and year.

For GWD, the following steps were taken to assign health states to sequelae. First, the results of the literature review of Guinea worm-related disability were used to identify sequelae related to

Guinea worm emergence. For each sequela, an estimate of its duration (as a fraction of one year) was multiplied across the 1,000 incidence draws to approximate prevalence. A simulation was run to adjust disability weights for comorbidities for all causes of the same sequelae across GBD¹⁸. For each sequela, the adjusted disability weights were multiplied by prevalence and summed to estimate DALYs for GWD by location and year for each draw. From the 1,000 draws we calculated the point estimate as the mean of the draws, and the 2.5th and 97.5th percentile draws used to construct 95% uncertainty intervals (UI) for the estimation years of 1990, 1995, 2000, 2005, 2010, and 2016, and then interpolated to create the entire 1990–2016 time series. The mean of these annual estimates were summed to produce a total number of DALYs attributable to GWD for 1990–2016.

To estimate the number of DALYs that could have occurred in the absence of eradication interventions four simple scenarios were explored. First, the estimate of total DALYs was extrapolated from 1990 to 2016 accounting for no other changes. Second, DALYs from 1990 were extrapolated according to the annual percentage change in country-level population growth using GBD population estimates. A third scenario assumed declines in DALYs occurred solely due to increased access to improved water sources using the GBD 2016 national water coverage covariate estimates from 1990–2016. In this scenario, the 1990 DALY estimate was reduced on an annual basis according to the increase in the proportion of individuals with access to improved water sources. Finally, to account for burden in the 1980s that GBD results do not capture, the 1986 estimate of 3.5 million annual⁴ cases was held constant (of which 3.3 million cases estimated for Africa²⁷) and multiplied by the mean DALY per case from GBD. The total number of DALYs predicted via GBD 2016 were then subtracted from the total produced under each alternative scenario to estimate the number of DALYs averted due to the eradication campaign. For the 1986–2016 comparison, the burden of GWD was assumed to decline 20% annually from 1987–1989 as case data from this period are limited and not nationally representative for most locations.

Results

Summary of data sources

A total of 21 countries were considered Guinea worm-endemic as of 1990 (Figure 1)²⁸. Sudan and South Sudan were modelled separately in GBD for the entire time series even though they were one country until 2011. A total of 729 country-year-specific data points were identified (Supplementary File 1). The literature review identified ten papers in which Guinea-worm-related morbidity was reported, summarized in Table 1. Sequelae associated with GWD relate to the process of the worm's emergence: pain and itch as the worm exits the body, and the subsequent wound that requires several weeks to heal and which can be further complicated by abscesses and chronic ulcerations, joint and tissue damage, as well as secondary infection in connective tissues²⁹. Pain and itch were widely reported during the worm's emergence; these persist for approximately one month until the worm exits the body². Several studies^{20,23,24,30,31} found that worms predominantly emerge from the lower limbs, with reports ranging from 98%²² to 88%¹⁵ of all cases.

We assumed that every case of GWD, using GBD health state terminology, experienced “pain and disfigurement (moderate),” and “musculoskeletal problems, lower limb (moderate)” for a period of one month, followed by two months of “pain and disfigurement (mild).” Based on evidence from a study of long-term disability conducted in Ghana⁶, we then assumed that 30% of all case-patients then experienced “pain and disfigurement (mild)” for an additional nine months (approximately a total year of disability) to account for longer-term disability associated with recovery. The disability weights³² associated with these sequelae are as follows: moderate disfigurement (with itch/pain), 0.188, 95% UI: 0.125–0.267; musculoskeletal problems, lower limbs (moderate), 0.079, 95% UI: 0.054–0.11; and mild disfigurement (with itch/pain), 0.027, 95% UI: 0.015–0.042.

Results of national-level GWD incidence estimates

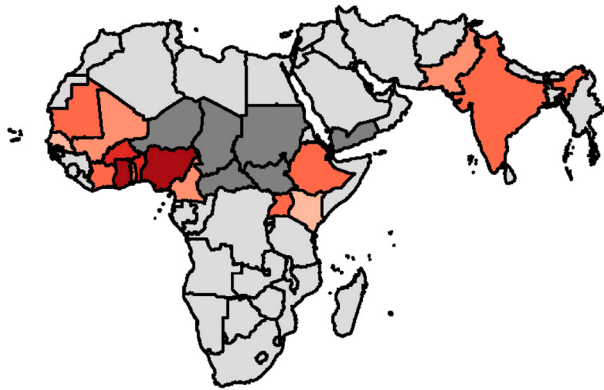
Table 2 presents the total number of reported cases, modeled cases, total DALYs, and DALYs per capita for 1990, as well as the total country-specific DALYs for 2016 for comparison (individual country models are presented in Supplementary File 1). Overall, the GBD model predicts a total of approximately 1.6 million cases of GWD in 1990 and 27 cases in 2016 (compared to 25 cases reported in 2016). A total of 13 countries were missing case reports for at least one year, and a total of 18 country-years of data were considered implausible (see Supplementary File 1), accounting for the large difference in reported and modeled case burden, particularly in 1990 and 1995. Had these possible outliers not been excluded, the model would have predicted approximately 1.1 million cases of GWD for 1990.

DALY estimates

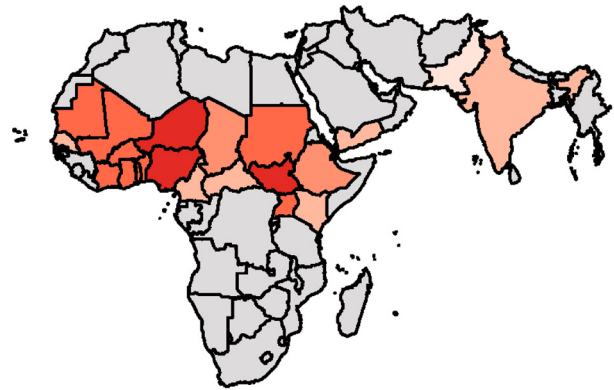
The total DALYs attributed to GWD across all endemic countries in 1990 was 50,725 (95% UI: 35,300–69,200). From 1995 onward, the DALYs attributable to GWD dropped precipitously, with 1995 DALY estimates of 4,020 (95% UI: 2,750–5,530), consistent with the expansion of eradication efforts in Africa throughout the mid-1990s and 2000s. In 1990, the majority of the DALYs occurred in Uganda (20,700; 95% UI: 14,300–28,200), Nigeria (12,100; 95% UI: 8,300–16,600), and what is now South Sudan (6,940; 95% UI: 4,810–9,390). In terms of DALYs per 100,000, estimates in 1990 were the highest in Uganda (118; 95% UI: 82–161), South Sudan (115; 95% UI: 80–156), and Ghana (26; 95% UI: 18–36). For comparison against other causes, the 1990 DALY estimates per 100,000 indicate relative burden. For example, in Ghana, the 1990 DALY estimate for lymphatic filariasis was 80 (95% UI: 40–135) and schistosomiasis was 276 (95% UI: 182–435). In Nigeria, the DALYs for lymphatic filariasis and schistosomiasis in 1990 were 208 (95% UI: 95–377) and 301 (185–491), respectively (see GHDx search tool to search results by country and year).

By interpolating the quinquennial DALY estimates, the total cumulative DALYs due to GWD from 1990 to 2016 was approximately 129,355 (sum of the mean model prediction). In the first scenario we tested in which the estimate of total DALYs from 1990 (50,725.4 DALYs per year) is held constant through 2016, a cumulative 1.37 million DALYs could have occurred in

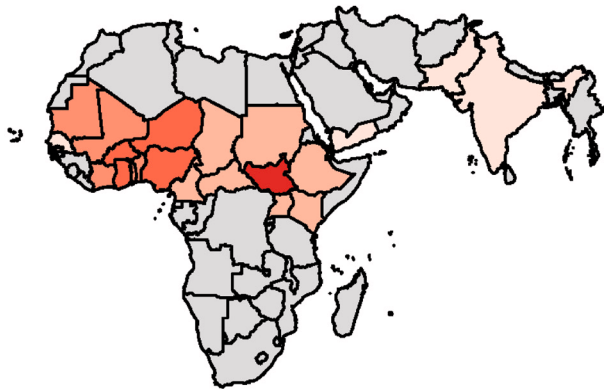
1990



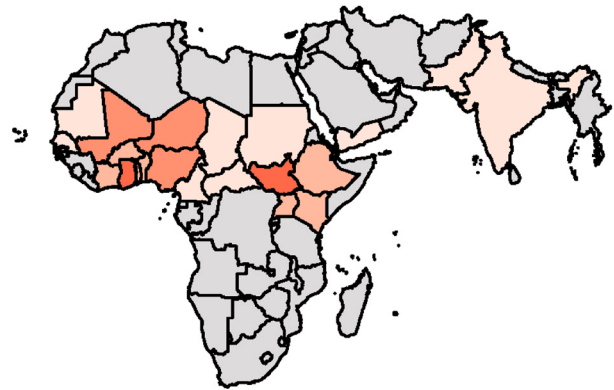
1995



2000



2005



2016

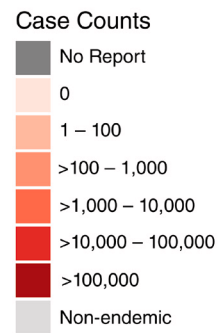
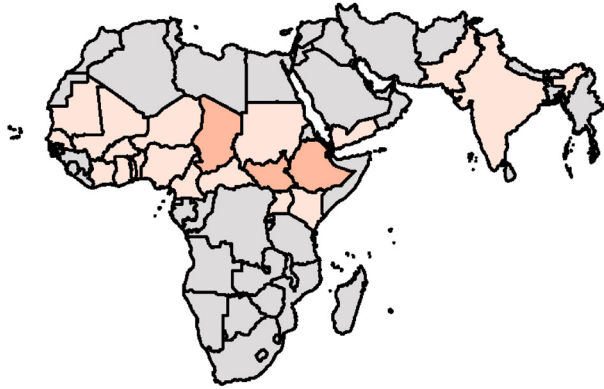


Figure 1. Distribution of Guinea worm disease: 1990, 1995, 2000, 2005, 2010, and 2016. Distribution of GWD cases for 1990, 1995, 2000, 2005, 2010, and 2016. In dark grey, countries with ongoing transmission but no report; in light grey, countries never considered endemic; and in shades of red total annual case counts, including countries with interruption of transmission that had imported cases.

Table 2. Country-specific burden estimates, comparing 1990 to 2016.

| Country | 1990 | | | | | | | | 2016 |
|--------------------------|----------------|--------------------|-----------------|-----------------|-----------------|------------------|----------|----------|-------------|
| | Reported Cases | Predicted Cases† | Total DALYs | | | DALYs per capita | | | DALYs Total |
| | | | Point Estimate | Lower UI | Upper UI | Point Estimate | Lower UI | Upper UI | |
| Benin | 37,414 | 37,410.5 | 1,139.6 | 783.8 | 1,563.8 | 23.2 | 15.9 | 31.8 | - |
| Burkina Faso | 42,187 | 42,190.1 | 1,277.2 | 874.9 | 1,753.4 | 14.6 | 9.9 | 20.0 | - |
| Cameroon | 742 | 742.1 | 24.2 | 16.0 | 34.0 | 0.2 | 0.1 | 0.3 | - |
| Central African Republic | * | 188.5 | 6.2 | 3.4 | 10.1 | 0.2 | 0.1 | 0.3 | - |
| Chad | * | 4,912.1 | 151.2 | 101.6 | 215.2 | 2.6 | 1.7 | 3.7 | 0.5 |
| Côte d'Ivoire | 1,360 | 21,323.4 | 652.2 | 436.8 | 897.3 | 5.4 | 3.6 | 7.5 | - |
| Ethiopia | 2,333 | 2,332.7 | 76.1 | 51.5 | 106.4 | 0.2 | 0.1 | 0.2 | 0.09 |
| Ghana | 123,793 | 123,810.0 | 3,804.7 | 2,616.5 | 5,210.4 | 26.0 | 18.0 | 35.7 | - |
| India | 4,798 | 4,800.3 | 156.4 | 105.9 | 217.9 | 0.02 | 0.01 | 0.03 | - |
| Kenya | 6 | 61.4 | 2.0 | 1.2 | 3.1 | 0.01 | 0.01 | 0.01 | - |
| Mali | 884 | 21,723.36 | 660.0 | 454.2 | 906.1 | 7.8 | 5.4 | 10.1 | 0.0 |
| Mauritania | 8,036 | 8,034.3 | 246.2 | 167.4 | 339.0 | 12.5 | 8.5 | 17.2 | - |
| Niger | * | 61,698.8 | 1,896.3 | 1,280.2 | 2,618.4 | 24.3 | 16.4 | 33.6 | - |
| Nigeria | 394,082 | 394,078.7 | 12,067.6 | 8,345.6 | 16,593.6 | 12.8 | 8.9 | 17.7 | - |
| Pakistan | 160 | 160.1 | 5.2 | 3.4 | 7.5 | 0.004 | 0.003 | 0.01 | - |
| Senegal | 38 | 2,987.8 | 96.0 | 64.6 | 133.9 | 1.3 | 0.9 | 1.8 | - |
| South Sudan** | * | 229,724.3 | 6,939.9 | 4,811.8 | 9,394.0 | 115.1 | 79.8 | 155.8 | 0.2 |
| Sudan | * | 8,116.9 | 260.7 | 174.1 | 363.8 | 1.4 | 1.0 | 1.9 | - |
| Togo | 3,042 | 16,659.15 | 510.2 | 344.7 | 704.5 | 13.7 | 9.2 | 18.9 | - |
| Uganda | 4,704 | 678,265.5 | 20,656.7 | 14,294.5 | 28,233.3 | 117.7 | 82.5 | 160.9 | - |
| Yemen | * | 2,562.8 | 82.1 | 43.2 | 141.1 | 0.7 | 0.4 | 1.2 | - |
| Total | 623,579 | 1,661,782.7 | 50,725.4 | 35,265.3 | 69,197.0 | - | - | - | 0.9 |

DALYs - Disability-adjusted life years

†Mean prediction from 1,000 draws.

*No data reported for 1990.

**South Sudan: Data for Sudan and South Sudan were disaggregated according to current national boundaries for the entire period 1990–2016 as GBD estimates are generated for current political boundaries. We acknowledge that pre-2011, Sudan and South Sudan were not separate countries and that pre-2006 Guinea worm eradication was implemented as a single national program³³.

the absence of any change in GWD incidence. In the second scenario in which the 1990 DALY estimate is extrapolated according to annual population growth, approximately 2 million DALYs could have occurred. Third, accounting for secular improvements in improved water source access we predict a total of 1.1 million DALYs. Using these three scenarios, the number of DALYs averted by the Guinea worm eradication campaign may be as low as 990,000 or as high as 1.89 million (see Table 3). Finally, by multiplying the mean DALYs per case generated by GBD (approximately 0.03) by the 1986 global case estimate of 3.5 million⁴, we project a total of 106,836 DALYs per year for a total of 3.3 million DALYs that could have occurred from 1986–2016 had the 1986 burden remained constant. In this scenario, we

calculated 444,736 DALYs occurred under the eradication campaign, allowing for annual case reductions of 20% from 1987–1989 and GBD 2016 results for the period 1990–2016, resulting in approximately 2.8 million DALYs averted from 1986–2016.

Discussion

This study summarizes the first model of GWD included in the GBD study, estimating the burden of disease attributable to Guinea worm from 1990 to 2016. In comparison to GBD results, previously published studies present similar estimates of case burden, particularly for the early 1990s. The first model published focused on incidence²⁷ using reported case data corrected for underreporting, estimating approximately 3.3 million incident cases

Table 3. Global Guinea worm disease disability-adjusted life years (DALYs) averted comparing observed and alternative scenarios.

| Inputs | DALYs |
|--|-----------|
| Estimated cases* | 1,661,783 |
| DALYs 1990* | 50,725 |
| DALYs observed 1990–2016* | 129,355 |
| Annual 1990 burden remains constant | 1,369,586 |
| Increases with population growth | 2,014,473 |
| Changes in proportion with safe water coverage | 1,119,703 |
| DALYs averted: constant burden | 1,240,231 |
| DALYs averted: increases with population | 1,885,118 |
| DALYs averted: changes in safe water | 990,348 |

*Using Global Burden of Disease 2016 results.

of GWD in Africa occurred in 1986 across 19 countries (Sudan and South Sudan modeled as one country); including India and Pakistan the estimate is 3.5 million cases for 1986⁴. Another analysis, conducted in collaboration with the World Bank, estimated approximately 1.5 million cases in 1990³⁴, a number similar to the 1990 results herein. Other studies have presented the contribution of Guinea worm eradication in the context of Millennium Development Goals³⁵ and economic productivity gains³⁴, and a recent economic analysis calculates DALYs averted per dollar as a metric to justify economic investment in eradication versus control³⁶. Here we similarly focus on DALYs averted as estimated by GBD 2016, with country-level DALYs presented for the first time.

Whether disease eradication is motivated by an economic and/or moral imperative, there are challenges inherent in quantifying the benefits attained. The DALY is a metric that enables decision-makers and public health officials to compare across different causes based on the disease experience, not only the decline in cases. Our analysis includes a review of the scientific literature on GWD, which is sparse and largely published before 1990. These studies may not be representative of the morbidity experienced during the eradication campaign as case management interventions reached scale. Since we also did not account for the quantity of worm burden per case, our current DALY estimates may underestimate the true burden of GWD, as evidence suggests severity of disability is related to the number of worms²³. Secondary complications associated with worm emergence that persisted beyond a year post-emergence were not included, as data on the long-term clinical outcomes of GWD were scarce. Assumptions used in other analyses are based on single studies with very small numbers³⁶. For example, the estimate of 0.5%⁶ of all cases resulting in permanent disability results from a report of one individual with permanent damage to a joint post worm emergence from a sample of 195 individuals. Given the intensity of community-based surveillance over the course of the eradication campaign, it might be possible to generate better parameters for GWD sequelae if detailed case data could be made available.

Our analysis is the first to quantify the DALY burden of GWD in the GBD 2016 framework and is subject to all GBD 2016-specific limitations^{16–18,37}. First, due to the scope of GBD, we were only able to analyze from 1990 onward. It is plausible that case data in the early 1990s do not capture the true incidence of GWD in Africa due to under-reporting as many national eradication programs had not reached full geographic coverage of endemic areas. In terms of historical burden, this analysis also does not account for the cases that were reported prior to 1990 from India and Pakistan, countries which had begun eradication efforts in 1980 and 1987³⁸, respectively, much earlier than most of the other countries (see SI for summary of national case searches). Had our analysis accounted for a larger proportion of the historical burden the number of DALYs averted by eradication campaign interventions would be greater. Second, we attempted to correct for under-reporting by omitting implausible annual country reports which also could have introduced bias into the 1990 estimate. Nevertheless, to ignore missing or implausible data points would have otherwise introduced clear downward bias in our DALY estimates, understating the true burden during this period. Prior evidence acknowledges incomplete reporting³⁹, and our analysis introduced greater levels of uncertainty for years in which case estimates were missing or considered implausible. If data points that were considered outliers had not been excluded from the analysis, the total number of estimated cases would be 1.1 million, still far greater than the 623,579 cases reported by WHO in 1990. This increase would account for missing case data from Central African Republic, Chad, Niger, South Sudan, Sudan and Yemen. Further, reliance on nationally representative data did not enable us to account for the subnational distribution of disease, which may have resulted in over-prediction for country-years that were missing data, notably for Uganda and South Sudan.

Our model suggests that approximately 129,000 DALYs were attributable to GWD for the entire period 1990–2016. As India and Pakistan began national eradication efforts much earlier, this burden largely occurred in Africa, with approximately 50,000 DALYs estimated in 1990 alone. A simple extrapolation of the 1990 mean DALY estimate would imply that 1.3 million DALYs could have occurred in the absence of the eradication program from 1990 onward. Accounting for population growth, that estimate grows to 2.0 million. Using only national level measures of safe water quality to account for secular improvements that could have eliminated transmission, this would suggest that approximately 990,000 DALYs have been averted over the past 27 years. Although data availability pre-1990 limit our ability to construct complex alternative scenarios, the reduction in GWD case reports outpaced national-level measures of water quality. There was approximately an 80% reduction in reported cases of GWD from 1990 to 1995, whereas the change in water access at the national level (a GBD covariate) during this period ranged from a decrease of 2% in coverage (Pakistan) to an increase of 23% (Sudan), suggesting the eradication campaign interventions such as filter cloths, health education and case containment account for a large proportion of the reduction in burden.

While these alternative scenarios present simple estimates of the possible GWD-related disability that has been prevented

since 1990, future analyses with more detailed national-level data could generate better estimates. It is likely our estimates of DALYs averted under-estimate the true impact of eradication as interventions in other high-burden settings like Ghana and Nigeria were already underway. These estimates also do not capture declines in GWD incidence occurring in India⁴⁰ and Pakistan⁴¹ in the 1980s, which combined reported between 20,000–30,000 cases per year combined. Using the 1986 estimate of 3.5 million cases⁴ would double the burden of GWD that we estimated for 1990 and result in approximately 2.8 million DALYs averted (assuming 1986 burden held constant) from 1986–2016.

The future of Guinea worm eradication will depend on a number of factors, including elimination of infection in animals, surveillance in settings with insecurity, and maintenance of a programmatic infrastructure prior to elimination of transmission⁴². Critics of eradication programs may claim that the “cost per case” to sustain interventions at this late stage could be better allocated to more pressing public health priorities. Nonetheless, a recent economic analysis shows that eradication is still effective even at this late stage³⁶. Should eradication efforts continue, the small number of cases reported will not change the overall results of historical DALYs estimated in this study, even if eradication takes decades. The costs expended versus DALYs saved calculations will look increasingly disproportionate as annual case totals continue to decline. By quantifying the contribution of the global eradication program in terms of DALYs averted, we demonstrate the huge benefit in the reduction of human suffering. This study is important as it facilitates a more holistic assessment of the entire achievement of the campaign while the final stubborn cases are eliminated.

Supplementary material

Supplementary File 1 – Guinea worm case data by country or subnational division with country specific models results.

[Click here to access the data.](#)

References

- Hopkins DR: **Disease eradication**. *N Engl J Med*. 2013; **368**(1): 54–63. [PubMed Abstract](#) | [Publisher Full Text](#)
- Cairncross S, Muller R, Zagaria N: **Dracunculiasis (Guinea worm disease) and the eradication initiative**. *Clin Microbiol Rev*. 2002; **15**(2): 223–46. [PubMed Abstract](#) | [Publisher Full Text](#) | [Free Full Text](#)
- Biswas G, Sankara DP, Agua-Agum J, et al.: **Dracunculiasis (guinea worm disease): eradication without a drug or a vaccine**. *Philos Trans R Soc Lond B Biol Sci*. 2013; **368**(1623): 20120146. [PubMed Abstract](#) | [Publisher Full Text](#) | [Free Full Text](#)
- Ruiz-Tiben E, Hopkins DR: **Dracunculiasis (Guinea worm disease) eradication**. *Adv Parasitol*. 2006; **61**: 275–309. [PubMed Abstract](#) | [Publisher Full Text](#)
- Greenaway C: **Dracunculiasis (guinea worm disease)**. *CMAJ*. 2004; **170**(4): 495–500. [PubMed Abstract](#) | [Free Full Text](#)
- Hours M, Cairncross S: **Long-term disability due to guinea worm disease**. *Trans R Soc Trop Med Hyg*. 1994; **88**(5): 559–60. [PubMed Abstract](#) | [Publisher Full Text](#)
- Barry M: **The tail end of guinea worm - global eradication without a drug or a vaccine**. *N Engl J Med*. 2007; **356**(25): 2561–4. [PubMed Abstract](#) | [Publisher Full Text](#)
- Hopkins DR, Ruiz-Tiben E, Downs P, et al.: **Dracunculiasis eradication: neglected no longer**. *Am J Trop Med Hyg*. 2008; **79**(4): 474–9. [PubMed Abstract](#)
- Dracunculiasis eradication: global surveillance summary, 2016**. *Wkly Epidemiol Rec*. 2017; **92**(20): 269–86. [PubMed Abstract](#)
- Fenner F: **Smallpox and its eradication**. 1988. [Reference Source](#)
- Thompson KM, Duintjer Tebbens RJ: **Economic evaluation of the benefits and**

Disclaimer

The findings and conclusions in this report are those of the authors and do not necessarily represent the official position of the Centers for Disease Control and Prevention.

Data availability

Data obtained using the Global Burden of Disease Exchange: <http://ghdx.healthdata.org/>

A full set of extracted data is available from Open Science Framework. Dataset 1: Guinea Worm dataset. <http://doi.org/10.17605/OSF.IO/B63JD>⁴³

This dataset is available under a CC0 1.0 Universal license.

Software availability

Code used to generate estimates is available from Github: https://github.com/ihmeuw/ihme-modeling/tree/master/nonfatal_code/ntd_guineaworm

Archived source code at the time of publication is available from Zenodo: <http://doi.org/10.5281/zenodo.1285962>⁴⁴

The code is available under a CC by 4.0 license

Competing interests

No competing interests were disclosed.

Grant information

Bill & Melinda Gates Foundation [OPP1132415].

The funders had no role in study design, data collection and analysis, decision to publish, or preparation of the manuscript.

- costs of disease elimination and eradication initiatives. In: Cochi SL, Dowdle WR, eds. *Disease eradication in the 21st century*. Cambridge: MIT Press; 2011; 115–32.
[Reference Source](#)
12. Emerson CI: **The moral case for eradication**. In: Cochi SL, Dowdle WR, eds. *Disease Eradication in the 21st Century*. Cambridge: MIT Press; 2011; 103–14.
[Reference Source](#)
 13. Acharya AK, Murray CJL: **Economic appraisal of eradication programs: the question of infinite benefits**. In: Dowdle WR, Hopkins DR eds. *The Eradication of Infectious Diseases*. New York: John Wiley & Sons; 1998; 75–90.
[Reference Source](#)
 14. World Health Organization: **Dracunculiasis Surveillance**. *Wkly Epidemiol Rec*. 1982; **57**: 65–72.
 15. Greenwood B, Greenwood A, Bradley A: **Guinea worm infection in northern Nigeria: reflections on a disease approaching eradication**. *Trop Med Int Health*. 2017; **22**(5): 558–566.
[PubMed Abstract](#) | [Publisher Full Text](#) | [Free Full Text](#)
 16. GBD 2016 DALYs and HALE Collaborators: **Global, regional, and national disability-adjusted life-years (DALYs) for 333 diseases and injuries and healthy life expectancy (HALE) for 195 countries and territories, 1990–2016: a systematic analysis for the Global Burden of Disease Study 2016**. *Lancet*. 2017; **390**(10100): 1260–344.
[PubMed Abstract](#) | [Publisher Full Text](#) | [Free Full Text](#)
 17. GBD 2016 Mortality Collaborators: **Global, regional, and national under-5 mortality, adult mortality, age-specific mortality, and life expectancy, 1970–2016: a systematic analysis for the Global Burden of Disease Study 2016**. *Lancet*. 2017; **390**(10100): 1084–150.
[PubMed Abstract](#) | [Publisher Full Text](#) | [Free Full Text](#)
 18. GBD 2016 Disease and Injury Incidence and Prevalence Collaborators: **Global, regional, and national incidence, prevalence, and years lived with disability for 328 diseases and injuries for 195 countries, 1990–2016: a systematic analysis for the Global Burden of Disease Study 2016**. *Lancet*. 2017; **390**(10100): 1211–59.
[PubMed Abstract](#) | [Publisher Full Text](#) | [Free Full Text](#)
 19. Adeyeba OA, Kale OO: **Epidemiology of dracunculiasis and its socio-economic impact in a village in south-west Nigeria**. *West Afr J Med*. 1991; **10**(3–4): 208–15.
[PubMed Abstract](#)
 20. Ofoezie IE, Adeniyi IF: **The prevalence and endemicity of dracunculiasis in Akowide village, Oyo State, Nigeria**. *Ann Trop Med Parasitol*. 1990; **84**(2): 163–9.
[PubMed Abstract](#) | [Publisher Full Text](#)
 21. Smith GS, Blum D, Huttly SR, et al.: **Disability from dracunculiasis: effect on mobility**. *Ann Trop Med Parasitol*. 1989; **83**(2): 151–8.
[PubMed Abstract](#) | [Publisher Full Text](#)
 22. Okoye SN, Onwuliri CO, Anosike JC: **A survey of predilection sites and degree of disability associated with guineaworm (*Dracunculus medinensis*)**. *Int J Parasitol*. 1995; **25**(9): 1127–9.
[PubMed Abstract](#) | [Publisher Full Text](#)
 23. Kale OO: **The clinico-epidemiological profile of guinea worm in the Ibadan district of Nigeria**. *Am J Trop Med Hyg*. 1977; **26**(2): 208–14.
[PubMed Abstract](#) | [Publisher Full Text](#)
 24. Omar MA, Gamba-Osiga A, Sufi QM, et al.: **A survey of human dracunculiasis in Kitgum District, Uganda**. *Ann Ig*. 1993; **5**(5): 313–20.
[PubMed Abstract](#)
 25. Chippaux JP, Banzou A, Agbde K: **[Social and economic impact of dracunculosis: a longitudinal study carried out in 2 villages in Benin]**. *Bull World Health Organ*. 1992; **70**(1): 73–8.
[PubMed Abstract](#) | [Free Full Text](#)
 26. Belcher DW, Wurapa FK, Ward WB, et al.: **Guinea worm in southern Ghana: its epidemiology and impact on agricultural productivity**. *Am J Trop Med Hyg*. 1975; **24**(2): 243–9.
[PubMed Abstract](#) | [Publisher Full Text](#)
 27. Watts SJ: **Dracunculiasis in Africa in 1986: its geographic extent, incidence, and at-risk population**. *Am J Trop Med Hyg*. 1987; **37**(1): 119–25.
[PubMed Abstract](#) | [Publisher Full Text](#)
 28. **Dracunculiasis. Global surveillance summary, 1990**. *Wkly Epidemiol Rec*. 1991; **66**: 225–30.
[Reference Source](#)
 29. Muller R: **Guinea worm disease: epidemiology, control, and treatment**. *Bull World Health Organ*. 1979; **57**(5): 683–9.
[PubMed Abstract](#) | [Free Full Text](#)
 30. Guthmann JP, Mercer AJ, Gandubert C, et al.: **Guinea worm disease in Ayod, Upper Nile Province, southern Sudan: a cross-sectional study**. *Trop Med Int Health*. 1996; **1**(1): 117–23.
[PubMed Abstract](#) | [Publisher Full Text](#)
 31. Lyons GR: **Guineaworm infection in the Wa district of north-western Ghana**. *Bull World Health Organ*. 1972; **47**(5): 601–10.
[PubMed Abstract](#) | [Free Full Text](#)
 32. Salomon JA, Haagsma JA, Davis A, et al.: **Disability weights for the Global Burden of Disease 2013 study**. *Lancet Glob Health*. 2015; **3**(11): e712–23.
[PubMed Abstract](#) | [Publisher Full Text](#)
 33. Jones AH, Becknell S, Withers PC, et al.: **Logistics of Guinea worm disease eradication in South Sudan**. *Am J Trop Med Hyg*. 2014; **90**(3): 393–401.
[PubMed Abstract](#) | [Publisher Full Text](#) | [Free Full Text](#)
 34. Kim A, Tandon A, Ruiz-Tiben E: **Cost-benefit analysis of the global dracunculiasis eradication campaign, 1997**.
[Publisher Full Text](#)
 35. Callahan K, Bolton B, Hopkins DR, et al.: **Contributions of the Guinea worm disease eradication campaign toward achievement of the Millennium Development Goals**. *PLoS Negl Trop Dis*. 2013; **7**(5): e2160.
[PubMed Abstract](#) | [Publisher Full Text](#) | [Free Full Text](#)
 36. Fitzpatrick C, Sankara DP, Agua JF, et al.: **The cost-effectiveness of an eradication programme in the end game: Evidence from guinea worm disease**. *PLoS Negl Trop Dis*. 2017; **11**(10): e0005922.
[PubMed Abstract](#) | [Publisher Full Text](#) | [Free Full Text](#)
 37. GBD 2016 Causes of Death Collaborators: **Global, regional, and national age-sex specific mortality for 264 causes of death, 1980–2016: a systematic analysis for the Global Burden of Disease Study 2016**. *Lancet*. 2017; **390**(10100): 1151–210.
[PubMed Abstract](#) | [Publisher Full Text](#) | [Free Full Text](#)
 38. Centers for Disease Control and Prevention: **Update: dracunculiasis eradication--worldwide, 1989**. *MMWR Morb Mortal Wkly Rep*. 1990; **38**: 882–5.
[Reference Source](#)
 39. Hopkins DR: **Dracunculiasis: an eradicable scourge**. *Epidemiol Rev*. 1983; **5**: 208–19.
[PubMed Abstract](#) | [Publisher Full Text](#)
 40. Sharma R: **India eradicates guinea worm disease**. *BMJ*. 2000; **320**(7236): 668.
[PubMed Abstract](#) | [Free Full Text](#)
 41. Hopkins DR, Azam M, Ruiz-Tiben E, et al.: **Eradication of dracunculiasis from Pakistan**. *Lancet*. 1995; **346**(8975): 621–4.
[PubMed Abstract](#) | [Publisher Full Text](#)
 42. Molyneux D, Sankara DP: **Guinea worm eradication: Progress and challenges—should we beware of the dog?** *PLoS Negl Trop Dis*. 2017; **11**(4): e0005495.
[PubMed Abstract](#) | [Publisher Full Text](#) | [Free Full Text](#)
 43. Cromwell E: **Guinea Worm dataset**. 2018.
[Data Source](#)
 44. Cromwell EA: **Code for Guinea worm model GBD 2016**. *Zenodo*. 2018.
[Data Source](#)

Open Peer Review

Current Referee Status:



Version 1

Referee Report 13 July 2018

doi:[10.21956/gatesopenres.13900.r26527](https://doi.org/10.21956/gatesopenres.13900.r26527)



Philip Downs

Sightsavers, Durham, NC, USA

Cromwell et al. establish an important metric to assess the impact of the Guinea worm eradication programme and compare other disease and elimination programmes. As noted by the authors, the model presented may under represent the impact on burden as earlier prevalence estimates are likely under reported; estimates prior to 1990 put the prevalence of GWD closer to 3.5 million cases. A major limitation is not accounting for the quantity of worm burden per case and accounting for the mental health burden of the disease as part of sequelae. Article highlights the importance of all elimination programmes to capture and publish parameters of disease sequelae as soon as possible.

Potential typo in one of the sentences - I believe the authors intended to mean unpublished in the sentence "Our analysis includes a review of the scientific literature on GWD, which is sparse and largely published before 1990."

Is the work clearly and accurately presented and does it cite the current literature?

Yes

Is the study design appropriate and is the work technically sound?

Yes

Are sufficient details of methods and analysis provided to allow replication by others?

Yes

If applicable, is the statistical analysis and its interpretation appropriate?

Yes

Are all the source data underlying the results available to ensure full reproducibility?

Yes

Are the conclusions drawn adequately supported by the results?

Yes

Competing Interests: No competing interests were disclosed.

Referee Expertise: Neglected Tropical Diseases

I have read this submission. I believe that I have an appropriate level of expertise to confirm that it is of an acceptable scientific standard.

Author Response 24 Jul 2018

Simon Hay,

Thank you for the comment. We agree there is likely additional morbidity associated with the number of worms per individual infected. Depending on the availability of data, it may be possible to update the model in the GBD with an estimate of worm burden as it relates to either degree of pain and limited mobility or duration of disease. Mental health outcomes are difficult to estimate in this framework as data on morbidity due to Guinea worm disease likely come from cross-sectional studies. In addition to attributing disability weights to mental health states, there is not enough evidence to assign a duration to mental health outcomes associated with Guinea worm disease to include in the calculation of a DALY.

Competing Interests: No competing interests were disclosed.

Referee Report 05 July 2018

doi:[10.21956/gatesopenres.13900.r26532](https://doi.org/10.21956/gatesopenres.13900.r26532)



Guillaume Chabot-Couture

Institute for Disease Modeling, Bellevue, WA, USA

Good manuscript overall, and a useful addition to the GW literature.

Under-reporting is discussed as an important limitation, and effort is made to evaluate how much cases could have been under reported when it comes to estimating impact of GWEP.

Good review of information on sequelae. As they discuss, multiple worms could cause more sequelae by hitting the same patient. Patients with multiple worms could have been under-reported, and multiple worms could have been more frequent at the beginning of the GWEP which could make the quoted results an under-estimate of the impact on burden. This should be explicitly modeled as part of their sensitivity analysis.

In Chad, from 2000 to 2010, there must have been cases, but surveillance was missing them. It would be more accurate to interpolate a burden of 10-20 cases during those years than to take the zero reports as is. Alternatively, this could be reported as "*" as it is done in the appendix.

A note should be made about DRC and how the absence of reporting from that country without good surveillance present may be masking some GW burden.

Is the work clearly and accurately presented and does it cite the current literature?

Yes

Is the study design appropriate and is the work technically sound?

Yes

Are sufficient details of methods and analysis provided to allow replication by others?

Yes

If applicable, is the statistical analysis and its interpretation appropriate?

Yes

Are all the source data underlying the results available to ensure full reproducibility?

Yes

Are the conclusions drawn adequately supported by the results?

Yes

Competing Interests: No competing interests were disclosed.

I have read this submission. I believe that I have an appropriate level of expertise to confirm that it is of an acceptable scientific standard.

Author Response 24 Jul 2018

Simon Hay,

We thank the reviewer for the comment. As we mention above, we will review data sources to determine if worm burden can be included in future iterations of the model. While the point about DRC is noted, we would need additional data sources from the Ministry of Health to re-consider the geographic exclusions used in the analysis. The suggestion regarding Chad can be tested in a subsequent iteration of the GBD.

Competing Interests: No competing interests were disclosed.

Referee Report 29 June 2018

doi:[10.21956/gatesopenres.13900.r26528](https://doi.org/10.21956/gatesopenres.13900.r26528)



Teshome Gebre

International Trachoma Initiative, Addis Ababa, Ethiopia

The article is very well written and the data presented on the burden of GWD accurately reflects the situation in the known endemic countries to the best of my knowledge. Most of the global program data before 1990 was mainly based on estimates from national health facility morbidity statistics or commonly known as health facility reports. Obviously, these data sources have their own limitations as GWD or Dracunculiasis could be misdiagnosed or misclassified during recording and reporting by health workers or statisticians. The possibility of underreporting and overreporting exists at all levels of the health care delivery nearly everywhere. On the other hand, since GW is a disease of poverty affecting the poorest of the poor in very remote and underserved settings, it is highly likely that there could have been plenty of cases missed or uncaptured by the health system due to lack access to the health service and hence undermining the reported incidence/prevalence. I have noticed that the GBD estimates have taken this scenario into account while calculating the annual incidence for each country. On the other hand, most of the GWD burden reported after 1990 and most importantly after 1995 are likely to reflect the precise

picture of the GW situation in most of the endemic countries since there was a village-based surveillance system established in nearly all countries where there was no civil strife occurring like in the case of Sudan. I am in agreement with the way the DALYs were calculated. Most importantly, it is good that the authors considered the GWD burden for the period 1990 - 2016. It would have been an over-estimate had the authors considered the GWD burden for the period 1986 - 2016 to calculate the DALYs averted by the global program. I am hesitant to attribute all the 80% GW case reduction observed during 1990 - 1995 to those soft interventions like filter distribution, health education and Abate application. I would say that the reduction was mainly achieved due to improved reporting as a result of instituting trained village based volunteers and thereby establishing effective village based surveillance system with robust supervisory network from national level all the way down to district or county or LGA levels as the case may be in each endemic country. Overall, I am appreciative of the work done by the authors. I have seen firsthand the immense suffering and terrible consequences of this crippling disease and it is indeed worth publishing this work to celebrate the great breakthrough attained in eradicating this dreadful disease.

Is the work clearly and accurately presented and does it cite the current literature?

Yes

Is the study design appropriate and is the work technically sound?

Yes

Are sufficient details of methods and analysis provided to allow replication by others?

Yes

If applicable, is the statistical analysis and its interpretation appropriate?

Yes

Are all the source data underlying the results available to ensure full reproducibility?

Yes

Are the conclusions drawn adequately supported by the results?

Yes

Competing Interests: No competing interests were disclosed.

I have read this submission. I believe that I have an appropriate level of expertise to confirm that it is of an acceptable scientific standard.

Author Response 24 Jul 2018

Simon Hay,

Thank you for the comments. We agree with the reviewer that reductions in cases post from 1990 to 1995 may reflect changes in reporting procedures. The results do include larger uncertainty intervals for the 1990 estimates compared to later time points, largely driven by the model attempting to correct for under-reporting or missing data from the early 1990s.

Competing Interests: No competing interests were disclosed.