



ELSEVIER

Contents lists available at ScienceDirect

Data in Brief

journal homepage: www.elsevier.com/locate/dib

Data Article

Survey datasets on patterns of utilization of mental healthcare services among people living with mental illness



Tomike I. Olawande^a, Hilary I. Okagbue^{b,*}, Ayodele S. Jegede^c,
Patrick A. Edewor^a, Lukman T. Fasasi^c

^a Department of Sociology, Covenant University, Ota, Nigeria

^b Department of Mathematics, Covenant University, Ota, Nigeria

^c Department of Sociology, University of Ibadan, Ibadan, Nigeria

ARTICLE INFO

Article history:

Received 9 March 2018

Received in revised form

12 June 2018

Accepted 24 June 2018

Available online 5 July 2018

Keywords:

Survey

Utilization questionnaire

Survey analytics

Statistics

Mental health

Psychiatry

ABSTRACT

The data was obtained from a field survey aimed at measuring the patterns of utilization of mental healthcare services among people living with mental illness. The data was collected using a standardized and structured questionnaire from People Living with Mental Illness (PLMI) receiving treatment and the care-givers of People Living with Mental Illness. Three psychiatric hospitals in Ogun state, Nigeria were the population from which the samples were taken. Chi-square test of independence and correspondence analysis were used to present the data in analyzed form.

© 2018 The Authors. Published by Elsevier Inc. This is an open access article under the CC BY license

(<http://creativecommons.org/licenses/by/4.0/>).

Specification Table

Subject Area	Psychology
More Specific subject area	Quantitative Psychology and Mental Health
Type of data	Table and text file
How data was acquired	Field survey
Data format	Raw, partial analyzed

* Corresponding author.

E-mail address: hilary.okagbue@covenantuniversity.edu.ng (H.I. Okagbue).

<https://doi.org/10.1016/j.dib.2018.06.086>

2352-3409/© 2018 The Authors. Published by Elsevier Inc. This is an open access article under the CC BY license (<http://creativecommons.org/licenses/by/4.0/>).

Experimental factors	Pattern of utilization of mental healthcare services
Experimental features	Only those receiving treatments and the care-givers (in the case of very unstable patients) were considered. Also only those residents in the study areas were considered. Adults younger than 18 years were also excluded.
Data Source location	Covenant University Sociology Laboratory, Ota, Nigeria
Data accessibility	All the data are in this data article

Significance of the data

- The central theme is the study of utilization of mental healthcare facilities among people living with mental illness.
 - The data could be useful in monitoring the extent to which the mental health services are available and utilized.
 - The study can be replicated to other countries with similar demographic factors.
 - The data can be used in the overall study of mental health.
-

1. Data

The data is a summary of responses from a field survey. Structured questionnaires were administered to People Living with Mental Illness (PLWMI) and their caregivers and the aim is to measure the patterns of utilization of mental healthcare services among PLWMI.

Only those receiving treatments and the care-givers (in the case of very unstable patients) were considered. Also, those residents in the study areas that are of Yoruba origin were considered. Adults younger than 18 years were excluded from the study.

The pattern of utilization mental healthcare services in this context was determined by the perceived use of the mental healthcare services by the respondents, frequency of use, frequency of taking prescribed medications and the perceived obstacle of using the available mental healthcare services. These are shown in [Figs. 1–4](#). The raw data can be assessed as [Supplementary data 1](#) and the questionnaire can be assessed as [Supplementary data 2](#).

2. Experimental design, materials and methods

Mental illness has been believed by numerous experts to be caused amongst others by depression, alcohol and substance abuse, stress, violence against women or minors, post-traumatic stress disorder, women's infertility and biological factors. Mental health in particular requires special help, care and management. The treatment may come as psychotherapy and medications which are available in mental healthcare services. The availability of mental health services determines their patterns of usage or utilization [1–5].

Utilization is connected with ease of use, excellence service, good customer relations, affordable fees charge, management and socio-economic factors.

Questionnaire was used in this article to measure the pattern of utilization of mental healthcare services in Psychiatric hospitals located in three local Government areas of Ogun state, Nigeria. The utilization of the mental healthcare services in the demographics of the study area in particular and Nigeria in general are historically low due to long distance, unavailability of medications, stigmatization, epileptic or skeletal services, poor road networks, poverty and dearth of skilled psychiatrics [6–15]. Generally, the following statistical analysis and survey methods in these articles can be useful [16–30].

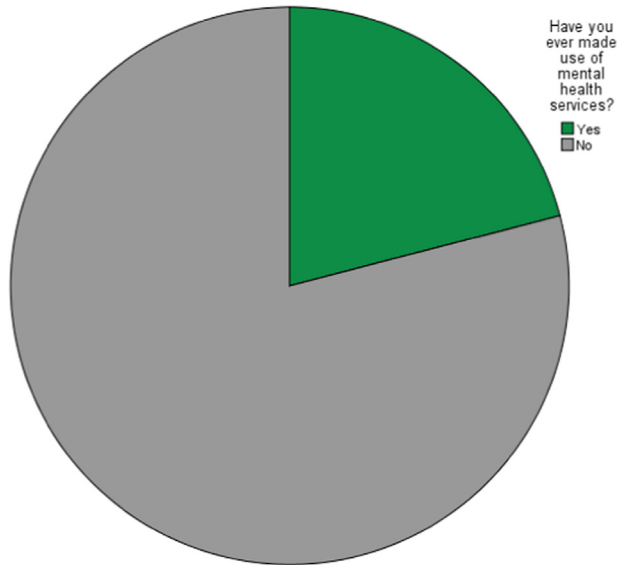


Fig. 1. Perceived use of the mental healthcare services by the respondents.

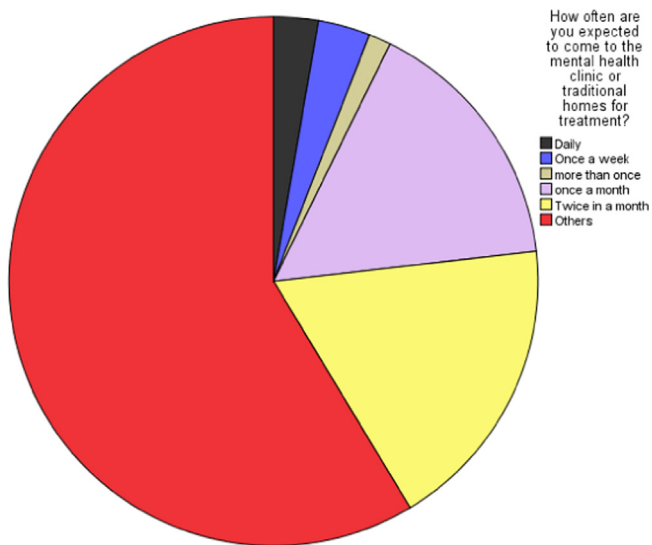


Fig. 2. Perceived frequency of use of the mental healthcare services by the respondents.

2.1. Contingency analysis

Chi-square test of independence was used to determine the association between the measure of utilization of mental healthcare services and the socio-demographics of the respondents and is presented in Tables 1 and 2.

Remarks: P-value less than 0.05 imply association.

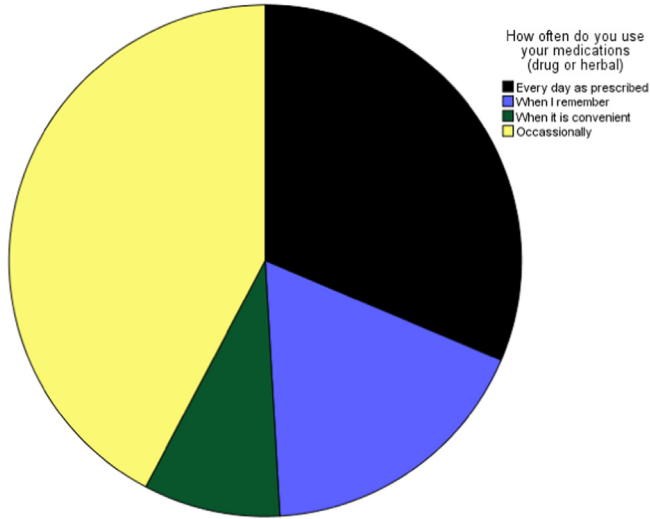


Fig. 3. Frequency of taking prescribed medications.

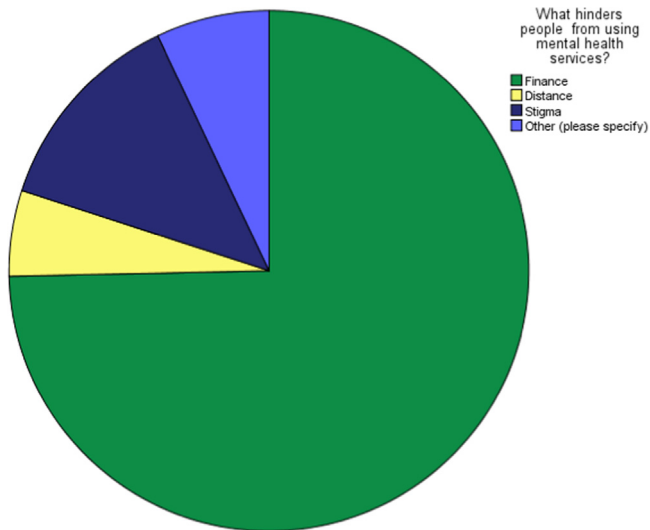


Fig. 4. Perceived obstacle of using the available mental healthcare services.

2.2. Correlational analysis

The correlational studies are important to reveal the strength and nature of the observed linear relationship that exist between the measure of utilization and the socio-demographic variables. These are presented in [Tables 3](#) and [4](#).

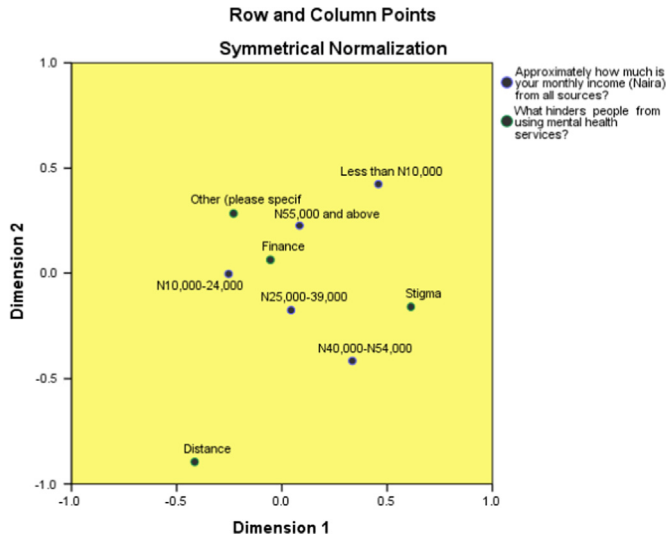


Fig. 5. Biplot showing the perceived relationship in graphical form.

Table 1

Contingency analysis between the usage of mental services and the socio-demographic variables.

Socio-demographic factors	Chi-square	P value
Gender	0.153316	0.695387
Age	5.595044	0.347636
Marital status	12.941725	0.023931
Religion	2.046284	0.562856
Level of education	7.503471	0.483409
Occupation/ Profession	12.302178	0.138222
Income	3.307660	0.507719
Duration of residency in the studied area	5.069540	0.407453
Family type	2.222229	0.329192
Form of marriage	1.108207	0.574587

Table 2

Contingency analysis between the perceived hindrance of mental services and the socio-demographic variables.

Socio-demographic factors	Chi-square	P value
Gender	2.667740	0.445737
Age	40.262166	0.000414
Marital status	20.179331	0.165161
Religion	6.378052	0.701566
Level of education	32.969706	0.104714
Occupation/ Profession	31.410814	0.142287
Income	7.675522	0.809946
Duration of residency in the studied area	20.965525	0.137934
Family type	7.046988	0.316524
Form of marriage	4.321635	0.633238

Table 3

Correlational analysis between the usage of mental services and the socio-demographic variables.

Socio-demographic factors	Pearson's R	P value
Gender	-0.012084	0.695721
Age	0.026051	0.399072
Marital status	-0.088972	0.003910
Religion	-0.017942	0.561412
Level of education	-0.037189	0.228575
Occupation/ Profession	-0.030210	0.328092
Income	-0.036221	0.240918
Duration of residency in the studied area	0.015793	0.609235
Family type	-0.009194	0.766027
Form of marriage	-0.006283	0.838854

Table 4

Correlational analysis between the perceived hindrance of mental services and the socio-demographic variables.

Socio-demographic factors	Pearson's R	P value
Gender	-0.001236	0.968093
Age	0.078624	0.010815
Marital status	-0.032353	0.294916
Religion	0.002405	0.937959
Level of education	-0.025976	0.400421
Occupation/ Profession	-0.038578	0.211642
Income	0.018045	0.559159
Duration of residency in the studied area	0.028956	0.348574
Family type	0.037799	0.221030
Form of marriage	-0.032385	0.294450

Table 5

Correspondence table of patterns of utilization of mental healthcare services among people living with mental illness.

What hinders people from using mental health services?	Approximately how much is your monthly income (Naira) from all sources?					
	Less than N10,000	N10,000–24,000	N25,000–39,000	N40,000–N54,000	N55,000 and above	Active Margin
Finance	68	346	100	107	163	784
Distance	2	27	8	10	9	56
Stigma	14	50	18	25	29	136
Other (please specify)	6	34	8	9	17	74
Active Margin	90	457	134	151	218	1050

2.3. Correspondence analysis

Correspondence analysis is performed to visually display the contributions of the income of the respondents to the hindrance from using mental health services. Details on correspondence analysis can be found in [31–35].

The results are presented as follows: Correspondence table (Table 5), model summary (Table 6), overview row points (Table 7), overview column points (Table 8) and biplot (Fig. 5).

Table 6
model summary of patterns of utilization of mental healthcare services among people living with mental illness.

Dimension	Singular Value	Inertia	Chi Square	Sig.	Proportion of Inertia		Confidence Singular Value	
					Accounted for	Cumulative	Standard Deviation	Correlation 2
1	0.064	0.004			0.557	0.557	0.031	-0.098
2	0.055	0.003			0.411	0.968	0.029	
3	0.015	0.000			0.032	1.000		
Total		0.007	7.676	0.810 ^a	1.000	1.000		

The p value indicates that the income of the respondents is not associated with the hindrance they encountered in the utilization of mental healthcare services.

^a 12 degrees of freedom

Table 7
Overview row points table of patterns of utilization of mental healthcare services among people living with mental illness.

What hinders people from using mental health services?	Mass	Score in Dimension		Inertia	Contribution				
		1	2		Of Point to Inertia of Dimension		Of Dimension to Inertia of Point		
					1	2	1	2	Total
Finance	.747	-.055	.065	.000	.035	.057	.409	.484	.893
Distance	.053	-.415	-.896	.003	.144	.780	.199	.799	.998
Stigma	.130	.613	-.158	.003	.762	.059	.943	.054	.997
Other (please specify)	.070	-.230	.285	.001	.059	.104	.326	.428	.755
Active Total	1.000			.007	1.000	1.000			

Table 8
Overview column points table of patterns of utilization of mental healthcare services among people living with mental illness.

Approximately how much is your monthly income (Naira) from all sources?	Mass	Score in Dimension		Inertia	Contribution				
		1	2		Of Point to Inertia of Dimension		Of Dimension to Inertia of Point		
					1	2	1	2	Total
Less than N10,000	.086	.458	.424	.002	.282	.281	.566	.416	.981
N10,000–24,000	.435	-.254	-.003	.002	.439	.000	1.000	.000	1.000
N25,000–39,000	.128	.044	-.174	.000	.004	.071	.048	.644	.691
N40,000–N54,000	.144	.334	-.416	.002	.252	.453	.426	.565	.991
N55,000 and above	.208	.084	.227	.001	.023	.195	.124	.780	.905
Active Total	1.000			.007	1.000	1.000			

a. Symmetrical normalization

Remarks: The data was explained by two dimensions. Distance seems not to be perceived hindrance to utilization of mental healthcare services in the studied area.

Acknowledgements

The research was sponsored by the Covenant University Centre for Research, Innovation and Development (CUCRID), Covenant University, Ota, Nigeria.

Transparency document. Supporting information

Transparency data associated with this article can be found in the online version at <https://doi.org/10.1016/j.dib.2018.06.086>.

Appendix A. Supporting information

Supplementary data associated with this article can be found in the online version at <https://doi.org/10.1016/j.dib.2018.06.086>.

References

- [1] V. Makanjuola, Y. Esan, B. Oladeji, L. Kola, J. Appiah-Poku, B. Harris, O. Gureje, Explanatory model of psychosis: impact on perception of self-stigma by patients in three sub-saharan African cities, *Soc. Psychiatry Psychiatr. Epidemiol.* 51 (12) (2016) 1645–1654.
- [2] M. Heijnders, S. Van Der Meij, The fight against stigma: an overview of stigma-reduction strategies and interventions, *Psychol. Health Med.* 11 (3) (2006) 353–363.
- [3] A.F. Jorm, A.E. Korten, P.A. Jacomb, H. Christensen, S. Henderson, Attitudes towards people with a mental disorder: a survey of the Australian public and health professionals, *Austr. New Zeal. J. Psychiatry* 33 (1) (1999) 77–83.
- [4] M. Kabir, Z. Iliyasu, I.S. Abubakar, M.H. Aliyu, Perception and beliefs about mental illness among adults in Karfi village, northern Nigeria (art. no. 3), *BMC Int. Health Human. Rights* 4 (2004) 1–5.
- [5] S. Laganathan, S.R. Murthy, Experiences of stigma and discrimination endured by people suffering from schizophrenia, *Indian J. Psychiatry* 50 (2008) 39–46.
- [6] D.M. Ndetei, V. Mutiso, A. Maraj, K.K. Anderson, C. Musyimi, K. McKenzie, Stigmatizing attitudes toward mental illness among primary school children in Kenya, *Soc. Psychiatry Psychiatr. Epidemiol.* 51 (1) (2016) 73–80.
- [7] T.I. Olawande, A.S. Jegede, P.A. Edewor, L.T. Fasasi, G.W. Samuel, An exploration of gender differences on availability of mental healthcare services among the Yoruba of Ogun State, Nigeria, *Int. J. Emerg. Ment. Health Hum. Resil.* 20 (1) (2018) 1–7.
- [8] T.I. Olawande, A.S. Jegede, P.A. Edewor, L.T. Fasasi, Gender differentials in the perception of mental illness among the Yoruba of Ogun State, Nigeria, *Ife Psychol.* 26 (1) (2018) 134–153.
- [9] A.O. Odejide, M.O. Olatawura, A survey of community attitudes to the concept and treatment of mental illness in Ibadan, Nigeria, *Niger. Med. J. : J. Niger. Med. Assoc.* 9 (3) (1979) 343–347.
- [10] T.O. Oduguwa, O.O. Akinwotu, A.A. Adeoye, A comparative study of self stigma between HIV/AIDS and schizophrenia patients, *J. Psychiatry* 17 (2) (2014) 525–531.
- [11] B. Ola, R. Suren, C. Ani, Depressive symptoms among children whose parents have serious mental illness: association with children's threat-related beliefs about mental illness, *South Afr. J. Psychiatry* 21 (3) (2015) 74–78.
- [12] O. Olugbile, M.P. Zachariah, A. Kuyinu, A. Coker, O. Ojo, B. Isichei, Yoruba world view and the nature of psychotic illness, *Afr. J. Psychiatry* 12 (2) (2009) 149–156.
- [13] P. Ronzoni, N. Dogra, O. Omigbodun, T. Bella, O. Atitola, Stigmatization of mental illness among Nigerian schoolchildren, *Int. J. Soc. Psychiatry* 56 (5) (2010) 507–514.
- [14] D. Rose, G. Thornicroft, V. Pinfold, A. Kassam, 250 Labels used to stigmatise people with mental illness, *BMC Health Serv. Res.* 7 (2007) (art. no. 97).
- [15] N. Sartorius, Iatrogenic stigma of mental illness, *Br. Med. J.* 324 (7352) (2002) 1470–1471.
- [16] C.O. Iroham, H.I. Okagbue, O.A. Ogunkoya, J.D. Owolabi, Survey data on factors affecting negotiation of professional fees between Estate Valuers and their clients when the mortgage is financed by bank loan: a case study of mortgage valuations in Ikeja, Lagos State, Nigeria, *Data Brief* 12 (2017) 447–452.
- [17] H.I. Okagbue, A.A. Opanuga, P.E. Oguntunde, P.O. Ugwoke, Random number datasets generated from statistical analysis of randomly sampled GSM recharge cards, *Data Brief* 10 (2017) 269–276.
- [18] H.I. Okagbue, A.A. Opanuga, M.O. Adamu, P.O. Ugwoke, E.C.M. Obasi, G.A. Eze, Personal name in Igbo Culture: a dataset on randomly selected personal names and their statistical analysis, *Data Brief* 15 (2017) 72–80.

- [19] S.A. Bishop, E.A. Owoloko, H.I. Okagbue, P.E. Oguntunde, O.A. Odetunmbi, A.A. Opanuga, Survey datasets on the externalizing behaviors of primary school pupils and secondary school students in some selected schools in Ogun State, Nigeria, *Data Brief* 13 (2017) 469–479.
- [20] A.O. Adejumo, N.A. Ikoba, E.A. Suleiman, H.I. Okagbue, P.E. Oguntunde, O.A. Odetunmbi, O. Job, Quantitative exploration of factors influencing psychotic disorder ailments in Nigeria, *Data Brief* 14 (2017) 175–185.
- [21] S. Li, B. Su, P.C. Sui, G. Zhang, Online survey data of public subjective well-being on high occupancy vehicle lane in China, *Data Brief* 15 (2017) 862–867.
- [22] S.J. Visscher, H.F. van Stel, Practice variation amongst preventive child healthcare professionals in the prevention of child maltreatment in the Netherlands: qualitative and quantitative data, *Data Brief* 15 (2017) 665–686.
- [23] W. Alzamil, The urban features of informal settlements in Jakarta, Indonesia, *Data Brief* 15 (2017) 993–999.
- [24] M.J. Herrero, A. Domingo-Salvany, R. De la Torre, Data from roadside screening for psychoactive substances, alcohol and illicit drugs, among Spanish drivers in 2015, *Data Brief* 15 (2017) 160–162.
- [25] J.E. Thompson, Survey data reflecting popular opinions of the causes and mitigation of climate change, *Data Brief* 14 (2017) 412–439.
- [26] R. Lee, A. Jones, F. Woodgate, N. Killough, K. Bellamkonda, M. Williams, A. Handa, Data for the Oxford Abdominal Aortic Aneurysm Study international survey of vascular surgery professionals, *Data Brief* 14 (2017) 298–301.
- [27] C.M. Mwangu, C. Mwangera, K.M. Shikuku, F.N. Nyakundi, J. Twyman, L.A. Winowiecki, P. Läderach, Survey data of intra-household decision making and smallholder agricultural production in Northern Uganda and Southern Tanzania, *Data Brief* 14 (2017) 302–306.
- [28] M. Mulugeta, H. Mirotaw, B. Tesfaye, Dataset on child nutritional status and its socioeconomic determinants in Nonno District, Ethiopia, *Data Brief* 14 (2017) 6–14.
- [29] M. Alhammami, C.-P. Ooi, W.-H. Tan, Violent actions against children, *Data Brief* 14 (2017) 480–484.
- [30] M. Charalambous, M. Konstantinos, M.A. Talias, Data on motivational factors of the medical and nursing staff of a Greek Public Regional General Hospital during the economic crisis, *Data Brief* 11 (2017) 371–381.
- [31] J.P. Benzecri, *Correspondence Analysis, Handbook*, Marcel Decker, New York, 1992.
- [32] P.M. Yelland, An introduction to correspondence analysis, *Math. J.* 12 (2010) 1–23.
- [33] H.I. Okagbue, S.O. Edeki, A.A. Opanuga, Correspondence analysis for the trend of human African trypanosomiasis, *Res. J. Appl. Sci., Eng. Technol.* 13 (6) (2016) 448–453.
- [34] H.I. Okagbue, M.O. Adamu, E.A. Owoloko, A.A. Opanuga, Correspondence analysis of the global epidemiology of cutaneous and Visceral Leishmaniasis, *Indian J. Nat. Sci.* 6 (31) (2015) 8634–8652.
- [35] L. Doey, J. Kurta, Correspondence analysis applied to psychological research, *Tutorials Quant. Method Psychol.* 7 (1) (2011) 5–14.