



Published in final edited form as:

Tetrahedron. 2018 June 21; 74(25): 3129–3136. doi:10.1016/j.tet.2017.12.040.

Selective formation of heteroaryl thioethers via a phosphonium ion coupling reaction

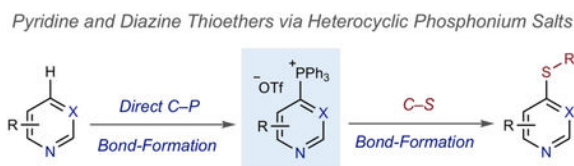
Ryan G. Anderson, Brianna M. Jett, and Andrew McNally*

Department of Chemistry, Colorado State University, Fort Collins, Colorado, CO 80523, USA.

Abstract

Heteroaryl thioethers, comprised of pyridines and diazines, are an important class of compounds with relevance to medicinal chemistry. Metal-catalyzed cross-couplings and S_NAr are traditionally used to form C–S bonds in these systems but are limited by available halogenated precursors. An alternative approach is presented where pyridines and diazines are transformed into heterocyclic phosphonium salts and then C–S bonds are formed by adding thiolate nucleophiles. The process is 4-selective for pyridines, simple to execute and can be used to make derivatives of complex pharmaceuticals.

Graphical Abstract



Keywords

Pyridines; Diazines; C-S Bonds; Heteroaryl thioethers; Phosphonium salts; Late-stage functionalization

1. Introduction

Adding heteroatom substituents to pyridines and diazines is a way to tune the steric and electronic properties of these heterocycles. Forming C–S bonds is an example of this strategy, and the resulting heteroaryl thioethers are commonly found in therapeutic compounds (Figure 1A).^{1a-e} Furthermore, the thioether moiety is a platform to synthesize higher oxidation state sulfoxide and sulfone derivatives.^{1f} Methods to form heteroaryl ethers usually rely on metal-catalyzed cross-couplings or S_NAr reactions of halogenated precursors.^{2,3} However, these strategies are often limited by the lack of selective methods to halogenate a broad range of pyridines and diazines. As a result, there are large numbers of

*Corresponding author. Andy.McNally@colostate.edu.

Supplementary Material

Supplementary data related to this article can be found at <https://doi.org/10.1016/j.tet.2017.12.040>.

potentially valuable heteroaryl thioethers that are inaccessible to medicinal chemists. Our laboratory recently disclosed a general approach to directly transform pyridines and diazines into phosphonium salts and subsequently react them with heteroatom nucleophiles to form C–O, C–S and C–N bonds.⁴ Herein, we present a detailed account of a two-step protocol to form heteroaryl thioethers (Figure 1B). The reaction has a broad scope, in both the thiol and heterocycle components, and generally forms the C–S bond with exclusive regioselectivity. Simple experimental protocols are employed and the strategy can be applied for late-stage functionalization of complex bioactive compounds.

2. Results and Discussion

We began our study with phosphonium salt **1a**, formed according to reported procedure by sequentially adding Tf₂O, PPh₃ and DBU to a solution of 2-phenylpyridine in dichloromethane at –78 °C,^{4a} and a range of distinct thiols as coupling partners. The procedure involves deprotonating the thiol at 0 °C with sodium hydride in THF followed by adding the phosphonium salt and stirring at room temperature until the reaction is complete. As shown in Table 1, a range of aliphatic thiols of varying steric and electronic dispositions can be used in the coupling protocol.

Primary benzylic and heterobenzylic thiols are effective with the corresponding thioethers formed in good yields (**2a** & **2b**). A secondary pyranthiol and *tert*-butyl thiol were also accommodated without difficulty demonstrating that the reaction is not overly sensitive to the steric demands of the thiolate nucleophile (**2c** & **2d**). 1,3-Thiopropanol reacted with complete chemoselectivity to form thioether **2e** in good yield; a similar example of chemoselectivity was observed in **2f** where the thiol reacted in preference to the carbamate group. Saturated amine heterocycles are common constituents of pharmaceutical compounds; a protected piperidine containing a primary thiol is an excellent substrate for this reaction (**2g**) and a pyrrolidine-thiol was also effective (**2h**). Finally, a cysteine amide derivative could be successfully coupled to the pyridine, albeit in lower yield. Two potential mechanisms are under consideration for C–S bond-formation. First path A, where the thiolate adds to the phosphonium group resulting in a thiophosphorane that undergoes ligand coupling to form the thioether (Fig. 2).⁵ Related C–O couplings have been postulated via analogous alkoxyphosphoranes intermediates.⁶ Second, an S_NAr pathway, with PPh₃ as a leaving group (Fig. 2, path B),⁷ is also possible, and mechanistic studies into this reaction are ongoing in our laboratory.

Next, the phosphonium salt formation-thiol addition sequence was examined with a range of pyridines and diazines (Table 2). In all but one case, the phosphonium salt is installed with exclusive regioselectivity with C–P bond-formation selective for the 4-position of pyridines. Examples **2j–2l** show that C–S bond-formation will outcompete S_NAr displacement of the 2-halo substituent with only minor amounts of double thiolate addition observed in each case.⁸ 2,2-Bipyridine is an effective substrate in this protocol forming thioether derivative **2m**, in moderate yield. Tetrahydroquinoline, containing a 2,3-disubstitution pattern, smoothly undergoes C–S bond formation (**2n**). A 3-phenyl substituent is no impediment to regioselective salt formation and thiol addition (**2o**). Furthermore, a 3,4,5-substituted pyridine can be formed with exclusive thiol addition at the 4-position of the pyridine in

excellent yield (**2p**). Diazines are also amenable; a thioether derivative of a pyrimidine was formed with only minor amounts of 2-isomer observed during phosphonium salt formation (**2q**). Similarly, quinoxaline can be thiolated via the two-step process, forming **2r** with complete regiocontrol.

To investigate the viability of this strategy as a method for late-stage functionalization, we selected three distinct bioactive molecules to test the C–S bond-forming protocol.⁹ Etoricoxib can effectively be converted into a thioether analogue without difficulty (**2s**). Loratadine, an allergy treatment, is also effective in this two-step protocol to form thioether **2t**. Benzyl protected cinchonidine, where the 4-position of the quinoline is blocked, undergoes C–S bond formation at the 2-position of the heteroaromatic forming **2u** in reasonable overall yield.

3. Conclusion

We have shown that heteroaryl ethers can be formed from pyridines and diazines by selectively generating phosphonium salts and subsequent reactions with thiolate nucleophiles. A range of thiols can be employed, including chemoselective reactions with other functional groups, amine heterocycles and amino acid derivatives. The heterocyclic component can be varied with a variety of substituted pyridines and diazines applicable. Complex bioactive molecules are also amenable to this strategy representing a means for late-stage thiolation of pharmaceuticals. Due to the broad applicability and simplicity of this approach, we anticipate that it should be particularly relevant to medicinal chemists.

4. Experimental Section

4.1. General Experimental Considerations

Unless stated, all starting materials are either known compounds or were obtained from commercial sources and used without purification. Reactions were carried out under an inert atmosphere of nitrogen unless stated. Reaction progress was monitored by TLC, ¹H NMR spectra taken from reaction samples or LCMS analysis. Tetrahydrofuran (THF), toluene, diethyl ether and dichloromethane were degassed and passed through a solvent purification system (alumina columns). 1,2-Dichloroethane (DCE), 1,4-dioxane, chloroform, chlorobenzene and acetone were purchased anhydrous from Sigma Aldrich chemical company. Flash chromatography was performed on Silicycle silica gel (Silafash P60 (230-400 mesh)) with the indicated solvent system.

¹H NMR spectra were recorded at ambient temperature on a Varian 400 MR spectrometer (400 MHz) or an Agilent Inova 400 (400 MHz) spectrometer. Chemical shifts (δ) are reported in ppm and quoted to the nearest 0.01 ppm relative to the residual protons in CDCl₃ (7.26 ppm), C₆D₆ (7.16 ppm), (CD₃)₂SO (2.50 ppm), CD₃OD (3.31 ppm) or CD₃CN (1.94 ppm) and coupling constants (J) are quoted in Hertz (Hz). Data are reported as follows: Chemical shift (number of protons, multiplicity, coupling constants). Coupling constants were quoted to the nearest 0.1 Hz and multiplicity reported according to the following convention: s = singlet, d = doublet, t = triplet, q = quartet, qn = quintet, sext = sextet, sp = septet, m = multiplet, br = broad. ¹³C NMR spectra were recorded at ambient temperature on

a Varian 400 MR spectrometer (100 MHz) or an Agilent Inova 400 (100 MHz) spectrometer. Chemical shift (δ) was measured in ppm and quoted to the nearest 0.1 ppm relative to the residual solvent peaks

4.2. Experimental Methods and Characterization Data

4.2.1. Formation of phosphonium salts—Phosphonium salts **1a**, **1j-1o**, **1q**, **1t**, and **1u** have been reported previously.^{4a,4b}

4.2.1.1. (3-cyano-5-(3-fluorophenyl)pyridine-4-yl)triphenylphosphonium

trifluoromethanesulfonate (1p): To a solution of 5-(3-fluorophenyl)nicotinonitrile (1.29 g, 6.51 mmol) in CH_2Cl_2 (65 mL) at -78°C was added Tf_2O (1.09 mL, 6.51 mmol) dropwise over 5 minutes. The reaction was stirred for 30 minutes before PPh_3 (1.88 g, 7.16 mmol) was added in one portion. The reaction was subjected to three rapid cycles of vacuum/nitrogen backfill and stirred for a further 30 minutes at -78°C . DBU (0.97 mL, 6.51 mmol) was added dropwise, the cooling bath was removed and the reaction was allowed to warm to room temperature while stirring (approximately 15 minutes). The reaction mixture was quenched with H_2O (65 mL) and the mixture transferred to a separatory funnel. The mixture was diluted with CH_2Cl_2 and the resulting organic layer was washed three times with H_2O . The organic layer was dried (MgSO_4), filtered and concentrated to approximately 10 mL. The concentrated solution was added to an excess of Et_2O (-20°C) and then placed in a -20°C refrigerator for around 1 hour. The resulting suspension was filtered on a frit, the solid washed with chilled Et_2O (-20°C) and dried *in vacuo* to provide the *title compound* **1p** (3.00 g, 4.93 mmol, 76% yield) as a white solid. mp $98-112^\circ\text{C}$; IR $\nu_{\text{max}}/\text{cm}^{-1}$ (film): 3065, 1585, 1439, 1260, 1150, 1099, 1029, 997, 719, 684, 636, 549; ^1H NMR (400 MHz, CDCl_3) δ : 9.10 (1H, dd, $J = 4.9, 1.2$ Hz), 8.83 (1H, dd, $J = 5.5, 1.1$ Hz), 7.92-7.44 (15H, m), 7.02-6.92 (1H, m), 6.84-6.73 (2H, m), 6.70 (1H, d, $J = 8.9$ Hz); ^{13}C NMR (100 MHz, CDCl_3) δ : 162.59 (d, $J = 247.8$ Hz), 152.82, 147.29, 140.07, 137.63 (d, $J = 7.9$ Hz), 135.63, 130.31 (d, $J = 8.4$ Hz), 128.72, 127.93, 125.41 (d, $J = 3.1$ Hz), 116.68 (d, $J = 22.5$ Hz), 115.98 (d, $J = 21.0$ Hz), 115.08; ^{19}F NMR (365 MHz, CDCl_3), -78.1 ; ^{31}P NMR (162 MHz, CDCl_3) 21.4; m/z HRMS (DART) found $[\text{M}-\text{OTf}]^+$ 459.1425, $\text{C}_{30}\text{H}_{21}\text{FN}_2\text{P}^+$ requires 459.1421.

4.2.1.2. Triphenyl(quinoxalin-2-yl)phosphonium trifluoromethanesulfonate (1r): To a solution of quinoxaline (52 mg, 0.40 mmol) in CH_2Cl_2 (4 mL) at -78°C was added Tf_2O (67 μL , 0.40 mmol) dropwise over 5 minutes. The reaction was stirred for 30 minutes before PPh_3 (113 mg, 0.44 mmol) and NaOAc (50 mg, 0.60 mmol) were added in one portion. The reaction was subjected to three rapid cycles of vacuum/nitrogen backfill and stirred for a further 30 minutes at -78°C before being heated at 40°C for 1 hour. DBU (60 μL , 0.40 mmol) was added dropwise at room temperature, and the reaction was stirred for a further hour at 40°C . The reaction mixture was quenched with H_2O (10 mL) and the mixture transferred to a separatory funnel. The mixture was diluted with CH_2Cl_2 and the resulting organic layer was washed three times with H_2O . The organic layer was dried (MgSO_4), filtered and concentrated to approximately 10 mL. The concentrated solution was added to an excess of Et_2O (-20°C) and then placed in a -20°C refrigerator for around 12 hours. The resulting suspension was filtered, dissolved in 10 mL CH_2Cl_2 and the precipitation process was repeated. The resulting solid was filtered on a frit and dried *in vacuo* to provide

the *title compound 1r* (138 mg, 0.26 mmol, 64% yield) as a white solid. mp 130-132 °C; IR $\nu_{\max}/\text{cm}^{-1}$ (film): 3063, 2360, 1484, 1438, 1262, 1109, 1030, 634; ^1H NMR (400 MHz, CDCl_3) δ : 8.99 (1H, s, H_1), 8.27-8.22 (2H, m, H_3 and H_4), 8.09-8.01 (2H, m, H_2 and H_5), 7.93-7.90 (3H, m, H_8), 7.79-7.72 (12H, m, H_6 and H_7); ^{13}C NMR (100 MHz, CDCl_3) δ : 145.86 (d, $J = 25.4$ Hz), 143.38 (d, $J = 2.8$ Hz), 142.70 (d, $J = 17.3$ Hz), 140.83 (d, $J = 111.6$ Hz), 136.16 (d, $J = 3.1$ Hz), 134.98, 134.66 (d, $J = 10.5$ Hz), 133.08, 130.86 (d, $J = 13.0$ Hz), 130.19 (d, $J = 2.0$ Hz), 129.85 (d, $J = 2.3$ Hz), 120.76 (q, $J = 319.5$ Hz), 116.03 (d, $J = 88.1$ Hz); ^{19}F NMR (365 MHz, CDCl_3) δ : -78.17; ^{31}P NMR (162 MHz, CDCl_3) δ : 13.54; m/z HRMS (DART) found $[\text{M-OTf}]^+$ 391.1355, $\text{C}_{26}\text{H}_{20}\text{N}_2\text{P}^+$ requires 391.1359.

4.2.1.3. (5-chloro-6'-methyl-3-(4-(methylsulfonyl)phenyl)-[2,3'-bipyridin]-4'-

yl)triphenylphosphonium trifluoromethanesulfonate (1s): To a solution of 5-chloro-6'-methyl-3-(4-(methylsulfonyl)phenyl)-2,3'-bipyridine (384 mg, 1.07 mmol) in CH_2Cl_2 (11 mL) at -78 °C was added Tf_2O (180 μL , 1.07 mmol) dropwise over 5 minutes. The reaction was stirred for 30 minutes before PPh_3 (309 mg, 1.18 mmol) and NaOAc (88 mg, 1.07 mmol) were added in one portion. The reaction was subjected to three rapid cycles of vacuum/nitrogen backfill and stirred for a further 30 minutes at -78 °C. DBU (160 μL , 1.07 mmol) was added dropwise, the cooling bath was removed and the reaction was allowed to warm to room temperature while stirring (approximately 15 minutes). The reaction mixture was quenched with H_2O (30 mL) and the mixture transferred to a separatory funnel. The mixture was diluted with CH_2Cl_2 and the resulting organic layer was washed three times with H_2O . The organic layer was dried (MgSO_4), filtered and concentrated to approximately 10 mL. The concentrated solution was added to an excess of Et_2O (-20 °C) and then placed in a -20 °C refrigerator 1 hour. The resulting solid was filtered on a frit and dried *in vacuo* to provide the *title compound 1s* (603 mg, 0.78 mmol, 73% yield) as a white solid. mp 157-163 °C; IR $\nu_{\max}/\text{cm}^{-1}$ (film): 3062, 1709, 1577, 1542, 1485, 1436, 1311, 1261, 1223, 1150, 1101, 1030, 921, 888, 715, 690, 636; ^1H NMR (400 MHz, CDCl_3) δ : 8.28 (1H, d, $J = 7.1$ Hz, H_1), 8.10 (2H, d, $J = 8.2$ Hz, H_6), 7.86-7.62 (16H, m, H_4 , H_7 , H_8 , and H_9), 7.51-7.45 (3H, m, H_3 and H_5), 7.20 (1H, d, $J = 16.5$ Hz, H_2), 3.14 (3H, s, H_{10}), 2.54 (3H, s, H_{11}); ^{13}C NMR (100 MHz, CDCl_3) δ : 160.84 (d, $J = 11.2$ Hz), 152.42 (d, $J = 7.3$ Hz), 147.53 (d, $J = 2.2$ Hz), 146.09, 141.53, 141.02, 138.92, 135.62, 134.84 (d, $J = 2.9$ Hz), 134.17 (d, $J = 10.0$ Hz), 133.29 (d, $J = 3.6$ Hz), 132.10, 130.76 (d, $J = 10.2$ Hz), 130.03 (d, $J = 13.1$ Hz), 129.86, 128.55, 128.19 (d, $J = 86.2$ Hz), 120.77 (q, $J = 321.1$ Hz), 119.34 (d, $J = 91.8$ Hz), 43.96, 24.55; ^{19}F NMR (365 MHz, CDCl_3) δ : -78.14; ^{31}P NMR (162 MHz, CDCl_3) δ : 25.54; m/z LRMS (ESI + APCI) found $[\text{M-OTf}]^+$ 619.2, $\text{C}_{36}\text{H}_{29}\text{N}_2\text{O}_2\text{PS}^+$ requires 619.1.

4.2.2. General procedure for the thiol addition reaction to form heteroaryl

thioethers 2a-2u.—An oven dried 8 mL vial with a septa cap was charged with sodium hydride (60% dispersion in mineral oil, 1.1 equiv) and placed under a nitrogen atmosphere. THF (0.25 M) was added, the suspension was cooled to 0 °C and the thiol (1.1 equiv) was added dropwise over 5 minutes (if the thiol was a solid or viscous liquid, it was added as a 0.5 M solution in THF to an equivalent volume 0.5 M solution of NaH in THF). The resulting thick slurry was stirred for 30 minutes at 0 °C before the septa cap was briefly removed and the phosphonium salt (1.0 equiv) was added in one portion. The reaction was subjected to three rapid cycles of vacuum/nitrogen backfill, the ice bath removed and the

reaction stirred for 3 hours while warming to room temperature. The reaction was quenched with H₂O, the aqueous layer was separated and extracted with CH₂Cl₂ (3x). The combined organic extracts were washed with a saturated aqueous solution of brine, dried (MgSO₄), filtered and concentrated *in vacuo*. The residue was purified by flash column chromatography under the stated conditions to provide the heteroaryl thioether product.

4.2.2.1. 4-(benzylthio)-2-phenylpyridine (2a): Prepared according to general procedure using sodium hydride (60% dispersion in mineral oil, 22 mg, 0.55 mmol), benzyl thiol (65 μ L, 0.55 mmol), triphenyl(2-phenylpyridin-4-yl)phosphonium trifluoromethanesulfonate (**1a**, 283 mg, 0.50 mmol) and THF (2.0 mL). Flash column chromatography (silica gel: 15% EtOAc in hexanes to 10% EtOAc in hexanes) afforded the *title compound (2a)* as a white powder (128 mg, 0.46 mmol, 92% yield). mp 48-52 °C; IR $\nu_{\max}/\text{cm}^{-1}$ (film): 3060, 3040, 3027, 2922, 1560, 1533, 1495, 1455, 1377, 770, 709; ¹H NMR (400 MHz, CDCl₃) δ : 8.47 (1H, d, *J* = 5.3 Hz), 7.90 (2H, d, *J* = 7.7 Hz), 7.54 (1H, m), 7.49-7.27 (8H, m), 7.08 (1H, dd, *J* = 5.2, 1.7 Hz), 4.27 (2H, s); ¹³C NMR (100 MHz, CDCl₃) δ : 157.27, 149.50, 149.16, 139.07, 135.73, 129.11, 128.82, 128.72, 128.71 (2C), 126.96, 119.25, 117.90, 35.92; *m/z* HRMS (DART) found [M+H]⁺ 278.1001, C₁₈H₁₆NS⁺ requires 278.0998.

4.2.2.2. 2-phenyl-4-((pyridine-3-ylmethyl)thio)pyridine (2b): Prepared according to general procedure using sodium hydride (60% dispersion in mineral oil, 22 mg, 0.55 mmol), pyridine-3-ylmethane thiol (62 μ L, 0.55 mmol), triphenyl(2-phenylpyridin-4-yl)phosphonium trifluoromethanesulfonate (**1a**, 283 mg, 0.50 mmol) and THF (2.0 mL). Flash column chromatography (silica gel: 50% EtOAc in hexanes) afforded the *title compound (2b)* as a yellow oil (104 mg, 0.38 mmol, 75% yield). IR $\nu_{\max}/\text{cm}^{-1}$ (film): 3049, 2918, 1569, 1534, 1466, 1435, 1381, 772, 730, 693; ¹H NMR (400 MHz, CDCl₃) δ : 8.59 (1H, d, *J* = 4.7 Hz), 8.45 (1H, d, *J* = 5.4 Hz), 7.95-7.89 (2H, m), 7.70-7.63 (2H, m), 7.51-7.37 (4H, m), 7.20 (1H, dd, *J* = 7.2, 4.9 Hz), 7.13 (1H, dd, *J* = 5.3, 0.7 Hz), 4.41 (2H, s); ¹³C NMR (100 MHz, CDCl₃) δ : 157.20, 156.64, 149.40, 149.09, 148.93, 138.98, 137.00, 129.10, 128.70, 126.93, 122.86, 122.48, 119.26, 117.84, 37.48; *m/z* HRMS (DART) found [M+H]⁺ 279.0948, C₁₇H₁₅N₂S⁺ requires 279.0950.

4.2.2.3. 2-phenyl-4-((tetrahydro-2H-pyran-4-yl)thio)pyridine (2c): Prepared according to general procedure using sodium hydride (60% dispersion in mineral oil, 22 mg, 0.55 mmol), tetrahydro-2H-pyran-4-thiol (63 μ L, 0.55 mmol), triphenyl(2-phenylpyridin-4-yl)phosphonium trifluoromethanesulfonate (**1a**, 283 mg, 0.50 mmol) and THF (2.0 mL). Flash column chromatography (silica gel, gradient elution: 40% EtOAc in hexanes) afforded the *title compound (2c)* as a white solid (92 mg, 0.37 mmol, 74% yield). mp 62-64 °C; IR $\nu_{\max}/\text{cm}^{-1}$ (film): 3071, 2956, 2914, 2863, 2839, 1565, 1533, 1461, 1440, 1379, 1126, 1083, 1007, 981, 818, 772, 698; ¹H NMR (400 MHz, CDCl₃) δ : 8.50 (1H, d, *J* = 5.3 Hz), 7.97-7.91 (2H, m), 7.57 (1H, d, *J* = 1.3 Hz), 7.50-7.38 (3H, m), 7.09 (1H, dd, *J* = 5.3, 1.7 Hz), 4.00 (2H, dt, *J* = 11.9, 3.9 Hz), 3.66-3.49 (3H, m), 2.09-1.99 (2H, m), 1.83-1.70 (2H, m); ¹³C NMR (100 MHz, CDCl₃) δ : 157.57, 149.39, 147.62, 138.98, 129.19, 128.76, 120.65, 119.50, 67.03, 40.54, 32.69; *m/z* HRMS (DART) found [M+H]⁺ 272.1101, C₁₇H₁₅N₂S⁺ requires 272.1104.

4.2.2.4. 4-(tert-butylthio)-2-phenylpyridine (2d): Prepared according to general procedure using sodium hydride (60% dispersion in mineral oil, 22 mg, 0.55 mmol), *tert*-butyl thiol (62 μ L, 0.55 mmol), triphenyl(2-phenylpyridin-4-yl)phosphonium trifluoromethanesulfonate (**1a**, 283 mg, 0.50 mmol) and THF (2.0 mL). Flash column chromatography (silica gel: 5% EtOAc in hexanes) afforded the *title compound* (**2d**) as a white crystalline solid (109 mg, 0.45 mmol, 90% yield). mp 56-62 °C; IR $\nu_{\max}/\text{cm}^{-1}$ (film): 3042, 2976, 2967, 2955, 2921, 2856, 1568, 1533, 1463, 1443, 1375, 1364, 1161, 847, 775, 686, 618; ^1H NMR (400 MHz, CDCl_3) δ : 8.61 (1H, d, $J = 5.1$ Hz), 7.99 (2H, d, $J = 7.6$ Hz), 7.83 (1H, m), 7.52-7.40 (3H, m), 7.35 (1H, d, $J = 5.0, 1.7$ Hz), 1.41 (9H, s); ^{13}C NMR (100 MHz, CDCl_3) δ : 157.55, 149.35, 144.77, 138.91, 129.17, 128.78, 128.20, 126.97, 126.90, 47.08, 31.24; m/z HRMS (DART) found $[\text{M}+\text{H}]^+$ 244.1169, $\text{C}_{15}\text{H}_{18}\text{NS}^+$ requires 244.1154.

4.2.2.5. 3-((2-phenylpyridin-4-yl)thio)propan-1-ol (2e): Prepared according to general procedure using sodium hydride (60% dispersion in mineral oil, 22 mg, 0.55 mmol), 3-mercaptopropan-1-ol (48 μ L, 0.55 mmol), triphenyl(2-phenylpyridin-4-yl)phosphonium trifluoromethanesulfonate (**1a**, 283 mg, 0.50 mmol) and THF (2.0 mL). Flash column chromatography (silica gel, dry load: 50% EtOAc in hexanes) afforded the *title compound* (**2e**) as a yellow oil (111 mg, 0.45 mmol, 91% yield). IR $\nu_{\max}/\text{cm}^{-1}$ (film): 3285 (br), 2923, 2850, 1571, 1533, 1465, 1444, 1382, 1056, 907, 773, 730, 694; ^1H NMR (400 MHz, CDCl_3) δ : 8.48 (1H, d, $J = 5.3$ Hz), 7.95 (2H, d, $J = \text{Hz}$), 7.57 (1H, m), 7.50-7.38 (3H, m), 7.09 (1H, dd, $J = 5.2, 1.3$ Hz), 3.83 (2H, t, $J = 6.1$ Hz), 3.18 (2H, t, $J = 7.1$ Hz), 2.00 (2H, app t, $J = 6.5$ Hz); ^{13}C NMR (100 MHz, CDCl_3) δ : 157.26, 149.97, 139.03, 129.15, 128.73, 127.02, 119.02, 117.82, 60.74, 31.28, 27.21; m/z HRMS (DART) found $[\text{M}+\text{H}]^+$ 246.0961, $\text{C}_{14}\text{H}_{16}\text{NOS}^+$ requires 246.0947.

4.2.2.6. tert-butyl (2-((2-phenylpyridin-4-yl)thio)ethyl)carbamate (2f): Prepared according to general procedure using sodium hydride (60% dispersion in mineral oil, 22 mg, 0.55 mmol), *tert*-butyl (2-mercaptoethyl)carbamate (93 μ L, 0.75 mmol), triphenyl(2-phenylpyridin-4-yl)phosphonium trifluoromethanesulfonate (**1a**, 283 mg, 0.50 mmol) and THF (2.0 mL). Flash column chromatography (silica gel: 30% EtOAc in hexanes) afforded the *title compound* (**2f**) as an off-white amorphous solid (102 mg, 0.31 mmol, 62% yield). IR $\nu_{\max}/\text{cm}^{-1}$ (film): 3343, 2976, 2930, 1699, 1571, 1534, 1506, 1365, 1251, 1164, 908, 773, 730, 694; ^1H NMR (400 MHz, CDCl_3) δ : 8.47 (1H, d, $J = 5.3$ Hz), 7.98 (2H, d, $J = 7.5$ Hz), 7.64 (1H, m), 7.48-7.34 (3H, m), 7.10 (1H, dd, $J = 5.3, \text{Hz}$), 3.43 (2H, q, $J = 6.6$ Hz), 3.17 (2H, t, $J = 6.8$ Hz), 2.15 (1H, s), 1.43 (9H, s); ^{13}C NMR (100 MHz, CDCl_3) δ : 157.41, 149.22, 148.73, 138.96, 129.13, 128.67, 127.06, 119.13, 117.69, 79.72, 53.42, 39.69, 30.59, 28.34; m/z HRMS (DART) found $[\text{M}+\text{H}]^+$ 331.1488, $\text{C}_{18}\text{H}_{23}\text{N}_2\text{O}_2\text{S}^+$ requires 331.1475.

4.2.2.7. tert-butyl (S)-3-(((2-phenylpyridin-4-yl)thio)methyl)piperidine-1-carboxylate (2g): Prepared according to general procedure using sodium hydride (60% dispersion in mineral oil, 22 mg, 0.55 mmol), *tert*-butyl (S)-3-(mercaptomethyl)piperidine-1-carboxylate (127 mg, 0.55 mmol in 1 mL of THF), triphenyl(2-phenylpyridin-4-yl)phosphonium trifluoromethanesulfonate (**1a**, 283 mg, 0.50 mmol) and THF (1.0 mL). Flash column chromatography (silica gel: 30% EtOAc in hexanes) afforded the *title compound* (**2g**) as a yellow oil (167 mg, 0.44 mmol, 87% yield). IR $\nu_{\max}/\text{cm}^{-1}$ (film): 2975, 2929, 2854, 1681,

1571, 1535, 1424, 1365, 1261, 1241, 1163, 907, 772, 728, 694; ^1H NMR (400 MHz, CDCl_3) δ : 8.49 (1H, 1H, dd, $J = 5.3, 0.5$ Hz), 7.97-7.92 (2H, m), 7.53 (1H, dd, $J = 1.8, 0.6$ Hz), 7.50-7.39 (3H, m), 7.05 (1H, dd, $J = 5.3, 1.8$ Hz), 4.22-3.73 (2H, m), 3.06-2.64 (4H, m), 2.06-1.94 (1H, m), 1.91-1.79 (1H, m), 1.75-1.63 (1H, m), 1.53-1.40 (10H, m), 1.39-1.27 (1H, m); ^{13}C NMR (100 MHz, CDCl_3) δ : 157.29, 154.74, 149.62, 149.19, 139.07, 129.12, 128.71, 126.96, 119.08, 117.87, 79.56, 48.92 (br), 44.30 (br), 35.18, 34.18 (br), 28.40, 24.24 (br); m/z HRMS (DART) found $[\text{M}+\text{H}]^+$ 385.1913, $\text{C}_{22}\text{H}_{29}\text{N}_2\text{O}_2\text{S}^+$ requires 385.1944.

4.2.2.8. tert-butyl (R)-3-((2-phenylpyridin-4-yl)thio)pyrrolidine-1-carboxylate

(2h): Prepared according to general procedure using sodium hydride (60% dispersion in mineral oil, 22 mg, 0.55 mmol), *tert*-butyl (*R*)-3-mercaptopyrrolidine-1-carboxylate (112 mg, 0.5 mmol, in 1.0 mL of THF), triphenyl(2-phenylpyridin-4-yl)phosphonium trifluoromethanesulfonate (**1a**, 283 mg, 0.50 mmol) and THF (1.0 mL). Flash column chromatography (silica gel: 30% EtOAc in hexanes) afforded the *title compound* (**2h**) as a clear oil (160 mg, 0.45 mmol, 90% yield). IR $\nu_{\text{max}}/\text{cm}^{-1}$ (film): 2976, 2877, 2246, 1685, 1570, 1535, 1400, 1365, 1163, 1115, 908, 772, 728, 694; ^1H NMR (400 MHz, CDCl_3) δ : 8.50 (1H, br s), 7.93 (2H, d, $J = 7.3$ Hz), 7.53 (1H, s), 7.50-7.36 (3H, m), 7.06 (1H, d, $J = 5.1$ Hz), 4.04-3.76 (2H, m), 3.68-3.25 (3H, m), 2.43-2.28 (1H, m), 2.07-1.91 (1H, m), 1.45 (9H, s); ^{13}C NMR (100 MHz, CDCl_3) δ : 157.67, 154.30, 149.52, 148.39, 139.01, 129.32, 128.85, 127.07, 119.98, 118.76, 79.87, 51.88, 51.62_(rot), 47.75, 44.53_(rot), 42.42, 41.71_(rot), 32.06, 31.41_(rot), 28.56; m/z HRMS (DART) found $[\text{M}+\text{H}]^+$ 357.1670, $\text{C}_{20}\text{H}_{35}\text{N}_2\text{O}_2\text{S}^+$ requires 357.1631.

4.2.2.9. tert-butyl (R)-(1-morpholino-1-oxo-3-((2-phenylpyridin-4-yl)thio)propan-2-yl)carbamate (2i):

Prepared according to general procedure using sodium hydride (60% dispersion in mineral oil, 11 mg, 0.28 mmol), *tert*-butyl (*R*)-(3-mercapto-1-morpholino-1-oxopropan-2-yl)carbamate (80 mg, 0.28 mmol, in 1.0 mL of THF), triphenyl(2-phenylpyridin-4-yl)phosphonium trifluoromethanesulfonate (**1a**, 142 mg, 0.25 mmol) and THF (1.0 mL). Flash column chromatography (silica gel: 50% EtOAc in hexanes) afforded the *title compound* (**2i**) as a clear oil (21 mg, 0.05 mmol, 19% yield). IR $\nu_{\text{max}}/\text{cm}^{-1}$ (film): 3062, 2984, 2903, 1784, 1677, 1523, 1161, 1138, 1079, 984, 847, 776, 687; ^1H NMR (400 MHz, CDCl_3) δ : 8.50 (1H, d, $J = 5.1$ Hz), 8.08 (2H, d, $J = 7.4$ Hz), 7.76 (1H, m), 7.56-7.37 (3H, m), 7.15 (1H, d, $J = 5.1$ Hz), 4.90 (1H, m), 3.81-3.16 (10H, m), 1.43 (9H, s); ^{13}C NMR (100 MHz, CDCl_3) δ : 169.01, 157.89, 155.04, 149.55, 148.40, 138.91, 129.45, 128.87, 127.28, 119.22, 117.11, 80.71, 66.70, 48.66, 46.69, 33.26, 28.46; m/z HRMS (DART) found $[\text{M}+\text{H}]^+$ 444.1944, $\text{C}_{23}\text{H}_{30}\text{N}_3\text{O}_4\text{S}^+$ requires 444.1952.

4.2.2.10. 4-(benzylthio)-2-chloropyridine (2j):

Prepared according to general procedure using sodium hydride (60% dispersion in mineral oil, 22 mg, 0.55 mmol), benzyl thiol (68 μL , 0.58 mmol), (2-chloropyridin-4-yl)triphenylphosphonium trifluoromethane sulfonate (**1j**, 262 mg, 0.50 mmol) and THF (2.0 mL). Flash column chromatography (silica gel: 5% EtOAc in hexanes) afforded the *title compound* (**2j**) as a white solid (106 mg, 0.45 mmol, 90% yield). mp 58-62 $^\circ\text{C}$; IR $\nu_{\text{max}}/\text{cm}^{-1}$ (film): 3068, 3028, 3007, 2920, 1568, 1522, 1456, 1370, 1150, 1078, 821, 794, 777, 713, 685; ^1H NMR (400 MHz, CDCl_3) δ : 8.15 (1H, d, $J = 5.3$ Hz), 7.42-7.27 (4H, m), 7.15 (1H, d, $J = 1.5$ Hz), 7.02 (1H, dd, $J = 5.4, 1.7$ Hz), 4.21

(2H, s); ^{13}C NMR (100 MHz, CDCl_3) δ : 152.33, 151.65, 148.79, 134.85, 128.90, 128.70, 127.92, 120.24, 119.43, 35.78; m/z HRMS (DART) found $[\text{M}+\text{H}]^+$ 236.0307, $\text{C}_{12}\text{H}_{11}\text{ClNS}^+$ requires 236.0295.

4.2.2.11. 4-(benzylthio)-2-bromopyridine (2k): Prepared according to general procedure using sodium hydride (60% dispersion in mineral oil, 22 mg, 0.55 mmol), benzyl thiol (68 μL , 0.58 mmol), (2-bromopyridin-4-yl)triphenylphosphonium trifluoromethane sulfonate (**1k**, 284 mg, 0.50 mmol) and THF (2.0 mL). Flash column chromatography (silica gel, dry load: 5% EtOAc in hexanes) afforded the *title compound* (**2k**) as a white solid (114 mg, 0.41 mmol, 81% yield). mp 59-63 $^\circ\text{C}$; IR $\nu_{\text{max}}/\text{cm}^{-1}$ (film): 3063, 2918, 1560, 1515, 1453, 1365, 1245, 1069, 981, 821, 765, 712, 678; ^1H NMR (400 MHz, CDCl_3) δ : 8.12 (1H, dd, $J = 5.4$, 0.5 Hz), 7.41-7.27 (5H, m), 7.05 (1H, dd, $J = 5.4$, 1.7 Hz), 4.21 (2H, s); ^{13}C NMR (100 MHz, CDCl_3) δ : 152.12, 149.15, 142.29, 134.81, 128.90, 128.72, 127.93, 123.90, 119.79, 35.78; m/z HRMS (DART) found $[\text{M}+\text{H}]^+$ 278.9718, $\text{C}_{12}\text{H}_{11}\text{BrNS}^+$ requires 279.9790.

4.2.2.12. 4-(benzylthio)-2-fluoropyridine (2l): Prepared according to general procedure using sodium hydride (60% dispersion in mineral oil, 22 mg, 0.55 mmol), benzyl thiol (65 μL , 0.55 mmol), (2-fluoropyridin-4-yl)triphenylphosphonium trifluoromethane sulfonate (**1l**, 284 mg, 0.50 mmol) and THF (2.0 mL). Flash column chromatography (silica gel: 5% EtOAc in hexanes) afforded the *title compound* (**2l**) as a white amorphous solid (62 mg, 0.28 mmol, 57% yield). IR $\nu_{\text{max}}/\text{cm}^{-1}$ (film): 3063, 3027, 2918, 1560, 1515, 1453, 1365, 1244, 1069, 821, 765, 712, 677; ^1H NMR (400 MHz, CDCl_3) δ : 7.99 (1H, d, $J = 5.4$ Hz), 7.42-7.27 (5H, m), 7.05 (1H, dt, $J = 5.5$, 1.7 Hz), 4.23 (2H, s); ^{13}C NMR (100 MHz, CDCl_3) δ : 163.98 (d, $J = 237.49$ Hz), 154.65, (d, $J = 8.6$ Hz), 146.97, (d, $J = 16.2$ Hz), 135.01, 128.99, 128.77, 127.99, 118.63, (d, $J = 3.7$ Hz), 105.61 (d, $J = 40.4$ Hz), 35.910; ^{19}F NMR (365 MHz, CDCl_3), -68.26; m/z HRMS (DART) found $[\text{M}+\text{H}]^+$ 220.0591, $\text{C}_{12}\text{H}_{11}\text{FNS}^+$ requires 220.0591.

4.2.2.13. 4-(benzylthio)-2,2'-bipyridine (2m): Prepared according to general procedure using sodium hydride (60% dispersion in mineral oil, 22 mg, 0.55 mmol), benzyl thiol (65 μL , 0.55 mmol), [2,2'-bipyridin]-4-yltriphenylphosphonium trifluoromethanesulfonate (**1m**, 283 mg, 0.50 mmol) and THF (2.0 mL). Flash column chromatography (silica gel, dry load: 10% EtOAc in hexanes) afforded the *title compound* (**2m**) as a white solid (85 mg, 0.31 mmol, 61% yield). mp 99-103 $^\circ\text{C}$; IR $\nu_{\text{max}}/\text{cm}^{-1}$ (film): 3064, 2918, 1574, 1561, 1534, 1446, 1378, 987, 789, 716, 705, 697; ^1H NMR (400 MHz, CDCl_3) δ : 8.68 (1H, d, $J = 5.3$ Hz), 8.45 (1H, d, $J = 5.3$ Hz), 8.39-8.34 (2H, m), 7.81 (1H, tdd, $J = 7.7$, 1.6, 1.2 Hz), 7.44 (2H, d, $J = 7.6$ Hz), 7.37-7.27 (4H, m), 7.13 (1H, dd, $J = 5.2$, 1.7 Hz), 4.32 (2H, s); ^{13}C NMR (100 MHz, CDCl_3) δ : 155.77, 155.71, 150.13, 149.11, 148.64, 136.90, 135.65, 128.89, 128.74, 127.63, 123.86, 121.26, 120.63, 117.92, 35.77; m/z HRMS (DART) found $[\text{M}+\text{H}]^+$ 279.0958, $\text{C}_{15}\text{H}_{17}\text{N}_2\text{S}^+$ requires 279.0950.

4.2.2.14. 4-(benzylthio)-5,6,7,8-tetrahydroquinoline (2n): Prepared according to general procedure using sodium hydride (60% dispersion in mineral oil, 22 mg, 0.55 mmol), benzyl thiol (65 μL , 0.55 mmol), triphenyl(5,6,7,8-tetrahydroquinolin-4-yl)phosphonium trifluoromethanesulfonate (**1n**, 272 mg, 0.50 mmol) and THF (2.0 mL). Flash column

chromatography (alumina: 10% EtOAc in hexanes) afforded the *title compound (2n)* as a white solid (96 mg, 0.38 mmol, 75% yield). mp 126-132 °C; IR $\nu_{\max}/\text{cm}^{-1}$ (film): 3028, 2934, 2861, 1560, 1435, 711; $^1\text{H NMR}$ (400 MHz, CDCl_3) δ : 8.19 (1H, d, $J = 5.3$ Hz), 7.44-7.23 (5H, m), 6.92 (1H, d, $J = 5.3$ Hz), 4.17 (2H, s), 2.89 (2H, t, $J = 6.0$ Hz), 2.61 (2H, t, $J = 6.0$ Hz), 1.90-1.77 (4H, m); $^{13}\text{C NMR}$ (100 MHz, CDCl_3) δ : 156.26, 148.38, 146.08, 135.58, 128.84, 128.80, 128.75, 127.63, 116.18, 35.57, 32.91, 25.92, 22.68, 22.54; m/z HRMS (DART) found $[\text{M}+\text{H}]^+$ 256.1161, $\text{C}_{16}\text{H}_{18}\text{NS}^+$ requires 256.1154.

4.2.2.15. 4-(benzylthio)-3-phenylpyridine (2o): Prepared according to general procedure using sodium hydride (60% dispersion in mineral oil, 22 mg, 0.55 mmol), benzyl thiol (65 μL , 0.55 mmol), triphenyl(3-phenylpyridin-4-yl)phosphonium trifluoromethanesulfonate (**1o**, 283 mg, 0.50 mmol) and THF (2.0 mL). Flash column chromatography (alumina: 15% EtOAc in hexanes) afforded the *title compound (2o)* as a white powder (120 mg, 0.44 mmol, 87% yield). mp 93-97 °C; IR $\nu_{\max}/\text{cm}^{-1}$ (film): 3024, 2920, 2645, 1563, 1453, 1390, 764, 699; $^1\text{H NMR}$ (400 MHz, CDCl_3) δ : 8.38 (1H, d, $J = 5.4$ Hz), 8.29 (1H, s), 7.49-7.19 (11H, m), 4.10 (2H, s); $^{13}\text{C NMR}$ (100 MHz, CDCl_3) δ : 149.18, 148.29, 147.78, 136.63, 135.42, 135.23, 129.32, 128.85, 128.73, 128.47, 128.29, 127.67, 119.11, 36.21; m/z HRMS (DART) found $[\text{M}+\text{H}]^+$ 278.1000, $\text{C}_{18}\text{H}_{16}\text{NS}^+$ requires 278.0998.

4.2.2.16. 4-(benzylthio)-5-(3-fluorophenyl)nicotinonitrile (2p): Prepared according to general procedure using sodium hydride (60% dispersion in mineral oil, 22 mg, 0.55 mmol), benzyl thiol (65 μL , 0.55 mmol), (**1p**, 3-cyano-5-(3-fluorophenyl)pyridin-4-yl)triphenylphosphonium trifluoromethanesulfonate (304 mg, 0.50 mmol) and THF (2.0 mL). Flash column chromatography (silica gel: 15% EtOAc in hexanes) afforded the *title compound (2p)* as a yellow oil (149 mg, 0.47 mmol, 93% yield). IR $\nu_{\max}/\text{cm}^{-1}$ (film): 3063, 3030, 2230, 1613, 1584, 1545, 1398, 1204, 908, 733, 696; $^1\text{H NMR}$ (400 MHz, CDCl_3) δ : 8.76 (1H, s), 8.53, (1H, s), 7.47-7.39 (1H, m), 7.24-7.12 (4H, m), 7.06-6.67 (3H, m), 6.92 (1H, d, $J = 9.3$ Hz), 4.10 (2H, s); $^{13}\text{C NMR}$ (100 MHz, CDCl_3) δ : 162.45 (d, $J = 246.5$ Hz), 152.81, 147.28, 140.05, 137.62 (d, $J = 7.9$ Hz), 135.62, 130.30 (d, $J = 8.3$ Hz), 128.94, 128.71, 127.92, 125.40 (d, $J = 3.0$ Hz), 116.67 (d, $J = 22.4$ Hz), 115.96 (d, $J = 20.9$ Hz), 115.06, 39.47; m/z HRMS (DART) found $[\text{M}+\text{H}]^+$ 321.0870, $\text{C}_{19}\text{H}_{14}\text{FN}_2\text{S}^+$ requires 321.0856.

4.2.2.17. 4-(benzylthio)-5-(4-methoxyphenyl)pyrimidine (2q): Prepared according to general procedure using sodium hydride (60% dispersion in mineral oil, 22 mg, 0.55 mmol), benzyl thiol (65 μL , 0.55 mmol), (5-(4-methoxyphenyl)pyrimidin-4-yl)triphenylphosphonium trifluoromethanesulfonate (**1q**, 298 mg, 0.50 mmol) and THF (2.0 mL). Flash column chromatography (silica gel: 20% EtOAc in hexanes) afforded the *title compound (2q)* as a yellow oil (136 mg, 0.44 mmol, 88% yield). IR $\nu_{\max}/\text{cm}^{-1}$ (film): 3028, 2932, 2835, 1610, 1558, 1522, 1381, 1248, 1118, 1033, 831, 765, 700; $^1\text{H NMR}$ (400 MHz, CDCl_3) δ : 8.91 (1H, s), 8.24 (1H, s), 7.38-7.30 (4H, m), 7.29-7.18 (3H, m), 6.97-6.92 (2H, m), 4.41 (2H, s), 3.82 (3H, s); $^{13}\text{C NMR}$ (100 MHz, CDCl_3) δ : 167.97, 160.10, 156.26, 153.64, 137.00, 132.82, 130.25, 129.25, 128.53, 127.31, 126.54, 114.23, 55.29, 34.30; m/z HRMS (DART) found $[\text{M}+\text{H}]^+$ 309.1036, $\text{C}_{18}\text{H}_{17}\text{N}_2\text{OS}^+$ requires 309.1056.

4.2.2.18. 2-(benzylthio)quinoxaline (2r): Prepared according to general procedure using sodium hydride (60% dispersion in mineral oil, 22 mg, 0.55 mmol), benzyl thiol (65 μ L, 0.55 mmol), triphenyl(quinoxalin-2-yl)phosphonium trifluoromethanesulfonate (**1r**, 270 mg, 0.50 mmol) and THF (2.0 mL). Flash column chromatography (silica gel: 5% EtOAc in hexanes) afforded the *title compound* (**2r**) as an amorphous tan solid (115 mg, 0.46 mmol, 91% yield). IR $\nu_{\max}/\text{cm}^{-1}$ (film): 3060, 3028, 1539, 1494, 1247, 1150, 1082, 961, 757, 697; ^1H NMR (400 MHz, CDCl_3) δ : 8.56 (1H, s), 8.01-7.92 (2H, m), 7.69 (1H, t, $J = 7.4$ Hz), 7.61 (1H, t, $J = 7.3$ Hz), 7.46 (2H, d, $J = 7.4$ Hz), 7.33-7.18 (3H, m), 4.57 (2H, s); ^{13}C NMR (100 MHz, CDCl_3) δ : 155.62, 144.53, 142.63, 139.98, 137.33, 130.19, 129.25, 129.18, 128.57, 128.09, 127.80, 127.39, 33.68; m/z HRMS (DART) found $[\text{M}+\text{H}]^+$ 253.0804, $\text{C}_{15}\text{H}_{13}\text{N}_2\text{S}^+$ requires 253.0794.

4.2.2.19. 4'-(benzylthio)-5-chloro-6'-methyl-3-(4-(methylsulfonyl)phenyl)-2,3'-bipyridine (2s): Prepared according to general procedure using sodium hydride (60% dispersion in mineral oil, 11 mg, 0.28 mmol), benzyl thiol (33 μ L, 0.28 mmol), (5-chloro-6'-methyl-3-(4-(methylsulfonyl)phenyl)-[2,3]bipyridine)-4'-yl) triphenylphosphonium trifluoromethanesulfonate (**1s**, 192 mg, 0.25 mmol) and THF (1.0 mL). Flash column chromatography (basic alumina: 30% EtOAc in hexanes) afforded the *title compound* (**2s**) as a white amorphous solid (78 mg, 0.16 mmol, 65% yield). IR $\nu_{\max}/\text{cm}^{-1}$ (film): 3061, 1708, 1570, 1544, 1481, 1301, 1252, 1140, 1028, 911, 882, 690, 640; ^1H NMR (400 MHz, CDCl_3) δ : 8.68 (1H, d, $J = 2.2$ Hz), 7.94, (1H, s), 7.8107.72 (3H, m), 7.34-7.21 (7H, m), 7.01 (1H, s), 4.08 (2H, s), 3.03 (3H, s), 2.47 (3H, s); ^{13}C NMR (100 MHz, CDCl_3) δ : 158.25, 151.80, 149.17, 148.51, 148.24, 143.14, 140.13, 137.60, 136.84, 135.28, 131.89, 130.11, 129.93, 128.95, 128.89, 127.93, 127.62, 119.12, 44.56, 36.24, 24.57; m/z HRMS (DART) found $[\text{M}+\text{H}]^+$ 481.0792, $\text{C}_{25}\text{H}_{22}\text{ClN}_2\text{O}_2\text{S}_2^+$ requires 481.0806.

4.2.2.20. ethyl-4-(4-benzylthio)-8-chloro-5, 6-dihydro-11H-benzof[5,6]cyclohepta[1,2-b]pyridine-11-ylidene)piperidine-1-carboxylate (2t): Prepared according to general procedure using sodium hydride (60% dispersion in mineral oil, 22 mg, 0.55 mmol), benzyl thiol (65 μ L, 0.55 mmol), (8-chloro-11-(1-(ethoxycarbonyl)piperidin-4-ylidene)-6,11-dihydro-5H-benzo[5,6]cyclohepta[1,2-b]pyridin-4-yl)triphenylphosphonium trifluoromethanesulfonate (**1t**, 397 mg, 0.50 mmol) and THF (2.0 mL). Flash column chromatography (basic alumina, dry load, gradient elution: 20% EtOAc in hexanes to 30% EtOAc in hexanes) afforded the *title compound* (**2t**) as a white solid (129 mg, 0.36 mmol, 51% yield). mp 200-203 $^{\circ}\text{C}$; IR $\nu_{\max}/\text{cm}^{-1}$ (film): 2989, 2901, 1694, 1548, 1431, 1216, 1108, 1001, 764, 712, 697; ^1H NMR (400 MHz, CDCl_3) δ : 8.23 (1H, d, $J = 5.3$ Hz), 7.40-7.24 (5H, m), 7.16-7.05 (3H, m), 6.99 (1H, d, $J = 5.3$ Hz), 4.18-4.08 (4H, m), 3.88-3.68 (2H, m), 3.42-3.31 (1H, m), 3.18-3.04 (3H, m), 2.92-2.71 (2H, m), 2.52-2.39 (1H, m), 2.38-2.23 (3H, m), 1.24 (3H, t, $J = 7.1$ Hz); ^{13}C NMR (100 MHz, CDCl_3) δ : 156.28, 155.61, 149.07, 146.31, 139.75, 137.95, 137.67, 135.37, 134.25, 133.07, 130.35, 129.87, 128.95, 128.94, 128.88, 127.91, 126.33, 117.96, 61.45, 44.88, 36.28, 30.97, 30.75, 28.79, 14.83; m/z HRMS (DART) found $[\text{M}+\text{H}]^+$ 505.1705, $\text{C}_{29}\text{H}_{30}\text{ClN}_2\text{O}_2\text{S}^+$ requires 505.1711.

4.2.2.21. (1S,2S4S,5R)-2-((R)-benzyloxy)(2-(benzylthio)quinoline-4-yl)methyl-5-vinylquinuclidine (2u): Prepared according to general procedure using sodium hydride

(60% dispersion in mineral oil, 22 mg, 0.55 mmol), benzyl thiol (65 μ L, 0.55 mmol), 4-((*R*)-(benzyloxy)((1*S*,2*S*,4*S*,5*R*)-5-vinylquinuclidin-2-yl)methyl)quinolin-2-yl)triphenylphosphonium trifluoromethanesulfonate (**1u**, 397 mg, 0.50 mmol) and THF (2.0 mL). Flash column chromatography (basic alumina: 30% EtOAc in hexanes) afforded the *title compound* (**2u**) as a yellow amorphous solid (157 mg, 0.31 mmol, 62% yield). IR $\nu_{\text{max}}/\text{cm}^{-1}$ (film): 3063, 3029, 2928, 2863, 1591, 1549, 1452, 1290, 1094, 907, 758, 729, 697; $^1\text{H NMR}$ (400 MHz, CDCl_3) δ : 8.09-7.95 (2H, m), 7.66 (1H, dd, $J = 8.2, 7.1$ Hz), 7.55-7.42 (3H, m), 7.39-7.18 (9H, m), 5.80-5.66 (1H, m), 5.19 (1H, br s), 4.99-4.85 (2H, m), 4.61 (2H, s), 4.45 (1H, d, $J = 11.4$ Hz), 4.37 (1H, d, $J = 11.4$ Hz), 3.44-3.28 (1H, m), 3.17-3.00 (2H, m), 2.72-2.54 (2H, m), 2.30-2.18 (1H, m), 1.86-1.39 (4H, m); $^{13}\text{C NMR}$ (100 MHz, CDCl_3) δ : 158.90, 148.85, 145.88, 142.07, 138.48, 137.89, 129.48, 129.32, 129.13, 128.59, 128.55, 127.88, 127.17, 125.47, 124.57, 123.39 (br), 118.05 (br), 114.31, 81.17 (br), 71.51, 60.67, 57.22, 43.28, 40.18, 34.03, 28.06, 27.85, 22.40 (br); m/z HRMS (DART) found $[\text{M}+\text{H}]^+$ 507.2484, $\text{C}_{33}\text{H}_{35}\text{N}_2\text{O}_5^+$ requires 507.2465.

Supplementary Material

Refer to Web version on PubMed Central for supplementary material.

Acknowledgments

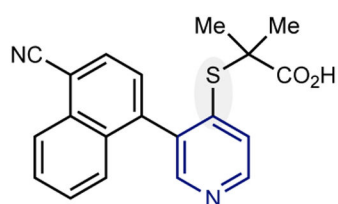
We acknowledge Colorado State University for startup funds and the ACS Petroleum Research Fund (ACS PRF56878-DNII) for supporting this project.

References and notes

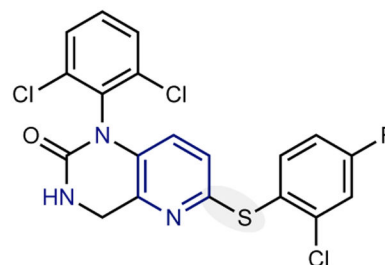
- (a)Feng M; Tang B; Liang S; Jiang X *Curr. Top. Med. Chem* 2016, 16, 1200; [PubMed: 26369815] (b)Ilardi EA; Vitaku E; Njardarson JT; *J. Med. Chem* 2014, 57, 2832; [PubMed: 24102067] (c)Tan PK; Liu S; Gunic E; Miner JN *Sci. Rep* 2017, 7, 665; [PubMed: 28386072] (d)Liu L; Stelmach JE; Swaminathan R; Natarajan R; Chen MH; Singh SB; Schwartz CD; Fitzgerald CE; O'Keefe SJ; Zaller DM; Schmatz DM; Doherty JB *Bioorg. Med. Chem. Lett* 2003, 13, 3979; [PubMed: 14592489] (e)Berndt A; Miller S; Williams O; Le DD; Houseman BT; Pacold JI; Gorrec F; Hon WC; Ren P; Liu Y; Rommel C; Gaillard P; Ruckle T; Schwarz MK; Shokat KM; Shaw JP; Williams RL *Nat. Chem. Biol* 2011, 6, 117;(f)Hopkins AL; Ren J; Milton J; Hazen RJ; Chan JH; Stuart DI; Stammers DK *J. Med. Chem* 2004, 47, 5912. [PubMed: 15537346]
- (a)Beletskaya IP; Ananikov VP *Chem. Rev* 2011, 111, 1596; [PubMed: 21391564] (b)Lee C-F; Liu Y-C; Badsara S *Chem. Asian J* 2014, 9, 706; [PubMed: 24443103] (c)Ling R; Yoshida M; Mariano PS *J. Org. Chem* 1996, 61, 4439–4449; [PubMed: 11667350] (d)Sujatha A; Thomas AM; Thankachan AP; Anilkumar G *Arkivoc* 2014, 2015, 1;(e)Hartwig JF *Acc. Chem. Rev* 2008, 41, 1534;(f)Murata M; Buchwald SL *Tetrahedron* 2004, 60, 7397;(g)Sayah M; Organ MG *Chem. Eur. J* 2011, 17, 11719; [PubMed: 21898625] (h)Oderinde MS; Frenette M; Robbins DW; Aquila B; Johannes JW *J. Am. Chem. Soc* 2016, 138, 1760; [PubMed: 26840123] (i)Jouffroy M; Kelly CB; Molander GA *Org. Lett* 2016, 18, 876. [PubMed: 26852821]
- (a)Representative examples of $\text{S}_\text{N}\text{Ar}$ reactions: Zhang X; Lu G-P; Cai C *Green Chem* 2016, 18, 5580;(b)Beugelmans R; Bois-Choussy M; Boudet B *Tetrahedron* 1983, 39, 4153;(c)Furukawa N; Ogawa S; Kawai T *J. Chem. Soc. Perkin Trans. 1* 1984, 1839;(d)Bhagwat A; Campi EM; Potdar MK; Jackson RW; Hearn MTW *Green Chem. Lett. Rev* 2012, 5, 595;(e)Omar WAE; Heiskanen JP; Hormi OEO *J. Heterocyclic Chem* 2008, 45, 593;(f)Takashiro E; Nakamura Y; Fujimoto K *Tetrahedron Lett* 1999, 40, 5565;(g)Cherng Y-J *Tetrahedron* 2002, 58, 4931.
- (a)Hilton MC; Dolewski RD; McNally A *J. Am. Chem. Soc* 2016, 138, 13806;(b)Zhang X; McNally A *Angew. Chem. Int. Ed* 2017, 56, 9833;(c)Anders E; Markus F *Tetrahedron Lett* 1987, 28, 2675.(d)Anders E; Markus F *Chem. Ber* 1989, 122, 112;(e)Anders E; Markus F *Chem. Ber*

- 1989, 122, 119; Haas M; Goerls H; Anders E *Synthesis* 1998, 195;(f) Bull JA; Mousseau JJ; Pelletier G; Charette AB *Chem. Rev.* 2012, 112, 2642. [PubMed: 22352938] (g) Sammes MP; Leung CWF; Mak CK; Katritzky AR *J. Chem. Soc. Perkin Trans. 1* 1981, 1585.
5. (a) Finer J-P *Ligand Coupling Reactions with Heteroaromatic Compounds. Tetrahedron Organic Chemistry Series*; Pergamon Press: Oxford, 2009; Vol. 18, p 95; (b) Byrne PA; Ortin Y; Gilheany DG *Chem. Commun* 2014, 51, 1147.
6. (a) Razuvaev GA; Osanova NA *J. Organomet. Chem* 1972, 38, 77; (b) Razuvaev GA; Osanova NA; Brilkina TG; Zinovjeva TI; Sharutin VV *J. Organomet. Chem* 1975, 99, 93; (c) Eyles CT; Trippett SJ *Chem. Soc. C* 1966, 67; (d) Grayson M; Keough P-TJ *J. Am. Chem. Soc* 1960, 82, 3919.
7. Bedford MS; Yang X; Jolly KM; Binnicker RL; Cramer SB; Keen CE; Mairena CJ; Patel AP; Rivenbank MT; Galabura Y; Luzinov I; Smith RC *Polym. Chem* 2015, 6, 900.
8. ¹H NMR yields of phosphonium ion displacement with double thiolate addition shown in parentheses: **2j** – 92% (1%); **2k** – 93% (2%), **2l** – 84% (8%). 1,3,5-trimethoxybenzene was used as an internal standard.
9. Cernak T; Dykstra KD; Tyagarajan S; Vachal P; Krska SW *Chem. Soc. Rev* 2016, 45, 546. [PubMed: 26507237]

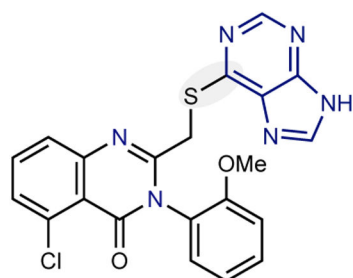
Bioactive Compounds Conatining Heteroaromatic Thioethers (Fig. 1A)



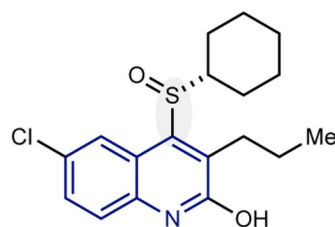
Verinurad – Hyperuricemia
and Gout Treatment



MAP p38 Kinase Inhibitor



PI(3)K Kinase Inhibitor



HIV-1 Reverse Transcriptase
Inhibitor

Selective Coupling of Thiols to Azaarenes via Phosphonium Salts (Fig. 1B)

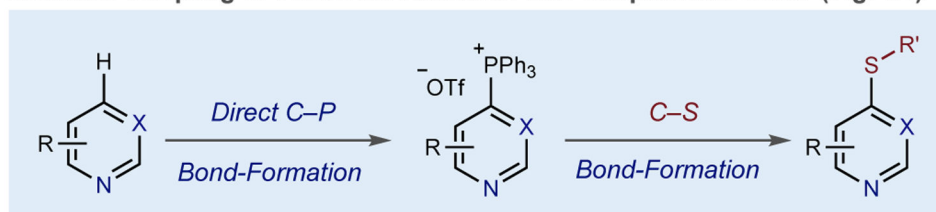


Fig. 1.
Biologically active heteroaryl ethers and our strategy for C–S bond formation.

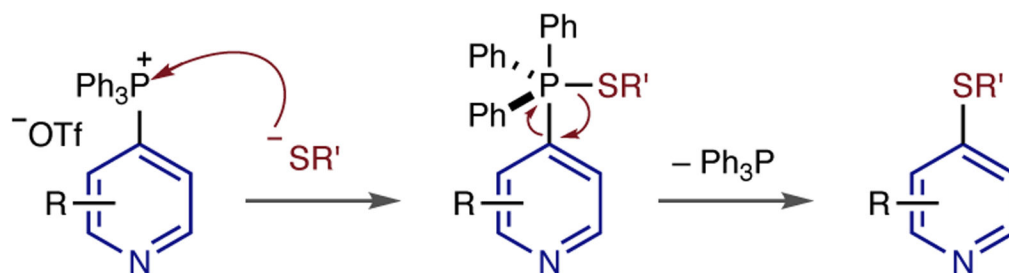
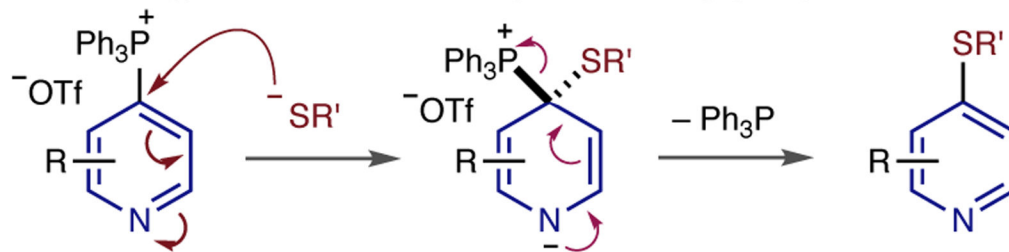
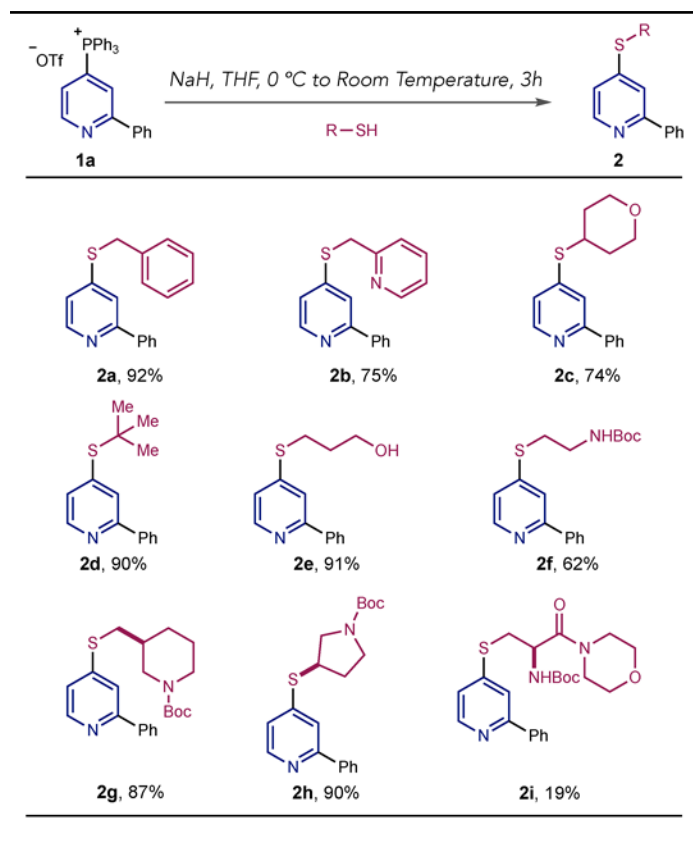
Path A – Ligand coupling via a thiophosphorane**Path B – $\text{S}_{\text{N}}\text{Ar}$ reaction with PPh_3 as a leaving group**

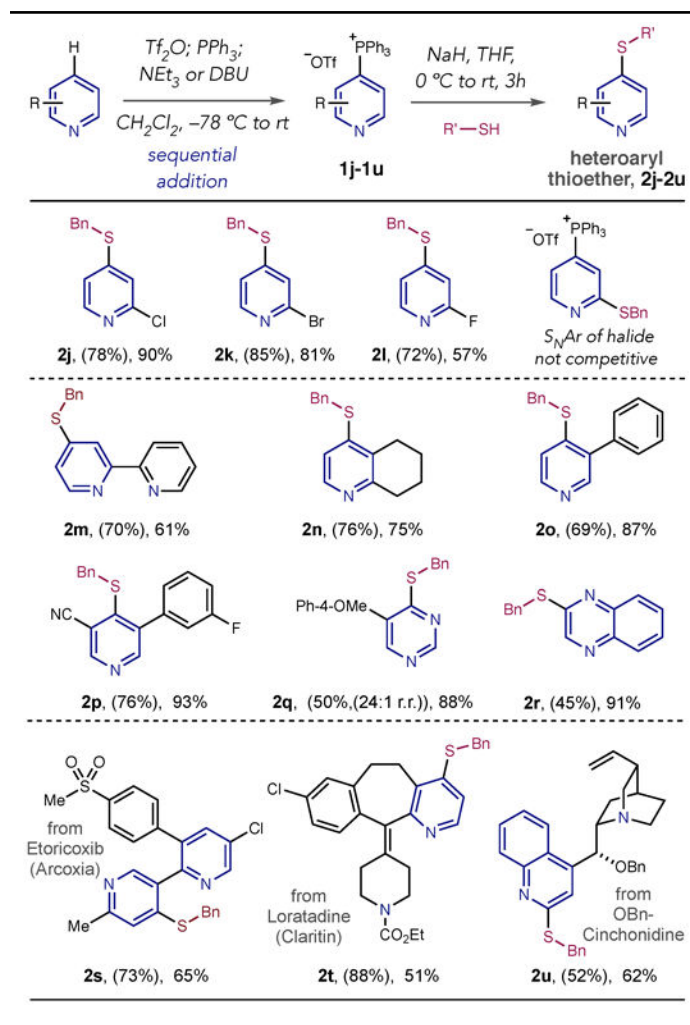
Fig. 2.
Potential mechanistic pathways for C–S bond formation.

Table 1.

C-S Bond-formation: Thiol scope.^a

^aIsolated yields are shown. Typical reaction conditions: **1a** (0.5 mmol), thiol (0.55 mmol), NaH (0.55 mmol) and THF (2.0 mL).

Table 2.

C-S Bond-formation: Azaarene scope.^a

^aIsolated yields of single regioisomers (unless stated otherwise) with yields of phosphonium salts in parentheses. Typical reaction conditions for C-S bond formation: **1a** (0.5 mmol), thiol (0.55 mmol), NaH (0.55 mmol) and THF (2.0 mL).