






RESEARCH ARTICLE

REVISED **Implementing a quality management system using good clinical laboratory practice guidelines at KEMRI-CMR to support medical research [version 2; peer review: 2 approved]**

Horace Gumba¹, Joseph Waichungo¹, Brett Lowe^{1,2}, Alfred Mwanzi ¹, Robert Musyimi^{1,3}, Johnstone Thitiri^{1,3}, Caroline Tigoi^{1,3}, Martin Kamui^{1,3}, James A. Berkley ^{1,3}, Ronald Ngetich⁴, Susan Kawai⁴, Samuel Kariuki ⁴

¹KEMRI-Wellcome Trust Research Programme, Kilifi, Coast, 80108, Kenya

²Centre for Tropical Medicine and Global Health, University of Oxford, London, UK

³The Childhood Acute Illness & Nutrition (CHAIN) Network, Nairobi, Kenya

⁴KEMRI-Centre for Microbiology and Research, Nairobi, Kenya

v2 **First published:** 31 Oct 2018, 3:137 (<https://doi.org/10.12688/wellcomeopenres.14860.1>)

Latest published: 25 Jun 2019, 3:137 (<https://doi.org/10.12688/wellcomeopenres.14860.2>)

Abstract

Background: Good Clinical Laboratory Practice (GCLP) is a standard that helps ensure the quality and reliability of research data through principles of Good Laboratory Practice (GLP) and Good Clinical Practice (GCP). The implementation of GCLP includes careful documentation of procedures, competencies and safety measures. Implementation of GCLP is influenced by existing resources and quality systems, thus laboratories in low- and middle-income countries may face additional challenges.

Methods: This paper describes implementation of GCLP at the Kenya Medical Research Institute-Center for Microbiology Research (KEMRI-CMR) as part of a quality system to support medical research. This study employed assessment, twinning (institutional mentorship) model, conducting relevant training workshops and Kaizen 5S approaches to implement an effective quality management system using GCLP standard. This was achieved through a collaboration between the KEMRI/Wellcome Trust Research Programme (KWTRP) and KEMRI-CMR. The aim was compliance and continuous monitoring to meet international GCLP standards in a way that could be replicated in other research organizations.

Results: Following a baseline assessment in March 2017, training, mentorship and a cycle of quality audit and corrective action using a Kaizen 5S approach (sorting, setting in order, shining, standardizing and sustaining) was established. Laboratory personnel were trained in writing standard operating procedures and analytical plans, microbiological techniques, and good documentation practice. Mid-term and exit assessments demonstrated significant declines in non-conformances across all GCLP elements. KEMRI-CMR achieved GCLP accreditation in May 2018 by Qualogy Ltd (UK).

Conclusions: Involving all the laboratory personnel in implementation of quality management system processes is critical to success. An institutional

Open Peer Review

Reviewer Status  

Invited Reviewers

1 2

REVISED

version 2

published
25 Jun 2019

version 1

published
31 Oct 2018



report



report

1 **Robert Njuguna**, Kenya Accreditation Service (KENAS), Nairobi, Kenya

2 **Paramesh Chetty**, International AIDS Vaccine Initiative (IAVI), London, UK

Any reports and responses or comments on the article can be found at the end of the article.

mentorship (twinning) approach shows potential for future collaborations between accredited and non-accredited organizations to accelerate the implementation of high-quality management systems and continuous improvement.

Keywords

Good Clinical Laboratory Practice, Quality Assurance, Quality system, medical research, quality management system.



This article is included in the [KEMRI | Wellcome Trust gateway](#).

Corresponding author: Horace Gumba (hgumba@kemri-wellcome.org)

Author roles: **Gumba H:** Conceptualization, Investigation, Methodology, Writing – Original Draft Preparation; **Waichungo J:** Methodology, Writing – Review & Editing; **Lowe B:** Funding Acquisition, Investigation, Writing – Review & Editing; **Mwanzu A:** Methodology, Writing – Review & Editing; **Musyimi R:** Investigation, Methodology, Writing – Review & Editing; **Thitiri J:** Investigation, Project Administration, Supervision; **Tigoi C:** Supervision, Writing – Review & Editing; **Kamui M:** Funding Acquisition, Project Administration, Supervision; **Berkley JA:** Funding Acquisition, Resources, Writing – Review & Editing; **Ngetich R:** Investigation, Methodology, Writing – Review & Editing; **Kavai S:** Investigation, Methodology, Writing – Review & Editing; **Kariuki S:** Investigation, Methodology, Supervision, Writing – Review & Editing

Competing interests: No competing interests were disclosed.

Grant information: This study was funded by the Wellcome Trust (203077).

The funders had no role in study design, data collection and analysis, decision to publish, or preparation of the manuscript.

Copyright: © 2019 Gumba H *et al.* This is an open access article distributed under the terms of the [Creative Commons Attribution Licence](#), which permits unrestricted use, distribution, and reproduction in any medium, provided the original work is properly cited.

How to cite this article: Gumba H, Waichungo J, Lowe B *et al.* **Implementing a quality management system using good clinical laboratory practice guidelines at KEMRI-CMR to support medical research [version 2; peer review: 2 approved]** Wellcome Open Research 2019, 3:137 (<https://doi.org/10.12688/wellcomeopenres.14860.2>)

First published: 31 Oct 2018, 3:137 (<https://doi.org/10.12688/wellcomeopenres.14860.1>)

REVISED Amendments from Version 1

To address the reviewer's comments, we have added explanations about the summarized information in the abstract. Moreover, we have added reasons why GCLP standards developed by BARQA was adopted for this project. Minor changes suggested on the abstract has not been worked on because much detailed information are captured within the sections of the manuscript. We have also elaborated more on the mandatory trainings like the basic GCLP training, SOP writing, confidentiality, blinding and patient safety monitoring and analytical plan writing training which were conducted during the entire project period.

The manuscript now excludes the initials of the persons who were involved in the study and instead we have used the terms mentor and co-mentors. The details of the baseline assessment have been elaborated and [Figure 1](#) was not deleted since it was meant to give more information on the GCLP implementation progress during the assessments. Explanation of the open-door policy management style of the laboratory director has been elaborated as a management strategy and not as a personality of the laboratory director. Furthermore, explanations on the staff involvement has also been described as participating in the trainings, mentorship and working on the non-conformances which are described in the results and discussion sections.

See referee reports

Introduction

Medical laboratories play an important role in disease diagnosis, treatment guidance, drug resistance monitoring and surveillance of diseases of public health interest (Gershly & Rotz, 2010; Martin *et al.*, 2005; Wians, 2009). According to Nkengasong (2010), 20% of clinical trials in Africa have been suspended due to serious Good Clinical Practice (GCP) breaches, which mainly impact on participants' safety and reliability of the data generated. This can be addressed by implementing integrated, tiered and harmonized operations, and a well-functioning laboratory quality system (Nkengasong, 2010). Moreover, the emergence of the recent Ebola virus disease epidemic in West Africa in 2015 emphasized the need to rapidly develop better laboratory systems that will foster increased accuracy and reliability of the data generated (Gostin *et al.*, 2015; Heymann *et al.*, 2015), which have often been the traditional meaning of quality in medical laboratories (Harteloh, 2004). In medical research, it is imperative to note that generation of reproducible and re-constructible results can be achieved when the clinical laboratory operates under a robust and mature quality management system (QMS) that complies with the GCLP standards, thus providing an excellent path for the success of conducting medical research.

What is the GCLP standard?

GCLP is a standard that supports both the research and clinical aspects of Good Laboratory Practice (Ezzelle *et al.*, 2008). It was developed to support and strengthen research laboratories performing human clinical trials and provides a platform for monitoring the global conduct of clinical laboratory work performed under harmonized operations (Marcella *et al.*, 2009). This standard was developed by merging the principles of Good Clinical Practice and Good Laboratory Practice in conjunction with the regulatory authorities and accrediting bodies,

and was the same approach adopted by the British Association of Research Quality Assurance (BARQA) to develop the Good Clinical Laboratory Practice standard (Stiles *et al.*, 2003). The GCLP standard focusses on the building blocks of a quality system, which includes assessments, assay validation and verification, training of personnel involved in the research, organization and personnel, specimen management, laboratory equipment, reagents, records and reports, laboratory safety, quality control and proficiency testing programmes, laboratory information systems, and the overall quality management plan of the laboratory (Marcella *et al.*, 2009). The expectation of implementing the GCLP quality system is that data of high quality will be generated when the laboratory complies to the GCLP guidelines. In addition, it provides guidance on the development of a quality system that ensures integrity, validity and reliability of clinical trials data.

The Kenya Medical Research Institute – Centre for Microbiology and Research (KEMRI-CMR)

The Kenya Medical Research Institute (KEMRI) is a Kenyan government parastatal that regulates and conducts research in human health with the aim of improving wellbeing, and the formulation and implementation of policy formulation, while collaborating with other global research organizations. It has its centers widely spread around the country that perform research focusing on different fields (KEMRI, 2018). Even though KEMRI is the leading medical research organization in the country, some of its centers do not have up-to-date quality systems in place to support medical research. There is an urgent need to establish an effective quality management system using GCLP guidelines to support clinical trials and other studies.

KEMRI-CMR, based in Nairobi, is one of the oldest KEMRI research centers. Research has focused predominantly on traditional and molecular characterization of enteric pathogens in communities and in hospital attendees, in addition to their transmission, virulence and antimicrobial profiles. To promote and support its research activities, KEMRI-CMR engaged its sister organization KEMRI-Wellcome Trust Research Programme (KWTRP), to assist in the development of a quality system using GCLP guidelines. The KWTRP, based in Kilifi, has been actively undertaking microbiological research since 1992, predominantly on invasive bacterial infections in children, including surveillance and antimicrobial treatment trials. KWTRP has been GCLP-accredited since 2007. Here, we describe how the quality management system was implemented at KEMRI-CMR using GCLP guidelines to support medical microbiological research with the goal of gaining recognition of the quality of their management system by attaining GCLP accreditation. The GCLP standards developed by BARQA was selected for this project because the mentor laboratory (KWTRP) had been accredited using this GCLP standard and it would be easier to replicate the same in the mentee laboratory (KEMRI-CMR).

Methods

Methodology used

This study employed assessment, twinning (institutional mentorship) model (Makokha *et al.*, 2014), and conducting training workshops to build a competent laboratory workforce and

utilizing Kaizen 5S approaches to implement an effective quality management system using GCLP standards (Stiles *et al.*, 2003).

Baseline, mid-term and exit assessments

The QMS implementation progress was evaluated by performing assessments using a GCLP accreditation audit checklist, developed by Qualogy Ltd UK (Qualogy, 2018) (Table 1). This checklist consists of 12 sections of 15 questions, which covered the entire quality system elements defined by GCLP guidelines obtained from Qualogy, Ltd, and had a total score of 270 points. The audit checklist questions were asked by the mentors from KWTRP to the auditees (laboratory staff from KEMRI-CMR).

In total, three assessments were performed throughout the process to establish the laboratory's performance and progress towards GCLP accreditation, as well as determining any remaining gaps. In March 2017, a week after the initial engagement, a baseline assessment was conducted at KEMRI-CMR, using the GCLP accreditation checklist (Qualogy, 2018). This assessment was performed by the laboratory quality officer (mentor, from KWTRP and its results provided the basis for developing KEMRI-CMR-specific actions. A mid-term assessment was conducted 3 months (June 2017) after the baseline assessment, following a GCLP training workshop and corresponding GCLP assignment elements assessed using the GCLP accreditation checklist developed by the mentor laboratory (KWTRP). The exit assessment was performed three months (October 2017) after the mid-term assessment by an independent auditor from KWTRP who was not involved in the training, and was the final assessment in readiness for the GCLP accreditation audit by Qualogy UK Ltd.

Twinning (institutional mentorship) model

The twinning (institutional mentorship) model was also employed to implement QMS (Makokha *et al.*, 2014). This was

conducted during the period of May-June 2018. Using this model, a total of 24 laboratory staff from the mentee laboratory (KEMRI-CMR) were paired to the mentor laboratory (KWTRP) to learn and subsequently implement GCLP processes in their laboratory upon their return. A total of 12 laboratory staff from KEMRI-CMR were twinned with staff from KWTRP in the month of May 2017 and another 12 laboratory staff twinned in June 2017. To facilitate the twinning relationship, the laboratory quality officer (mentor) spent 1 week at the mentee laboratory to provide mentorship and coaching for the GCLP process.

Conducting KEMRI-CMR laboratory training

The QMS mandatory training and other relevant training workshops were identified with the aim of strengthening knowledge, skills and abilities, and changing attitudes. The training was mainly delivered through workshops, coaching, and visits to KWTRP for a period of 2 weeks. Training was delivered by the lead mentor and two co-mentors. Subjects of the training sessions, alongside the trainer and the dates of training, are listed in Table 2. Once these sessions were complete, staff were assigned a specific area to implement when they go back to their laboratory. Kaizen 5S (Kobayashi, 2005) was implemented to establish the foundation for continuity of quality management system at KEMRI-CMR.

Data analysis

Data from the three assessments, training conducted were analyzed using Microsoft Excel and presented in tables and figures to extract their useful meaning.

Results

KEMRI-CMR performance

The KEMRI-CMR laboratory assessment performance is summarized in Figure 1 and Figure 2. All 12 elements in the GCLP accreditation checklist were improved at successive assessments (Figure 1 and Figure 2). The most improved element was the facilities and safety element, followed by quality control, external

Table 1. Quality management system elements and their scores on the good clinical and laboratory practice (GCLP) accreditation checklist.

Source: Stiles *et al.*, 2003.

GCLP Elements	Total points
Section 1: Documents, records and reports	30
Section 2: Trial samples and management	14
Section 3: Organization and personnel	22
Section 4: Reporting of results	10
Section 5: Equipment, materials and reagents	33
Section 6: Internal audits and corrective action	15
Section 7: Retention and archiving of records	32
Section 8: Quality control and external quality assessment	21
Section 9: Planning of the work & sub-contracting	17
Section 10: Conduct of work	24
Section 11: Confidentiality, blinding and patient safety	12
Section 12: Facilities and safety	40
TOTAL	270

Table 2. Training sessions given to staff.

Training	No. of staff trained	Trainers	Training dates
Microbiological techniques	25	Lead mentor & co-mentors	25–28 April 2017
KWTRP Exchange visits	24	Attached to section heads of KWTRP	1 st group: 2–12 May 2017 2 nd group: 19–30 June 2017
Good documentation Practice	25	Lead mentor	16 June 2017
SOP writing training	25	Lead mentor	7–9 June 2017
Improvement projects and Quality Indicator training	10	Lead mentor	6–7 July 2017
Confidentiality, blinding and patient safety monitoring	12	Lead mentor (myself) & co-mentors (Joseph & Robert)	20–21 July 2017
Method and equipment validation	10	Lead mentor	24–25 August 2017
Analytical plan writing training	26	Lead mentor	6–8 September 2017
Internal audits	6	Lead mentor	8–11 August 2017
Basic GCLP training	30	Lead mentor	11–14 April 2017

KWTRP, KEMRI-Wellcome Trust Research Programme; SOP, standard operating practice; GCLP, good clinical and laboratory practice.

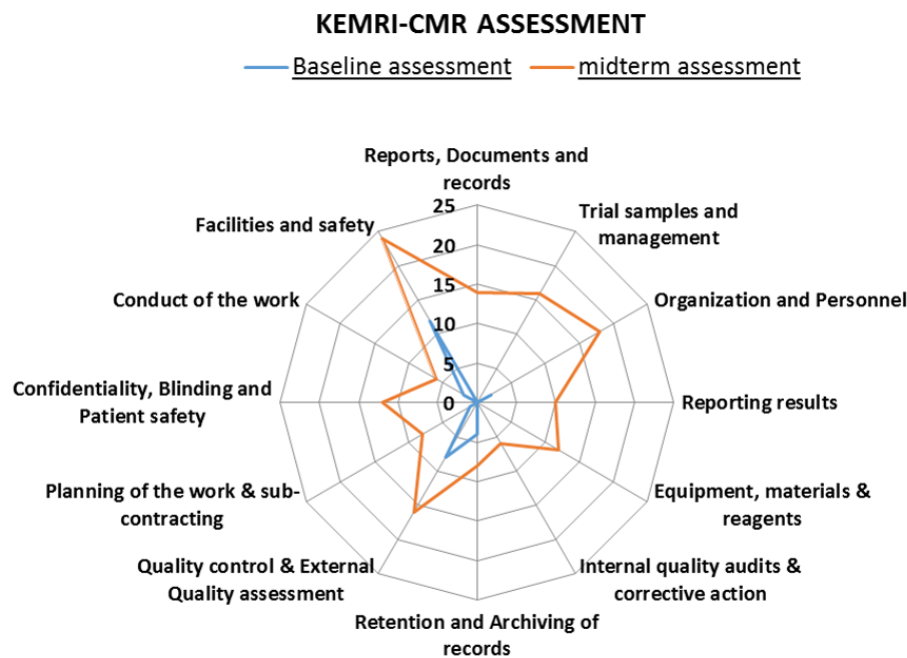


Figure 1. Comparison between baseline and mid-term assessments. KEMRI-CMR, Kenya Medical Research Institute – Centre for Microbiology Research.

quality assessment and equipment, reagents and materials elements. The laboratory performed less well in the reporting of results, conduct of the work, internal quality audits, corrective action, planning of the work and sub-contracting GCLP elements.

A total of 162 non-conformances arose from the baseline assessment (100 major findings and 62 minor findings); 62 non-conformances arose in the mid-term assessment (42 major findings & 20 minor findings); and 32 non-conformances arose

in the final exit assessment (20 major findings & 12 minor findings). The decrease in major and minor non-conformities indicated progress in resolving queries and implementing corrective action (Figure 3).

KEMRI-CMR laboratory training

To build a competent and skilled laboratory workforce in the KEMRI-CMR laboratory, a total of 10 training sessions and workshops were conducted between April 2017 and September 2017. These trainings aimed to strengthen the quality

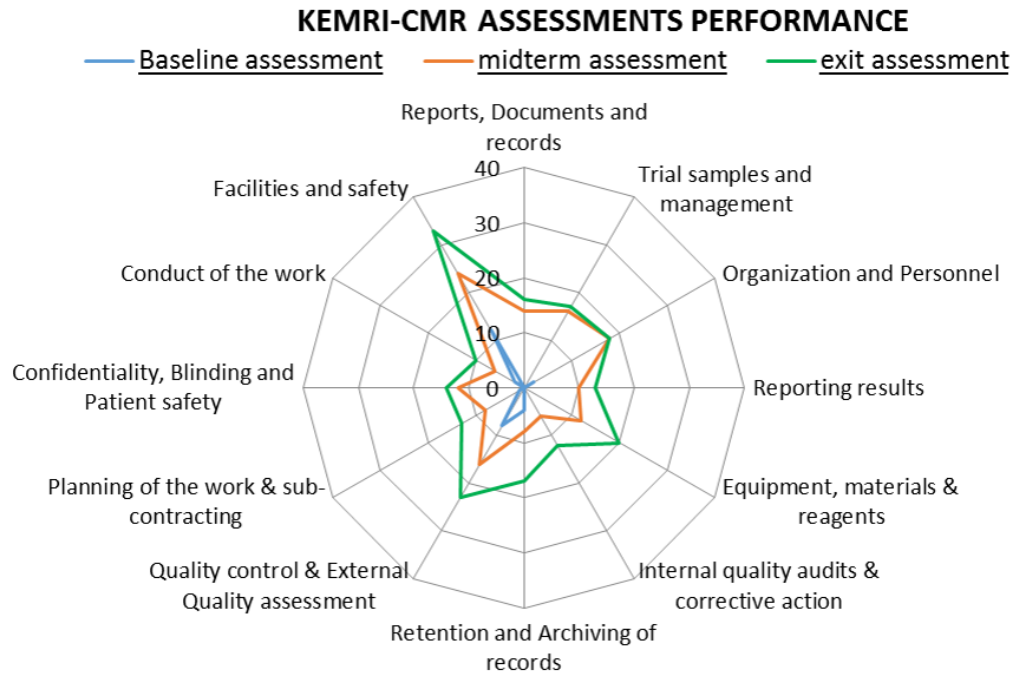


Figure 2. Kenya Medical Research Institute – Centre for Microbiology Research (KEMRI-CMR) performance comparison of the 12 good clinical and laboratory practice elements between the three assessments.

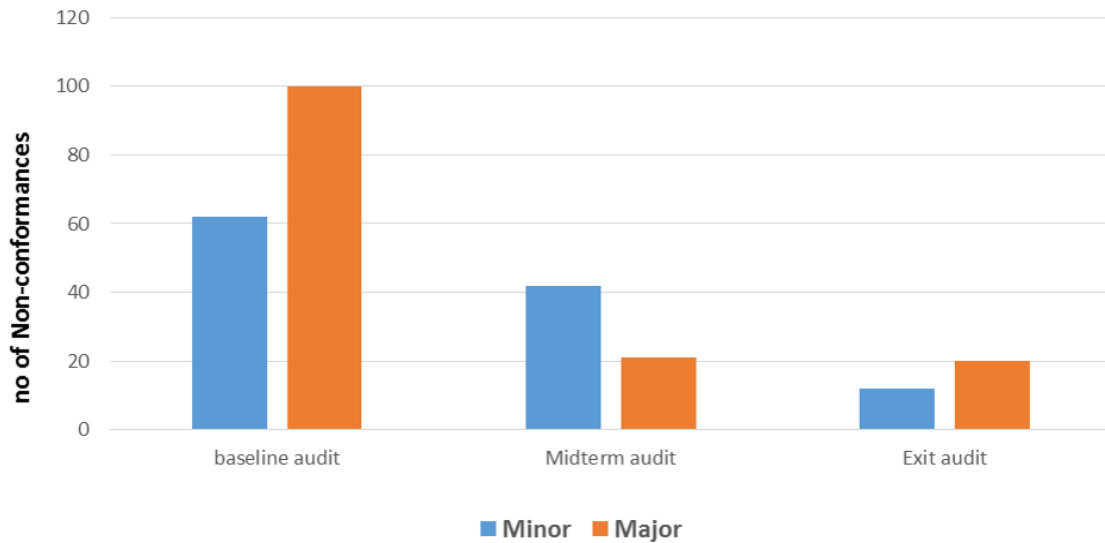


Figure 3. Non-conformance analysis at the baseline, midterm and exit assessments.

of services and systems in KEMRI-CMR. GCLP training was provided (Table 2) to twenty-five laboratory personnel. In total, 9 of the 10 conducted trainings were done onsite to allow more staff to attend and to reduce costs. All 25 (100%) laboratory personnel were trained in writing SOPs and analytical plans, microbiological techniques, and good documentation practice (Figure 4).

To decongest the laboratory and enhance efficient workflow for productivity management, principles of Kaizen 5S were adopted: equipment was rearranged for optimal workflow while removing obsolete and un-wanted materials from the laboratory. Equipment that was close to sinks was removed and placed separately as per the specimen workflow. The removal of obsolete equipment and old records that consumed considerable space

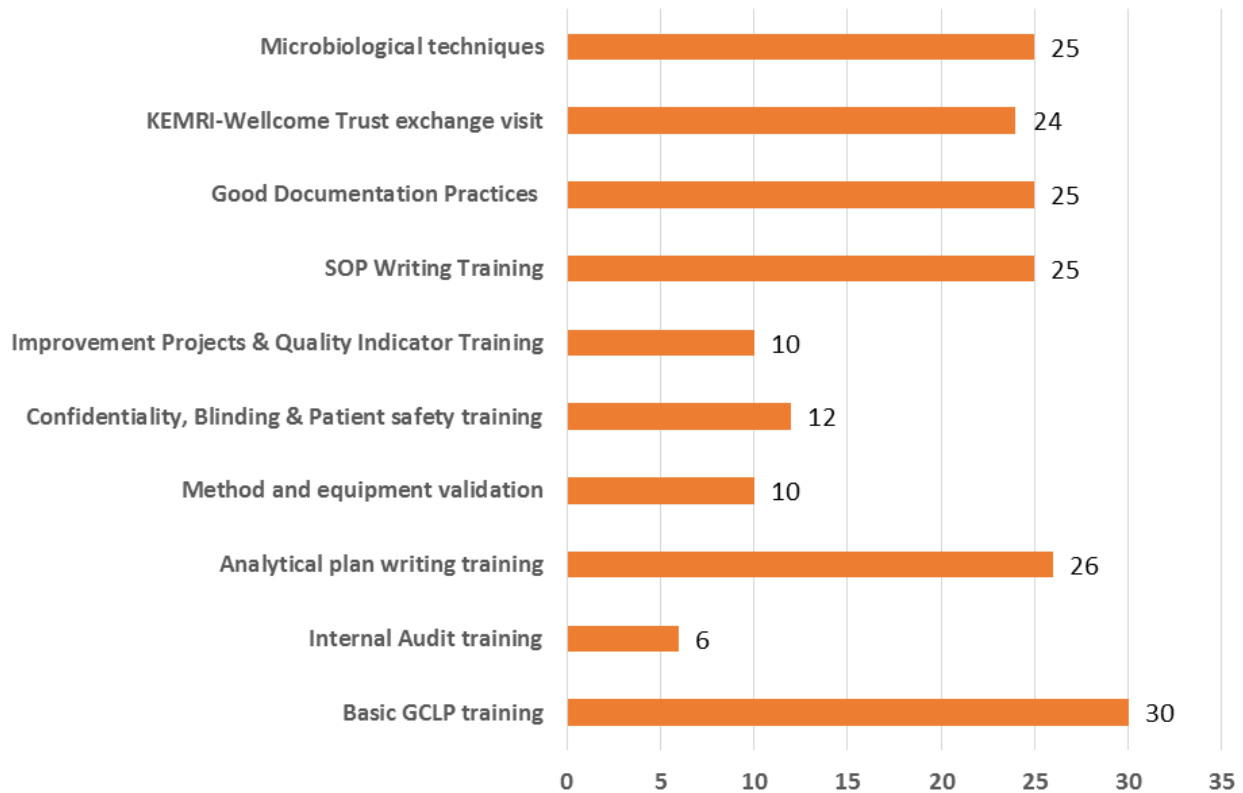


Figure 4. Number of staff trained in the indicated area during the mentorship period. SOP, standard operating practice; GCLP, good clinical and laboratory practice.

enhanced the efficiency of the workflow. Documentation was done before and after the Kaizen 5S for comparison. KEMRI-CMR achieved a GCLP accreditation in May 2018 by Qualogy Ltd (UK).

Discussion

The results from the baseline to exit GCLP assessments showed the greatest improvements in facilities and safety element (21 points), followed by quality control and external quality assessment (15 points) and equipment, reagents and materials elements (14 points). The areas that were more challenging to improve were internal quality audits and corrective action (an improvement of 6 points), conduct of work (an improvement of 4 points) reporting of results and planning of the work (improvement of 3 points). The slower progress of these GCLP elements were attributed to unfamiliarity with the internal audit system by the laboratory staff, characterized by inadequate follow-up of the internal audit findings and insufficient documentation of corrective actions (management reviews as described by ISO 15189 standards) described by [Maina et al. \(2014\)](#) as Factor X. Despite the less strong performance in these three GCLP elements, the KEMRI-CMR laboratory QMS performance improved steadily from 10.7% at baseline assessment to successfully achieving 76.3% at the exit assessment.

The improvement of KEMRI-CMR's laboratory QMS performance was in a large part due to staff's positive attitude and

commitment to work, and continued senior management support. Despite an initial opposition to change, there was a great enthusiasm to continue improving laboratory performance as observed in the final assessment results. Clearly identifying gaps and involving all staff in frank discussions about their solutions was key to achieving this. The foundation of best practice, and a 'quality culture' were established through the exchange visits, conducting trainings, mentors' assistance coupled with managerial commitment. This reflects reports from other institutions implementing quality management process ([Andiric & Massambu, 2014](#)).

The implementation of Kaizen 5S greatly improved the laboratory's workflow and space. The results indicate that there is a strong foundation for continuity of the quality management system at KEMRI-CMR ([Khamis et al., 2009](#)). The entire laboratory was physically re-organized by placing the equipment strategically to improve efficiency and enhance safety. The entire Kaizen 5S methodology for this study provided the best platform to accelerate the process of quality improvement process at KEMRI-CMR.

Engaging the management team of KEMRI-CMR through the leadership of the Centre Director was crucial in securing financial support for renovating the laboratory and providing adequate human resources for the quality implementation process. His open-door policy style of management and having frequent

discussions with the laboratory staff and the mentors made him clearly understand the significance of implementing a quality management system. Moreover, the formation of the fortnightly laboratory meetings to provide reports, feedback and recommendations accelerated the implementation of the quality management system using GCLP guidelines.

Conducting training on-site has also been shown to be an improvement factor during QMS implementation (Nkwawir *et al.*, 2014). The trainings conducted at KEMRI-CMR laboratory coupled with twinning of the KEMRI-CMR laboratory staff to the KWTRP through exchange visits also accelerated the implementation of a QMS. Conducting mandatory (Basic GCLP, SOP writing, confidentiality, blinding and patient safety monitoring and analytical plan writing) and supplementary QMS training to cover best laboratory practices within the KEMRI-CMR laboratory led to more staff being trained (Figure 4).

Using the twinning model or the institutional mentorship approach (Makokha *et al.*, 2014) helped the mentor to more fully understand the operational functionality of the mentee laboratory by participating in the laboratory activities, providing hands-on trainings and guidance regarding what aspects of the quality management system to be implemented.

In addition, the continued presence of the mentors at the KEMRI-CMR laboratory during the entire QMS implementation period helped to design specific activities tailored in their approach to assisting laboratory improvements, developing a working culture that emphasizes quality and a sustainable QMS as previously implemented by other organizations during their QMS journey (Nkwawir *et al.*, 2014). Only one training (GCLP training) was attended by staff drawn from other departments.

This was to enhance their understanding of the GCLP concept so that they could support the laboratory's journey of implementing the quality management system. The experience at KEMRI-CMR during the quality implementation process clearly reveals what other laboratories that fully commit their concerted effort can achieve in implementing a quality improvement process.

Conclusions

Implementing an efficient and effective quality management system requires a system-wise approach and strong teamwork to ensure that set goals and objectives are realized. Compliance with GCLP standards, coupled with periodic audits/assessments, will help ensure that clinical research and trials performed at KEMRI-CMR meets international standards. Involving all laboratory personnel in the implementation of a QMS process is critical to its success. The use of an institutional mentorship (twinning) approach also shows the potential for future collaborations between accredited and non-accredited organizations and can be used to accelerate the implementation of a good QMS and continuous improvement.

Data availability

Data generated in the present study are available on figshare, DOI: <https://doi.org/10.6084/m9.figshare.7200707> (Gumba, 2018).

Grant information

This study was funded by the Wellcome Trust (203077).

The funders had no role in study design, data collection and analysis, decision to publish, or preparation of the manuscript.

References

- Andiric LR, Massambu CG: **One laboratory's progress toward accreditation in Tanzania.** *Afr J Lab Med.* 2014; 3(2): 202.
[PubMed Abstract](#) | [Publisher Full Text](#) | [Free Full Text](#)
- Ezzelle J, Rodriguez-Chavez IR, Darden JM, *et al.*: **Guidelines on good clinical laboratory practice: bridging operations between research and clinical research laboratories.** *J Pharm Biomed Anal.* 2008; 46(1): 18–29.
[PubMed Abstract](#) | [Publisher Full Text](#) | [Free Full Text](#)
- Gershly-Damet GM, Rotz P, Cross D, *et al.*: **The World Health Organization African region laboratory accreditation process: improving the quality of laboratory systems in the African region.** *Am J Clin Pathol.* 2010; 134(3): 393–400.
[PubMed Abstract](#) | [Publisher Full Text](#)
- Gostin LO, Waxman HA, Foegen W: **The president's national security agenda: curtailing Ebola, safeguarding the future.** *JAMA.* 2015; 313(1): 27–8.
[PubMed Abstract](#) | [Publisher Full Text](#)
- Gumba H: **KEMRI-CMR Data collected & analyzed.xls.** *figshare.* Dataset. 2018.
- Harteloh PP: **Understanding the quality concept in health care.** *Accred Qual Assu.* 2004; 9(1–2): 92–5.
[Publisher Full Text](#)
- Heymann DL, Chen L, Takemi K, *et al.*: **Global health security: the wider lessons from the west African Ebola virus disease epidemic.** *Lancet.* 2015; 385(9980): 1884–901.
[PubMed Abstract](#) | [Publisher Full Text](#) | [Free Full Text](#)
- Kenya Medical Research Institute (KEMRI) website. Accessed on 13 July 2018.
[Reference Source](#)
- Khamis N, Abraham MN, Jamaludin KR, *et al.*: **Development of 5S practice checklist for manufacturing industry.** In: *Proceedings of the World Congress on Engineering.* 2009; 1: ISBN: 978-988-17012-5-1.
[Reference Source](#)
- Kobayashi K: **What is 5S? A Content Analysis of Japanese Management Approach.** Unpublished Master's Thesis, Griffith University, Southport. 2005.
[Reference Source](#)
- Maina RN, Mengo DM, Mohamad AD, *et al.*: **Progressing beyond SLMTA: Are internal audits and corrective action the key drivers of quality improvement?** *Afr J Lab Med.* 2014; 3(2): 222.
[PubMed Abstract](#) | [Publisher Full Text](#) | [Free Full Text](#)
- Makokha EP, Mwalili S, Basiye FL, *et al.*: **Using standard and institutional mentorship models to implement SLMTA in Kenya.** *Afr J Lab Med.* 2014; 3(2): 220.
[PubMed Abstract](#) | [Publisher Full Text](#) | [Free Full Text](#)
- Martin R, Hearn TL, Ridderhof JC, *et al.*: **Implementation of a quality systems approach for laboratory practice in resource-constrained countries.** *AIDS.* 2005; 19 Suppl 2: S59–S65.
[PubMed Abstract](#) | [Publisher Full Text](#)
- Nkengasong JN: **A shifting paradigm in strengthening laboratory health systems for global health: acting now, acting collectively, but acting differently.** *Am J Clin Pathol.* 2010; 134(3): 359–360.
[PubMed Abstract](#) | [Publisher Full Text](#)
- Nkwawir SC, Batumani NN, Maruta T, *et al.*: **From grass to grace: How SLMTA revolutionised the Bamenda Regional Hospital Laboratory in Cameroon.**

Afr J Lab Med. 2014; **3**(2): 203.

[PubMed Abstract](#) | [Publisher Full Text](#) | [Free Full Text](#)

Qualogy Good Clinical Laboratory practice accreditation. Accessed on 11 July 2018.
[Reference Source](#)

Sarzotti-Kelsoe M, Cox J, Cleland N, *et al.*: **Evaluation and recommendations on good clinical laboratory practice guidelines for phase I-III clinical trials.** *PLoS Med.* 2009; **6**(5): e1000067.

[PubMed Abstract](#) | [Publisher Full Text](#) | [Free Full Text](#)

Stiles T, Grant V, Mawbey N: **Good clinical laboratory practice (GCLP): A quality system for laboratories which undertake the analyses of samples from clinical trials.** Ipswich (UK): British Association of Research Quality Assurance. 2003; 1–17,

ISBN 1-904610-00-5.

[Reference Source](#)

Sollecito WA, Johnson JK: **McLaughlin and Kaluzny's Continuous Quality Improvement in Health Care.** Jones & Bartlett Learning, Sudbury, Mass. 2012.

Todd CA, Sanchez AM, Garcia A, *et al.*: **Implementation of Good Clinical Laboratory Practice (GCLP) guidelines within the External Quality Assurance Program Oversight Laboratory (EQAPOL).** *J Immunol Methods.* 2014; **409**: 91–8.

[PubMed Abstract](#) | [Publisher Full Text](#) | [Free Full Text](#)

Wians FH: **Clinical laboratory tests: Which, why, and what do the results mean?** *Lab Medicine.* 2009; **40**(2): 105–113.

[Publisher Full Text](#)

Open Peer Review

Current Peer Review Status:  

Version 1

Reviewer Report 19 December 2018

<https://doi.org/10.21956/wellcomeopenres.16195.r34150>

© 2018 Chetty P. This is an open access peer review report distributed under the terms of the [Creative Commons Attribution Licence](#), which permits unrestricted use, distribution, and reproduction in any medium, provided the original work is properly cited.



Paramesh Chetty

Human Immunology Laboratory (HIL), International AIDS Vaccine Initiative (IAVI), London, UK

1. The author mentions that GCLP is a standard when it is a guideline. Need to give some background as to why BARQA GCLP guideline was adopted.
2. Give more mention on resources as to implement the GCLP guidelines for GCLP compliance as mentioned it ensures all documentation are in place that must be followed to ensure GCLP compliance. This requires basic resources, unless the facility is relatively under-staffed.
3. Elaborate on the baseline assessment and disaggregate the non-conformances to the categories or topics of the training offered. This will give a clearer view of what non-conformances were resolved at exit visit and what was not.
4. There must be more background on why the Kaizen 5S approach was used and if this approach was also used at the KEMRI-Kilifi facility and proved to be successful.
5. Table 1: Give the details of the sections and the total points, but not more information on how the point scoring worked and was it related to findings. More information required on the types of findings (Differentiate between major and minor and advise what is acceptable to be GCLP compliant). Do a comparison between baseline, mid-term and exit audit against the findings to conclude if the facility is GCLP compliant as there are still higher major findings than minor at exit audit.
6. Need to be clearer in conclusion as to the outcome and impact and not only the output (e.g. Numbers only of those staff trained and non-conformances identified). Even though the non-compliances were reduced, did the non-conformances at the exit visit still impact the GCLP compliance of the site?

Is the work clearly and accurately presented and does it cite the current literature?

Yes

Is the study design appropriate and is the work technically sound?

Yes

Are sufficient details of methods and analysis provided to allow replication by others?

Yes

If applicable, is the statistical analysis and its interpretation appropriate?

Yes

Are all the source data underlying the results available to ensure full reproducibility?

Yes

Are the conclusions drawn adequately supported by the results?

Partly

Competing Interests: No competing interests were disclosed.

I confirm that I have read this submission and believe that I have an appropriate level of expertise to confirm that it is of an acceptable scientific standard.

Reviewer Report 18 December 2018

<https://doi.org/10.21956/wellcomeopenres.16195.r34152>

© 2018 Njuguna R. This is an open access peer review report distributed under the terms of the [Creative Commons Attribution Licence](#), which permits unrestricted use, distribution, and reproduction in any medium, provided the original work is properly cited.



Robert Njuguna

Kenya Accreditation Service (KENAS), Nairobi, Kenya

1. The problem statement (last paragraph under the background) needs to come out clearly to state how existing resources and quality systems impact GCLP implementation. Do we want others to learn from us how to implement QMS and better use of resources?
2. First paragraph under methods "This paper describes implementation of Good Clinical Laboratory Practice (GCLP) at the Kenya Medical Research Institute-Center for Microbiology Research (KEMRI-CMR) as part of a quality system to support medical research" fits well with background. I suggest it moves to the background in a summarized form.
3. There is no need to write GCLP in full since it's already under the background. It's enough to just abbreviate in all subsequent paragraphs.
4. "The aim was compliance and continuous monitoring to meet international GCLP standards in a way that could be replicated in other research organizations". I suggest the aims go under the background.

5. The author needs to state what the outcome of the baseline assessment was so that this can be compared with the mid-term and exit assessment in terms of nonconformities etc. in the results section. Instead the author talks of what was done following the baseline assessment. This can be covered under the discussion section.
6. No need to mention the names/initials of mentors under Baseline, mid-term and exit assessments section. This may be included as roles for each author at the end of the manuscript.
7. Fig. 1 seems to be communicating information already covered in Fig. 2. I suggest removal of Fig. 1.
8. The first part of conclusion "involving staff in the implementation of QMS" is not very well supported by the results obtained in this study. Mentorship, trainings, active corrective actions following assessments are well supported by the results obtained.
9. "There was also slower progress in reporting of the results, planning of the work" this statement seems to be a repetition in the first paragraph of the discussion.
10. There seems to be minimal improvement in the QSC on 'conduct of work' yet this is not mentioned in the discussion.
11. In paragraph 4 of discussion the author seems to be focusing on personalities "His Open door" rather than position e.g. management/leadership.
12. In paragraph four of discussion fortnightly meetings are mentioned but this is not mentioned in methods. Consider having it in methods as part of the strategy that brought success. Also in the results in terms of how many meetings were held in this period compared to previously. This should support the conclusion that involvement of staff was instrumental in QMS implementation.
13. Paragraph five of the discussion need to specify which was mandatory training and which was supplemental training.

Is the work clearly and accurately presented and does it cite the current literature?

Yes

Is the study design appropriate and is the work technically sound?

Yes

Are sufficient details of methods and analysis provided to allow replication by others?

Yes

If applicable, is the statistical analysis and its interpretation appropriate?

Yes

Are all the source data underlying the results available to ensure full reproducibility?

Yes

Are the conclusions drawn adequately supported by the results?

Partly

Competing Interests: No competing interests were disclosed.

Reviewer Expertise: Quality management systems

I confirm that I have read this submission and believe that I have an appropriate level of expertise to confirm that it is of an acceptable scientific standard.

Comments on this article

Version 1

Author Response 13 Jun 2019

Horace Gumba, KEMRI-Wellcome Trust Research Programme, Kilifi, Kenya

All the comments and suggestions from the reviewers have been implemented in the revised version of this paper.

Competing Interests: No
