

ARTICLE

<https://doi.org/10.1038/s41467-018-08149-y>

OPEN

Strong-correlation induced high-mobility electrons in Dirac semimetal of perovskite oxide

J. Fujioka^{1,2,4}, R. Yamada¹, M. Kawamura³, S. Sakai³, M. Hirayama³, R. Arita^{1,3}, T. Okawa¹, D. Hashizume³, M. Hoshino^{2,3} & Y. Tokura^{1,3}

Electrons in conventional metals become less mobile under the influence of electron correlation. Contrary to this empirical knowledge, we report here that electrons with the highest mobility ever found in known bulk oxide semiconductors emerge in the strong-correlation regime of the Dirac semimetal of perovskite CaIrO_3 . The transport measurements reveal that the high mobility exceeding $60,000 \text{ cm}^2 \text{ V}^{-1} \text{ s}^{-1}$ originates from the proximity of the Fermi energy to the Dirac node ($\Delta E < 10 \text{ meV}$). The calculation based on the density functional theory and the dynamical mean field theory reveals that the energy difference becomes smaller as the system approaches the Mott transition, highlighting a crucial role of correlation effects cooperating with the spin-orbit coupling. The correlation-induced self-tuning of Dirac node enables the quantum limit at a modest magnetic field with a giant magnetoresistance, thus providing an ideal platform to study the novel phenomena of correlated Dirac electron.

¹Department of Applied Physics, University of Tokyo, Tokyo 113-8656, Japan. ²PRESTO, Japan Science and Technology Agency, Kawaguchi 332-0012, Japan. ³RIKEN Center for Emergent Matter Science (CEMS), Wako 351-0198, Japan. ⁴Present address: Graduate School of Pure and Applied Science, University of Tsukuba, Tsukuba, Ibaraki, Japan. Correspondence and requests for materials should be addressed to J.F. (email: fujioka@ims.tsukuba.ac.jp) or to Y.T. (email: tokura@riken.jp)

The topological (Dirac/Weyl) semimetal, a class of materials with the low-energy electronic excitations described by Dirac/Weyl electron of relativistic theory, exemplifies an active frontier of modern condensed matter science. Triggered by the research on three-dimensional Dirac/Weyl semimetals, various topological semimetals such as the nodal-line semimetal have been successively identified, and the scope of Dirac/Weyl electron in solid is expanding even beyond the scheme of relativistic particle in high-energy physics^{1,2}. A distinguished feature of Dirac/Weyl electron with massless or small effective mass character is its extremely high mobility, yielding a variety of unusual quantum transports. The representative examples are the room temperature quantum Hall effect in graphene³ or chiral anomaly in the Weyl semimetal⁴. Beyond the single-particle physics, currently, there is a growing interest in the strong-correlation effect on Dirac/Weyl electrons. In the magnetic quantum limit, wherein all electrons occupy the lowest Landau level (LL), the effect of Coulomb interaction is crucial, which offers a novel opportunity to study collective phenomena of relativistic electrons. Indeed, the bulk fractional quantum Hall effect, valley ordering, or nematic quantum liquid have been argued for bismuth^{5–7}. Recent research proposes the ordering of Weyl electron at extremely high magnetic fields above 80 T in the Weyl semimetal TaAs⁸.

Another route to realize the strong-correlation effect of the highly mobile Dirac/Weyl electrons is to utilize correlated electron materials. So far, only a few candidates of correlated Dirac/Weyl semimetals have been experimentally identified. Among them, the 5*d*-transition-metal oxide is a promising class of materials, where the interplay between electron correlation and relativistic spin-orbit interaction yields the Dirac/Weyl semimetal coupled to the Mott physics or magnetism^{9,10}. Indeed, the first prediction of magnetic Weyl semimetal has been done for the pyrochlore-type iridates, wherein signatures of correlated Weyl electron have been identified as anomalous magneto-transport phenomena^{9–12}. However, the strong electron correlation usually decreases the electron mobility along the promotion of electron localization, and thus quantum transport of relativistic electron would be hardly observed in this class of materials.

Contrary to this naive expectation, however, we report here for the strongly correlated Dirac semimetal CaIrO₃ that the combination of electron correlation and spin-orbit coupling cooperatively yields highly mobile electrons with the mobility exceeding 60,000 cm² V⁻¹ s⁻¹, the largest among the oxide semiconductors, as well as the unique quantum oscillation with giant positive magnetoresistivity ratio of 5500%.

Results

Material. Perovskite AIrO₃ (A = Ca, Sr) crystallizes in an orthorhombic perovskite structure with the GdFeO₃-type lattice distortion as shown Fig. 1a. The electronic state nearby the Fermi energy (E_F) is mainly composed of nearly half-filled $j_{\text{eff}} = 1/2$ multiplet of 5*d* orbitals of Ir⁴⁺ ion, leading to a semimetallic state with a few electron and hole pockets^{13–16}. The first principles calculation argues that this material is a nodal-line semimetal protected by the nonsymmorphic crystalline symmetry, wherein the conduction band and valence band cross along a closed line in momentum space as depicted in Fig. 1b¹³. For SrIrO₃ in the thin film form, the electron pocket with Dirac-like dispersion has been identified by the angle-resolved photoemission spectroscopy, and the Dirac node positions below E_F by more than 50 meV¹⁷. A striking feature of this material is the electron correlation can be effectively controlled by the one-electron bandwidth. Indeed, the modest reduction of one-electron bandwidth by the dimensional control or chemical substitution in SrIrO₃ causes the semimetal-

to-antiferromagnetic insulator transition^{18–20}. The one-electron bandwidth can also be controlled by the GdFeO₃-type lattice distortion (or Ir-O-Ir bond angle distortion) via replacing Sr with Ca; the effective electron correlation is enhanced approximately by 20% in CaIrO₃ compared with SrIrO₃, as measured from the increase of the bond angle distortion in the perovskite²¹. In this context, CaIrO₃ would be located in even closer proximity to the Mott transition, offering a rare opportunity to study the Mott criticality of Dirac electron. Nevertheless, the hallmark of Dirac electron such as the highly mobile electron showing the quantum transport has not been detected. One major obstacle is the difficulty in preparing the perovskite crystal structure of CaIrO₃, which is a metastable form at ambient pressure. To overcome this issue, we have employed a high-pressure synthesis technique and succeeded in synthesizing high-quality single crystals of perovskite CaIrO₃.

Transport measurements. Figure 1c shows the temperature dependence of resistivity of CaIrO₃. The resistivity shows a metallic temperature dependence above 150 K, whereas a notable peak emerges at around 20 K. The sign of Hall conductivity σ_{xy} indicates that the dominant carrier is electron type (Fig. 1d). At 0.12 K, a dispersion-type profile with a peak and dip is observed around ± 0.14 T, but diminishes as temperature increases. By employing the semiclassical Boltzmann formula (Supplementary Note 1), we extracted the density (n_{3D}) and mobility (μ_{tr}) of electrons. As shown in Fig. 1e, the mobility is enhanced with decreasing temperature and reaches 62,000 cm² V⁻¹ s⁻¹ at 0.12 K, which is exceptionally high among the typical bulk oxide semiconductors (see Fig. 1g). The enhancement of mobility is in parallel to that of electrical conductivity, while the carrier density is nearly temperature independent below 20 K (Fig. 1f). Therefore, it is likely that the peak of resistivity can be understood from the counter-balance of carrier density and mobility, and the highly mobile electrons govern the transport at low temperatures.

Figure 2a shows the magnetoresistivity at 0.12 K measured in varying magnetic field (B) and its direction within the ac plane. For $B||a$ ($\theta = 0^\circ$), the resistivity initially increases up to 2 T, decreases during 2–9 T, and exhibits two orders of magnitude increase above 9 T. By tilting the magnetic field from the a -axis, the giant magnetoresistivity above 9 T is suppressed and the resistivity moderately increases up to 14 T. Moreover, clear Shubnikov–de-Haas (SdH) oscillations are observed below 10 K. For $B||a$, two SdH oscillations are observed during 1–3 and 2–9 T. The latter (high-field oscillation) diminishes as θ increases, while the former (low-field oscillation) becomes clear at $\theta = 90^\circ$ ($B||c$). Figure 2b, c shows the oscillation components after subtraction of the non-oscillating background for high-field oscillation ($B||a$) and low-field oscillation ($B||c$), respectively. We plot the LL fan diagram to extract the oscillation frequency B_F and phase shift φ , following the Lifshitz–Onsager quantization rule $B_F/B = n - \varphi$ (inset to Fig. 2a). Here, the peak and valley positions, which are consistent with the second derivative of ρ_{xx} ($= d\rho_{xx}/dB^2$), are assigned to integer and half-integer, respectively. The linearity of the fan plot up to the quantum limit may be a consequence of small Zeeman splitting. First, we analyzed the high-field oscillation for $B||a$. The extracted B_F and φ are 11.2 T and -0.9 , respectively. The corresponding extremal area of Fermi surface (FS) is determined to be $S_F = 1.0 \times 10^{-3} \text{ \AA}^{-2}$ and the carrier density estimated from S_F is $2.1 \times 10^{17} \text{ cm}^{-3}$. Because of the absence of oscillation above 9 T and the small extremal area of FS ($B_F = 11.2$ T), it is likely that 9 T is sufficient to reach the quantum limit, where electrons of this FS start to occupy the lowest LL. We extracted the cyclotron mass m_c , Fermi velocity v_F , and Dingle temperature T_D according to the Lifshitz–Kosevich

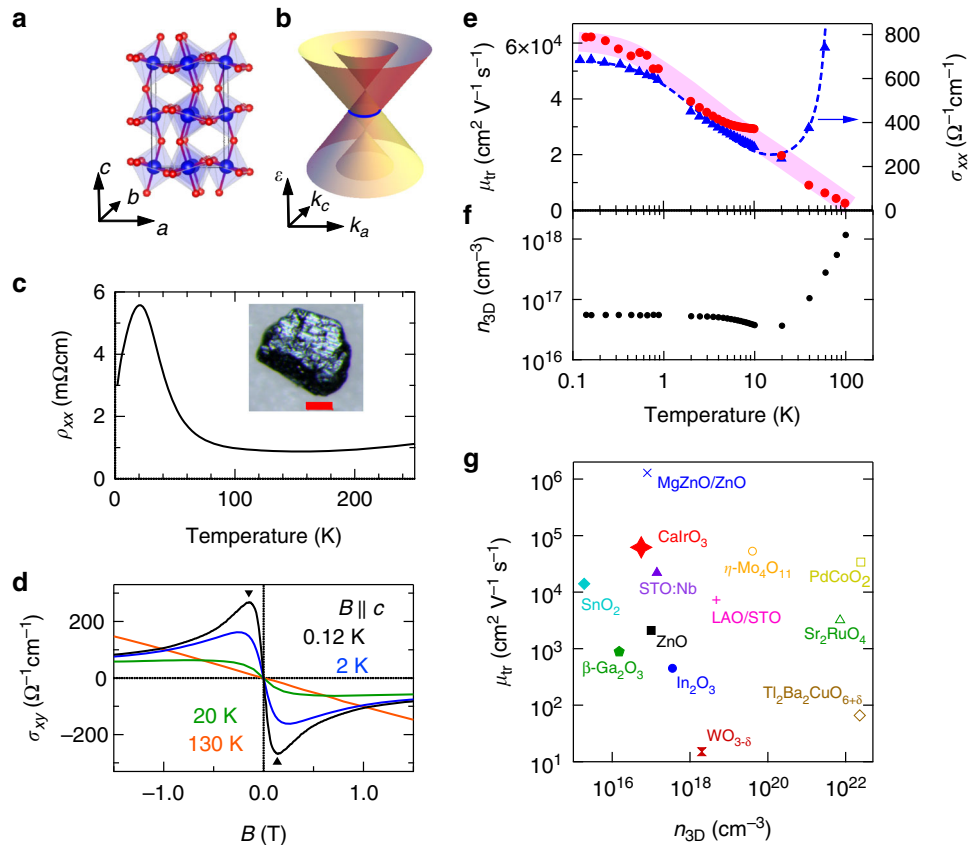


Fig. 1 Unusually large transport mobility in perovskite CaIrO_3 . **a** The crystal structure and **b** the sketch of Dirac-like dispersion near the line node (blue line). The primitive vectors a , b , and c are defined in the orthorhombic notation with space group $Pbnm$. **c** Temperature dependence of the resistivity. The inset is the photograph of single-crystalline CaIrO_3 . The red bar denotes the length of 100 μm . **d** The Hall conductivity σ_{xy} vs. B ($B = \mu_0 H$, with μ_0 the vacuum permittivity) at various temperatures. The reciprocal field of peak or dip as indicated by triangles corresponds to the averaged transport mobility μ_{tr} . **e, f** show the μ_{tr} and density (n_{3D}) of highest mobility carrier as a function of temperature. The temperature dependence of electrical conductivity σ_{xx} is also shown. **g** The μ_{tr} of typical high-mobility oxide semiconductors and metals^{21, 32–40} as well as the heterostructure of (Mg,Zn)O/ZnO⁴¹ and LAO(LaAlO₃)/STO(SrTiO₃)⁴². The carrier densities of heterostructures are derived by assuming the effective channel thickness of 10 nm

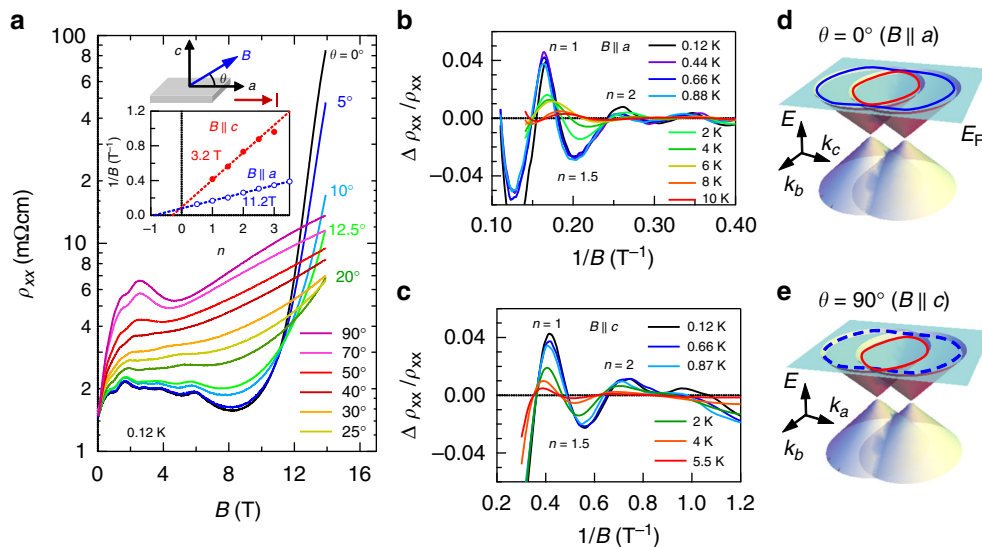


Fig. 2 Shubnikov-de-Haas (SdH) oscillations and giant positive magnetoresistivity. **a** The angular dependence of resistivity ρ_{xx} at 0.12 K. The SdH oscillation for 2–9 T is clear for $B \parallel a$, while that for 1–3 T is clear even for $B \parallel c$. The giant positive magnetoresistivity is observed above 9 T nearby $B \parallel a$. Inset shows the Landau index plot of the oscillation for $B \parallel a$ and $B \parallel c$ and illustration of measurement geometry for B and electrical current I ($\parallel a$). The tilting angle θ is defined as zero for $B \parallel a$. **b, c** Oscillatory component at various temperatures for $B \parallel a$ and for $B \parallel c$. **d, e** Illustration of band dispersion nearby the line node described in k_b - k_c plane and k_a - k_b plane. The red and blue line denotes the cross-section of inner- and outer-Fermi surface (FS), respectively. The SdH oscillation of outer-FS is not visible for $B \parallel c$, which is indicated by dashed lines

formula,

$$\Delta\rho_{xx}/\rho_{xx} \propto \exp(-x_D) \frac{x}{\sinh(x)} \cos 2\pi(B_F/B + \varphi), \quad (1)$$

with $x_D = 2\pi^2 k_B T_D / \hbar \omega_c$ and $x = 2\pi^2 k_B T / \hbar \omega_c$. The estimated m_c , v_F , and T_D are $0.31 \pm 0.04 m_0$, with m_0 the free electron mass, $6.9 \pm 0.6 \times 10^4 \text{ m s}^{-1}$, and 3.5 K, respectively (Supplementary Fig. 3a). We similarly analyzed the low-field oscillation for $B||c$. The oscillation frequency is extracted to be $B_F = 3.2 \text{ T}$ corresponding to the $S_F = 3.0 \times 10^{-4} \text{ \AA}^{-2}$, which is nearly one-third of that for high-field oscillation. Moreover, m_c , v_F , T_D , and φ are determined to be $0.12 \pm 0.04 m_0$, $8.7 \pm 1.2 \times 10^4 \text{ m s}^{-1}$, 4.5 K, and -0.3 , respectively. The extracted parameters for both oscillations are summarized in Supplementary Table 2.

Calculations based on density functional theory and dynamical mean field theory. To understand the observed transport properties, we carried out the calculation using the density functional theory combined with the dynamical mean field theory (DMFT) to calculate a realistic electronic structure subject to the Coulomb interaction U_{eff} and relativistic spin-orbit interaction (see Methods). The band structure with $U_{\text{eff}} = 0 \text{ eV}$ is displayed in Fig. 3a. The bands lying from -0.4 to 0.5 eV dominantly consist of $j_{\text{eff}} = 1/2$ state. Highly dispersing bands along X-U-Z line and R-T-Y line are crossing E_F , yielding electron pockets. Specifically, the Dirac-like linearly dispersing bands are seen nearby the U-point ($k_a = 0$, $k_b = \pi$, $k_c = \pi$); the band crossing constitutes a closed loop encircling the U-point on the $k_b = \pi$ plane (Fig. 3c) at -0.2 eV . Interestingly, the two bands are dispersing in nearly parallel in a wide energy regime, yielding two FS neighboring each other. On the other hand, the bands along R-T-Y, Z-Γ-Y, and Y-S-R lines show the parabolic dispersion. Figure 3b shows the band structure with $U_{\text{eff}} = 2.0 \text{ eV}$. The bandwidth of $j_{\text{eff}} = 1/2$ state is renormalized into the energy regime from -0.2 to 0.2 eV while keeping the presence of line node. Notably, both the electron and hole pockets shrink compared with the case of $U_{\text{eff}} = 0 \text{ eV}$ with keeping the charge neutrality. Indeed, bands around Y-S-R line are pushed down and the hole pocket around S-point vanishes. Figure 3d–g shows the magnified view nearby the U-point. With increasing U_{eff} , the bandwidth is significantly renormalized and v_F is reduced from $2.0 \times 10^5 \text{ m s}^{-1}$ at $U_{\text{eff}} = 0 \text{ eV}$ to $8.0 \times 10^4 \text{ m s}^{-1}$ at $U_{\text{eff}} = 2.0 \text{ eV}$ (Supplementary Figure 8). Consequently, the energy of the line node relative to E_F is squeezed from -0.2 eV at $U_{\text{eff}} = 0$ to -0.03 eV at $U_{\text{eff}} = 2.0 \text{ eV}$. This large renormalization is a precursory phenomenon of the Mott transition. The systematic evolution of band structure upon increasing U_{eff} suggests the remarkable scenario that the Fermi energy is most closely tuned to the Dirac node at the Mott criticality.

Fermi surface. Among the electron pockets around U-point and those around T-point, we conclude that the formers are the plausible candidates of the highly mobile electron by following reasons. First, the observed Fermi velocity is consistent with the calculated band structure. Second, the angular dependence of S_F is consistent with that expected from the electron pockets around U-point (Supplementary Note 3). In this context, it is conceivable that the low (high)-field oscillation is ascribed to the inner-FS (outer-FS) inherent to the Dirac-like dispersion as illustrated in Fig. 2d, e. Assuming that the Fermi velocities of inner- and outer-bands are equivalent and that their anisotropy can be neglected, the diameter of line node is estimated to be about 0.008 \AA^{-1} , which is as small as about 1/70 of the reciprocal lattice units π/a (Supplementary Note 3). Moreover, the energy of line node is estimated to be 5–8 meV below E_F . Such a nearly perfect tuning of E_F to the line node and the good agreement of v_F between the theory ($U_{\text{eff}} = 2.0 \text{ eV}$) and experiment verify the aforementioned scenario.

Giant magnetoresistivity. Having established these results, we discuss the origin of giant magnetoresistivity observed above 9 T. Figure 4a shows the θ -dependence of resistivity at various magnetic fields. As θ increases, the resistivity at 14 T rapidly decreases; the resistivity at $\theta = 20^\circ$ is $<1/10$ of that at $\theta = 0^\circ$. On the contrary, the resistivity at lower fields moderately increases as a function of θ . Figure 4b shows the temperature dependence of resistivity at $\theta = 0^\circ$ ($B||a$). With decreasing temperature, the resistivity increases at 14 T, but shows a metallic behavior below 8 T. The close similarity between the angular and temperature dependence of giant magnetoresistivity and those of high-frequency oscillation (Supplementary Figure 3 and Figure 5) suggests that the highly resistive state is inherent to the quantum limit of the outer-FS. Under sufficiently high magnetic fields in the quantum limit, the magnetic length $l_B = 1/\sqrt{eB}$ is reduced to the scale of Fermi wavelength, leading to the quasi-one-dimensional (1D) state dispersing along the field direction. The important consequence of quasi-1D confinement of Dirac electron is the gap opening or electron localization due to the strong enhancement of electron correlation or disorder effect as well as the inter-node mixing effect^{22–25}. Indeed, the temperature dependence of resistivity at $B(||a) = 14 \text{ T}$ can be described by the variable range hopping model with electron correlation or localized Tomonaga–Luttinger liquid model (Supplementary Figure 9). Thus, it is likely that the giant magnetoresistivity is ascribed to the gap-out of line node or the electron localization promoted by the magnetically induced quasi-1D confinement, which can be realized at the modest field as enabled by the nearly perfectly tuned line node. Such a quantum transport in the quantum limit has been rarely realized in existing Dirac/Weyl semimetals, which may characterize the emergent topological property of this correlated Dirac semimetal.

Discussions

We demonstrated that the electron correlation cooperative with the relativistic spin-orbit coupling yields unusually highly mobile electrons exceeding $60,000 \text{ cm}^2 \text{ V}^{-1} \text{ s}^{-1}$ in the Dirac semimetal perovskite CaIrO_3 . From the analysis of SdH oscillation, the Fermi energy is nearly pinned at the Dirac line node (within $\sim 8 \text{ meV}$) and the magnetic quantum limit is reached at the modest magnetic field of about 9 T. In the quantum limit, we identified a field-direction-sensitive giant positive magnetoresistivity with a ratio of about 5500% at 0.12 K and 14 T, suggesting the mass gap opening or the electron localization promoted by the quasi-1D confinement. The manifestation of highly mobile Dirac electrons in strongly correlated materials opens a new stage of research on quantum phenomena in topological materials.

Methods

Sample preparation and characterization. Single crystals of perovskite CaIrO_3 were grown by solid-state reaction using the cubic-anvil-type facility. The materials were heated up to 1200°C under 1 GPa, remained there for 10 min, and then quenched to room temperature. The high-pressure synthesis can provide the high-quality samples with the right stoichiometry (i.e., half band-filling). This is crucial to pin the Fermi energy nearby the Dirac line node. The typical size of crystal is about $0.5 \times 0.5 \times 0.3 \text{ mm}^3$ as shown in the inset to Fig. 1b. The crystal orientation was determined using the X-ray diffractometer.

The crystallographic symmetry is orthorhombic $Pbnm$, in agreement with the previous report according to powder X-ray diffraction²⁶. We analyzed the crystal structure on the basis of the collected data sets of single-crystal X-ray diffraction. Supplementary Figure 1 shows the typical X-ray diffraction pattern taken at 300 K. In total, the 14,436 reflections (799 independent reflections) up to $\sin \theta/\lambda = 0.92 \text{ \AA}^{-1}$ were observed. No superlattice reflections which violate the $Pbnm$ symmetry are discernible within the experimental accuracy. The derived structural parameters are listed in Supplementary Table 1.

Measurement of resistivity and Hall resistivity. Measurements of resistivity and Hall resistivity were performed by standard four-terminal geometry with indium electrode. The measurements above 2 K were done by using the Physical

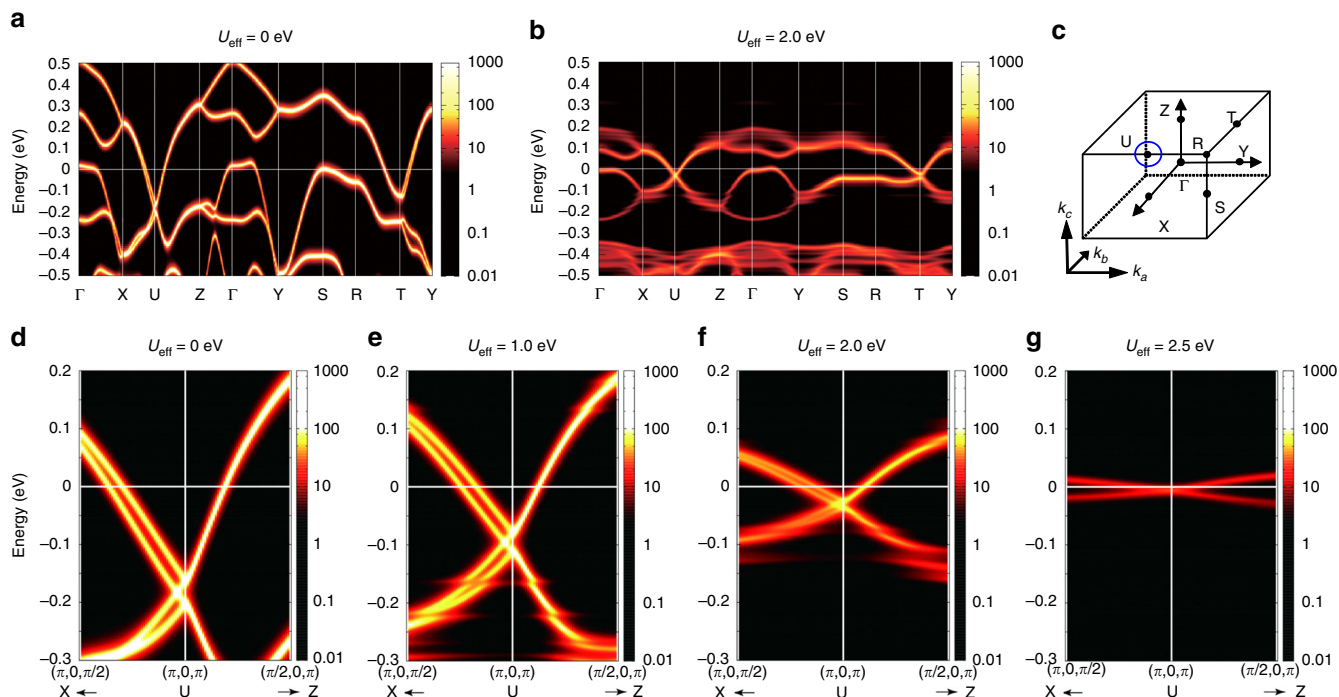


Fig. 3 Band structure calculated by density functional theory and dynamical mean field theory. **a, b** Overview of band structure with the Hubbard $U_{\text{eff}} = 0$ and 2.0 eV. The scale bar denotes the magnitude of spectral function. **c** Illustration of momentum space and position of Dirac line node (blue line). **d-g** The magnified view of band structure around the Dirac line node with different U_{eff} . The Dirac line node approaches the Fermi energy with increasing U_{eff} . The Dirac-like dispersion is significantly renormalized for $U_{\text{eff}} = 2.5$ eV, which is a precursory phenomenon of the Mott criticality. The averaged Fermi velocity is 2.0×10^5 , 1.8×10^5 , 8.1×10^4 , and 2.0×10^4 m s⁻¹ at $U_{\text{eff}} = 0, 1.0, 2.0,$ and 2.5 eV, respectively

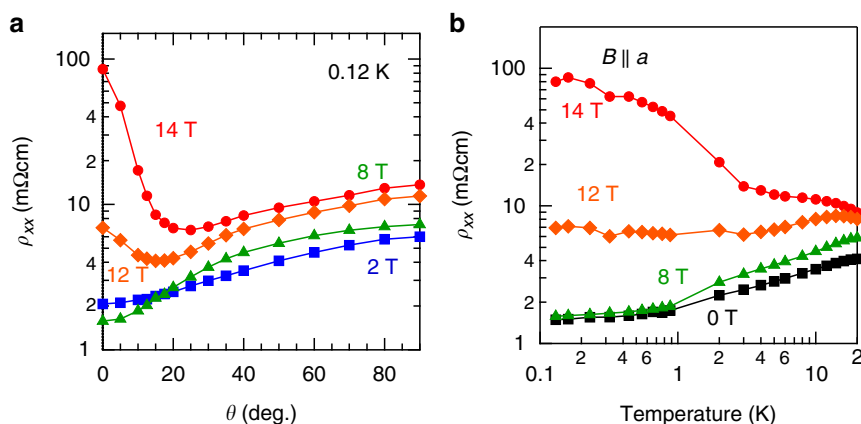


Fig. 4 Angular and temperature dependence of giant magnetoresistivity. **a** The resistivity at various magnetic fields vs. θ at 0.12 K. **b** Temperature dependence of resistivity for $B \parallel a$

Property Measurement System (Quantum Design). The measurement below 1 K was performed by using the dilution refrigerator equipped with the 14 T superconducting magnet (Oxford instruments). We employed a standard lock-in technique with a fixed excitation current (1–10 μ A) at low frequency (1–10 Hz).

Electronic structure calculation. We used the Perdew–Burke–Ernzerhof exchange–correlation functional²⁷ as implemented in the WIEN2K program²⁸. The muffin tin radii (R_{MT}) of 2.11, 2.00, and 1.77 bohr were used for Ca, Ir, and O, respectively. The maximum modulus for the reciprocal vectors K_{max} was chosen such that $R_{\text{MT}} K_{\text{max}} = 7.0$ and a $10 \times 10 \times 10$ k-mesh in the first Brillouin zone was used. We then constructed the Wannier functions for the t_{2g} bands, using the WIEN2WANNIER²⁹ and the WANNIER90³⁰ codes.

With these Wannier functions, we constructed a tight-binding model with three t_{2g} Wannier orbitals at each of four equivalent Ir sites in the unit cell. We considered the Hubbard-type onsite Coulomb interaction U_{eff} on the basis diagonalizing the local Hamiltonian, where U_{eff} is an orbital independent density–density-type interaction.

The correlation effects due to U_{eff} were taken in within the DMFT³¹, which counts the full local correlations while neglecting the nonlocal correlations, which are expected to be small in the present three-dimensional material. The impurity problem in the DMFT was solved with an exact diagonalization method, where the DMF is expressed by a finite number of bath sites. We used nine bath sites for this. Applying the Lanczos method to the finite-size Hamiltonian, we calculated the ground state and the self-energy. For real-frequency axis, we introduced an energy-smearing factor of 5 meV. This self-energy on real-frequency axis was used to calculate the spectral function plotted in Fig. 3. The calculated results show that the system persists to be metallic up to a relatively large value of U_{eff} . This is presumably because the semimetallic density of states of this material will not have a much benefit of the energy reduction due to the opening of the Mott gap.

Data availability

All data needed to evaluate the conclusions in the paper are present in the paper and/or the supplementary materials. Additional data requests should be addressed to the corresponding authors.

Received: 8 November 2018 Accepted: 20 December 2018

Published online: 21 January 2019

References

- Armitage, N. P., Mele, E. J. & Vishwanath, A. Weyl and Dirac semimetals in three dimensional solids. *Rev. Mod. Phys.* **90**, 015001 (2018).
- Bradlyn, B. et al. Beyond Dirac and Weyl fermions: unconventional quasiparticles in conventional crystals. *Science* **353**, aaf5037 (2016).
- Novoselov, K. S. et al. Room-temperature quantum Hall effect in graphene. *Science* **315**, 1379 (2007).
- Xiong, J. et al. Evidence for the chiral anomaly in the Dirac semimetal Na₃Bi. *Science* **350**, 413–416 (2015).
- Behnia, K., Balicas, L. & Kopelovich, Y. Signatures of electron fractionalization in ultraquantum bismuth. *Science* **317**, 1729–1731 (2007).
- Li, L. et al. Phase transitions of dirac electrons in bismuth. *Science* **321**, 547–550 (2008).
- Feldman, B. E. et al. Observation of a nematic quantum Hall liquid on the surface of bismuth. *Science* **354**, 316–321 (2016).
- Ramshaw, B. J. et al. Quantum limit transport and destruction of the Weyl nodes in TaAs. *Nat. Commun.* **9**, 2217 (2018).
- Wan, X., Turner, A. M., Vishwanath, A. & Savrasov, S. Y. Topological semimetal and Fermi-arc surface states in the electronic structure of pyrochlore iridates. *Phys. Rev. B* **83**, 205101 (2011).
- Witczak-Krempa, W. & Kim, Y. B. Topological and magnetic phases of interacting electrons in the pyrochlore iridates. *Phys. Rev. B* **85**, 045124 (2012).
- Ueda, K. et al. Spontaneous Hall effect in the Weyl semimetal candidate of all-in-all-out pyrochlore iridate. *Nat. Commun.* **9**, 3032 (2018).
- Juyal, A., Agarwal, A. & Mukhopadhyay, S. Negative longitudinal magnetoresistance in the density wave phase of Y₂Ir₂O₇. *Phys. Rev. Lett.* **120**, 096801 (2018).
- Carter, J. M. et al. Semimetal and topological insulator in perovskite iridates. *Phys. Rev. B* **85**, 115105 (2012).
- Zhang, H., Haule, K. & Vanderbilt, D. Effective $J = 1/2$ insulating state in Ruddlesden–Popper iridates: an LDA+DMFT study. *Phys. Rev. Lett.* **111**, 246402 (2013).
- Zhao, J. G. et al. High-pressure synthesis of orthorhombic SrIrO₃ perovskite and its positive magnetoresistance. *J. Appl. Phys.* **103**, 103706 (2008).
- Fujioka, J., Okawa, T., Yamamoto, A. & Tokura, Y. Correlated Dirac semimetallic state with unusual positive magnetoresistance in strain-free perovskite SrIrO₃. *Phys. Rev. B* **95**, 121102(R) (2017).
- Nie, Y. et al. Interplay of spin–orbit interactions, dimensionality, and octahedral rotations in semimetallic SrIrO₃. *Phys. Rev. Lett.* **114**, 016401 (2015).
- Matsuno, J. et al. Engineering a spin-orbital magnetic insulator by tailoring superlattices. *Phys. Rev. Lett.* **114**, 247209 (2015).
- Cui, Q. et al. Slater insulator in iridate perovskites with strong spin–orbit coupling. *Phys. Rev. Lett.* **117**, 176603 (2016).
- Imada, M., Fujimori, A. & Tokura, Y. Metal–insulator transitions. *Rev. Mod. Phys.* **70**, 1039 (1998).
- Tufte, O. N. & Chapman, P. W. Electron mobility in semiconducting strontium titanate. *Phys. Rev.* **155**, 796 (1967).
- Yang, K.-Y., Lu, Y.-M. & Ran, Y. Quantum Hall effects in a Weyl semimetal: possible application in pyrochlore iridates. *Phys. Rev. B* **84**, 075129 (2011).
- Wei, H., Chao, S.-P. & Aji, V. Excitonic phases from Weyl semimetals. *Phys. Rev. Lett.* **109**, 196403 (2012).
- Zhang, X.-X. & Nagaosa, N. Tomonaga–Luttinger liquid and localization in Weyl semimetals. *Phys. Rev. B* **95**, 205143 (2017).
- Kim, P., Ryoo, J. H. & Park, C.-H. Breakdown of the chiral anomaly in Weyl semimetals in a strong magnetic field. *Phys. Rev. Lett.* **119**, 266401 (2017).
- Cheng, J.-G. et al. High-pressure synthesis and physical properties of perovskite and post-perovskite Ca_{1-x}Sr_xIrO₃. *Phys. Rev. B* **83**, 064401 (2011).
- Perdew, J. P., Burke, K. & Ernzerhof, M. Generalized gradient approximation made simple. *Phys. Rev. Lett.* **77**, 3865 (1996).
- Blaha, P. et al. <http://www.wien2k.at>.
- Kunes, J. et al. Wien2wannier: from linearized augmented plane waves to maximally localized Wannier functions. *Comput. Phys. Commun.* **181**, 1888 (2010).
- Mostofi, A. A. et al. wannier90: a tool for obtaining maximally-localised Wannier functions. *Comput. Phys. Commun.* **178**, 685 (2008).
- Georges, A., Kotliar, G., Krauth, W. & Rozenberg, M. J. Dynamical mean-field theory of strongly correlated fermion systems and the limit of infinite dimensions. *Rev. Mod. Phys.* **68**, 13 (1996).
- Fonstad, C. G. & Rediker, R. H. Electrical properties of high-quality stannic oxide crystals. *J. Appl. Phys.* **42**, 2911 (1971).
- Look, D. C. et al. Electrical properties of bulk ZnO. *Solid State Commun.* **105**, 399–401 (1998).
- Weither, R. L. Electrical properties of single crystals of indium oxide. *J. Appl. Phys.* **33**, 2834 (1962).
- Oishi, T., Koga, Y., Harada, K. & Kasu, M. High-mobility β -Ga₂O₃ single crystals grown by edge-defined film-fed growth method and their Schottky barrier diodes with Ni contact. *Appl. Phys. Exp.* **8**, 031101 (2015).
- Berak, J. M. & Sienko, M. J. Effect of oxygen-deficiency on electrical transport properties of tungsten trioxide crystals. *J. Solid State Chem.* **2**, 109–133 (1970).
- Hicks, C. W. et al. Quantum oscillations and high carrier mobility in the delafossite PdCoO₂. *Phys. Rev. Lett.* **109**, 116401 (2012).
- Mackenzie, A. P. & Maeno, Y. The superconductivity of Sr₂RuO₄ and the physics of spin-triplet pairing. *Rev. Mod. Phys.* **75**, 657 (2003).
- Vignolle, B. et al. Quantum oscillations in an overdoped high-Tc superconductor. *Nature* **455**, 952–955 (2008).
- Inoue, M., Ohara, S., Horisaka, S., Koyano, M. & Negishi, H. *Phys. Stat. Sol. (b)* **148**, 659–671 (1988).
- Falson, J. et al. MgZnO/ZnO heterostructures with electron mobility exceeding 1×10^6 cm²/Vs. *Sci. Rep.* **6**, 26598 (2016).
- Xie, Y. et al. Quantum longitudinal and Hall transport at the LaAlO₃/SrTiO₃ interface at low electron densities. *Solid State Commun.* **197**, 25 (2014).

Acknowledgements

We thank A. Tsukazaki, M. Kawasaki, N. Nagaosa, S. Ishiwata, M. Tokunaga, F. Kagawa, M. Masuko, and R. Kaneko for fruitful discussion. This work was supported by a Japan Society for the Promotion of Science KAKENHI (Nos. 16H00981, 18H04214, 18H01171) from the MEXT and by PRESTO (No. JPMJPR15R5) and CREST (No. JPMJCR16F1), Japan Science and Technology Japan.

Author contributions

J.F. and Y.T. conceived the project. J.F., R.Y. and T.O. grew the single-crystalline CaIrO₃ and performed the characterization with the help of M.H. and D.H., J.F., R.Y. and M.K. conducted the transport measurement and analyzed the data. S.S., M.H. and R.A. performed the electronic structure calculation. J.F., S.S. and Y.T. wrote the manuscript with contributions from all authors.

Additional information

Supplementary Information accompanies this paper at <https://doi.org/10.1038/s41467-018-08149-y>.

Competing interests: The authors declare no competing interests.

Reprints and permission information is available online at <http://npg.nature.com/reprintsandpermissions/>

Journal peer review information: *Nature Communications* thanks the anonymous reviewers for their contributions to the peer review of this work. Peer Reviewer Reports are available.

Publisher's note: Springer Nature remains neutral with regard to jurisdictional claims in published maps and institutional affiliations.



Open Access This article is licensed under a Creative Commons Attribution 4.0 International License, which permits use, sharing, adaptation, distribution and reproduction in any medium or format, as long as you give appropriate credit to the original author(s) and the source, provide a link to the Creative Commons license, and indicate if changes were made. The images or other third party material in this article are included in the article's Creative Commons license, unless indicated otherwise in a credit line to the material. If material is not included in the article's Creative Commons license and your intended use is not permitted by statutory regulation or exceeds the permitted use, you will need to obtain permission directly from the copyright holder. To view a copy of this license, visit <http://creativecommons.org/licenses/by/4.0/>.

© The Author(s) 2019