

CHEMISTRY

Catalyst-free, highly selective synthesis of ammonia from nitrogen and water by a plasma electrolytic system

Ryan Hawtof, Souvik Ghosh, Evan Guarr, Cheyan Xu, R. Mohan Sankaran*, Julie Nicole Renner*

There is a growing need for scalable ammonia synthesis at ambient conditions that relies on renewable sources of energy and feedstocks to replace the Haber-Bosch process. Electrically driven approaches are an ideal strategy for the reduction of nitrogen to ammonia but, to date, have suffered from low selectivity associated with the catalyst. Here, we present a hybrid electrolytic system characterized by a gaseous plasma electrode that facilitates the study of ammonia formation in the absence of any material surface. We find record-high faradaic efficiency (up to 100%) for ammonia from nitrogen and water at atmospheric pressure and temperature with this system. Ammonia measurements under varying reaction conditions in combination with scavengers reveal that the unprecedented selectivity is achieved by solvated electrons produced at the plasma-water interface, which react favorably with protons to produce the key hydrogen radical intermediate. Our results demonstrate that limitations in selectivity can be circumvented by using catalyst-free solvated electron chemistry. In the absence of adsorption steps, the importance of controlling proton concentration and transport is also revealed.

INTRODUCTION

The artificial fixation of nitrogen (N_2) has an enormous energy, environmental, and societal impact, the most important of which is the synthesis of ammonia (NH_3) for fertilizers that helps support nearly half of the world's population (1). Industrially, NH_3 is currently produced via the Haber-Bosch (H-B) process by reacting N_2 with hydrogen (H_2) over an iron-based catalyst at high pressure (150 to 300 atm) and high temperature (400° to 500°C) (2). This heterogeneous reaction scheme consumes more energy and contributes more greenhouse gas emissions than any other process associated with the top large-volume chemicals manufactured worldwide (3). A critical reason is that the source of H_2 for H-B is fossil fuels, and either coal or natural gas must be catalytically converted in multiple steps before NH_3 synthesis takes place. Because of the low single-pass conversion efficiency (15%) and high temperatures and high pressures, plants that implement H-B are large and centralized to be economical, making them difficult to integrate with renewable sources of H_2 such as electrolysis (4).

Strategies for large-scale NH_3 synthesis at ambient conditions that use renewable sources, such as water or H_2 from electrolysis, are being explored and include photochemical (5) and electrochemical (6) processes. The major drawback with these approaches has been poor selectivity (<1%) for the desired NH_3 product (7) largely related to the catalyst. Photochemical reduction suffers from weak adsorption of N_2 on the surface of and oxidation of the reaction products by the holes in semiconductor catalysts (8). Electrochemical reduction has been characterized by large overpotentials that are required for the relatively stable N_2 to associatively or dissociatively adsorb on a metal catalyst and energetically satisfy multiple intermediates involved in the complex reaction mechanism (9, 10). Moreover, the electrocatalysts with the lowest overpotentials are metals that favor the adsorption of hydrogen species (H_2 , H^+ , etc.)

over N_2 , making it difficult to suppress the hydrogen evolution reaction (HER), which ultimately compromises NH_3 formation (11).

Plasma-based processes are capable of activating N_2 without a catalyst by generating highly energetic electrons; nitrogen fixation to convert N_2 and oxygen (O_2) to nitrates (NO_x) occurs naturally in the atmosphere from lightning (12) and was industrially developed before H-B by forming an electric arc in air known as the Birkeland-Eyde process (13). More recently, plasmas have been combined with solid catalysts to enhance the heterogeneous reaction of N_2 and H_2 and enable NH_3 synthesis at atmospheric pressure and low temperature (14). The synthesis of NH_3 from water has also been reported (15). While these studies are promising, particularly the latter to avoid a dependence on fossil fuels (16), selective reduction of N_2 to NH_3 from renewable sources remains elusive.

Here, we report a hybrid electrolytic approach using a gaseous plasma electrode to study NH_3 formation at ambient temperature and pressure from N_2 and water free of any catalytic material surface. Distinct from other plasma-based processes such as lightning and the Birkeland-Eyde process, the conditions are controlled by removing air via a gas purge and reacting solvated electrons with water containing acid to selectively produce NH_3 . Solvated electrons, one of the most powerful reducing agents known, are injected into water from the plasma that is formed by electrical breakdown of an N_2 gas flow in contact with the liquid surface (17). The feasibility of solvated electrons reducing N_2 to NH_3 has been previously demonstrated using boron-doped diamond films but required ultraviolet radiation to generate the solvated electrons, and the surface termination influenced NH_3 formation (18). By using only electricity and forming the solvated electrons at a gas-liquid interface, we have discovered that high selectivity (up to 100%) and large production rate (0.44 mg/hour) are possible. Measurements of NH_3 at varying currents and pH and in the presence of scavengers for potential reaction intermediates provide insight that a key step in our process is the reduction of protons (H^+) to hydrogen radicals ($H\cdot$) by solvated electrons. Moreover, we find that by removing kinetic barriers for adsorption to a surface, NH_3 formation depends primarily on the concentration and transport of H^+ . These results elucidate

Copyright © 2019
The Authors, some
rights reserved;
exclusive licensee
American Association
for the Advancement
of Science. No claim to
original U.S. Government
Works. Distributed
under a Creative
Commons Attribution
NonCommercial
License 4.0 (CC BY-NC).

Department of Chemical and Biomolecular Engineering, Case Western Reserve University, Cleveland, OH, USA.

*Corresponding author. Email: mohan@case.edu (R.M.S.); julie.renner@case.edu (J.N.R.)

how solvated electron chemistry can be harnessed to circumvent limitations in selectivity associated with the catalyst for NH_3 production from renewable energy sources.

RESULTS

NH_3 formation in a plasma electrolytic system

The synthesis of NH_3 from N_2 and water was carried out in a plasma electrolytic system schematically depicted in Fig. 1A. The setup bears similarity to electrochemical approaches except that the metal cathode was replaced by a plasma formed in a gas gap between a stainless steel nozzle and the solution surface. Details of this general approach have been reported elsewhere (19). Here, to study NH_3 formation, both argon (Ar) and N_2 were investigated as the plasma supply and purge gas. We performed all the experiments with a platinum (Pt) electrode immersed in the solution, which operated

as the anode. The solution contained sulfuric acid (H_2SO_4) in deionized water (18.2 megohm) to both supply protons (H^+) for N_2 reduction and trap the as-synthesized NH_3 .

We initially performed a series of control experiments to verify NH_3 formation under the same amount of time and current of 45 min and 6 mA, respectively. Figure 1B shows the average mass of NH_3 produced for the following configurations: (i) N_2 both flowing into the cathode tube where the plasma is normally generated and bubbled through the solution to purge, but no electrical power applied (i.e., no plasma generated); (ii) Ar as both the supply gas in the plasma and the purge gas; (iii) Ar as the supply gas in the plasma and N_2 as the purge gas; and (iv) N_2 as both the supply gas in the plasma and the purge gas. The complete set of data for all trials is shown in table S1A. Without a plasma, or with only Ar in the system, no detectable amount of NH_3 was found. When only Ar is present, the products are assumed to be H_2 and O_2 gas, the result of water

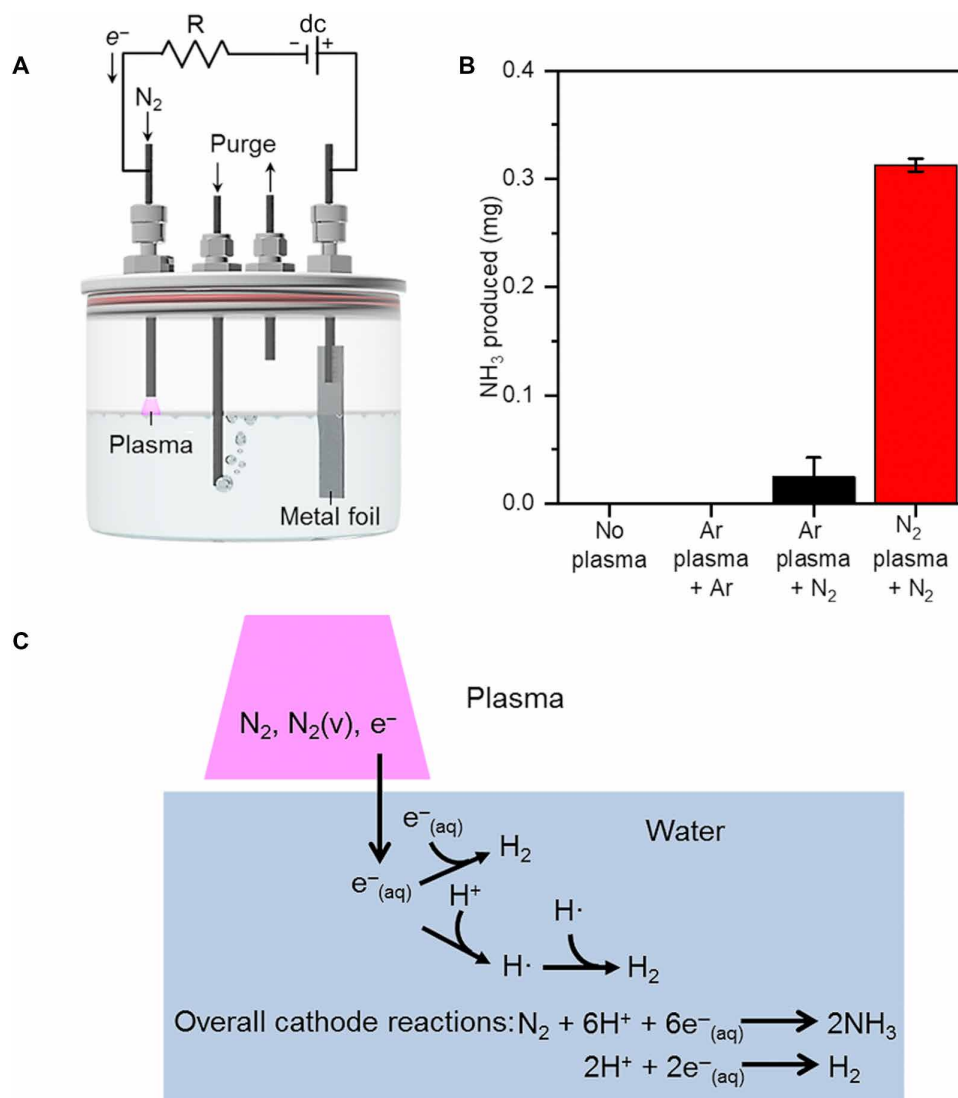


Fig. 1. Catalyst-free, electrolytic NH_3 production from N_2 and water using a plasma electrolytic system. (A) Schematic of the plasma electrolytic system operated by a dc power supply and galvanostatically controlled using a resistor (R) in series. The direction of electron flow (e^-) is indicated. (B) Total NH_3 produced after 45 min at 6 mA and pH 3.5 for various gas configurations and controls. (C) Potentially important species contained in the plasma, such as vibrationally excited N_2 [$\text{N}_2(v)$], and in the water, such as solvated electrons [$e^-_{(aq)}$], and their involvement in reactions, such as the generation of hydrogen radicals (H \cdot), that lead to NH_3 formation. The overall reactions for N_2 reduction to NH_3 and H_2 evolution (under acidic conditions) at the cathode are shown.

electrolysis, as demonstrated in previous studies (20). In comparison, NH_3 was produced (statistically nonzero; table S1B) when N_2 was either the purge or the plasma supply gas, confirming that it was not coming from other sources including background contamination. The NH_3 yield was significantly larger with N_2 in the plasma compared with Ar in the plasma (table S1B).

A potential reaction mechanism for NH_3 synthesis by solvated electron chemistry was proposed by Christianson *et al.* (21) based on the reduction of protons to hydrogen radicals ($\text{H}\cdot$), $\text{H}^+ + e^-(\text{aq}) \rightarrow \text{H}\cdot$, followed by sequential addition of $\text{H}\cdot$ to N_2 . This relatively simple picture is generally consistent with the associative pathway that has also been proposed for N_2 reduction in biological and electrochemical systems (7). As shown in Fig. 1C, analogous to electrochemical synthesis of NH_3 , the HER is a major competing reaction, reducing selectivity, and occurs via either the second-order recombination of solvated electrons, $2e^-(\text{aq}) + 2\text{H}_2\text{O} \rightarrow \text{H}_2 + 2\text{OH}^-$, or hydrogen radicals, $2\text{H}\cdot \rightarrow \text{H}_2$, with the latter predominant under acidic conditions. We note that the first and rate-limiting step of this previously proposed mechanism for NH_3 formation, which forms the reaction intermediate $\text{N}_2\text{H}\cdot$, is characterized by sluggish kinetics, and it is likely that the HER will dominate in this scenario. For this reason, while this mechanism may be relevant for our experiments with Ar in the plasma and N_2 bubbled, the relatively high NH_3 yield with N_2 in the plasma suggests a different pathway for NH_3 formation.

There are two aspects to our system that are distinct from that reported by Christianson *et al.* (see Fig. 1C). The first is that when N_2 is supplied in the plasma, an excess of N_2 is provided to the plasma-water interface. The solubility of N_2 in water at atmospheric pressure and room temperature (25°C) is relatively low (6.8×10^{-4} M) and, in the case of an Ar plasma, will be even further depleted as N_2 that is bubbled is converted to NH_3 . However, we estimate that the interfacial solvated electron concentration is ~ 0.5 mM at a current of 6 mA, and it is unlikely that the N_2 concentration at the interface could ever be high enough to overcome the much faster HER and explain the observed higher NH_3 yield. The second difference in our system is that N_2 in the plasma could lead to gas-phase excitation or dissociation of N_2 . We point out that at atmospheric pressure, the electron energies in a plasma are dampened by collisions and the most likely mode of excitation is vibrational, which has the lowest energy threshold. In catalytic conversion of N_2 and H_2 to NH_3 , the importance of vibrationally excited N_2 in lowering the activation barrier for the initial dissociative adsorption step is well known (14). The role of such excited species in plasma-water interfacial chemistry has not been reported, but we suggest, based on our results, that it is possible that vibrationally excited N_2 reacts in a water vapor layer to form an intermediate that then dissolves at sufficiently high concentrations with favorable kinetics toward solvated electrons or H atoms to enhance NH_3 formation.

NH_3 yield and efficiency

NH_3 yield and efficiency in the plasma electrolytic system were examined by measuring the amount of NH_3 synthesized after different processing times and at different steady-state operating currents. Figure 2A shows the average mass of NH_3 obtained as a function of time at a current of 6 mA and a pH of 3.5. The complete set of data for all trials is shown in table S2A. A linear increase in NH_3 produced with time would indicate a constant production rate, but we find that the rate changes, decreasing after 10 min. The efficiency was estimated by comparing the measured NH_3 mass at each time point

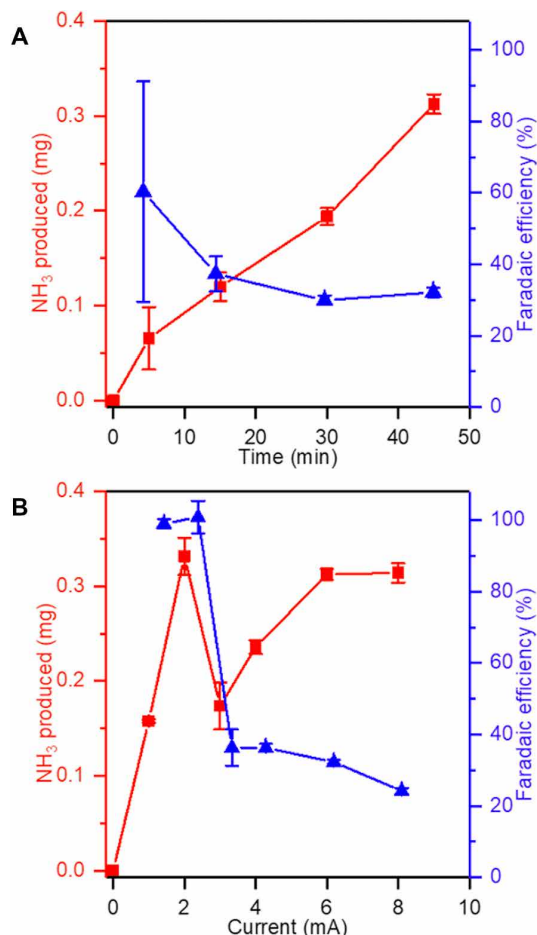


Fig. 2. NH_3 yield and efficiency in the plasma electrolytic system. (A) Total NH_3 produced and corresponding faradaic efficiency after different processing times at 6 mA and pH 3.5. No NH_3 is produced at 0 min based on the untreated electrolyte solution. (B) Total NH_3 produced and corresponding faradaic efficiency as a function of current after 45 min at pH 3.5. No NH_3 is produced at 0 mA based on the control experiment (see table S1A).

to the amount of NH_3 calculated from Faraday's law assuming a three-electron reaction (see the Supplementary Materials for details). We note that while the set point for the current through the hybrid electrolytic system was kept constant, there were small fluctuations over the duration of the experiments arising from plasma instabilities, particularly when the plasma was ignited (fig. S1). Over the experimental period, these fluctuations did not cause substantial deviations from the average current because they occurred on very short time scales on the order of seconds. Nonetheless, to ensure that the faradaic amount of NH_3 calculated was precise, the temporal current, $I(t)$, was monitored and integrated to obtain the total charge, $Q = \int I(t)dt$. As a function of process time, the average faradaic efficiency is found to decrease from $\sim 60\%$ at 5 min to a statistically indistinguishable value of $\sim 30\%$ at 30 and 45 min (table S2B), consistent with the observed changes in the NH_3 production rate. A longer time trial of 5 hours was also conducted, and the faradaic efficiency was only slightly lower than at 45 min (24.9% compared with 32.2%), confirming that the observed trends are maintained (table S2A).

Figure 2B shows the average mass of NH_3 produced as a function of current after 45 min and at pH 3.5. The complete set of data for

all trials is shown in table S3A. The current that drives the plasma electrolytic system is measured at the power supply and is the same as the plasma current which, like the Pt anode, is electrically connected in series. Increasing the plasma current leads to an increase in the number of gas-phase electrons, which could excite N_2 or be injected from the plasma into the solution (19), and based on our proposed mechanism, should increase NH_3 production. Here, however, we find that the NH_3 yield exhibits a rather complicated dependence on current, significantly increasing from 1 to 2 mA, then decreasing significantly from 2 to 3 mA, and then increasing again from 3 to 6 mA before staying constant from 6 to 8 mA (table S3B). We suggest that, as the current is increased >2 mA, the injected electrons are involved in competing reactions that do not form NH_3 . This apparent decrease in selectivity toward NH_3 is corroborated by the faradaic efficiency, which decreases significantly from 2 to 3 mA and then decreases more slowly but statistically significantly from 4 to 8 mA (table S3B). The most likely reaction pathway that competes with NH_3 formation is the HER, which occurs by recombination of either solvated electrons or $H\cdot$ (see Fig. 1C). In general, the HER is kinetically favored at higher concentrations of solvated electrons or $H\cdot$ because of the second-order dependence. Assuming that the solution volume over which the solvated electrons or $H\cdot$ are generated is constant, increasing the current would increase their concentrations and support the observed trends in faradaic efficiency.

The high, $\sim 100\%$ faradaic efficiency at <2 mA indicates that the competing HER is negligible. In support, we measured H_2 production by analyzing the exhaust gas from the reactor using residual gas analysis (RGA) and gas chromatography (GC). RGA measurements at 2 mA showed no detectable change in the H_2 partial pressure from background at any time during plasma operation (fig. S2). GC measurements showed no discernible peak corresponding to H_2 up to 30 min at 1 mA and up to 15 min at 2 mA (table S3C). A small peak was observed at 1 mA after 45 min equivalent to a concentration of 6 ppm H_2 , and at 2 mA after 30 and 45 min equivalent to 33 and 30 ppm, respectively (table S3C). We note that the generation of H_2 in our reactor over time is not necessarily inconsistent with our faradaic efficiency estimations. In contrast to the NH_3 measurements, which reflect how much is accumulated over time, the GC measures how much H_2 is produced at an exact time and, assuming that the rest of the current goes toward NH_3 production, provides only an instantaneous faradaic efficiency (see the Supplementary Materials for details). To obtain a comparable cumulative faradaic efficiency, we measured H_2 at other times and integrated the instantaneous faradaic efficiencies by assuming two-step functions to obtain an upper and a lower bound (fig. S3). This analysis showed faradaic efficiencies after 45 min of 95.1 to 100% at 1 mA and 77.9 to 95.9% at 2 mA, which agree well with the faradaic efficiencies independently obtained from NH_3 measurements (see table S3A).

NH_3 stability and trapping

While a notable amount of NH_3 was produced in a single-compartment cell setup, we addressed the potential decomposition of NH_3 by comparing it with a split H-cell geometry where the plasma cathode was operated in one compartment, the Pt anode was contained in the other, and the solutions in the two compartments were separated by a glass frit that allowed ionic contact but prevented mixing (fig. S4). If NH_3 is decomposed by oxidation at the anode in the single cell, then the measured amount of NH_3 would be lower than what is

actually produced at the cathode and the split cell would show a higher yield. Figure 3A compares the average masses of NH_3 produced in a single and split cell at 6 mA and pH 3.5 after different processing times. The complete set of data for all trials is shown in table S4A. The NH_3 yields were found to be statistically identical, indicating that NH_3 is not decomposed at the anode (table S4B). This is consistent with a previous report that proposed NH_3 decomposition occurs through a reaction with hydroxide ions (OH^-) and only becomes considerable in basic solutions (22). Another possible loss mechanism for NH_3 is simply vaporization because of its relatively low solubility. We studied the effectiveness of NH_3 trapping by varying the pH of our solution in the single cell and connecting the gas effluent from the cell to a second vessel containing a strongly acidic H_2SO_4 bath (pH 2) to ensure complete capture. Figure 3B shows the average mass of NH_3 measured in the main reaction cell and the second trap vessel at different pH. The complete set of data for all trials is shown in table S5A. The results confirm that for $pH \leq 5.5$, no detectable amount of NH_3 is lost from the reaction cell. The lack of any NH_3 collected in the trap under acidic conditions also shows that the NH_3 measured in our electrolytic process is not formed in the gas phase, for example, by reaction in the plasma

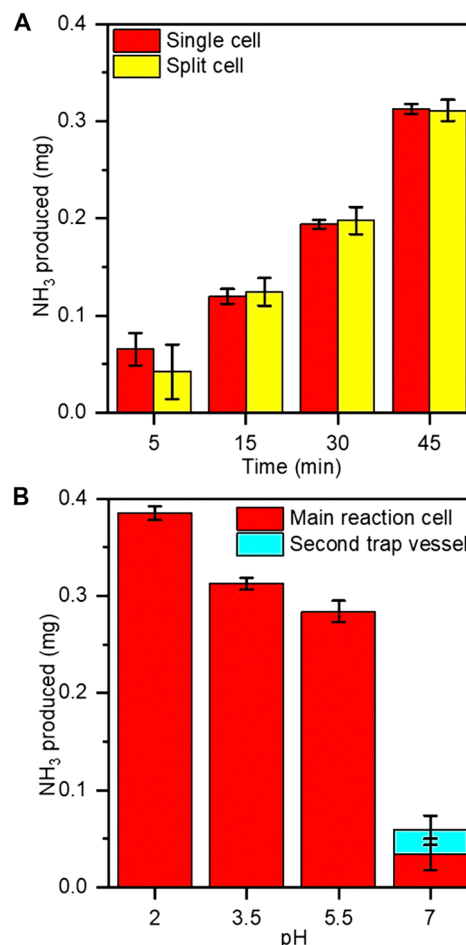


Fig. 3. Stability and trapping of NH_3 in the plasma electrolytic system. (A) Comparison of total NH_3 produced in split-compartment versus single-compartment cells at 6 mA and pH 3.5 after different processing times. (B) Total NH_3 captured in the main reaction cell and a secondary trap vessel as a function of pH in the main reaction cell. The secondary trap was a strongly acidic H_2SO_4 bath (pH 2).

between N_2 and H_2 produced from the HER or water vapor, but is formed in the solution. This was corroborated by RGA measurements that showed no detectable amount of NH_3 in the exhaust gas (fig. S2). We also observe that the NH_3 yield and faradaic efficiency significantly increase with decreasing pH (table S5B). This is consistent with the important role that $H\cdot$ plays and the contribution of the competing HER pathways (see Fig. 1C). Decreasing pH should lead to an increase in the proton (H^+) concentration and enhance the rate of H^+ reacting with solvated electrons via mass action to produce $H\cdot$ relative to the second-order recombination of solvated electrons (see Fig. 1C). The former reaction step leads to either NH_3 , by sequential addition to some nitrogen-containing intermediate, or H_2 , through the second-order recombination of $H\cdot$, while the latter reaction step results in H_2 . The pH trends for NH_3 yield and faradaic efficiency support this picture of the solvated electrons reacting favorably with H^+ , as the pH is decreased, and also show that the second-order recombination of $H\cdot$ does not become important even at the lowest pH tested, pH 2, where the H^+ and then the $H\cdot$ concentration could be high. This reaffirms that a nitrogen-containing intermediate is at sufficiently high concentrations in our process to react quickly with any available $H\cdot$ and form NH_3 . We note that the dependence of NH_3 formation on H^+ is independent of its trapping since all the NH_3 formed is effectively captured in the reaction cell at $pH \leq 5.5$.

NO_x scavenging and measurement

The crucial role of solvated electrons and $H\cdot$ in plasma electrolytic synthesis of NH_3 was verified by scavenger experiments. The high reactivity of these species allows a controlled impurity or scavenger to be added to the solution, which rapidly reacts to prevent their formation or convert them, potentially impeding their subsequent reaction. This approach is well known in radiation chemistry to elucidate reaction pathways involving solvated electron formation and their reaction by-products (23). Relevant to our study, scavengers have also been shown to reduce the concentration of solvated electrons generated by a plasma (17). We initially studied nitrate (NO_3^-), which has a high reactivity for presolvated electrons (24), the precursor to solvated electrons, and solvated electrons with a measured rate constant for plasma-injected solvated electrons, $k = 7.0 \pm 2.6 \times 10^9 \text{ M}^{-1} \text{ s}^{-1}$ (17), and would be expected to rapidly lower the solvated electron concentration, as depicted in Fig. 4A. Figure 4B shows that the NH_3 yield is slightly reduced by the addition of 10 mM NO_3^- and more substantially reduced (~50% reduction), but not completely suppressed, at 1 M. The complete set of data for all trials is shown in table S6A. We also studied nitrite (NO_2^-), which has been found to have a similar reactivity as NO_3^- for plasma-injected solvated electrons, $k = 5.2 \pm 2.6 \times 10^9 \text{ M}^{-1} \text{ s}^{-1}$, but reacts close to 500 times faster with $H\cdot$ (25) (see Fig. 4A). At the same concentrations as NO_3^- , NO_2^- more effectively reduced NH_3 production, with almost complete suppression at 1 M (see Fig. 4B and table S6B). We believe that both NO_3^- and NO_2^- do not completely suppress NH_3 formation at 10 mM because the scavenger concentration is actually much lower at the plasma-water interface, and the reactions involving the scavenger become mass transport limited. Previous measurements of the solvated electron concentration at the plasma-water interface by optical absorbance indicate that the scavenger bulk concentration must be higher than ~0.1 M to completely attenuate the absorption signal (17). The NO_2^- may be more effective at reducing NH_3 formation at this bulk concentration because of its en-

hanced reactivity with $H\cdot$. At 1 M bulk concentrations, the interfacial scavenger concentrations are sufficiently high to completely quench the solvated electrons and, in the case of NO_2^- , stop NH_3 formation. The unexpected continued formation of NH_3 in the case of NO_3^- , even at these high concentrations, suggests a more complicated picture involving the formation of a new reducing radical species such as NO_3^{2-} (26) in our system and a different reaction pathway independent of solvated electrons. Nonetheless, the scavenger experiments, particularly NO_2^- , substantiate that the formation of NH_3 occurs through solvated electron chemistry and that one of the key intermediates is $H\cdot$.

Although the single-compartment cell was closed and purged with Ar or N_2 to remove background ambient air, the oxidation process at the Pt anode in our system evolves O_2 gas, which could serve as an unintended impurity during the experiments in several ways. The presence of O_2 in the plasma could lead to reactions with gas-phase electrons and reduce their flux to the solution surface, thus decreasing the concentration of solvated electrons produced (27). In addition, O_2 could react with N_2 in the plasma to produce NO_x in the gas phase, as historically demonstrated by the Birkeland-Eyde process (13), and its subsequent dissolution forms NO_2^- and NO_3^- in the solution (28), which would affect solvated electron chemistry via the aforementioned scavenging reactions (see Fig. 4A). The relative similarity of NH_3 yields in the split and single cells shows that the former is not an issue. To address the latter, we measured the NO_x generated in the solution for our plasma electrolytic system. Figure 4 (C and D) shows the NO_x concentration after different processing times at 6 mA and as a function of current after 45 min, respectively. The complete set of data for all trials is shown in table S7A. The NO_x concentrations were not found to be large enough to scavenge and quench the solvated electrons (see Fig. 4B). We verified that the NO_x formation was from O_2 gas evolution at the Pt anode by also carrying out these measurements in the split cell, which showed no detectable amount of NO_x . This was further corroborated by comparing the measured NO_x with an expected amount from the faradaic yield of O_2 and assuming that all of it reacts with N_2 (in the plasma) to form either NO_2 or NO_3 (fig. S5).

DISCUSSION

The two key results that emerge from our study are the high, 100% selectivity toward NH_3 formation at low currents (1 and 2 mA) and the marked decrease in selectivity as the current is increased to 3 mA and beyond. Given that O_2 gas evolution and subsequent NO_x formation are not sizeable, it is not likely that scavenging of solvated electrons and/or $H\cdot$ is responsible for the current-dependent decrease in NH_3 production. Alternatively, we propose that there is a combination of factors related to the solvated electron, H^+ , and $H\cdot$ concentrations, which collectively have been found to play a critical role in NH_3 formation in our system, and their spatiotemporal evolution. Initially, before the plasma is ignited and reactions begin to occur, the solution concentrations of solvated electrons and $H\cdot$ are zero, and the concentration of H^+ at the plasma-water interface is the same as its bulk concentration. After the plasma is ignited, the solvated electron concentration immediately increases as plasma electrons are injected into the solution, and H^+ is depleted and $H\cdot$ is generated as a result of the reduction of H^+ by solvated electrons. All of this occurs primarily in an interfacial region where the solvated electrons are formed and react, and the interfacial H^+ concentration

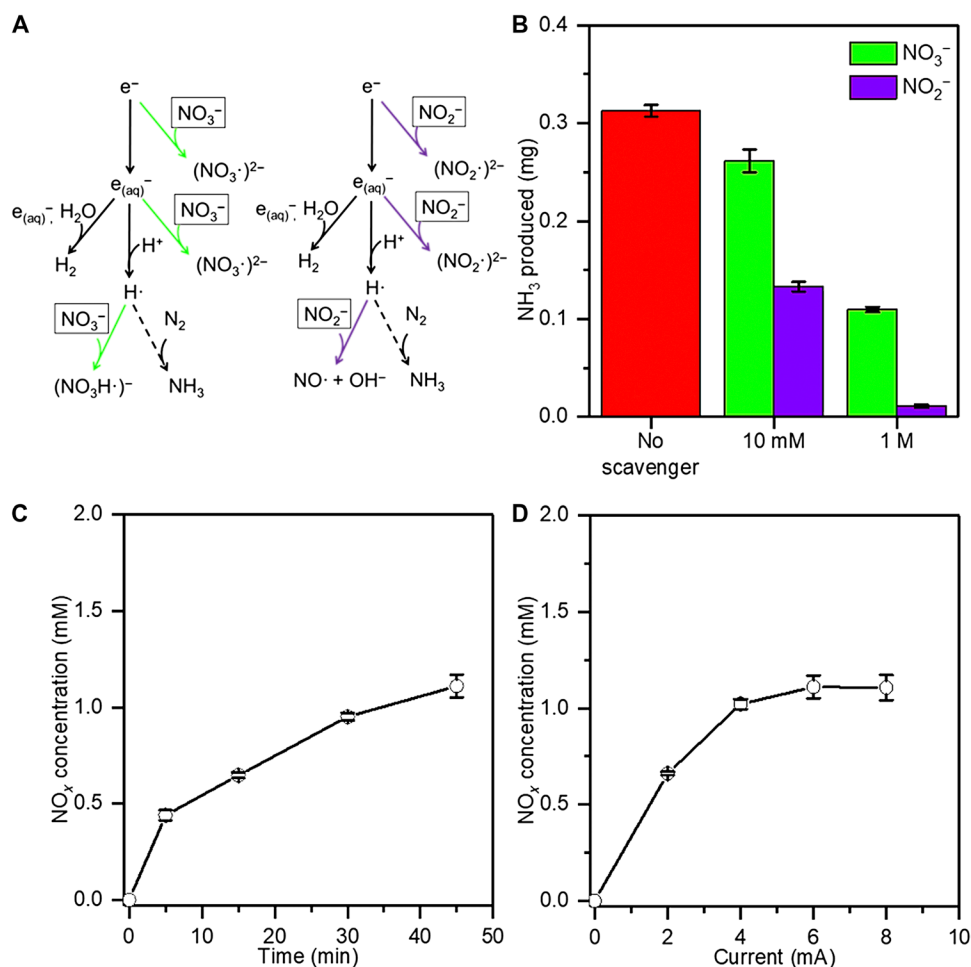


Fig. 4. Influence of NO_x on NH₃ formation and in situ NO_x production in the plasma electrolytic system. (A) Potential scavenging reaction pathways of NO₃⁻ (green) and NO₂⁻ (purple) before and after solvation of electrons in water. **(B)** Comparison of total NH₃ produced after 45 min at 6 mA and pH 3.5 in the presence of NO₃⁻ and NO₂⁻ at 10 mM and 1 M concentrations. The total NH₃ produced for the same conditions in the absence of any scavenger is included for reference. **(C)** NO_x concentration measured after different processing times at 6 mA and pH 3.5. **(D)** NO_x concentration measured as a function of current after 45 min and pH 3.5.

becomes disparate from (lower than) its bulk concentration. As the steady-state current is increased, the production rate of solvated electrons concomitantly increases, depleting the interfacial concentration of H⁺ even faster. At sufficiently high currents, the H⁺ may be depleted, slowing down or stopping NH₃ formation. While H⁺ may be present in the bulk from the initial acid and water oxidation at the Pt anode [2H₂O(l) → O_{2(g)} + 4H⁺ + 4e⁻], mass transport limitations could prevent the bulk H⁺ from reaching the plasma-water interface. The high concentrations of solvated electrons and the low concentrations of H⁺ would result in higher rates of HER by both decreasing the reaction rate of the H⁺ reduction and increasing the reaction rate of the second-order recombination of solvated electrons. Thus, at higher currents, the HER becomes more important and reduces the selectivity toward NH₃ formation. We note that the decrease in NH₃ production rate and faradaic efficiency with time also supports a similar picture with H⁺ being depleted at the plasma-water interface and transport-limited (see Fig. 2A). A similar interplay between reaction and transport in a plasma electrolytic system has been observed for the reduction of silver ions to silver nanoparticles (29). There, the actual concentration of silver ions needed to achieve 100% faradaic efficiency was found to be 10 times higher

than predicted by reaction modeling because of transport limitations. Transport issues may also be present in other electrolytic approaches to NH₃ production but are relatively less important because of the kinetic limitations related to adsorption on the catalytic surface. Our findings show that by removing the adsorption step, transport limitations become a challenge but can be overcome to enable high selectivity.

While determination of the detailed reaction mechanism and transport parameters is subject to future studies, we have shown that the plasma electrolytic system allows the study of NH₃ formation without the need for a catalyst and is capable of highly efficient production. Table 1 compares the overall performance of our system with recently reported results for similar aqueous (containing water) electrically driven demonstrations at ambient conditions. We note that only studies that used a non-nitrogen control gas are included, and the highest faradaic efficiency in each study is highlighted. The approach described in this study is found to have the highest faradaic efficiency while maintaining high production rate, over an order of magnitude higher than other electrochemical methods at similar reaction geometric areas. Our system is characterized by a power consumption of 2270 kWh/kg at 2 mA for 45 min based on a

Table 1. Comparison of electrically driven N₂ reduction to NH₃ demonstrations at ambient temperature and pressure.

Reference	Production rate (mg/hour)	Demonstration size (geometric area, catalyst loading)	Faradaic efficiency (%)
(38)	0.021	1 cm ² , 1 mg/cm ²	8
(32)	0.0047	6.25 cm ² , 3.5 mg/cm ²	2
(39)	0.000063	0.25 cm ² , 146 μg/cm ²	60
(40)	0.00016	1 cm ² , 0.33 mg/cm ²	4
This study	0.44	1 mm ² , catalyst free	100

plasma voltage of ~500 V (table S8). The high energy consumption is a result of the electrical power required to produce sufficiently large electric fields in the plasma to generate and sustain electrons. Only a very small fraction of the energy is dissipated as heat, which is why these plasmas are referred to as nonthermal (30). In support, we measured the temperature profile of the solution surface during a process run at 6 mA and found a maximum temperature of 65°C after 45 min (fig. S6).

The power consumption of our plasma electrolytic system is considerably larger than that of H-B, which requires about 9 to 13 kWh/kg NH₃ using natural gas, coal, or fuel oil as feedstocks (31). Electrochemical synthesis of NH₃ has the potential to be competitive with H-B if the faradaic efficiency could be improved, but catalyst selectivity for NH₃ production over H₂ remains a challenge. Thus, the development and integration of a successful electrocatalyst into a full-cell device is the intense focus of current research. A relevant recent study provides a point of comparison for full electrochemical cell operation: At 65°C, 1.6 V, and 4.5 μA/cm² NH₃ current, the faradaic efficiency is 0.044% for an energy consumption of ~17,000 kWh/kg (32). Notably, higher faradaic efficiencies have been reported in half-cell experiments (see Table 1). Simulations suggest that an electrochemical NH₃ cell has the potential to be competitive with H-B if a catalyst can be developed to have >50% faradaic efficiency (33). Similar to electrochemical approaches, the plasma electrolytic process does not require high pressures or temperatures and can operate at a small scale but does not require a catalyst. Considering the overall cost of NH₃ that is associated with production, capital, shipping, and storage costs, our technology could be economically attractive by enabling smaller-scale distributed networks. Future studies should be aimed at lowering the energy consumption by enhancing electron generation in plasmas by, for example, modifying the electrode geometry or exploring other electrode materials (34). Even with the power requirements reported here, it is possible for this system to be integrated with renewable energy, which is continually decreasing in cost. Similar plasma systems have already been integrated with solar power for portable applications (35). With further exploration and optimization, the approach presented here could become a potentially promising technology for green, economical NH₃ production.

In summary, we demonstrate that a hybrid plasma electrolytic system can serve as a tool to study NH₃ formation without a catalytic material surface and achieve high faradaic efficiencies (up to 100%) at ambient temperature and pressure for NH₃ production from N₂ and water. Experiments conducted at different pH values and with

scavengers show that solvated electrons play a key role in the reaction chemistry, particularly the reduction of H⁺, and NH₃ formation occurs through a mechanism involving H·. Our analysis reveals that in the absence of adsorption barriers, the study and optimization of transport are required to further improve performance. In addition, a comparison of this technology with other similar electrolytic ammonia generation alternatives suggests that it may be a promising approach for distributed, renewable NH₃ production.

MATERIALS AND METHODS

NH₃ synthesis from N₂ and water in a plasma electrolytic system

The synthesis of NH₃ from N₂ and water was carried out in a quartz reaction cell sealed with a polytetrafluoroethylene (PTFE) lid. The PTFE lid contained feedthroughs for the electrodes that consisted of a stainless steel capillary tube (outer diameter, 1.59 mm; inner diameter, 0.508 mm; and length, 10 cm; Restek Inc.) held 1 mm above the electrolyte solution surface and a Pt foil (purity, 99.9%; thickness, 0.0254 mm; Alfa Aesar) immersed in the electrolyte solution. A plasma was ignited in the gas gap between the tube and solution surface in a flow of either Ar (airgas, 99.5%) or N₂ (airgas, 99.99%+), using a negative high-voltage power supply (RR15-10R, Gamma High Voltage Research) that was ballasted (0.25 to 1 megohm). The plasma served as the cathode and the Pt foil as the anode. Two additional feedthroughs were used to bubble the solutions before each experiment and exhaust the gas. The H-shaped split cell was similar except that the plasma cathode and Pt anode were in separate compartments, each with its own PTFE lid and feedthroughs for bubbling and exhaust, connected by a glass frit. The electrolyte solution was a mixture of 18.2 megohm water and sulfuric acid (purity, 99.999%; Sigma-Aldrich), typically at pH 3.5. The solution was bubbled with either Ar or N₂ for 30 min before igniting the plasma to ensure the removal of any dissolved gases and to purge the headspace of the vessel.

The voltage and current were measured by a previously reported electrical circuit (19). Briefly, the voltage was measured between the capillary tube and the Pt anode by using a digital multimeter, and the current was obtained from the voltage drop across a resistor in series between the Pt anode and the power supply. The current was measured in real time using LabVIEW. Temperature measurements of the solution surface as a function of position and time during a process run were performed using an FLIR i3 infrared camera with the PTFE lid removed to allow optical access. An emissivity, ϵ , of 0.6 was assumed, and the accuracy of the temperatures was verified by a thermometer to be ±2°C.

Measurement of NH₃ produced

The production of NH₃ in the plasma electrolytic system was measured by the *o*-phthalaldehyde method (36). First, 2 ml of the processed solution was removed and refrigerated in an N₂-purged, sealed vial until analysis. Ten-microliter aliquots were then pipetted into a 96-well analysis tray, and 90 μl of an assay solution containing buffer solution and active reagents (QuantiFluo DNH3200, BioAssay Systems) was added. After a 15-min incubation period with no light exposure, the concentration of NH₃ was determined from fluorescence measurements at an excitation wavelength of 360 nm and emission wavelength of 450 nm using a Molecular Devices Spectramax M2 microplate reader. Calibration of the method was carried out with

four known concentrations of aqueous ammonium hydroxide solutions as standards: 0, 0.25, 0.50, and 0.75 mM (fig. S7). The fluorescence intensity had a lower detection limit of 12 μM NH_3 and was found to increase linearly with NH_3 concentration.

Measurement of H_2 gas produced

The production of H_2 in the plasma electrolytic system was measured using a Shimadzu GC-2014 gas chromatograph with a thermal conductivity detector and a Restek ShinCarbon ST 80/100 mesh 2 m by 2 mm column. Ar was used as the carrier gas to allow identification of the N_2 from the reactor and to enhance measurement sensitivity for H_2 . The gas analysis was performed by connecting the reactor exhaust directly into a six-way valve, filling a 100- μl sample loop, and injecting at different times during the process run into the gas chromatograph. Confirmation of the retention times for the H_2 and N_2 peaks and calibration of the peak areas to obtain H_2 concentration were carried out by analyzing gas mixtures of H_2 and N_2 controlled by two separate digital mass flow controllers. The reactor exhaust was also simultaneously analyzed using a Stanford Research Systems RGA100 atmospheric pressure sampling mass spectrometer.

Measurement of NO_x produced

The production of NO_x in the plasma electrolytic system was measured by the Griess method (37) with reagents from Sigma-Aldrich (23479-1KT-F). First, 2 ml of the process solution was removed and refrigerated, similar to the NH_3 measurements. Ten-microliter aliquots were then pipetted into a 96-well tray, and 70 μl of buffer along with 10 μl of nitrate reductase and 10 μl of the provided Griess coenzymes were added. After a 2-hour incubation period, 50 μl of Griess reagent A was added and incubated for 5 min before addition of 50 μl of Griess reagent B and incubation for an additional 10 min. The absorbance was then measured at 540 nm using a Molecular Devices Spectramax M2 microplate reader to determine the total moles of NO_x , and the concentration was obtained from the initial 10- μl volume. Calibration of the method was carried out with four known molar quantities of sodium nitrate at 0, 2, 4, and 8 nmol in a 10- μl volume (fig. S8).

Statistical analysis

All data are represented as the mean of a dataset \pm SE, which was calculated from the variance in the raw data within two SDs of the mean (approximately 95% confidence interval). Statistical differences between datasets were determined using a two-sample t test. To determine whether a dataset was nonzero, a one-sample t test was used. All t tests were performed using the Minitab 2017 Statistical Software. The results of all of the t tests and the sample size for each dataset are tabulated in the Supplementary Materials. For all statistical tests, a threshold value of $\alpha = 0.05$ was chosen, and a P value at or less than 0.05 indicated significance.

SUPPLEMENTARY MATERIALS

Supplementary material for this article is available at <http://advances.sciencemag.org/cgi/content/full/5/1/eaat5778/DC1>

Equation for faradaic efficiency calculation for NH_3 from NH_3 measurements

Equation for instantaneous faradaic efficiency calculation for NH_3 from H_2 measurements

Equation for faradaic NH_3 concentration

Equation for energy consumption

Fig. S1. Representative current waveforms measured in the plasma electrolytic system during NH_3 synthesis.

Fig. S2. RGA measurements of mass/charge ratio (m/z) = 2 and 17, corresponding to H_2 and NH_3 partial pressure, at 2 mA in a plasma electrolytic reactor by analyzing exhaust gas from cell as a function of time.

Fig. S3. H_2 production in the plasma electrolytic system.

Fig. S4. Schematic of the hybrid plasma electrolytic system in a split H-cell geometry.

Fig. S5. Comparison of NO_x produced with that predicted from O_2 gas evolution in plasma electrolytic system.

Fig. S6. Heating of solution in the plasma electrolytic system.

Fig. S7. Representative fluorescence assay calibration used to determine NH_3 produced.

Fig. S8. Representative fluorescence assay calibration used to determine NO_x produced.

Table S1A. Summary of NH_3 produced by plasma electrolytic synthesis for the following configurations: N_2 both flowing through the cathode tube where the plasma is normally generated and bubbled through the solution to purge, but no electrical power applied, Ar as both the supply gas in the plasma and purge gas, Ar as the supply gas in the plasma and N_2 as the purge gas, and N_2 as both the supply gas in the plasma and purge gas.

Table S1B. Summary of one-sample and two-sample t tests carried out on datasets in table S1A.

Table S2A. Summary of NH_3 produced and faradaic efficiencies by plasma electrolytic synthesis after different processing times.

Table S2B. Summary of one-sample and two-sample t tests carried out on datasets in table S2A.

Table S3A. Summary of NH_3 produced and faradaic efficiencies by plasma electrolytic synthesis at different currents.

Table S3B. Summary of one-sample and two-sample t tests carried out on datasets in table S3A.

Table S3C. Summary of H_2 produced in plasma electrolytic reactor by analyzing exhaust gas using GC.

Table S4A. Summary of NH_3 produced and faradaic efficiencies by plasma electrolytic synthesis in a split cell.

Table S4B. Summary of two-sample t tests carried out on datasets in table S4A (and tables S2A and S3A).

Table S5A. Summary of NH_3 produced and faradaic efficiencies by plasma electrolytic synthesis at different pH values.

Table S5B. Summary of one-sample and two-sample t tests carried out on datasets in table S5A.

Table S6A. Summary of NH_3 produced and faradaic efficiencies by plasma electrolytic synthesis in the presence of NO_3 and NO_2 scavengers.

Table S6B. Summary of one-sample and two-sample t tests carried out on datasets in table S6A.

Table S7A. Summary of NO_x produced by plasma electrolytic synthesis after different processing times and at different currents.

Table S7B. Summary of one-sample and two-sample t tests carried out on datasets in table S7A.

Table S8. Summary of voltages measured between the plasma cathode and the Pt anode as a function of the plasma current in the plasma electrolytic system.

REFERENCES AND NOTES

1. J. W. Erisman, M. A. Sutton, J. Galloway, Z. Klimont, W. Winiwarter, How a century of ammonia synthesis changed the world. *Nat. Geosci.* **1**, 636–639 (2008).
2. M. Appl, Ammonia, 1. Introduction. In *Ullmann's Encyclopedia of Industrial Chemistry* (Wiley-VCH Verlag GmbH, 2012).
3. International Energy Agency, *Technology Roadmap Energy and GHG reductions in the chemical industry via catalytic processes* (IEA, DECHEMA, ICCA, 2013); www.iea.org/publications/freepublications/publication/TechnologyRoadmapEnergyandGHGReductionsInTheChemicalIndustryViaCatalyticProcesses.pdf
4. P. Tunå, C. Hultheberg, S. Ahlgren, Techno-economic assessment of nonfossil ammonia production. *Environ. Prog. Sustain. Energy* **33**, 1290–1297 (2014).
5. A. J. Medford, M. C. Hatzell, Photon-driven nitrogen fixation: Current progress, thermodynamic considerations, and future outlook. *ACS Catal.* **7**, 2624–2643 (2017).
6. V. Kyriakou, I. Garagounis, E. Vasileiou, A. Vourros, M. Stoukides, Progress in the electrochemical synthesis of ammonia. *Catal. Today* **286**, 2–13 (2017).
7. C. J. M. van der Ham, M. T. M. Koper, D. G. H. Hetterscheid, Challenges in reduction of dinitrogen by proton and electron transfer. *Chem. Soc. Rev.* **43**, 5183–5191 (2014).
8. H. Mozzanega, J. M. Herrmann, P. Pichat, Ammonia oxidation over UV-irradiated titanium dioxide at room temperature. *J. Phys. Chem.* **83**, 2251–2255 (1979).
9. E. Skúlason, T. Bligaard, S. Gudmundsdóttir, F. Studt, J. Rossmeisl, F. Abild-Pedersen, T. Vegge, H. Jónsson, J. K. Nørskov, A theoretical evaluation of possible transition metal electro-catalysts for N_2 reduction. *Phys. Chem. Chem. Phys.* **14**, 1235–1245 (2012).
10. J. H. Montoya, C. Tsai, A. Vojvodić, J. K. Nørskov, The challenge of electrochemical ammonia synthesis: A new perspective on the role of nitrogen scaling relations. *ChemSusChem* **8**, 2180–2186 (2015).
11. A. R. Singh, B. A. Rohr, J. A. Schwalbe, M. Cargnello, K. Chan, T. F. Jaramillo, I. Chorkendorff, J. K. Nørskov, Electrochemical ammonia synthesis—The selectivity challenge. *ACS Catal.* **7**, 706–709 (2017).
12. J. von Liebig, Une note sur la nitrification. *Ann. Chem. Phys.* **35**, 329–333 (1827).

- H. S. Eyde, The manufacture of nitrates from the atmosphere by the electric arc—Birkeland-Eyde process. *J. R. Soc. Arts* **57**, 568–576 (1909).
- P. Mehta, P. Barboun, F. A. Herrera, J. Kim, P. Rumbach, D. B. Go, J. C. Hicks, W. F. Schneider, Overcoming ammonia synthesis scaling relations with plasma-enabled catalysis. *Nat. Catal.* **1**, 269–275 (2018).
- T. Haruyama, T. Namise, N. Shimoshimizu, S. Uemura, Y. Takatsuji, M. Hino, R. Yamasaki, T. Kamachi, M. Kohno, Non-catalyzed one-step synthesis of ammonia from atmospheric air and water. *Green Chem.* **18**, 4536–4541 (2016).
- A. Tremel, P. Wasserscheid, M. Baldauf, T. Hammer, Techno-economic analysis for the synthesis of liquid and gaseous fuels based on hydrogen production via electrolysis. *Int. J. Hydrogen Energy* **40**, 11457–11464 (2015).
- P. Rumbach, D. M. Bartels, R. M. Sankaran, D. B. Go, The solvation of electrons by an atmospheric-pressure plasma. *Nat. Commun.* **6**, 7248 (2015).
- D. Zhu, L. Zhang, R. E. Ruther, R. J. Hamers, Photo-illuminated diamond as a solid-state source of solvated electrons in water for nitrogen reduction. *Nat. Mater.* **12**, 836–841 (2013).
- C. Richmonds, M. Witzke, B. Bartling, S. W. Lee, J. Wainright, C.-C. Liu, R. M. Sankaran, Electron-transfer reactions at the plasma–liquid interface. *J. Am. Chem. Soc.* **133**, 17582–17585 (2011).
- M. Witzke, P. Rumbach, D. B. Go, R. M. Sankaran, Evidence for the electrolysis of water by atmospheric-pressure plasmas formed at the surface of aqueous solutions. *J. Phys. D Appl. Phys.* **45**, 442001 (2012).
- J. R. Christianson, D. Zhu, R. J. Hamers, J. R. Schmidt, Mechanism of N₂ reduction to NH₃ by aqueous solvated electrons. *J. Phys. Chem. B* **118**, 195–203 (2014).
- K.-W. Kim, Y.-J. Kim, I.-T. Kim, G.-I. Park, E.-H. Lee, The electrolytic decomposition mechanism of ammonia to nitrogen at an IrO₂ anode. *Electrochim. Acta* **50**, 4356–4364 (2005).
- R. K. Wolff, M. J. Bronskill, J. W. Hunt, Picosecond pulse radiolysis studies. II. Reactions of electrons with concentrated scavengers. *J. Chem. Phys.* **53**, 4211 (1970).
- J. Nguyen, Y. Ma, T. Luo, R. G. Bristow, D. A. Jaffray, Q.-B. Lu, Direct observation of ultrafast-electron-transfer reactions unravels high effectiveness of reductive DNA damage. *Proc. Nat. Acad. Sci. U.S.A.* **108**, 11778–11783 (2011).
- K. P. Madden, S. P. Mezyk, Critical review of aqueous solution reaction rate constants for hydrogen atoms. *J. Phys. Chem. Ref. Data Monogr.* **40**, 023103 (2011).
- A. R. Cook, N. Dimitrijevic, B. W. Dreyfus, D. Meisel, L. A. Curtiss, D. M. Camaioni, Reducing radicals in nitrate solutions. The NO₃²⁻ system revisited. *J. Phys. Chem. A* **105**, 3658–3666 (2001).
- P. Rumbach, D. M. Bartels, R. M. Sankaran, D. B. Go, The effect of air on solvated electron chemistry at a plasma/liquid interface. *J. Phys. D Appl. Phys.* **48**, 424001 (2015).
- P. Rumbach, M. Witzke, R. M. Sankaran, D. B. Go, Decoupling interfacial reactions between plasmas and liquids: Charge transfer vs. plasma neutral reactions. *J. Am. Chem. Soc.* **135**, 16264–16267 (2013).
- S. Ghosh, R. Hawtof, P. Rumbach, D. B. Go, R. Akolkar, R. M. Sankaran, Quantitative study of electrochemical reduction of Ag⁺ to Ag nanoparticles in aqueous solutions by a plasma cathode. *J. Electrochem. Soc.* **164**, D818–D824 (2017).
- D. Mariotti, R. M. Sankaran, Microplasmas for nanomaterials synthesis. *J. Phys. D Appl. Phys.* **43**, 323001 (2010).
- S. Giddy, S. P. S. Badwal, C. Munnings, M. Dolan, Ammonia as a renewable energy transportation media. *ACS Sustainable Chem. Eng.* **5**, 10231–10239 (2017).
- J. Kong, A. Lim, C. Yoon, J.-H. Jang, H. C. Ham, J. Han, S. Nam, D. Kim, Y.-E. Sung, J. Choi, H. S. Park, Electrochemical synthesis of NH₃ at low temperature and atmospheric pressure using a γ-Fe₂O₃ catalyst. *ACS Sustainable Chem. Eng.* **5**, 10986–10995 (2017).
- K. Kugler, B. Ohs, M. Scholz, M. Wessling, Towards a carbon independent and CO₂-free electrochemical membrane process for NH₃ synthesis. *Phys. Chem. Chem. Phys.* **16**, 6129–6138 (2014).
- M. A. Biliici, J. R. Haase, C. R. Boyle, D. B. Go, R. M. Sankaran, The smooth transition from field emission to a self-sustained plasma in microscale electrode gaps at atmospheric pressure. *J. Appl. Phys.* **119**, 223301 (2016).
- Y. Ni, M. J. Lynch, M. Modic, R. D. Whalley, J. L. Walsh, A solar powered handheld plasma source for microbial decontamination applications. *J. Phys. D Appl. Phys.* **49**, 355203 (2016).
- S. S. Goyal, D. W. Rains, R. C. Huffaker, Determination of ammonium ion by fluorometry or spectrophotometry after on-line derivatization with o-phthalaldehyde. *Anal. Chem.* **60**, 175–179 (1988).
- L. A. Ridnour, J. E. Sim, M. A. Hayward, D. A. Wink, S. M. Martin, G. R. Buettner, D. R. Spitz, A spectrophotometric method for the direct detection of quantification of nitric oxide, nitrite, and nitrate in cell culture media. *Anal. Biochem.* **281**, 223–229 (2000).
- M.-M. Shi, D. C. Bao, B.-R. Wulan, Y.-H. Li, Y.-F. Zhang, J.-M. Yan, Q. Jiang, Au sub-nanoclusters on TiO₂ toward highly efficient and selective electrocatalyst for N₂ conversion to NH₃ at ambient conditions. *Adv. Mater.* **29**, 1606550 (2017).
- F. Zhou, L. M. Azofra, M. Ali, M. Kar, A. N. Simonov, C. McDonnell-Worth, C. Sun, X. Zhang, D. R. MacFarlane, Electro-synthesis of ammonia from nitrogen at ambient temperature and pressure in ionic liquids. *Energy Environ. Sci.* **10**, 2516–2520 (2017).
- D. Bao, Q. Zhang, F. L. Meng, H.-X. Zhong, M.-M. Shi, Y. Zhang, J.-M. Yan, Q. Jiang, X.-B. Zhang, Electrochemical reduction of N₂ under ambient conditions for artificial N₂ fixation and renewable energy storage using N₂/NH₃ cycle. *Adv. Mater.* **29**, 1604799 (2016).

Acknowledgments: We thank J. Toth for assistance with GC and D. Matthies for assistance with RGA. We are grateful to D. Go and D. Bartels for the useful discussions. **Funding:** This work was supported by the U.S. Army Research Office under grant no. W911NF-17-1-0119 and the CWRU Faculty Investment Fund (FIF). R.H. and R.M.S. also acknowledge the CWRU SOURCE program for support. This work was also partially supported by the U.S. Department of Energy, Office of Science, Basic Energy Sciences, Catalysis Science Program, under grant no. DE-SC0016529. Specifically, J.N.R. was supported by award DE-SC0016529 during some of the experimental work and analysis performed for this publication. **Author contributions:** R.M.S. and J.N.R. designed the experiments. R.H. and S.G. set up the plasma electrolytic system and performed the ammonia synthesis. R.H. and C.X. carried out the ammonia measurements. R.H. and E.G. carried out the hydrogen measurements. R.H., R.M.S., and J.N.R. discussed the results and analyzed the data. R.H. and J.N.R. did the statistical analysis. R.M.S. and J.N.R. wrote the manuscript. All authors contributed to the editing of the manuscript. **Competing interests:** R.M.S. and J.N.R. are inventors on a provisional patent application related to this work filed by Case Western Reserve University (no. 62/647,021; filed on 23 March 2018). All the other authors declare that they have no competing interests. **Data and materials availability:** All data needed to evaluate the conclusions in the paper are present in the paper and/or the Supplementary Materials. Additional data available from authors upon request.

Submitted 13 March 2018
Accepted 4 December 2018
Published 11 January 2019
10.1126/sciadv.aat5778

Citation: R. Hawtof, S. Ghosh, E. Guarr, C. Xu, R. Mohan Sankaran, J. N. Renner, Catalyst-free, highly selective synthesis of ammonia from nitrogen and water by a plasma electrolytic system. *Sci. Adv.* **5**, eaat5778 (2019).