



Cochrane
Library

Cochrane Database of Systematic Reviews

Relapse prevention interventions for smoking cessation (Review)

Livingstone-Banks J, Norris E, Hartmann-Boyce J, West R, Jarvis M, Hajek P

Livingstone-Banks J, Norris E, Hartmann-Boyce J, West R, Jarvis M, Hajek P.

Relapse prevention interventions for smoking cessation.

Cochrane Database of Systematic Reviews 2019, Issue 2. Art. No.: CD003999.

DOI: 10.1002/14651858.CD003999.pub5.

www.cochranelibrary.com

Relapse prevention interventions for smoking cessation (Review)

Copyright © 2019 The Cochrane Collaboration. Published by John Wiley & Sons, Ltd.

WILEY

TABLE OF CONTENTS

HEADER	1
ABSTRACT	1
PLAIN LANGUAGE SUMMARY	2
SUMMARY OF FINDINGS FOR THE MAIN COMPARISON	4
BACKGROUND	5
OBJECTIVES	5
METHODS	5
RESULTS	7
Figure 1.	8
Figure 2.	14
Figure 3.	15
ADDITIONAL SUMMARY OF FINDINGS	19
DISCUSSION	22
AUTHORS' CONCLUSIONS	24
ACKNOWLEDGEMENTS	24
REFERENCES	25
CHARACTERISTICS OF STUDIES	34
DATA AND ANALYSES	119
Analysis 1.1. Comparison 1 Behavioural interventions for abstinent pregnant/postpartum women, Outcome 1 Not smoking at delivery/last follow-up prior to delivery.	123
Analysis 1.2. Comparison 1 Behavioural interventions for abstinent pregnant/postpartum women, Outcome 2 Not smoking at longest follow-up after delivery.	124
Analysis 2.1. Comparison 2 Interventions for abstinent hospitalised smokers, Outcome 1 Behavioural interventions, cessation at longest follow-up.	125
Analysis 2.2. Comparison 2 Interventions for abstinent hospitalised smokers, Outcome 2 Pharmacotherapy interventions, cessation at longest follow-up.	126
Analysis 3.1. Comparison 3 Behavioural interventions for unaided abstainers, Outcome 1 Cessation at longest follow-up.	127
Analysis 4.1. Comparison 4 Behavioural interventions for assisted abstainers, Outcome 1 Cessation at longest follow-up.	128
Analysis 5.1. Comparison 5 Pharmacotherapy for unaided abstainers, Outcome 1 Cessation 12 months after quit date.	129
Analysis 6.1. Comparison 6 Pharmacotherapy for assisted abstainers, Outcome 1 Nicotine replacement therapy versus placebo. Cessation 12 months + after quit date.	130
Analysis 6.2. Comparison 6 Pharmacotherapy for assisted abstainers, Outcome 2 Bupropion vs. placebo. Cessation 12 months + after quit date.	131
Analysis 6.3. Comparison 6 Pharmacotherapy for assisted abstainers, Outcome 3 Combination NRT & bupropion vs placebo. Cessation at longest follow-up.	133
Analysis 6.4. Comparison 6 Pharmacotherapy for assisted abstainers, Outcome 4 Varenicline vs placebo. Cessation 12 months + after quit date.	133
Analysis 6.5. Comparison 6 Pharmacotherapy for assisted abstainers, Outcome 5 Rimonabant vs placebo. Cessation 12 months + after quit date.	134
Analysis 7.1. Comparison 7 Behavioural interventions for smokers. RP vs. cessation, matched for programme length, Outcome 1 Group or individual format therapy (+/- adjunct pharmacotherapy), cessation at longest follow-up.	135
Analysis 7.2. Comparison 7 Behavioural interventions for smokers. RP vs. cessation, matched for programme length, Outcome 2 Self-help format, cessation at longest follow-up.	136
Analysis 8.1. Comparison 8 Behavioural interventions for smokers. RP vs. cessation, different intensity programmes, Outcome 1 Cessation at longest follow-up.	137
Analysis 9.1. Comparison 9 Interventions for smokers, tests of adjuncts to cessation programmes, Outcome 1 Behavioural interventions, cessation at longest follow-up.	138
Analysis 9.2. Comparison 9 Interventions for smokers, tests of adjuncts to cessation programmes, Outcome 2 Combined behavioural and pharma interventions, cessation at longest follow-up.	139

Analysis 10.1. Comparison 10 Interventions for smokers, test of extended pharmacotherapy, Outcome 1 Smoking cessation at 12 months.	140
APPENDICES	140
WHAT'S NEW	140
HISTORY	141
CONTRIBUTIONS OF AUTHORS	141
DECLARATIONS OF INTEREST	141
SOURCES OF SUPPORT	142
DIFFERENCES BETWEEN PROTOCOL AND REVIEW	142
INDEX TERMS	142

[Intervention Review]

Relapse prevention interventions for smoking cessation

Jonathan Livingstone-Banks¹, Emma Norris², Jamie Hartmann-Boyce¹, Robert West³, Martin Jarvis⁴, Peter Hajek⁵

¹Nuffield Department of Primary Care Health Sciences, University of Oxford, Oxford, UK. ²Centre for Behaviour Change, University College London, London, UK. ³Department of Behavioural Science and Health, University College London, London, UK. ⁴Health Behavior Research Centre of Cancer Research UK, Department of Epidemiology and Public Health, University College London, London, UK. ⁵Wolfson Institute of Preventive Medicine, Barts & The London School of Medicine and Dentistry, Queen Mary University of London, London, UK

Contact address: Jonathan Livingstone-Banks, Nuffield Department of Primary Care Health Sciences, University of Oxford, Oxford, UK. jonathan.livingstone-banks@phc.ox.ac.uk.

Editorial group: Cochrane Tobacco Addiction Group.

Publication status and date: New search for studies and content updated (conclusions changed), published in Issue 2, 2019.

Citation: Livingstone-Banks J, Norris E, Hartmann-Boyce J, West R, Jarvis M, Hajek P. Relapse prevention interventions for smoking cessation. *Cochrane Database of Systematic Reviews* 2019, Issue 2. Art. No.: CD003999. DOI: 10.1002/14651858.CD003999.pub5.

Copyright © 2019 The Cochrane Collaboration. Published by John Wiley & Sons, Ltd.

ABSTRACT

Background

A number of treatments can help smokers make a successful quit attempt, but many initially successful quitters relapse over time. Several interventions have been proposed to help prevent relapse.

Objectives

To assess whether specific interventions for relapse prevention reduce the proportion of recent quitters who return to smoking.

Search methods

We searched the Cochrane Tobacco Addiction Group trials register, clinicaltrials.gov, and the ICTRP in February 2018 for studies mentioning relapse prevention or maintenance in their title, abstracts, or keywords.

Selection criteria

Randomised or quasi-randomised controlled trials of relapse prevention interventions with a minimum follow-up of six months. We included smokers who quit on their own, were undergoing enforced abstinence, or were participating in treatment programmes. We included studies that compared relapse prevention interventions with a no intervention control, or that compared a cessation programme with additional relapse prevention components with a cessation programme alone.

Data collection and analysis

We used standard methodological procedures expected by Cochrane.

Main results

We included 77 studies (67,285 participants), 15 of which are new to this update. We judged 21 studies to be at high risk of bias, 51 to be at unclear risk of bias, and five studies to be at low risk of bias. Forty-eight studies included abstainers, and 29 studies helped people to quit and then tested treatments to prevent relapse. Twenty-six studies focused on special populations who were abstinent because of pregnancy (18 studies), hospital admission (five studies), or military service (three studies). Most studies used behavioural interventions that tried to teach people skills to cope with the urge to smoke, or followed up with additional support. Some studies tested extended pharmacotherapy.

We focused on results from those studies that randomised abstainers, as these are the best test of relapse prevention interventions. Of the 12 analyses we conducted in abstainers, three pharmacotherapy analyses showed benefits of the intervention: extended varenicline in assisted abstainers (2 studies, n = 1297, risk ratio (RR) 1.23, 95% confidence interval (CI) 1.08 to 1.41, $I^2 = 82\%$; moderate certainty evidence), rimonabant in assisted abstainers (1 study, RR 1.29, 95% CI 1.08 to 1.55), and nicotine replacement therapy (NRT) in unaided abstainers (2 studies, n = 2261, RR 1.24, 95% CI 1.04 to 1.47, $I^2 = 56\%$). The remainder of analyses of pharmacotherapies in abstainers had wide confidence intervals consistent with both no effect and a statistically significant effect in favour of the intervention. These included NRT in hospital inpatients (2 studies, n = 1078, RR 1.23, 95% CI 0.94 to 1.60, $I^2 = 0\%$), NRT in assisted abstainers (2 studies, n = 553, RR 1.04, 95% CI 0.77 to 1.40, $I^2 = 0\%$; low certainty evidence), extended bupropion in assisted abstainers (6 studies, n = 1697, RR 1.15, 95% CI 0.98 to 1.35, $I^2 = 0\%$; moderate certainty evidence), and bupropion plus NRT (2 studies, n = 243, RR 1.18, 95% CI 0.75 to 1.87, $I^2 = 66\%$; low certainty evidence). Analyses of behavioural interventions in abstainers did not detect an effect. These included studies in abstinent pregnant and postpartum women at end of pregnancy (8 studies, n = 1523, RR 1.05, 95% CI 0.99 to 1.11, $I^2 = 0\%$) and at postpartum follow-up (15 studies, n = 4606, RR 1.02, 95% CI 0.94 to 1.09, $I^2 = 3\%$), studies in hospital inpatients (4 studies, n = 1300, RR 0.95, 95% CI 0.81 to 1.11, $I^2 = 0\%$), and studies in assisted abstainers (10 studies, n = 5408, RR 0.99, 95% CI 0.87 to 1.13, $I^2 = 56\%$; moderate certainty evidence) and unaided abstainers (5 studies, n = 3561, RR 1.06, 95% CI 0.96 to 1.16, $I^2 = 1\%$) from the general population.

Authors' conclusions

Behavioural interventions that teach people to recognise situations that are high risk for relapse along with strategies to cope with them provided no worthwhile benefit in preventing relapse in assisted abstainers, although unexplained statistical heterogeneity means we are only moderately certain of this. In people who have successfully quit smoking using pharmacotherapy, there were mixed results regarding extending pharmacotherapy for longer than is standard. Extended treatment with varenicline helped to prevent relapse; evidence for the effect estimate was of moderate certainty, limited by unexplained statistical heterogeneity. Moderate-certainty evidence, limited by imprecision, did not detect a benefit from extended treatment with bupropion, though confidence intervals mean we could not rule out a clinically important benefit at this stage. Low-certainty evidence, limited by imprecision, did not show a benefit of extended treatment with nicotine replacement therapy in preventing relapse in assisted abstainers. More research is needed in this area, especially as the evidence for extended nicotine replacement therapy in unassisted abstainers did suggest a benefit.

PLAIN LANGUAGE SUMMARY

Do any treatments help people who have successfully quit smoking to avoid starting smoking again?

Background

Some people start smoking again shortly after quitting and are said to have 'relapsed'. Treatments used to help people avoid relapse usually focus on teaching the skills to cope with temptations to smoke, but can also involve extending the length of the treatment that helped them to quit, or giving additional treatment, like follow-up calls, leaflets, or stop-smoking medicine. We set out to see if these types of approaches can be helpful, either for people who quit on their own or with the help of treatment, or for those who quit because they were pregnant or in hospital.

Study characteristics

We updated our searches of research databases in February 2018. We found 77 studies that tested various ways of trying to help people who had recently quit smoking not to relapse. Fifteen of them were new for this update. Forty-eight studies included people who had already quit, and 29 studies helped people to quit and then tested treatments to prevent relapse. Twenty-six studies focused on people who needed to stop smoking for a limited period of time because they were pregnant (18 studies), in hospital (five studies), or because of military service (three studies). Most of the studies used behavioural support treatments that tried to teach people skills to cope with the urge to smoke, or followed up with additional leaflets or calls, internet or mobile phone resources, or additional counselling. Some studies tested extending the use of medicines for helping people to quit smoking, in the hope of preventing relapse.

Key results

The evidence we found does not support the use of behavioural treatments to help prevent relapse after quitting smoking. This result was the same in all of the different groups of people studied. The most promising treatments involved extending treatment with stop-smoking medicine, in particular, varenicline. Extending treatment with bupropion did not appear to help and there was not enough evidence on extending treatment with nicotine replacement therapy.

Certainty of the evidence

For behavioural treatments, the certainty of the evidence was moderate. This is because of the diversity of results among studies. The certainty of evidence for treatments with quit-smoking medicines varied. There was moderate-certainty evidence for varenicline, moderate-certainty evidence for bupropion, and low-certainty evidence for nicotine replacement therapy (NRT), and for NRT and bupropion together. Certainty in the evidence was limited by small study sizes.

SUMMARY OF FINDINGS FOR THE MAIN COMPARISON *[Explanation]*

Behavioural interventions for relapse prevention for people who have quit smoking using a cessation intervention						
Patient or population: people who have quit smoking using a cessation intervention Intervention: behavioural interventions for relapse prevention						
Outcomes	Illustrative comparative risks* (95% CI)		Relative effect (95% CI)	No of participants (studies)	Certainty of the evidence (GRADE)	Comments
	Assumed risk	Corresponding risk				
	Control	Behavioural interventions for relapse prevention				
Smoking cessation Follow-up: 9 to 15 months	Study population (average) 322 per 1000		RR 0.99 (0.87 to 1.03)	5408 (10 studies)	⊕⊕⊕○ moderate ^{1,2}	
	319 per 1000 (293 to 345)					

*The basis for the **assumed risk** (e.g. the median control group risk across studies) is provided in footnotes. The **corresponding risk** (and its 95% confidence interval) is based on the assumed risk in the comparison group and the **relative effect** of the intervention (and its 95% CI).
CI: Confidence interval; **RR:** Risk ratio.

GRADE Working Group grades of evidence:

High certainty: Further research is very unlikely to change our confidence in the estimate of effect.

Moderate certainty: Further research is likely to have an important impact on our confidence in the estimate of effect and may change the estimate.

Low certainty: Further research is very likely to have an important impact on our confidence in the estimate of effect and is likely to change the estimate.

Very low certainty: We are very uncertain about the estimate.

¹The majority of included studies judged to be at unclear or high risk of bias in two or more domains. However, as this would likely bias the results towards favouring the intervention, and the results did not favour the intervention, we did not downgrade the evidence on the grounds that we could still be confident that here was not a positive effect.

²Downgraded one level for inconsistency: unexplained statistical heterogeneity ($I^2 = 56\%$).

BACKGROUND

Description of the condition

A number of interventions can help people who smoke to quit. These include pharmacological treatments, such as nicotine replacement, some antidepressants (e.g. bupropion) and nicotine receptor partial agonists (e.g. varenicline); and behavioural approaches, whether delivered individually or in groups (Hughes 2014; Lancaster 2017; Stead 2017; Hartmann-Boyce 2018). These interventions increase long-term quit rates compared with control interventions, but there is a steady attrition in overall success rates due to a proportion of initially successful participants returning to smoking over time (relapsing).

Description of the intervention

Relapse prevention interventions can include behavioural support or extended use of smoking cessation medications, or both. There is no clear definition of a relapse prevention intervention as distinct from an extended cessation treatment because, in principle, resumption of smoking at any time after the quit date can count as relapse. In general, relapse prevention is considered to apply to interventions that explicitly seek to reduce relapse rates after an acute treatment phase is successfully completed, or at some time after the quit date. The duration of the acute treatment phase varies, leading to variability in the point at which measurement of a relapse prevention effect begins.

Studies of interventions for relapse prevention may randomly assign people who have already quit, or they may randomly assign smokers before their quit attempt and provide a general smoking cessation intervention to all participants, in addition to an extra component provided for those randomly assigned to relapse prevention. The former design has a number of methodological strengths, which are discussed later in this review. We have included both types of study in the review.

How the intervention might work

There are several strategies for helping to prevent relapse. These typically aim to prevent initial lapses, prevent any lapses from leading to full relapse, or both. The most widely studied has been the skills approach, whereby participants learn to identify high-risk situations for relapse and are provided with cognitive and behavioural strategies to cope with these situations (Marlatt 1985; Marlatt 2008). Quitters can also be encouraged to 'embrace a smoke-free lifestyle' (Segan 2008). Alternative behavioural interventions (often implemented in combination with the skills approach) include imaginary cue exposure, writing tasks, aversive smoking, role-play, social support, and exercise. Recently, attempts

have been made to provide common-sense relapse prevention advice (e.g. reminders about the reasons for and importance of remaining abstinent, avoiding triggers to smoking, advice on coping with urges to smoke, and mood management) via mobile applications and social media (Cheung 2015; Hicks 2017), where it can be supplemented by peer support. Alternatively, relapse prevention might be assisted by extending the duration of therapeutic contact used to aid initial cessation (Segan 2011). Finally, the use of pharmacotherapy, either by extending duration of initial cessation treatment, or by administering to those already abstinent, may help to prevent relapse by alleviating cravings (Schnoll 2015).

Why it is important to do this review

To sustain the positive health effects of quitting smoking, it is important to prevent relapse. A number of interventions have been hypothesised as potential relapse prevention tools and these need to be investigated so that healthcare providers, healthcare systems, and people who smoke can make informed decisions about the best ways to help ensure short-term quitting can be sustained in the longer-term.

OBJECTIVES

To assess whether specific interventions for relapse prevention reduce the proportion of recent quitters who return to smoking.

METHODS

Criteria for considering studies for this review

Types of studies

Randomised or quasi-randomised controlled trials with a minimum follow-up of six months from quit date.

Types of participants

We considered three types of participants: people who had quit smoking on their own; people who were undergoing enforced abstinence (e.g. hospitalised, military training), whether or not they intended to quit permanently; and smokers participating in treatment programmes to assist initial cessation.

Types of interventions

We included interventions identified by study investigators as intended to prevent relapse, compared with no intervention or a shorter intervention or an intervention not oriented towards relapse prevention. We considered behavioural interventions delivered in any format, including group meetings, face-to-face sessions, written or other materials, proactive or reactive telephone support, and pharmacological interventions.

Types of outcome measures

The preferred outcome was prolonged or multiple point prevalence abstinence at follow-up of at least six months since randomisation. We also included studies that reported only point prevalence abstinence (number of participants not smoking at the point when assessment was made but not necessarily continuously since treatment) at six months or longer. For studies that reported more than one definition of abstinence, we considered whether the choice of outcome would affect any pooled effect estimate. We excluded studies with less than six months follow-up.

Search methods for identification of studies

We searched the Cochrane Tobacco Addiction Group register of trials, which includes the results of comprehensive searches of electronic bibliographic databases and conference abstracts, and the clinical trials registries clinicaltrials.gov and the ICTRP. We checked for relevance all reports of studies with 'relapse prevention' or 'maintenance' or 'relapse near prevent*' in title, abstract or keywords. See [Appendix 1](#) for the full strategy. At the time of the search in February 2018, the Register included the results of searches of the Cochrane Central Register of Controlled trials (CENTRAL), issue 1, 2018; MEDLINE (via OVID) to update 20180209; Embase (via OVID) to week 201807; PsycINFO (via OVID) to update 20180212. See the [Tobacco Addiction Group website](#) for full search strategies and list of other resources searched.

Data collection and analysis

Selection of studies

In this update, two review authors (JLB and EN) identified potentially eligible studies for inclusion. We included studies that randomly assigned people already abstaining from smoking. In studies that randomly assigned smokers before quitting, almost all behavioural interventions included relapse prevention components. Therefore, in studies that randomly assigned smokers, we included only studies that explicitly identified in their titles or abstracts a focus on relapse prevention or maintenance. Unless abstainers were randomly assigned, we did not include studies of exercise or

studies of aversive smoking because the interventions used are similar, whether described as relapse prevention or not, and are covered in separate Cochrane Reviews ([Hajek 2001a](#); [Ussher 2012](#)). We excluded most interventions for hospitalised participants because studies generally did not describe whether participants were already abstinent or not, and interventions typically contained a mixture of cessation and relapse prevention components. Studies of this type are also covered by a separate review ([Rigotti 2012](#)).

Data extraction and management

For this update, two review authors (JLB and EN) performed data extraction in duplicate on all new eligible studies. We reported the following study characteristics in the '[Characteristics of included studies](#)' table:

- Country and setting in which study was undertaken, including population targeted for recruitment;
- Methods of randomisation, allocation concealment, and blinding;
 - Demographics of participants, including age, sex, baseline cigarette consumption, and period of prior quitting, if relevant;
 - Intervention components, including numbers and types of contacts and periods of contact
 - Control condition(s);
 - Outcome, including length of follow-up, definition(s) of cessation used in review, and any other measures used;
 - Validation of self-reported smoking status, including method used, and cut-off point for biochemical validation.

Assessment of risk of bias in included studies

We assessed all included studies for risk of bias using the Cochrane 'Risk of Bias' tool. We assessed each study's risk of bias on five domains: random sequence generation; allocation concealment; blinding of participants and personnel; blinding of outcome assessment; and incomplete outcome data. We noted other risks of bias, where relevant. Studies that provided insufficient information on which to make judgements were coded as 'unclear' in the relevant domains. Studies were considered to be at high risk of attrition bias (incomplete outcome data) when lack of information meant that we were unable to include post-randomisation dropouts in our denominators, or when less than 50% of participants were followed up at six months or longer, or when there was a difference in follow-up rate of 20% or more. Had studies of pharmacotherapies not used placebo, we would have considered these to be at high risk of performance bias (blinding of participants/personnel), but in the case of behavioural interventions where blinding of participants was not possible, we judged other study characteristics such as similar amounts of contact between conditions, or participants not knowing about other conditions, which may indicate that performance bias is less likely. We judged studies to be at high risk of detection bias (blinding of outcomes

assessors) when no biochemical validation was used *and* the intervention arm received more face-to-face contact than the control arm, as we considered differential misreport a possibility in these cases.

Measures of treatment effect

The primary outcome was the number of quitters at the longest follow-up. We used biochemically validated cessation in preference to self-report, where available. When given a choice, we included continuous abstinence in preference to point prevalence abstinence. Randomly assigned participants who withdrew, were lost to follow-up, or failed to provide samples for validation were usually classified as relapsers or continuing smokers. We noted any exceptions to this in the study details.

Dealing with missing data

In the protocol for this review, we planned to approach authors to ask for additional data about end of treatment quit rates and long-term quit rates in early quitters. In view of the heterogeneity of interventions, timing of assessments, and ways of defining abstinence, we decided that additional data, even if suitable and available, would not strengthen the review.

Assessment of heterogeneity

To investigate heterogeneity, we used the I^2 statistic, given by the formula $[(Q - df)/Q] \times 100\%$, where Q is the Chi² statistic and df is its degrees of freedom (Higgins 2003). This describes the percentage of variability in effect estimates that is due to heterogeneity rather than to sampling error (chance). A value greater than 50% may be considered to indicate substantial heterogeneity.

Data synthesis

We used risk ratios to summarise individual study outcomes and to determine estimates of pooled effect. In line with new Cochrane Tobacco Addiction Group policy, for comparisons of behavioural interventions, we estimated a pooled weighted average of risk ratios with 95% confidence intervals, using a Mantel-Haenszel random-effects model to account for the expected variability in the interventions delivered; for comparisons of pharmacological interventions, we used a fixed-effect model. Had a study reported an odds ratio corrected for clustering or baseline imbalance, and were we unable to derive a risk ratio, we planned to pool odds ratios for studies in the same subgroup of a comparison using the

inverse variance method to check whether there was an effect on the results.

Subgroup analysis and investigation of heterogeneity

We planned not to pool results from studies that randomly assigned abstainers with results from those that randomly assigned smokers, but we made two exceptions to this: see discussion of Killen 2006 and Wetter 2011 in [Description of studies](#). Our predefined subgroups were based on the type and intensity of intervention. We separated studies in which contact time was matched from those in which relapse prevention included a longer duration of contact.

Other prespecified subgroups included studies of spontaneous quitters, such as pregnant women, and of smokers seeking smoking cessation treatment. We added further subgroup analyses to distinguish between longer (longer than four weeks) and shorter intervention and control durations. We also considered subgroup analyses for 'skills' and social support studies. This replaced our planned subgroup division based on the format of the intervention (group versus individual) as this was more relevant within the available sample of studies.

Summary of findings table

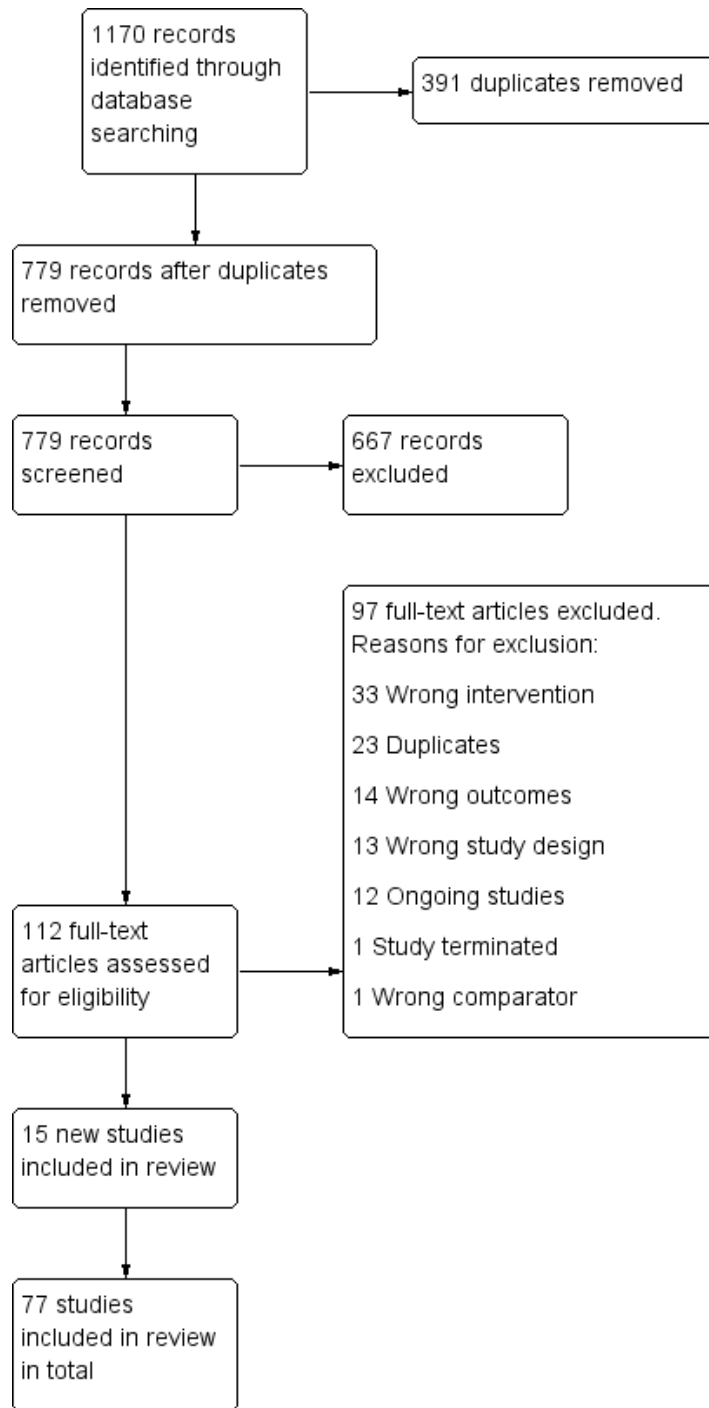
We created 'Summary of findings' tables for our primary outcomes, following standard Cochrane methods, and used the five GRADE considerations (study limitations, consistency of effect, imprecision, indirectness, and publication bias) to assess the certainty of evidence for each outcome.

RESULTS

Description of studies

We identified 77 studies for inclusion (67,285 participants), 15 of which were new for the 2018 update. Details of the flow of studies are recorded in a PRISMA diagram in [Figure 1](#). One paper reported two studies, each of which had multiple arms relevant to different comparisons (Buchkremer 1991 1; Buchkremer 1991 2), and six studies had subgroups or factorial designs that contributed to different sections or subgroups (Curry 1988; Killen 1990; Fortmann 1995; Schmitz 1999; Covey 2007; Croghan 2007). Most studies were conducted in the United States. Details of each included study can be found in the [Characteristics of included studies](#) table.

Figure 1. Study flow diagram for 2018 update



We described and analysed separately those studies that randomly assigned people who had already stopped smoking and those that randomly assigned people who were still smoking. We made two exceptions to this scheme: we considered Killen 2006 along with other extended pharmacotherapy trials, and we considered Wetter 2011 along with other studies testing behavioural adjuncts to cessation programmes.

Details of 49 excluded studies are listed in the [Characteristics of excluded studies](#) table. The main reasons for exclusion were follow-up of less than six months or not meeting our criteria for a study of relapse prevention. We excluded one previously included study on the grounds that it included relapsed participants rather than abstainers (Juliano 2006). We also identified 12 ongoing studies, details of which can be found in the [Characteristics of ongoing studies](#) table.

Section 1. Studies randomly assigning abstainers

Forty-eight studies included people who had already stopped smoking.

We considered separately studies involving unaided abstainers who had stopped smoking where it was prohibited or discouraged for a set amount of time, due to factors such as pregnancy, hospital stay, or military training. Another group of studies concerned ex-smokers recruited from the general population.

We divided studies into those assessing behavioural interventions and those assessing pharmacotherapy. We further divided the studies of general population abstainers into those that focused on unaided abstainers, and those that focused on aided abstainers. We classified behavioural interventions into intensive and less intensive categories. Intensive interventions involved repeated face-to-face contact, usually aimed at teaching clients to identify tempting situations and to apply a range of coping skills and cognitive strategies assumed to be of help in resisting relapse. Less intensive interventions usually attempted to teach these skills via written materials and could involve one brief face-to-face session and telephone contacts. In the event that any studies used telephone contacts of sufficient frequency and duration to be considered an intensive intervention, we would have investigated the sensitivity of our findings to alternative categorisation.

Interventions in special populations

Twenty-six studies focused on special populations such as pregnant and postpartum women, hospital inpatients and army recruits. Most used minimal face-to-face contact and relied primarily on written materials and/or phone calls. Studies examining more intensive interventions had very small sample sizes.

Eight studies among pregnant women (Severson 1997; McBride 1999; Hajek 2001; McBride 2004; Pbert 2004; Morasco 2006; Ruger 2008; Hannover 2009) and one study in hospital inpatients

(Schmitz 1999) included both current smokers and recent ex-smokers but analysed the two subgroups separately and so were eligible for inclusion here. Two studies randomised smokers and recent ex-smokers during pregnancy and evaluated the effects of post-pregnancy interventions on women from both groups who did not smoke at delivery (McBride 1999; McBride 2004).

Pregnant and postpartum ex-smokers

Eighteen studies randomised pregnant (Ershoff 1995; Secker-Walker 1995; Lowe 1997; Secker-Walker 1998; McBride 1999; Hajek 2001; McBride 2004; Pbert 2004; Morasco 2006; Ruger 2008; Reitzel 2010; Brandon 2012; Levine 2016; Pollak 2016) or post postpartum (Severson 1997; Ratner 2000; Van't Hof 2000; Hannover 2009) ex-smokers to interventions designed to assist them in remaining abstinent throughout their pregnancy and/or after delivery.

Six studies evaluated relatively brief interventions, comprising an initial face-to-face counselling session supported by written materials given out at the session (Secker-Walker 1995; Lowe 1997; Secker-Walker 1998; Hajek 2001), repeated mailings over a period of time (Ershoff 1995), or the addition of a video (Severson 1997). In each case, there was provision for opportunistic support of different intensity at other routine visits. Van't Hof 2000 provided the initial relapse prevention counselling session and reinforcements at later visits without written pamphlets. Two studies included no face-to-face contact specific to the intervention but provided a series of phone calls (McBride 2004) or calls and letters, booklets, and newsletters (McBride 1999). Brandon 2012 provided no face-to-face contact, mailing a series of nine booklets over the course of the pregnancy and postpartum period. Morasco 2006 used a 90-minute psychotherapy session and additional phone calls. Hannover 2009 and Ruger 2008 evaluated motivational interviewing, and Levine 2016 provided an enhanced cognitive behavioural intervention that began before delivery and continued through to 24 weeks postpartum. Ratner 2000 assessed a more intensive postpartum intervention that included a series of eight supportive telephone calls in addition to the initial session and written materials. Reitzel 2010 evaluated six telephone-based counselling sessions that included two calls postpartum and four calls up to sixteen weeks postpartum. This was a three-armed study, and participants in the second intervention arm were given two in-person counselling sessions, in addition to telephone counselling. The two intervention arms did not differ in outcomes, hence we combined them in our analysis. Pollak 2016 offered participants one in-person session during pregnancy and a series of phone calls lasting until nine months postpartum. The number of phone calls received depended on what their bio-behavioural risk profile was judged to be. We excluded two studies from the

meta-analysis. [Pbert 2004](#) randomly assigned clinics to implement a provider counselling and office systems intervention. We were unable to extract data from this study in a comparable format to pool with the other studies, so we reported it separately. Unlike the other studies, [Levine 2016](#) matched contact between the two intervention groups, so the study was not included in the meta-analysis.

Hospital inpatients

Five studies randomised hospital inpatients who were abstinent whilst admitted to interventions to help them stay abstinent post-discharge. Two studies evaluated pharmacotherapy in conjunction with behavioural support. [Cummins 2016](#) randomised hospitalised smokers undergoing enforced abstinence to receive either telephone counselling, NRT, or both, compared with a usual care control, and [Brandstein 2012](#) gave participants eight weeks of NRT and telephone counselling post-discharge. The remaining studies tested solely behavioural interventions. Two studies randomised hospital inpatients diagnosed with cardiovascular illness who had not smoked from the time of hospital admission. [Hajek 2002](#) evaluated a brief, routine, one-off intervention supported by written materials, and [Schmitz 1999](#) compared six weekly sessions of skills-oriented relapse prevention with didactic presentations. A third study randomly assigned participants who had quit during or shortly before hospitalisation to receive three telephone calls after discharge; all participants received counselling in hospital ([Hasuo 2004](#)).

Military recruits

Three studies provided interventions to smokers undergoing enforced abstinence during armed forces training. Two randomly assigned United States Air Force recruits: [Klesges 1999](#) provided a 50-minute session during training that covered the short-term health consequences, costs and social impact of smoking, and [Klesges 2006](#) provided two one-hour sessions. [Conway 2004](#) randomly assigned naval recruits; in addition to regular smokers, the intervention targeted former, occasional, and experimental smokers. Two interventions were tested: (1) written materials mailed in six instalments after the conclusion of training, and (2) access to a telephone help line.

Behavioural interventions in unselected populations

Sixteen studies explored behavioural interventions in general populations of smokers.

Behavioural interventions for unaided abstainers

Five studies randomly assigned participants recruited from local communities.

- In [Killen 1990](#), volunteers recruited by advertisements were encouraged over the phone to set a quit date and were randomly assigned if they managed to abstain for 48 hours.

- In [Fortmann 1995](#), volunteers recruited with the help of random digit dialling and incentives were randomly assigned following a 24-hour abstinence.

- [Brandon 2000](#) and [Brandon 2004](#) recruited volunteers who reported at least one week of abstinence (the average duration of prior abstinence was 16 months in [Brandon 2000](#) and 75 days in [Brandon 2004](#)).

- In [Borland 2004](#), callers to a quitline were recruited into a study a day or two later, and we included only the subgroup of callers who had already quit at this baseline.

All interventions were of relatively low intensity, involving self-help materials or telephone contact.

- [Killen 1990](#) examined effects of an eight-week self-guided relapse prevention programme based on 16 modules. Participants received the basic module at the first session. After this, another seven modules, either selected by participants or assigned randomly, were dispensed via weekly mailings over the next seven weeks. The factorial study also included nicotine chewing gum conditions (covered later).

- [Fortmann 1995](#) evaluated a two-phase self-help relapse prevention programme that included 12 weekly progress reports to be mailed by participants to the programme office. The factorial study also included nicotine chewing gum conditions (covered later).

- [Brandon 2000](#) compared effects of a single booklet with effects of a partially proactive telephone helpline, eight booklet mailings, and a combination of helpline and mailings.

- [Borland 2004](#) compared the provision of tailored advice letters based on telephone assessments with the provision of standard materials only.

- [Brandon 2004](#) manipulated contact and content by comparing eight booklet mailings over 12 months, the same booklets at a single mailing, eight supportive letters over 12 months, and a single booklet which we treated as the control in the analysis.

Behavioural interventions for assisted abstainers

Eleven studies randomly assigned abstaining smokers who had taken part in a formal treatment programme. We judged five study interventions to be of higher intensity ([Powell 1981](#); [Stevens 1989](#); [Razavi 1999](#); [Smith 2001](#); [Mayer 2010](#)), and the rest to be of lower intensity.

- [Powell 1981](#) randomly assigned abstainers at the end of a five-day programme to a four-week support group, a telephone 'buddy' system, or a no-treatment control.

- [Stevens 1989](#) recruited smokers who had a quit date one week earlier and were smoking no more than one cigarette in the previous four days. Participants were randomly assigned to three

weekly skills training group sessions, three weekly discussion group sessions, or a no-treatment control.

- [Razavi 1999](#) randomly assigned clients abstinent at the end of a three-month treatment with nicotine patch and group support to monthly group meetings focusing on relapse prevention strategies, monthly group meetings run by former smokers offering general support, or to a no-treatment control.

- [Smith 2001](#) randomly assigned participants eight days after quit date, using stratification based on smoking status, so that those who were abstinent during this week were analysed separately. The two intensive interventions consisted of six 90-minute group sessions spaced over four weeks after the randomisation session. They focused on developing cessation skills and negative affect (cognitive-behavioural treatment) or on fostering intrinsic motivation and resolving participant ambivalence (motivational interviewing). The control group did not receive any intervention after the randomisation session.

- [Mermelstein 2003](#) randomly assigned people at the end of a seven-week group behavioural programme to receive tailored counselling calls or non-specific calls from their counsellor. We included only the subgroup of participants who were abstinent at the end of the group meeting.

- [Mayer 2010](#) studied participants in workplace cessation programmes. At the end of the programme, abstinent participants were randomly assigned to ten sessions of workplace group counselling or ten sessions of proactive telephone counselling over the course of nine months. This study did not include a control group; therefore it was not included in the meta-analysis. Results are reported narratively later.

- [McNaughton 2013](#) randomised participants who had quit following a 12-week course of varenicline and interactive voice response calls to receive additional biweekly calls from weeks 13 to 52, compared with no further calls.

- [Blyth 2015](#) randomised participants who had successfully quit for four weeks using the NHS Stop Smoking service to receive a set of eight revised Forever Free booklets targeted at relapse prevention, compared with a single 'Learning to Stay Stopped' booklet.

- [Cheung 2015](#) randomised participants who had successfully quit for seven days using a combination of pharmacotherapy and behavioural support to receive one of two social media interventions lasting two months compared with usual care.

- [McDaniel 2015](#) randomised Quit for Life or employer health-plan enrollees who had quit for 24 hours or more to receive either 10 or 20 interactive voice response (IVR) delivered relapse risk assessments, which triggered a transfer to a Quit Coach for participants exceeding a risk threshold, compared with a standard treatment control.

- [Hayes 2018](#) provided participants who had quit for 24 hours using a state quitline with a print-based self-administered 6-month parenting program designed to engage parents of school-aged children in antismoking socialisation.

Pharmacological interventions

Pharmacological interventions for short-term unaided abstainers

Two studies of nicotine gum randomly assigned participants who had briefly stopped unaided.

- [Killen 1990](#) randomly assigned participants who stopped unaided for 48 hours to nicotine gum on a fixed or ad lib dosing schedule and included a no-gum control.

- [Fortmann 1995](#) randomly assigned participants who stopped smoking unaided for 24 hours to nicotine chewing gum and no medication groups. Both of these factorial studies also included behavioural interventions, as discussed above.

Pharmacological interventions for abstainers following cessation pharmacotherapy

Eight studies enrolled people to use pharmacotherapy to aid initial cessation before randomly assigning successful abstainers to pharmacotherapy for maintenance. We also included in this subgroup a ninth study, [Killen 2006](#), in which participants were randomly assigned before starting the quit attempt. The classification of this study is discussed further in [Effects of interventions](#). Six studies evaluated the effects of extended treatment with bupropion. Three of them also included arms that used nicotine replacement therapy (NRT). Two studies evaluated the effects of extended use of varenicline and one study evaluated the effects of extended use of rimonabant.

- [Hays 2001](#) used bupropion to aid cessation, and participants were randomly assigned if they had quit for at least one week at the end of seven weeks of treatment. Bupropion or placebo was used for the rest of the year, and participants were followed up for a second year.

- [Hurt 2003](#) used a nicotine patch to aid cessation, and abstainers were eligible for randomisation at the end of eight weeks of patch therapy. Bupropion or placebo was used for six months after randomisation and participants were followed up for another six months.

- [Killen 2006](#) used combination therapy of nicotine patch, bupropion, and individual relapse prevention counselling for almost three months, then either bupropion or placebo (after tapering of bupropion) for 14 weeks. Follow-up was at 12 months from quit date. Because participants were randomly assigned at baseline, people who had failed to quit were still eligible for the randomised phase and were included in the denominator.

- [STRATUS-WW 2006](#) randomly assigned participants to 5 mg or 20 mg rimonabant for ten weeks. In the second phase, abstainers in the 5 mg group were randomly assigned to a further 42 weeks of 5 mg rimonabant or placebo, and abstainers in the 20 mg group were randomly assigned to a further 42 weeks of 5

mg of rimonabant, 20 mg of rimonabant or placebo. Participants were followed up at the end of treatment (52 weeks from baseline).

- [Tonstad 2006](#) used open-label varenicline for 12 weeks. Abstainers were randomly assigned to varenicline or placebo for a further 12 weeks, and then were followed up for six months for assessment of abstinence 12 months from quit date.
- [Covey 2007](#) used a bupropion and nicotine patch combination to aid cessation and randomly assigned abstainers after eight weeks. The double-blind placebo-controlled maintenance phase tested bupropion and nicotine gum in a factorial design. Therapy lasted 16 weeks, and participants were followed up for another six months to assess abstinence 12 months from quit date.
- [Croghan 2007](#) randomly assigned participants to bupropion, nicotine inhaler, or combination therapy for three months. In a second phase, abstainers using a single therapy were randomly assigned to continue the same therapy or receive a placebo for a further nine months, with post-therapy follow-up for a further three months. Abstainers using combination therapy were randomly assigned factorially to bupropion or placebo pill and nicotine inhaler or placebo inhaler.
- [Hays 2009](#) used weekly counselling and nicotine patches to aid cessation in a group of recovering alcoholics. At the end of eight weeks of treatment, participants who had quit for at least the last week of patch therapy were randomly assigned to either bupropion or placebo for 44 weeks.
- [Evins 2014](#) enrolled community mental health centre outpatients diagnosed with schizophrenia or bipolar disease who had successfully quit for two weeks with 12 weeks of varenicline and cognitive behavioural therapy (CBT). Participants received 40 weeks of maintenance varenicline and a tapering schedule of relapse prevention-focused CBT.

Section 2. Studies randomly assigning smokers before their quit date

Only one study evaluated pharmacotherapy in this category; all the other studies assessed behavioural interventions. We included two categories of behavioural studies: those that compared time-matched interventions with and without the relapse prevention elements, and those that looked at the effect of extended participant contact. For studies with more than two arms, we included the most intensive versus the least intensive in the main meta-analysis, and we discussed additional differences in the results. We refer to the least intensive intervention as the 'control'.

To evaluate the impact of treatment intensity, we considered separately interventions providing treatment for up to four weeks and interventions providing participant contact for longer than four weeks.

Intervention and control groups matched for contact time

In ten studies, intervention and control conditions were matched for the amount of contact (some studies also compared a longer intervention, in which case the relevant arms were compared in the next category). Eight used a group format for behavioural intervention ([Hall 1984](#); [Davis 1986](#); [Curry 1988](#); [Emmons 1988](#); [Buchkremer 1991 1](#); [Buchkremer 1991 2](#); [Becona 1997](#); [Schroter 2006](#)) and two used an individual counselling format ([Niaura 1999](#); [Schmitz 1999](#)). Three provided pharmacotherapy in all treatment conditions ([Emmons 1988](#); [Buchkremer 1991 1](#); [Buchkremer 1991 2](#)). In one study, a factorial design was used to test nicotine gum against no gum ([Niaura 1999](#)).

The components used for relapse prevention were varied.

- [Hall 1984](#) was a factorial study. The arms comparing two variants of aversive smoking were combined in this analysis. In six of the 14 sessions, the relapse prevention (RP) group received relaxation and relapse prevention skills training and reviewed the cost of smoking and the benefits of abstinence, while the control group met for general discussion.

- [Davis 1986](#) compared three six-session treatments (i.e. active skills training, discussion of high-risk situations (not shown in graphs), and a standard programme). Only 45 participants were included in the study.

- In one arm of a factorial study, [Curry 1988](#) compared two programmes in a self-help format: one using a skills-oriented relapse prevention training permissive to slips, and the other stressing absolute abstinence. The other arm compared these two approaches delivered in a format of eight weekly group sessions, where the absolute abstinence approach also included gradual reduction and a quit date two weeks later than in the relapse prevention group. The two study arms were treated separately.

- [Emmons 1988](#) compared two programmes with different numbers of sessions across the same period of time, both accompanied by nicotine gum. The relapse prevention programme consisted of eight weekly sessions focused on coping with high-risk situations, cognitive behavioural strategies, and role-play. The 'Broad Spectrum' behavioural programme consisted of 12 sessions that focused on strategies for dealing with cravings and weight control, with quitting preceded by nicotine fading over three weeks.

- Two studies by [Buchkremer](#) and colleagues explored a variety of behavioural components, as well as different dosing schedules, for the nicotine patch. The programme consisted of nine weekly sessions with a target quit date after six weeks of gradual reduction. Relapse prevention components including role-play were included in one intervention, and this was compared with a control of the same length ([Buchkremer 1991 1](#)). In a second study, an alternative relapse prevention approach was used; the programme was modified to reach total abstinence after four weeks, and behaviour therapy techniques such as covert sensitisation and thought-stopping were added. As the differences were relatively small, we combined the two relapse prevention programmes ([Buchkremer 1991 2](#)).

- [Becona 1997](#) compared eight-week behavioural treatment programmes with and without a relapse prevention problem-solving component.
- [Niaura 1999](#) tested imaginary cue exposure as an addition to individual cognitive behavioural treatment. All groups had five post-quit sessions, and we have included them in the matched contact control group, although the duration of both control conditions was different. In a factorial design, a nicotine gum condition and a no-gum condition were compared.
- [Schmitz 1999](#) used a sample of women with cardiac risk and compared six sessions of skills-oriented relapse prevention with six sessions of didactic presentations on cardiac risk and the benefits of quitting.
- [Schroter 2006](#) compared six sessions that included components such as role-playing, coping responses to high-risk situations, and self-awareness with a standard behavioural cessation programme that focused on positive changes attained through abstinence.

Intervention and control arms not matched for contact time or duration

Almost all smoking cessation studies that compared more and less intensive treatments included some intervention to prevent relapse. We included only studies that specified relapse prevention as an explicit focus of the intervention in the title or abstract. We did not include studies that offered treatment proactively to special populations such as pregnant or hospitalised smokers because all studies using these groups provided some relapse prevention input within the active treatment arm, and they were covered in separate meta-analyses. When studies had three or more treatment conditions, the main analyses compared the most and least intensive interventions.

Behavioural interventions

Varying intensity of face-to-face treatment

Seven studies compared longer and shorter programmes. The relative intensity of the common cessation programme and of the additional relapse prevention component was variable. We subgrouped studies according to whether the control group received more than four sessions.

- [Killen 1984](#) provided nicotine gum and one-week intensive behavioural treatment, which included relapse prevention components plus seven further brief visits, and compared groups with and without two additional group sessions and optional drop-in visits. A group with no gum was also included but was not used in our analysis.
- [Brandon 1987](#) treated a sample of smokers in six sessions over two weeks and compared a group receiving no further

treatment with a group receiving four additional relapse prevention sessions. Another arm with a rapid puffing component was not covered in this review.

- [Hall 1987](#) combined nicotine or placebo gum with 5 or 14 sessions, and the more intensive treatment also contained a larger relapse prevention component.
- [Buchkremer 1991](#) tested the addition of three booster sessions six months after the basic nine-session programme and a programme with relapse prevention components. All groups received nicotine patches.
- [Shoptaw 2002](#) studied smokers treated for heroin dependence and compared the nicotine patch combined with 12 weeks of brief visits with the additions of a behavioural programme that included relapse prevention and mood management, a contingency management programme in which participants were paid for abstinence, and a combination of the latter two.

In two studies, control groups were offered four or fewer sessions.

- [Hall 1985](#) combined nicotine gum with four educational sessions over three weeks or a behavioural treatment that included relapse prevention components provided in 14 sessions over eight weeks (a behavioural treatment-only group is not included here).
- [Lifrak 1997](#) combined nicotine patch treatment with three supportive sessions with a nurse over nine weeks or with 16 relapse prevention sessions with a behavioural therapist over 16 weeks.

Extended contact using proactive phone calls

Three studies tested extended contact via proactive phone calls. [Lando 1996](#) provided group-based behavioural therapy for eight weeks and compared a group receiving no further treatment with a group receiving proactive calls 1, 8, and 11 months later. [Segan 2011](#) randomly assigned callers to the Victoria, Australia, quitline to four to six additional calls explicitly designed to prevent smoking relapse and compared this with a control group with no additional calls. [Blebil 2014](#) recruited people attending stop-smoking clinics. Both groups received a series of calls following smoking clinic visits over three months, with the intervention group receiving additional phone calls. We excluded other studies that tested the use of telephone counselling as an adjunct (add-on) to nicotine replacement therapy because they did not describe the intervention as relapse prevention, and most of the behavioural support was provided during the period of intended pharmacotherapy (i.e. not extending the overall duration of treatment).

Additional print-based support

[Unrod 2016](#) randomised quitline callers to receive eight Forever Free relapse prevention booklets either all at once or over a 12-

month period, compared with usual care. In [Sheffer 2010](#), quitline callers were randomly assigned to standard quitline service or to standard quitline service plus eight printed self-help booklets aimed at relapse prevention. This was a quasi-randomised trial with significant baseline imbalances.

Additional intervention delivered by computer or mobile phone

Three studies tested additional support provided by computer or mobile phone. [Japuntich 2006](#) provided bupropion and brief individual counselling to all participants. The intervention consisted of internet access to the Comprehensive Health Enhancement Support System for Smoking Cessation and Relapse Prevention (CHESS SCRIP) for 12 weeks. [Wetter 2011](#) tested the addition of computer-delivered treatment. All participants were provided with six weeks of nicotine patch therapy, five group counselling sessions, and ecological momentary assessment (EMA) procedures for one month post-quit date. In addition to the EMA, the intervention arm received computer-delivered treatment on palm-top computers for one month post-quit date, consisting of three modules. [Hicks 2017](#) recruited adult smokers with post-traumatic stress disorder (PTSD). All participants received a mobile phone with a preinstalled contingency management app. The intervention group also received a Stay Quit Coach app tailored for the specific needs of patients with chronic PTSD and designed to be integrated into ongoing psychotherapy.

Formulation of coping strategies

[Van Osch 2008](#) provided participants in a national Quit and Win contest with computer-tailored cessation advice and telephone counselling for one month post-quit date. The intervention and control arms received the exact same programme, but in the intervention arm, participants were asked to formulate three coping plans when completing the baseline survey.

Combined behavioural and pharmacological interventions

[Joseph 2011](#) tested extended treatment with counselling and NRT. All participants were provided with NRT and five telephone calls over four weeks. In the intervention arm, participants received extended telephone counselling and NRT for a further 48 weeks. The control arm received one additional call at eight weeks and no additional NRT.

Extended pharmacotherapy

One study tested extending pharmacotherapy. [Schnoll 2015](#) randomised participants to receive either 24 or 52 weeks of nicotine patch treatment compared with an eight-week nicotine patch treatment control.

Risk of bias in included studies

Risk of bias assessments are summarised in [Figure 2](#) and [Figure 3](#). Judgements are summarised by the domains below. We judged 21 studies to be at high risk of bias in one or more domains, 51 to be at unclear risk of bias in one or more domains and not high in any domain, and five studies to be at low risk of bias across all domains. Details on risk of bias judgements for each study can be found in [Characteristics of included studies](#).

Figure 2.

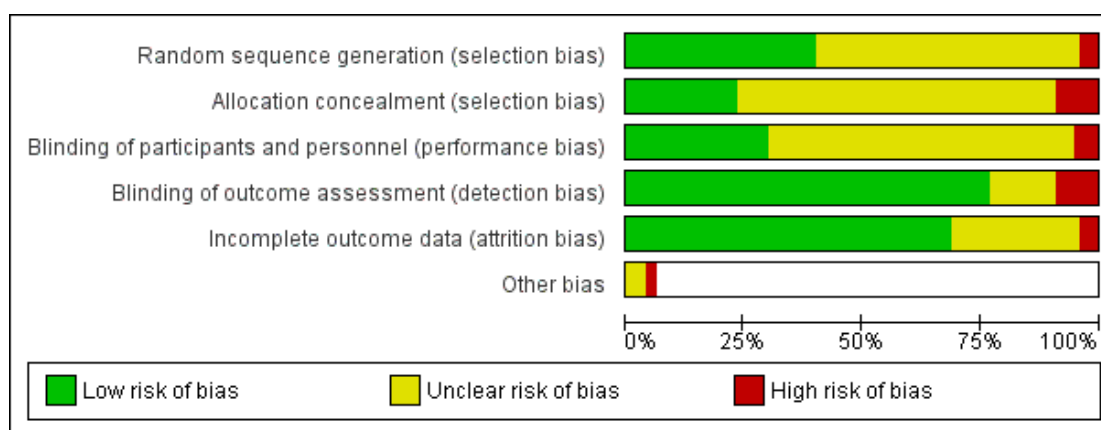
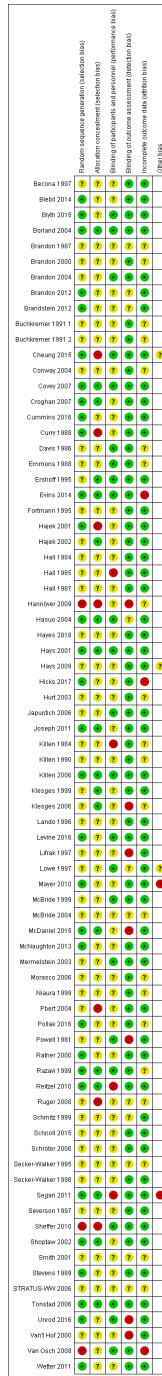


Figure 3. Risk of bias summary: review authors' judgements about each risk of bias item for each included study.



Sample size

Many studies were small and therefore had limited power to detect realistic differences in quit rates, especially in the group that randomly assigned smokers before the quit date.

Study design

Studies randomly assigning successful end-of-treatment quitters provide the most straightforward test of relapse prevention interventions designed for clinical practice (see [Discussion](#)). Eight studies of pharmacological treatments used this approach, but only six studies of behavioural treatments randomly assigned participants who were abstinent after more than one week of treatment ([Razavi 1999](#); [Mayer 2010](#); [Mermelstein 2003](#); [McNaughton 2013](#); [Blyth 2015](#); [Cheung 2015](#)).

Definition of smoking cessation

All studies were required by our inclusion criteria to report smoking status a minimum of six months from the start of the intervention. In the case of studies that randomly assigned smokers before quitting, this could have been from the quit date. Some studies timed follow-up from the end of treatment. Eleven studies ([Emmons 1988](#); [Schmitz 1999](#); [Van't Hof 2000](#); [Japuntich 2006](#); [Reitzel 2010](#); [Sheffer 2010](#); [Brandstein 2012](#); [Blebil 2014](#); [Cheung 2015](#); [Cummins 2016](#); [Hicks 2017](#)) had six months' follow-up, and all others had a longer follow-up period from the start of intervention. Some studies did not provide a definition of abstinence ([Powell 1981](#); [Becona 1997](#); [Klesges 1999](#); [Hasuo 2004](#)), and most others reported a point prevalence rather than a sustained measure of abstinence.

Allocation

Thirty-one studies adequately reported their method of randomisation and we judged them to be at low risk of bias. Forty-three studies did not adequately report on randomisation and we judged them at unclear risk. We judged three studies to be at high risk of bias. [Van Osch 2008](#) assigned participants based on odd or even registration numbers. [Hannöver 2009](#) based allocation on alternation of study screening forms. [Sheffer 2010](#) assigned all callers to a quitline within a six-week period to the intervention group and callers during the six weeks preceding and following the given six-week period to the control group.

As well as judging the randomisation of studies, we also evaluated the concealment of that randomisation. We judged 18 studies to be at low risk of bias. Seven studies did not conceal allocation and thus were at high risk of selection bias. The rest of the studies did not adequately describe allocation concealment; we judged the risk of bias for these studies as unclear.

In total, eight studies were at high risk for some kind of selection bias, and 14 studies were at low risk for selection bias from both sources. The remaining studies were at unclear risk of bias from either randomisation or concealment.

Blinding (performance bias)

Most studies did not provide sufficient detail to allow evaluation of risk of performance bias and hence were judged to be at unclear risk in this domain. Twenty-three studies provided details of blinding procedures sufficient to rate them at low risk of bias in this domain (or, in the case of behavioural interventions where blinding of participants was not possible, where other study characteristics such as similar amounts of contact between conditions, or participants not knowing about other conditions, meant that performance bias was judged to be unlikely). Four studies were judged to be at high risk of performance bias: two studies testing NRT did not provide placebo to the control arms ([Killen 1984](#); [Hall 1985](#)); in one study of a behavioural intervention, neither participants nor providers were blinded, and control participants were aware that the intervention arm was receiving additional treatment ([Reitzel 2010](#)); and in a fourth study, blinding was broken ([Segan 2011](#)).

Validation of self-reported abstinence (detection bias)

Biochemical validation of most or all self-reports of abstinence was reported for most studies. Fourteen studies did not attempt any validation ([Powell 1981](#); [Severson 1997](#); [Klesges 1999](#); [Van't Hof 2000](#); [Mermelstein 2003](#); [Borland 2004](#); [Conway 2004](#); [Klesges 2006](#); [Schroter 2006](#); [Van Osch 2008](#); [Hannöver 2009](#); [Sheffer 2010](#); [Joseph 2011](#); [Segan 2011](#)), but in some other cases, samples were not collected from all participants, were not collected at long-term follow-up, or were not used to correct self-reports. In one unpublished study, it was unclear whether results were validated ([STRATUS-WW 2006](#)), and [Ruger 2008](#) reported the use of biochemical validation but not the cut-off value or the level of misreport. [Pbert 2004](#) noted greater deception amongst intervention group participants than amongst those in the control condition. [Brandon 2012](#) only performed biochemical validation of abstinence in participants within 100 miles of the research team. In studies of behavioural smoking cessation interventions, lack of biochemical validation of self-reported smoking status risks the introduction of significant bias. Participants who received more intensive care can be expected to be trying harder to please their advisors and report 'good news'. When the intervention group received more face-to-face contact than the control group and the results were not biochemically validated, we judged studies to be at high risk of detection bias.

Overall, we judged seven studies to be at high risk of detection bias because of lack of verification of results. Eleven studies did not

provide sufficient information; we judged these to be at unclear risk. The remaining studies were all at low risk of detection bias.

Incomplete outcome data

Another risk of bias specific to smoking cessation studies concerns excluding participants lost to follow-up from the analysis or imputing their outcomes as if their loss to follow-up was independent of outcome. This is because in smoking cessation treatments, participants who fail in stopping smoking may feel embarrassed and may find further participation unhelpful, while those who are successful may be more likely to stay in touch. Treating those lost to follow-up as still smoking is likely to be a reasonable assumption, but sometimes the actual figures are not available, or loss to follow-up is such that most participants have not provided data, or many more participants have been followed up in one arm than in another. When these limitations were present, studies were judged to be at unclear or high risk of attrition bias.

Most studies reported low or moderate losses to follow-up in sufficient detail to be judged at low risk of bias in this domain. Three studies were at high risk from attrition bias. In [Evins 2014](#) there was a 55% follow-up rate in the control group compared with 88% in the intervention group. In [Hicks 2017](#) there was a 50% follow-up rate in the control group compared with 80% in the intervention group. In [Van Osch 2008](#), loss to follow-up was high in both arms (less than 40% of participants followed up at seven months); the study authors cautioned that this limited the validity of the results. A further 21 studies were judged to be at unclear risk of bias in this domain, as the studies did not report results in sufficient detail to permit counting of all participants lost to follow-up as continuing smokers in our analyses.

Effects of interventions

See: [Summary of findings for the main comparison Behavioural interventions for assisted abstainers](#); [Summary of findings 2 Pharmacotherapy for assisted abstainers](#)

Section 1. Studies of abstainers

Behavioural interventions in special populations

Pregnant and postpartum ex-smokers

Pooled results from eight studies of interventions in pregnancy did not demonstrate a benefit at the end of pregnancy ($n = 1523$, risk ratio [RR] 1.05, 95% confidence interval [CI] 0.99 to 1.11, $I^2 = 0\%$; [Analysis 1.1](#)). Fifteen studies included follow-up during the postpartum period. We also detected no significant benefit among this group of studies, overall or in subgroups, according to timing of intervention, with the confidence interval narrowly missing

significance ($n = 4606$, RR 1.02, 95% CI 0.94 to 1.09, $I^2 = 3\%$; [Analysis 1.2](#)). There were two studies that we could not include in the meta-analysis. We were unable to extract data from [Pbert 2004](#) in a comparable format to pool with the other studies, but it did not detect any significant effect of intervention on spontaneous quitters at delivery; the postpartum non-smoking rate was higher in the usual care group. Unlike the other studies, [Levine 2016](#) matched contact between the two intervention groups, so the study was not included in the meta-analysis. However, it did not detect an effect in favour of either group ($n = 300$, RR 0.80, 95% CI 0.53 to 1.20).

Hospital inpatients

There was no evidence of a benefit of behavioural intervention in hospitalised patients who had not smoked in hospital, based on pooled results from three studies ([Schmitz 1999](#); [Hajek 2002](#); [Hasuo 2004](#)), and the behavioural arm of [Cummins 2016](#) ($n = 1300$, RR 0.95, 95% CI 0.81 to 1.11, $I^2 = 0\%$; [Analysis 2.1](#)). Pharmacological interventions were not found to be beneficial either, based on pooled results of nicotine replacement therapy (NRT) from [Brandstein 2012](#), and two arms from [Cummins 2016](#), one of NRT, and one of NRT plus telephone counselling ($n = 1078$, RR 1.23, 95% CI 0.94 to 1.60, $I^2 = 0\%$; [Analysis 2.2](#)).

Military recruits

We did not display results graphically or pool results because denominators were unclear and reported results were corrected for clustering. In all three studies, the period of enforced abstinence did give rise to a higher quit rate than the spontaneous rate expected in these populations of young smokers, but only [Klesges 2006](#) reported a statistically significant effect. With adjustments for clustering and predictors, the result for continuous abstinence at one year was odds ratio (OR) 1.23 (95% CI 1.07 to 1.41, $n = 33,215$). Crude abstinence rates were 15.47% versus 13.74%, so the absolute effect was small. An earlier study of 25,996 participants reported 18% abstinence in the intervention group compared with 17% in the control group, however the denominators for these percentages were unclear ([Klesges 1999](#)). A study of 2781 female naval recruits provided the intervention after the end of training and did not detect an effect of mail (RR 1.03, 95% CI 0.93 to 1.14) or phone intervention (RR 0.93, 95% CI 0.84 to 1.04); fewer than 3% of participants called the helpline for counselling ([Conway 2004](#)).

Behavioural interventions in unselected populations

Behavioural interventions for unaided abstainers

We found no evidence of a benefit of interventions to prevent relapse in people who had initially quit unaided ([Killen 1990](#);

Fortmann 1995; Brandon 2000; Borland 2004; Brandon 2004) (n = 3561, RR 1.06, 95% CI 0.96 to 1.16, I² = 1%; Analysis 3.1). All five studies used low-intensity self-help interventions.

Behavioural interventions for assisted abstainers

We detected no long-term benefit of skills-based interventions in preventing relapse in 10 studies in which abstaining smokers were randomly assigned after they had taken part in a formal treatment programme (n = 5408, RR 0.99, 95% CI 0.87 to 1.13, I² = 56%; Analysis 4.1). There was also no difference between higher intensity interventions (four studies, n = 1121, RR 1.06, 95% CI 0.82 to 1.36, I² = 54%) and lower intensity interventions (six studies, n = 4287, RR 0.95, 95% CI 0.82 to 1.11, I² = 56%). This meta-analysis compared the most intensive intervention with the least intensive control in the studies with more than two arms, except in Cheung 2015, where two intervention arms were combined, and McDaniel 2015, where two intervention arms of differing intensities were listed separately compared with a split control group. Using different comparison conditions did not change the conclusion.

One study compared workplace group counselling with proactive phone counselling post-cessation and did not detect a significant difference between the two at 12 months (workplace versus phone, RR 1.07, 95% CI 0.88 to 1.31; analysis not shown, Mayer 2010).

Pharmacological interventions

Pharmacological interventions for short-term unaided abstainers

Pooled results of two large studies of nicotine gum detected a small effect (Killen 1990; Fortmann 1995) (n = 2261, RR 1.24, 95% CI 1.04 to 1.47, I² = 56%; Analysis 5.1). In both of these studies, the period of unassisted abstinence was short, and these studies were distinct from the next group, in which a more extended period of abstinence was required before the relapse prevention phase was initiated.

Pharmacological interventions for abstainers after cessation therapy

Pooling two studies of NRT (Covey 2007 using gum and Croghan 2007 using inhaler, both with factorial designs entered separately) did not reveal a long-term effect (n = 553, RR 1.04, 95% CI 0.77 to 1.40, I² = 0%; Analysis 6.1). This contrasted with the two studies discussed in the previous section. It is worth noting that adherence with oral NRT was low, and that one study replaced the initial patch treatment with 2 mg gum (Covey 2007). It is also worth noting that this analysis included only a small number of participants and hence confidence intervals were very wide.

The estimated effect of extended therapy with bupropion based on six studies slightly favoured the intervention and narrowly missed statistical significance (n = 1697, RR 1.15, 95% CI 0.98 to 1.35, I² = 0%; Analysis 6.2). Whilst there was no evidence of statistical heterogeneity, some clinical heterogeneity was noted in the intervention used for the cessation induction phase, the duration of treatment, and the duration of follow-up after cessation of medication.

Two studies (Covey 2007; Croghan 2007) allowed a comparison between combination therapy of bupropion and NRT versus neither. No significant benefit was detected (n = 243, RR 1.18, 95% CI 0.75 to 1.87; Analysis 6.3), and some evidence of heterogeneity was found (I² = 66%).

Two studies (Tonstad 2006; Evins 2014) detected a significant benefit of extended varenicline with some heterogeneity (n = 1297, RR 1.23, 95% CI 1.08 to 1.41, I² = 82%; Analysis 6.4). Both studies detected statistically significant effects in favour of the intervention.

One further study (STRATUS-WW 2006; n = 1017) detected a significant benefit of extended treatment with rimonabant (RR 1.29, 95% CI 1.08 to 1.55; Analysis 6.5). Rimonabant is not licensed for use in any country, and its manufacturers are no longer supporting its development because of safety concerns (Cahill 2013).

Section 2. Studies randomly assigning smokers before their quit date

Intervention and control groups matched for contact time

We found that no benefit was derived from the use of specific relapse prevention components in group or individual format interventions; this finding was based on the results of 10 studies (n = 872, RR 0.92, 95% CI 0.72 to 1.16; Analysis 7.1). No evidence of heterogeneity was noted (I² = 11%). All but Niaura 1999 involved treatment contact for longer than four weeks; therefore, we did not conduct a subgroup analysis by treatment duration. Most studies used a skills training approach, so we did not conduct a subgroup analysis by treatment type.

One study with two arms comparing different versions of a self-help programme did not detect a difference in quit rates (Curry 1988, n = 91, RR 1.52, 95% CI 0.67 to 3.46; Analysis 7.2).

Intervention and control arms not matched for contact time or duration

Behavioural interventions

Varying intensity of face-to-face intervention

We detected no effect in seven studies that tested extended face-to-face contact (Killen 1984; Hall 1985; Brandon 1987; Hall 1987; Buchkremer 1991 1; Lifrak 1997; Shoptaw 2002) (n = 699, RR 1.02, 95% CI 0.80 to 1.29, $I^2 = 4\%$; Analysis 8.1). There was no evidence of differences between subgroups based on the number of control group contacts.

Extended contact using proactive telephone calls

Three studies (Lando 1996; Segan 2011; Blebil 2014) did detect a benefit of providing extended contact by telephone, though the lower end of the confidence interval encompassed no effect (n = 2758, RR 1.18, 95% CI 0.93 to 1.49; Analysis 9.1.1). Statistical heterogeneity was moderate ($I^2 = 67\%$), likely because of differences in the initial cessation programme: In Lando 1996, participants received additional calls after an intensive eight-week group programme, whereas in Segan 2011, additional calls were tested as an adjunct to standard quitline treatment and in Blebil 2014, participants received extra calls in adjunct to smoking clinic visits.

Additional print-based support

Two studies (Sheffer 2010; Unrod 2016) did not detect a benefit of providing additional print-based support (n = 4350, RR 1.06, 95% CI 0.93 to 1.20, $I^2 = 57\%$; Analysis 9.1.2). We split the control group in Unrod 2016 and conducted a comparison using both intervention arms. Sheffer 2010 tested the provision of eight “Forever Free” booklets (aimed at relapse prevention) to quitline callers. Significant baseline imbalances were noted between

groups, so we conducted a sensitivity analysis, which showed no difference from excluding it.

Additional intervention delivered by computer or mobile phone

Three studies (Japuntich 2006; Wetter 2011; Hicks 2017) did not detect a benefit of providing additional support via computer or mobile phone (n = 597, RR 1.00, 95% CI 0.73 to 1.37, $I^2 = 0\%$; Analysis 9.1.3).

Formulation of coping strategies

Van Osch 2008 evaluated the impact of asking participants of a Quit and Win contest to formulate coping strategies in advance and also did not detect an effect (n = 1566, RR 1.27, 95% CI 0.97 to 1.67; Analysis 9.1.4).

Combined behavioural and pharmacological interventions

Joseph 2011 tested extended therapy with both NRT and proactive telephone counselling and did not detect a significant effect at 18 months (n = 443, RR 1.28, 95% CI 0.94 to 1.75; Analysis 9.2).

Extended pharmacotherapy

We split the control group in Schnoll 2015 and conducted a comparison using both intervention arms. The study did not detect a benefit of providing extended NRT for 24 or 52 weeks (n = 525, RR 1.07, 95% CI 0.76 to 1.50, $I^2 = 0\%$; Analysis 10.1).

ADDITIONAL SUMMARY OF FINDINGS *[Explanation]*

Pharmacotherapy for relapse prevention for people who have quit smoking using a cessation intervention						
Patient or population: people who have quit smoking using a cessation intervention Intervention: pharmacotherapy for relapse prevention						
Outcomes	Illustrative comparative risks* (95% CI)		Relative effect (95% CI)	No of participants (studies)	Certainty of the evidence (GRADE)	Comments
	Assumed risk	Corresponding risk				
	Control	Pharmacotherapy for relapse prevention				
NRT versus placebo. Smoking cessation Follow-up: 12 to 15 months	Study population (average)		RR 1.04 (0.77 to 1.4)	553 (2 studies)	⊕⊕○○ low ¹	
	234 per 1000	312 per 1000 (231 to 420)				
Bupropion versus placebo. Smoking cessation Follow-up: 12 to 24 months	Study population (average)		RR 1.15 (0.98 to 1.35)	1697 (6 studies)	⊕⊕⊕○ moderate ²	
	243 per 1000	345 per 1000 (294 to 405)				
Combination NRT & bupropion versus placebo. Smoking cessation Follow-up: 12 to 15 months	Study population (average)		RR 1.18 (0.75 to 1.87)	243 (2 studies)	⊕⊕○○ low ¹	
	215 per 1000	354 per 1000 (225 to 561)				
Varenicline versus placebo. Smoking cessation Follow-up: 12 months	Study population (average)		RR 1.23 (1.08 to 1.41)	1297 (2 studies)	⊕⊕⊕○ moderate ³	

	356 per 1000	438 per 1000 (388 to 509)	
--	--------------	------------------------------	--

*The basis for the **assumed risk** (e.g. the median control group risk across studies) is provided in footnotes. The **corresponding risk** (and its 95% confidence interval) is based on the assumed risk in the comparison group and the **relative effect** of the intervention (and its 95% CI).
CI: Confidence interval; **RR:** Risk ratio.

GRADE Working Group grades of evidence:

High certainty: Further research is very unlikely to change our confidence in the estimate of effect.

Moderate certainty: Further research is likely to have an important impact on our confidence in the estimate of effect and may change the estimate.

Low certainty: Further research is very likely to have an important impact on our confidence in the estimate of effect and is likely to change the estimate.

Very low certainty: We are very uncertain about the estimate.

¹ Downgraded two levels for imprecision: total number of events < 100

² Downgraded one level for imprecision: confidence intervals incorporated possibility of no effect and clinically significant effect

³ Downgraded one level for imprecision: high level of statistical heterogeneity ($I^2 = 82\%$). While both studies found statistically significant benefits in favour of the intervention, heterogeneity limited confidence in the precise effect estimate.

DISCUSSION

Summary of main results

As discussed further below, studies that randomised abstainers provided the best evidence on the effectiveness of relapse prevention interventions, and we focus on these when summarising main results and drawing conclusions. In this review, we did not detect a clinically significant effect of existing behavioural 'relapse prevention' methods for people quitting smoking. Our certainty in the evidence for behavioural methods for relapse prevention in people randomised after assisted quitting was moderate and was limited by heterogeneity ([Summary of findings for the main comparison](#)), meaning further studies may change our estimate of effect.

Results for some pharmacotherapies in abstainers were more encouraging, with the certainty of evidence ranging from low to moderate ([Summary of findings 2](#)). The two studies of extended varenicline found it to be beneficial in preventing relapse. Certainty in the effect estimate was moderate, limited by statistical heterogeneity. The study of rimonabant also detected a significant effect in favour of the intervention, but this drug has been withdrawn from the market because of concerns about its safety. Whilst nicotine replacement therapy (NRT) was found to help in unassisted abstainers, two studies of extended NRT in assisted abstainers did not detect an effect, but the certainty of evidence was low. The two comparisons of bupropion plus NRT versus double placebo did not detect an effect either, and the six studies of bupropion, when combined, narrowly missed significance; none yielded a significant result on their own. We graded the certainty of evidence for this comparison as moderate due to imprecision, meaning that future studies may have an important impact on our confidence in the estimate of effect and may change the estimate. In discussing the further implications of this review, we first comment on the technical aspects and limitations and attempt to make some methodological recommendations for future work in this area. We then discuss some of the conclusions pertaining to different treatment formats.

Inclusion and exclusion of studies

Identifying criteria for including studies in this review was difficult. We included all studies that randomly assigned abstainers, as these provide the best test of interventions aimed at maintaining abstinence. Studies randomly assigning smokers before quitting presented a challenge. Although such studies may be described as studies of relapse prevention, they usually test primarily smoking cessation interventions, with interventions aimed at preventing relapse added to the treatment programme but not analysed separately. One of the problems involved in considering the inclusion of smoking cessation studies with a specified relapse prevention component is that they were sometimes similar in design to other

studies that did not specifically mention relapse prevention in their title or abstract but used virtually identical methods. In our initial analyses, we included a wider group of studies (e.g. [Goldstein 1989](#); [Zelman 1992](#); [Hall 1994](#); [Hall 1996](#); [Brown 2001](#)), but in the end we decided to restrict the analysis of studies randomly assigning smokers to those that mentioned relapse prevention explicitly. The results of the review were not affected by this decision, as the excluded studies were also small and did not show significant treatment effects. We also excluded a small number of studies that randomly assigned smokers before quitting and that explicitly included relapse prevention or maintenance but concerned smoking cessation interventions that are already covered by three other Cochrane reviews: exercise ([Ussher 2012](#)), aversive smoking ([Hajek 2001a](#)), and interventions for hospitalised smokers ([Rigotti 2012](#)).

The negative results of the individual studies are fairly consistent, and it is unlikely that using alternative inclusion criteria would lead to different conclusions; however, identifying appropriate studies in this challenging area is difficult. Possible limitations of the review are that we may not have identified all relevant research and that we may not have pooled studies appropriately. We think it is unlikely that large effects have been missed in the studies conducted so far, but in some cases the studies were too small to allow detection of moderate effects.

The two study designs according to the timing of randomisation

The key methodological feature of existing attempts to evaluate relapse prevention interventions concerns the time when participants were randomly assigned (i.e. before or after they stopped smoking).

The main logical argument in favour of randomly assigning smokers before they stop smoking is that much relapse prevention advice could be relevant even in the very first stages of quitting smoking. On the practical side, although it is relatively easy to attract smokers to start an experimental treatment, the samples would be much smaller if only those abstinent at the end of treatment were enrolled. However, combining cessation and relapse prevention reduces the power to detect specific relapse prevention effects. The primary outcome variable is normally the abstinence rate at follow-up, and it is difficult to differentiate any effects that the intervention may have had on the initial smoking cessation from effects on preventing relapse in smokers who were initially successful. The initial success or failure is likely to be determined by a number of intervention and participant variables other than the relapse prevention component, which is usually only a small part of the overall programme. One way to resolve this problem could be to focus the analysis on the initial successes only. However, none of the existing studies used this approach, and the published data usually do not include sufficient details to allow survival analysis. Even if relapse rates for initially successful abstainers were avail-

able, the relapse prevention effect would be difficult to interpret when comparison groups have different short-term cessation rates. Randomly assigning only those smokers who have made a successful quit attempt represents a stronger study design. As cessation interventions are segregated from relapse prevention interventions, the results cannot be skewed by uneven initial cessation rates, any relapse prevention effects are more likely to be detected, and the results are easy to interpret. On the downside, this approach requires greater effort to recruit sufficient samples. Among existing studies of behavioural treatments using this approach, many used spontaneous abstainers, such as pregnant women. The difference between the initial smoking cessation and later relapse prevention treatment is much clearer in pharmacotherapy.

The studies that randomly assigned abstainers varied considerably in the periods of time for which participants had already abstained from smoking (i.e. from 24 hours to 16 months). There seems to be broad agreement on the conceptual distinction between 'stopping smoking' and 'staying quit' and on the common understanding of the concept of relapse, but accepted operational definitions are lacking, although some suggestions have been made (Ossip-Klein 1986). It seems clear that abstinence for a period of time close to inter-cigarette intervals, or overnight abstinence, does not constitute cessation of smoking, and that a return to smoking after several weeks of total abstinence can be classified as a relapse. However, common behaviours such as abstinence for 24 hours or smoking only a few cigarettes every few days, become more difficult to classify. Little consensus has been reached on what amount of smoking after what type of smoking restraint over what period of time represents a relapse as opposed to the initial failure to stop smoking. Ideally, future relapse prevention studies should follow the example of existing drug trials and should use sufficiently long periods of no smoking and sufficiently strict definitions of the initial abstinence and outcome to avoid areas of contention.

Some methodological recommendations

The ideal study of a relapse prevention intervention aimed at complementing existing treatments for smokers seeking help would randomly assign smokers who were abstinent continuously and completely for at least four weeks. An appropriate outcome measure would be continuous lapse-free abstinence of at least six months when the intervention was aimed at avoiding lapses, but some lapses would have to be allowed when the intervention was aimed at helping patients to cope with lapses should these occur. General agreement has been reached that, for dependent smokers seeking treatment, becoming an occasional smoker is usually not an option, and for long-term success, any lapses would have to cease eventually. It would seem sensible to allow lapses over a limited 'period of grace' (e.g. three or even six months), followed by at least six months of lapse-free abstinence. Many studies in this review were seriously underpowered, using 15 or 20 participants per condition. Future research needs to acknowledge that any ef-

fects are likely to be small, and that large samples will be needed to avoid type 2 errors.

Interpreting the review results

The 48 studies that randomly assigned abstainers provide the main interpretable body of data in this field. The results of both special population studies and studies of smokers seeking treatment suggest that behavioural brief interventions and interventions relying on written materials, mailings, and telephone contact are ineffective for relapse prevention. It may be important to note that more intensive approaches were examined in only a handful of studies, and some were too small to allow detection of any realistic effect. Although intensive interventions in this area need to resolve the likely problems related to intervention costs and patient attendance, further work on such treatments may be needed.

Rates of abstinence were highly variable across studies because of such factors as the population studied, the intensity of any cessation intervention provided, the period for which abstinence had already been maintained, the length of follow-up, and the definition of cessation. Because of obvious problems with comparisons of success rates across studies (Hajek 1994), we did not discuss results in terms of the absolute abstinence rates achieved.

With regard to the contents of the behavioural interventions, the negative results concern primarily the traditional skills-based approach, which holds a virtual monopoly in this field. It remains possible that the original concept is valid (i.e. that recent ex-smokers can benefit from being taught how to identify tempting situations), and that effective strategies for coping with such situations can also be taught. If this is the case, the negative results could have been due to the fact that such skills were not being taught effectively. If future studies examine this approach, investigators should try to check whether participants acquired and practised the skills taught. However, an alternative possibility has to be considered - that, despite the strong intuitive validity and popularity of the classic relapse prevention procedures, they do not produce the desired effect. Future studies may be better advised to focus on alternative approaches not studied extensively or at all so far, such as opportunistic use of nicotine replacement, contingency management, social support, cue exposure (only imaginary exposure has been studied so far), interventions aimed at maintaining abstainers' morale and awareness of the danger of slips, and so forth. Regarding pharmacological interventions, some large and well-conducted studies have investigated the extended use of bupropion and varenicline; however, NRT has mostly been studied only in relatively small samples, as an add-on to bupropion trials and in paradigms likely to generate low treatment compliance, which lower the chance of detection of effects of the expected size. Given the good acceptability, safety, and cost profile of NRT, further studies of extended use of traditional NRT and e-cigarettes to prevent relapse in abstainers are needed.

Agreements and disagreements with other studies or reviews

One large review by Coleman and colleagues of relapse prevention interventions for abstinent smokers detected more positive results than ours for some outcomes (Agboola 2010; Coleman 2010). In particular, although we did not detect any significant effects in pooled comparisons, Coleman and colleagues concluded that self-help materials, bupropion, and nicotine replacement therapy were effective at six months and longer. We investigated the reasons for these discrepancies.

Coleman and colleagues used similar search strategies and inclusion criteria to ours, hence at the time our included studies lists mapped closely onto each other. Their review did not include some new studies added in the most recent updates, nor did it include one study from previous versions of this review (Klesges 2006 was excluded because participants included some never smokers). However, the differences in conclusions are not attributable to the exclusion of these studies. Differences between results for the most part were due to decisions about subgroups and outcomes presented.

Although our meta-analysis of bupropion included an additional two studies (Killen 2006; Hays 2009) to the four presented by Coleman and colleagues, the reason for the discrepancy in our pooled results from bupropion studies lies in the outcome data used. Coleman and colleagues used different definitions of abstinence and different denominators; in particular, they did not always count dropouts as continuing smokers. We followed the standard methods used by the Cochrane Tobacco Addiction Group, which resulted in a more conservative outcome. The difference in NRT results is attributable to subgroup decisions. Our pooled results suggested that NRT could be effective in unaided abstainers but did not detect an effect in assisted abstainers; Coleman and colleagues merged the two groups and detected a significant effect overall. Finally, Coleman and colleagues detected a significant effect of written self-help at long-term follow-up. The three included studies from their analysis were included in our analysis of behavioural interventions for unaided abstainers, and our analysis contains an additional two studies. However, the exclusion of these two studies did not change the overall effect in a sensitivity analysis; rather, the difference in results was largely due to the data presented for Brandon 2000. This was a factorial study that tested access to a quitline and repeated mailings; whereas Coleman and colleagues compared the arms that received mailings with the arms that did not (quitline only and control), we compared all intervention arms (quitline, quitline plus mailings, mailings only) with the control arm and used slightly different data obtained via correspondence with the author.

With the exception of these three analyses, the results from Coleman and colleagues are consistent with our own.

The Cochrane review of nicotine receptor partial agonists included the same studies of extended varenicline treatment and agreed with our findings (Cahill 2016). However they also noted that the in-

tegrity of the blinding in the studies may have been compromised because the participants had already used open-label varenicline to achieve initial abstinence. A new Cochrane review comparing different regimens of NRT is currently in progress, and this review will contain in-depth analyses of treatment duration for NRT. Interested readers may wish to compare our results on extended NRT with those in the new review, once it is published.

AUTHORS' CONCLUSIONS

Implications for practice

In people who have successfully stopped smoking using pharmacotherapy, there are mixed results regarding extending pharmacotherapy for longer than is standard. Extended treatment with varenicline helps to prevent relapse. The evidence does not show a benefit from extended treatment with bupropion in preventing relapse, but this evidence is limited by imprecision, and the confidence intervals mean we cannot rule out a clinically important benefit at this stage. Evidence from two studies has not shown a benefit from extended nicotine replacement therapy in assisted smokers, but it may be effective in unassisted smokers.

The available evidence does not support the use of behavioural interventions to help smokers who have successfully quit to avoid relapsing. This evidence focused on interventions that encouraged identifying and resolving tempting situations, as well as minimal interventions using one-off sessions and written materials. There is limited evidence available on alternative approaches.

Implications for research

The current research has limitations both in the methodology and in the treatment approaches tested. Future researchers, especially those exploring behavioural interventions, should take account of this in designing studies of adequate methodology and sample size, and in examining alternatives to attempts to teach skills to cope with risk situations. In pharmacological research, further studies of extended treatment with front-line smoking cessation pharmacotherapies and/or e-cigarettes in abstainers are needed.

ACKNOWLEDGEMENTS

We would like to thank Sue Curry and Roger Secker-Walker for comments on earlier drafts of this review, as well as Esther Coren for consumer input. Hitomi Kobayashi assisted by translating a study in Japanese, Darius Razavi provided additional information on Mayer 2010 and Minxing Chen and David Wetter provided additional data on Wetter 2011. We would also like to thank Lindsay Stead and Timothy Lancaster who were authors of previous

versions of this review, and Sandra Wilcox and Lee Bromhead for reviewing the plain language summary.

We are also very grateful to our peer reviewers:

- Professor Andrew J. Saxon, MD, Department of Psychiatry & Behavioral Sciences, University of Washington School of Medicine, Director, Center of Excellence in Substance Abuse Treatment and Education (CESATE), VA Puget Sound Health Care System

- A. Eden Evins, MD, MPH, Founding Director, Massachusetts General Hospital Center for Addiction Medicine,

Cox Family Professor of Psychiatry in the Field of Addiction Medicine, Harvard Medical School

This project was supported by the National Institute for Health Research (NIHR), via Cochrane Infrastructure and Cochrane Programme Grant funding to the Cochrane Tobacco Addiction Group. The views and opinions expressed therein are those of the authors and do not necessarily reflect those of the Systematic Reviews Programme, NIHR, NHS or the Department of Health and Social Care. JHB is also part-funded by the NIHR Oxford Biomedical Research Centre (BRC).

REFERENCES

References to studies included in this review

Becona 1997 *{published data only}*

Becona E, Vazquez FL. Does using relapse prevention increase the efficacy of a program for smoking cessation? An empirical study. *Psychological Reports* 1997;**81**(1):291–6.

Blebil 2014 *{published data only}*

Blebil AQ, Sulaiman SA, Hassali MA, Dujaili JA, Zin AM. Impact of additional counselling sessions through phone calls on smoking cessation outcomes among smokers in Penang State, Malaysia. *BMC Public Health* 2014;**14**:460.

Blyth 2015 *{published data only}*

* Blyth A, Maskrey V, Notley C, Barton GR, Brown TJ, Aveyard P, et al. Effectiveness and economic evaluation of self-help educational materials for the prevention of smoking relapse: randomised controlled trial. *Health Technology Assessment* 2015;**19**(59):1–70.
Maskrey V, Blyth A, Brown TJ, Barton GR, Notley C, Aveyard P, et al. Self-help educational booklets for the prevention of smoking relapse following smoking cessation treatment: a randomized controlled trial. *Addiction* 2015; **110**(12):No Pagination Specified.
Song F, Holland R, Barton GR, Bachmann M, Blyth A, Maskrey V, et al. Self-help materials for the prevention of smoking relapse: study protocol for a randomized controlled trial. *Trials* 2012;**13**:69.

Borland 2004 *{published data only}*

Borland R, Balmford J, Hunt D. The effectiveness of personally tailored computer-generated advice letters for smoking cessation. *Addiction* 2004;**99**:369–77.

Brandon 1987 *{published data only}*

Brandon TH, Zelman DC, Baker TB. Effects of maintenance sessions on smoking relapse: delaying the inevitable?. *Journal of Consulting and Clinical Psychology* 1987;**55**:780–2.

Brandon 2000 *{published and unpublished data}*

Brandon TH, Collins BN, Juliano LM, Lavee AB. Preventing relapse among former smokers: a comparison of

minimal interventions through telephone and mail. *Journal of Consulting and Clinical Psychology* 2000;**68**:103–13.

Brandon 2004 *{published and unpublished data}*

* Brandon TH, Meade CD, Herzog TA, Chirikos TN, Webb MS, Cantor AB. Efficacy and cost-effectiveness of a minimal intervention to prevent smoking relapse: dismantling the effects of amount of content versus contact. *Journal of Consulting and Clinical Psychology* 2004;**72**: 797–800.
Chirikos TN, Herzog TA, Meade CD, Webb MS, Brandon TH. Cost-effectiveness analysis of a complementary health intervention: the case of smoking relapse prevention. *International Journal of Technology Assessment in Health Care* 2004;**20**:475–80.

Brandon 2012 *{published data only}*

Brandon TH, Simmons VN, Meade CD, Quinn GP, Lopez Khoury EN, Sutton SK, et al. Self-help booklets for preventing postpartum smoking relapse: a randomized trial. *American Journal of Public Health* 2012;**102**(11):2109–15.

Brandstein 2012 *{published data only}*

Brandstein K. A proactive smoking cessation intervention with hospitalized smokers: a randomized controlled trial. *Dissertation Abstracts International* 2012;**72**(8-B):4600.

Buchkremer 1991 1 *{published data only}*

Buchkremer G, Minneker E, Block M. Smoking-cessation treatment combining transdermal nicotine substitution with behavioral therapy. *Pharmacopsychiatry* 1991;**24**:96–102.

Buchkremer 1991 2 *{published data only}*

Buchkremer G, Minneker E, Block M. Smoking-cessation treatment combining transdermal nicotine substitution with behavioral therapy. *Pharmacopsychiatry* 1991;**24**:96–102.

Cheung 2015 *{published data only}*

Cheung YT, Chan CH, Lai CK, Chan WF, Wang MP, Li HC, et al. Using WhatsApp and Facebook online social groups for smoking relapse prevention for recent quitters: a pilot pragmatic cluster randomized controlled trial. *Journal of Medical Internet Research* 2015;**17**(10):e238.

- Conway 2004** *{published data only}*
 * Conway TL, Woodruff SI, Edwards CC, Elder JP, Hurtado SL, Hervig LK. Operation Stay Quit: evaluation of two smoking relapse prevention strategies for women after involuntary cessation during US Navy recruit training. *Military Medicine* 2004;**169**:236–42.
 Edwards CC, Woodruff SI, Conway TL. Operation Stay Quit: preventing smoking relapse among US Navy women. *American Journal of Health Behavior* 1999;**23**(5):352–5.
- Covey 2007** *{published data only}*
 Covey LS, Glassman AH, Jiang H, Fried J, Masmela J, LoDuca C, et al. A randomized trial of bupropion and/or nicotine gum as maintenance treatment for preventing smoking relapse. *Addiction* 2007;**102**(8):1292–302.
- Croghan 2007** *{published data only}*
 Croghan IT, Hurt RD, Dakhil SR, Croghan GA, Sloan JA, Novotny PJ, et al. Randomized comparison of a nicotine inhaler and bupropion for smoking cessation and relapse prevention. *Mayo Clinic Proceedings* 2007;**82**(2):186–95.
- Cummins 2016** *{published data only}*
 Cummins S, Zhu SH, Gamst A, Kirby C, Brandstein K, Klonoff-Cohen H, et al. Nicotine patches and quitline counseling to help hospitalized smokers stay quit: study protocol for a randomized controlled trial. *Trials* 2012;**13**(1):128.
 * Cummins SE, Gamst AC, Brandstein K, Seymann GB, Klonoff-Cohen H, Kirby CA, et al. Helping hospitalized smokers: a factorial RCT of nicotine patches and counseling. *American Journal of Preventive Medicine* 2016;**51**(4):578–86.
- Curry 1988** *{published data only}*
 Curry SJ, Marlatt GA, Gordon J, Baer JS. A comparison of alternative theoretical approaches to smoking cessation and relapse. *Health Psychology* 1988;**7**(6):545–56.
- Davis 1986** *{published data only}*
 Davis JR, Glaros AG. Relapse prevention and smoking cessation. *Addictive Behaviors* 1986;**11**:105–14.
- Emmons 1988** *{published data only}*
 Emmons KM, Emont SL, Collins RL, Weidner G. Relapse prevention versus broad spectrum treatment for smoking cessation: a comparison of efficacy. *Journal of Substance Abuse* 1988;**1**:79–89.
- Ershoff 1995** *{published data only}*
 Ershoff DH, Quinn VP, Mullen PD. Relapse prevention among women who stop smoking early in pregnancy: a randomized clinical trial of a self-help intervention. *American Journal of Preventive Medicine* 1995;**11**(3):178–84.
- Evins 2014** *{published data only}*
 Evins AE, Cather C, Pratt SA, Pachas GN, Hoepfner SS, Goff DC, et al. Maintenance treatment with varenicline for smoking cessation in patients with schizophrenia and bipolar disorder: a randomized clinical trial. *JAMA* 2014;**311**(2):145–54.
 NCT00621777. A study of varenicline for prevention of relapse to smoking in patients with schizophrenia (SCRIP). clinicaltrials.gov/ct2/show/NCT00621777 (first received 2015).
 Thorndike AN, Achtyes ED, Cather C, Pratt S, Pachas GN, Hoepfner S, et al. Weight gain and 10-year cardiovascular risk with sustained tobacco abstinence in smokers with serious mental illness: a subgroup analysis of a randomized trial. *Journal of Clinical Psychiatry* 2016;**77**(3):e320–6.
- Fortmann 1995** *{published data only}*
 Fortmann SP, Killen JD. Nicotine gum and self-help behavioral treatment for smoking relapse prevention: results from a trial using population-based recruitment. *Journal of Consulting and Clinical Psychology* 1995;**63**(3):460–8.
- Hajek 2001** *{published data only}*
 Hajek P, West R, Lee A, Foulds J, Owen L, Eiser JR, et al. Randomized controlled trial of a midwife-delivered brief smoking cessation intervention in pregnancy. *Addiction* 2001;**96**(3):485–94.
- Hajek 2002** *{published data only}*
 Hajek P, Taylor TZ, Mills P. Brief intervention during hospital admission to help patients to give up smoking after myocardial infarction and bypass surgery: randomised controlled trial. *BMJ* 2002;**324**:87–9.
- Hall 1984** *{published data only}*
 Hall SM, Rugg D, Tunstall C, Jones RT. Preventing relapse to cigarette smoking by behavioral skill training. *Journal of Consulting and Clinical Psychology* 1984;**52**(3):372–82.
- Hall 1985** *{published data only}*
 Hall SM, Killen JD. Psychological and pharmacological approaches to smoking relapse prevention. *NIDA Research Monograph* 1985;**53**:131–43.
 * Hall SM, Tunstall C, Rugg D, Jones R, Benowitz N. Nicotine gum and behavioral treatment in smoking cessation. *Journal of Consulting and Clinical Psychology* 1985;**53**:256–8.
- Hall 1987** *{published data only}*
 * Hall SM, Tunstall CD, Ginsberg D, Benowitz NL, Jones RT. Nicotine gum and behavioral treatment: a placebo controlled trial. *Journal of Consulting and Clinical Psychology* 1987;**55**(4):603–5.
- Hannöver 2009** *{published data only}*
 * Hannover W, Thyrian JR, Roske K, Grempler J, Rumpf HJ, John U, et al. Smoking cessation and relapse prevention for postpartum women: results from a randomized controlled trial at 6, 12, 18 and 24 months. *Addictive Behaviors* 2009;**34**:1–8. DOI: 10.1016/j.addbeh.2008.07.021
 Roske K, Schumann A, Hannover W, Grempler J, Thyrian JR, Rumpf HJ, et al. Postpartum smoking cessation and relapse prevention intervention: a structural equation modeling application to behavioral and non-behavioral outcomes of a randomized controlled trial. *Journal of Health Psychology* 2008;**13**:556–68.
 Thyrian JR, Freyer-Adam J, Hannover W, Roske K, Mentzel F, Kufeld C, et al. Adherence to the principles of motivational interviewing, clients' characteristics and behavior outcome in a smoking cessation and relapse

- prevention trial in women postpartum. *Addictive Behaviors* 2007;**32**:2297–303.
- Hasuo 2004** *{published data only}*
Hasuo S, Tanaka H, Oshima A. Efficacy of a smoking relapse prevention program by postdischarge telephone contacts: a randomized trial. *Nippon Koshu Eisei Zasshi* 2004;**51**:403–12.
- Hayes 2018** *{published data only}*
Hayes KA, Jackson C, Dickinson DM, Miller AL. Providing antismoking socialization to children after quitting smoking: does it help parents stay quit?. *American Journal of Health Promotion* 2018;**32**(5):1257–63.
- Hays 2001** *{published data only}*
Abel GA, Hays JT, Decker PA, Croghan GA, Kuter DJ, Rigotti NA. Effects of biochemically confirmed smoking cessation on white blood cell count. *Mayo Clinic Proceedings* 2005;**80**:1022–8.
Cox LS, Patten CA, Niaura RS, Decker PA, Rigotti N, Sachs DPL, et al. Efficacy of bupropion for relapse prevention in smokers with and without a past history of major depression. *Journal of General Internal Medicine* 2004;**19**: 828–34.
Durcan MJ, Deener G, White J, Johnston JA, Gonzales D, Niaura R, et al. The effect of bupropion sustained-release on cigarette craving after smoking cessation. *Clinical Therapeutics* 2002;**24**(4):540–51.
Durcan MJ, Johnston JA, White J, Gonzales D, Sachs DP, Rigotti N, et al. Bupropion SR for relapse prevention: a “slips-allowed” analysis. *American Journal of Health Behavior* 2004;**28**:456–63.
Gonzales D, Bjornson W, Durcan MJ, White JD, Johnston JA, Buist AS, et al. Effects of gender on relapse prevention in smokers treated with bupropion SR. *American Journal of Preventive Medicine* 2002;**22**(4):234–9.
* Hays JT, Hurt RD, Rigotti NA, Niaura R, Gonzales D, Durcan MJ, et al. Sustained-release bupropion for pharmacologic relapse prevention after smoking cessation. A randomized, controlled trial. *Annals of Internal Medicine* 2001;**135**:423–33.
Hurt RD, Wolter TD, Rigotti N, Hays JT, Niaura R, Durcan MJ, et al. Bupropion for pharmacologic relapse prevention to smoking - predictors of outcome. *Addictive Behaviors* 2002;**27**(4):493–507.
- Hays 2009** *{published data only}*
* Hays JT, Hurt RD, Decker PA, Croghan IT, Offord KP, Patten CA. A randomized, controlled trial of bupropion sustained-release for preventing tobacco relapse in recovering alcoholics. *Nicotine and Tobacco Research* 2009;**11**(7): 859–67.
Hurt RD, Patten CA, Offord KP, Croghan IT, Decker PA, Morris RA, et al. Treating nondepressed smokers with alcohol dependence in sustained full remission: nicotine patch therapy tailored to baseline serum cotinine. *Journal of Studies on Alcohol* 2005;**66**(4):506–16.
- Hicks 2017** *{published data only}*
Hicks TA, Thomas SP, Wilson SM, Calhoun PS, Kuhn ER, Beckham JC. A preliminary investigation of a relapse prevention mobile application to maintain smoking abstinence among individuals with posttraumatic stress disorder. *Journal of Dual Diagnosis* 2017;**13**(1):15–20.
- Hurt 2003** *{published data only}*
Hurt RD, Krook JE, Croghan IT, Loprinzi CL, Sloan JA, Novotny PJ, et al. Nicotine patch therapy based on smoking rate followed by bupropion for prevention of relapse to smoking. *Journal of Clinical Oncology* 2003;**21**:914–20.
- Japuntich 2006** *{published data only}*
Japuntich SJ, Zehner ME, Smith SS, Jorenby DE, Valdez JA, Fiore MC, et al. Smoking cessation via the internet: a randomized clinical trial of an internet intervention as adjuvant treatment in a smoking cessation intervention. *Nicotine & Tobacco Research* 2006;**8 Suppl 1**:S59–67.
- Joseph 2011** *{published data only}*
Joseph AM, Fu SS, Lindgren B, Rothman AJ, Kodl M, Lando H, et al. Chronic disease management for tobacco dependence: a randomized, controlled trial. *Archives of Internal Medicine* 2011;**171**(21):1894–900.
- Killen 1984** *{published data only}*
* Killen JD, Maccoby N, Taylor CB. Nicotine gum and self-regulation training in smoking relapse prevention. *Behavior Therapy* 1984;**15**:234–48.
- Killen 1990** *{published and unpublished data}*
Killen JD, Fortmann SP, Newman B, Varady A. Evaluation of a treatment approach combining nicotine gum with self-guided behavioral treatments for smoking relapse prevention. *Journal of Consulting and Clinical Psychology* 1990;**58**:85–92.
- Killen 2006** *{published data only}*
Killen JD, Fortmann SP, Murphy GM Jr, Hayward C, Arredondo C, Cromp D, et al. Extended treatment with bupropion SR for cigarette smoking cessation. *Journal of Consulting and Clinical Psychology* 2006;**74**(2):286–94.
- Klesges 1999** *{published data only}*
Klesges RC, Haddock CK, Lando H, Talcott GW. Efficacy of forced smoking cessation and an adjunctive behavioral treatment on long-term smoking rates. *Journal of Consulting and Clinical Psychology* 1999;**67**:952–8.
- Klesges 2006** *{published data only}*
* Klesges RC, Debon M, Vander Weg MW, Haddock CK, Lando HA, Relyea GE, et al. Efficacy of a tailored tobacco control program on long-term use in a population of U.S. military troops. *Journal of Consulting & Clinical Psychology* 2006;**74**(2):295–306.
Klesges RC, Sherrill-Mittleman D, Ebbert JO, Talcott GW, Debon M. Tobacco use harm reduction, elimination, and escalation in a large military cohort. *American Journal of Public Health* 2010;**100**(12):2487–92.
- Lando 1996** *{published data only}*
* Lando HA, Pirie PL, Roski J, McGovern PG, Schmid LA. Promoting abstinence among relapsed chronic smokers: the effect of telephone support. *American Journal of Public Health* 1996;**86**:1786–90.

Levine 2016 {published data only}

Katz MH. Preventing smoking relapse after delivery - maintaining a pregnant pause. *JAMA Internal Medicine* 2016;**176**(4):452.

Kolko RP, Emery RL, Cheng Y, Levine MD. Do psychiatric disorders or measures of distress moderate response to postpartum relapse prevention interventions?. *Nicotine & Tobacco Research* 2017;**19**(5):615–22.

* Levine MD, Cheng Y, Marcus MD, Kalarchian MA, Emery RL. Preventing postpartum smoking relapse: a randomized clinical trial. *JAMA Internal Medicine* 2016;**176**(4):443–52.

Levine MD, Marcus MD, Kalarchian MA, Cheng Y. Strategies to Avoid Returning to Smoking (STARTS): a randomized controlled trial of postpartum smoking relapse prevention interventions. *Contemporary Clinical Trials* 2013;**36**(2):565–73.

Lifrak 1997 {published data only}

Lifrak P, Gariti P, Alterman A, Volpicelli J, O'Brien C. Combining individual relapse prevention counseling with a transdermal nicotine patch for smoking cessation. *Journal of Addictive Diseases* 1994;**13**(4):251.

* Lifrak P, Gariti P, Alterman AI, McKay J, Volpicelli J, Sparkman T, et al. Results of two levels of adjunctive treatment used with the nicotine patch. *American Journal of Addiction* 1997;**6**:93–8.

Lowe 1997 {published data only}

Lowe JB, Windsor R, Balanda KP, Woodby L. Smoking relapse prevention methods for pregnant women: a formative evaluation. *American Journal of Health Promotion* 1997;**11**:244–6.

Mayer 2010 {published and unpublished data}

Mayer C, Vandecasteele H, Bodo M, Primo C, Slachmuylder JL, Kaufman L, et al. Smoking relapse prevention programs and factors that predict abstinence: a controlled study comparing the efficacy of workplace group counselling and proactive phone counselling. *Journal of Smoking Cessation* 2010;**5**(1):83–94.

McBride 1999 {published data only}

McBride CM, Curry SJ, Lando HA, Pirie PL, Grothaus LC, Nelson JC. Prevention of relapse in women who quit smoking during pregnancy. *American Journal of Public Health* 1999;**89**:706–11.

McBride 2004 {published data only}

McBride CM, Baucom DH, Peterson BL, Pollak KI, Palmer C, Westman E, et al. Prenatal and postpartum smoking abstinence - a partner-assisted approach. *American Journal of Preventive Medicine* 2004;**27**(3):232–8.

McDaniel 2015 {published data only}

McDaniel AM, Vickerman KA, Stump TE, Monahan PO, Fellows JL, Weaver MT, et al. A randomised controlled trial to prevent smoking relapse among recently quit smokers enrolled in employer and health plan sponsored quitlines. *BMJ Open* 2015;**5**(6):e007260.

McNaughton 2013 {published data only}

McNaughton B, Frohlich J, Graham A, Young QR. Extended interactive voice response telephony (IVR) for relapse prevention after smoking cessation using varenicline and IVR: a pilot study. *BMC Public Health* 2013;**13**:824.

Mermelstein 2003 {published data only}

Mermelstein R, Hedeker D, Wong SC. Extended telephone counseling for smoking cessation: does content matter? . *Journal of Consulting and Clinical Psychology* 2003;**71**: 565–74.

Morasco 2006 {published data only}

Morasco BJ, Dornelas EA, Fischer EH, Oncken C, Lando HA. Spontaneous smoking cessation during pregnancy among ethnic minority women: a preliminary investigation. *Addictive Behaviors* 2006;**31**(2):203–10.

Niaura 1999 {published data only}

Niaura R, Abrams DB, Shadel WG, Rohsenow DJ, Monti PM, Sirota AD. Cue exposure treatment for smoking relapse prevention: a controlled clinical trial. *Addiction* 1999;**94** (5):685–96.

Pbert 2004 {published data only}

Pbert L, Ockene JK, Zapka J, Ma YS, Goins KV, Oncken C, et al. A community health center smoking-cessation intervention for pregnant and postpartum women. *American Journal of Preventive Medicine* 2004;**26**(5): 377–85.

Pollak 2016 {published data only}

Pollak KI, Fish LJ, Lyna P, Peterson BL, Myers ER, Gao X, et al. Efficacy of a nurse-delivered intervention to prevent and delay postpartum return to smoking: the quit for two trial. *Nicotine & Tobacco Research* 2016;**18**(10):1960–6.

Powell 1981 {published data only}

Powell DR, McCann BS. The effects of a multiple treatment program and maintenance procedures on smoking cessation. *Preventive Medicine* 1981;**10**:94–104.

Ratner 2000 {published data only}

Johnson JL, Ratner PA, Bottorff JL, Hall W, Dahinten S. Preventing smoking relapse in postpartum women. *Nursing Research* 2000;**49**:44–52.

Ratner PA, Johnson JL, Bottorff JL. Smoking relapse and early weaning among postpartum women: is there an association?. *Birth* 1999;**26**(2):76–82.

* Ratner PA, Johnson JL, Bottorff JL, Dahinten S, Hall W. Twelve-month follow-up of a smoking relapse prevention intervention for postpartum women. *Addictive Behaviors* 2000;**25**:81–92.

Razavi 1999 {published data only}

Razavi D, Vandecasteele H, Primo C, Bodo M, Debrier F, Verbist H, et al. Maintaining abstinence from cigarette smoking: effectiveness of group counselling and factors predicting outcome. *European Journal of Cancer* 1999;**35**: 1238–47.

Reitzel 2010 {published data only}

Heppner WL, Ji L, Reitzel LR, Reitzel L, Castro Y, Correa-Fernandez V, et al. The role of prepartum motivation in the

- maintenance of postpartum smoking abstinence. *Health Psychology* 2011;**30**(6):736–45.
- * Reitzel LR, Vidrine JI, Businelle MS, Kendzor DE, Costello TJ, Li Y, et al. Preventing postpartum smoking relapse among diverse low-income women: a randomized clinical trial. *Nicotine & Tobacco Research* 2010;**12**(4): 326–35.
- Ruger 2008** *{published data only}*
Ruger JP, Weinstein MC, Hammond SK, Kearney MH, Emmons KM. Cost-effectiveness of motivational interviewing for smoking cessation and relapse prevention among low-income pregnant women: a randomized controlled trial. *Value in Health* 2008;**11**:191–8.
- Schmitz 1999** *{published data only}*
Schmitz JM, Spiga R, Rhoades HM, Fuentes F. Smoking cessation in women with cardiac risk: a comparative study of two theoretically based therapies. *Nicotine & Tobacco Research* 1999;**1**(1):87–94.
- Schnoll 2015** *{published data only}*
Schnoll RA, Goelz PM, Veluz-Wilkins A, Blazekovic S, Powers L, Leone FT, et al. Long-term nicotine replacement therapy: a randomized clinical trial. *JAMA Internal Medicine* 2015;**175**(4):504–11.
- Schroter 2006** *{published data only}*
Schroter M, Collins SE, Frittrang T, Buchkremer G, Batra A. Randomized controlled trial of relapse prevention and a standard behavioral intervention with adult smokers. *Addictive Behaviors* 2006;**31**(7):1259–64.
- Secker-Walker 1995** *{published data only}*
Secker-Walker RH, Solomon LJ, Flynn BS, Skelly JM, LePage SS, Goodwin GD, et al. Smoking relapse prevention counseling during prenatal and early postnatal care. *American Journal of Preventive Medicine* 1995;**11**:86–93.
- Secker-Walker 1998** *{published data only}*
Secker-Walker RH, Solomon LJ, Flynn BS, Skelly JM, Mead PB. Smoking relapse prevention during pregnancy. A trial of coordinated advice from physicians and individual counseling. *American Journal of Preventive Medicine* 1998;**15**:25–31.
- Segan 2011** *{published data only}*
Segan CJ, Borland R. Does extended telephone callback counselling prevent smoking relapse?. *Health Education Research* 2011;**26**(2):336–47.
- Severson 1997** *{published data only}*
* Severson HH, Andrews JA, Lichtenstein E, Wall M, Akers L. Reducing maternal smoking and relapse: long-term evaluation of a pediatric intervention. *Preventive Medicine* 1997;**26**:120–30.
Wall MA, Severson HH, Andrews JA, Lichtenstein E, Zoref L. Pediatric office-based smoking intervention - Impact on maternal smoking and relapse. *Pediatrics* 1995;**96**:622–8.
- Sheffer 2010** *{published data only}*
Sheffer CE, Stitzer M, Brandon T, Bursac Z. Effectiveness of adding relapse prevention materials to telephone counselling. *Journal of Substance Abuse Treatment* 2010;**39**: 71–7.
- Shoptaw 2002** *{published data only}*
Shoptaw S, Rotheram-Fuller E, Yang X, Frosch D, Nahom D, Jarvik ME, et al. Smoking cessation in methadone maintenance. *Addiction* 2002;**97**:1317–28.
- Smith 2001** *{published data only}*
Smith SS, Jorenby DE, Fiore MC, Anderson JE, Mielke MM, Beach KE, et al. Strike while the iron is hot: can stepped-care treatments resurrect relapsing smokers? . *Journal of Consulting and Clinical Psychology* 2001;**69**: 429–39.
- Stevens 1989** *{published data only}*
* Stevens VJ, Hollis JF. Preventing smoking relapse, using an individually tailored skills-training technique. *Journal of Consulting and Clinical Psychology* 1989;**57**:420–4.
- STRATUS-WW 2006** *{published and unpublished data}*
* Niaura R. Long-term maintenance of abstinence from smoking with rimonabant: results from the STRATUS Worldwide trial. 1-year efficacy/safety results. *American Thoracic Society Conference*. 2005. clinicaltrials.gov ID NCT00459173
Niaura R. Long-term maintenance of abstinence from smoking with rimonabant: results from the STRATUS Worldwide trial. 6-month efficacy/safety results. *American Thoracic Society Conference*. 2004:POS1–054.
Sanofi Aventis. Information meeting. en.sanofi-aventis.com/Images/en_050301_up_2004_Full_Year_Results_Analysts_Investors_meeting_in_Paris_presentati3612.pdf (accessed 23 November 2006).
- Tonstad 2006** *{published data only}*
Bolin K, Mörk A-C, Wilson K. Smoking-cessation therapy using varenicline: the cost-utility of an additional 12-week course of varenicline for the maintenance of smoking abstinence. *Journal of Evaluation in Clinical Practice* 2009;**15**:478–85.
Hajek P, Tønnesen P, Arteaga C, Russ C, Tonstad S. Varenicline in prevention of relapse to smoking: effect of quit pattern on response to extended treatment. *Addiction* 2009;**104**:1597–602.
Knight C, Howard P, Baker CL, Marton JP. The cost-effectiveness of an extended course (12 + 12 weeks) of varenicline compared with other available smoking cessation strategies in the United States: an extension and update to the BENESCO model. *Value in Health* 2010;**13**(2): 209–14.
Knight CJ, Howard PA, Baker CL. An evaluation of the cost-effectiveness of an extended course of varenicline in preventing smokers who have quit from relapsing [PSM3]. *Value in Health* 2007;**10**(6):A472.
Lee JH, Jones PG, Bybee K, O’Keefe JH. A longer course of varenicline therapy improves smoking cessation rates. *Preventive Cardiology* 2008;**11**(4):210–4.
O’Brien CP. Varenicline as maintenance therapy. *Current Psychiatry Reports* 2007;**9**(5):348–8.
* Tonstad S, Tonnesen P, Hajek P, Williams KE, Billing CB, Reeves KR. Effect of maintenance therapy with varenicline on smoking cessation: a randomized controlled trial. *JAMA* 2006;**296**:64–71.

Unrod 2016 *{published data only}*

Unrod M, Simmons VN, Sutton SK, Cummings KM, Celestino P, Craig BM, et al. Relapse-prevention booklets as an adjunct to a tobacco quitline: a randomized controlled effectiveness trial. *Nicotine & Tobacco Research* 2016;**18**(3): 298–305.

Van't Hof 2000 *{published data only}*

Van't Hof SM, Wall MA, Dowler DW, Stark MJ. Randomised controlled trial of a postpartum relapse prevention intervention. *Tobacco Control* 2000;**9** Suppl 3: III64–6.

Van Osch 2008 *{published data only}*

Van Osch L, Lechner L, Reubsat A, Wigger S, De Vries H. Relapse prevention in a national smoking cessation contest: effects of coping planning. *British Journal of Health Psychology* 13;**2008**:525–35.

Wetter 2011 *{published data only}*

Wetter D, McClure J. A randomized clinical trial of a palmtop computer-delivered treatment for smoking relapse prevention among women. *Psychology of Addictive Behaviours* 2011;**25**(2):365–71.

References to studies excluded from this review**Adams 2011** *{published data only}*

Adams KK, Merritt TA. Prevention of postpartum smoking relapse in mothers to prevent infant exposure to second-hand smoke. *Journal of Investigative Medicine* 2011;**59**:102.

Allen 2007 *{published data only}*

Allen S, Bade T, Hatsukami D. Smoking relapse in women: effect of menstrual phase. SYM 10B Society for Research on Nicotine and Tobacco 13th Annual Meeting; 2007 February 21–24; Austin, TX. 2007.

Alterman 2001 *{published data only}*

Alterman AI, Gariti P, Mulvaney F. Short- and long-term smoking cessation for three levels of intensity of behavioral treatment. *Psychology of Addictive Behaviors* 2001;**15**(3): 261–4.

Berndt 2012 *{published data only}*

Berndt N, Bolman C, Lechner L, Mudde A, Verheugt FW, De Vries H. Effectiveness of two intensive treatment methods for smoking cessation and relapse prevention in patients with coronary heart disease: study protocol and baseline description. *BMC Cardiovascular Disorders* 2012; **12**:33.

Bottausci 1995 *{published data only}*

Bottausci AJ. An experimental study of cue exposure as a relapse prevention technique in smoking cessation maintenance. *Masters Abstracts International* 1995;**32**(3): 1063.

Brown 2001 *{published data only}*

Brown RA, Kahler CW, Niaura R, Abrams DB, Sales SD, Ramsey SE, et al. Cognitive-behavioral treatment for depression in smoking cessation. *Journal of Consulting and Clinical Psychology* 2001;**69**:471–80.

Carmody 1988 *{published data only}*

Carmody TP, Loew DE, Hall RG, Breckenridge JS. Nicotine polacrilex: clinic-based strategies with chronically ill smokers. Special Issue. Pharmacological adjuncts and nutritional supplements in the treatment of drug dependence. *Journal of Psychoactive Drugs* 1988;**20**(3): 269–74.

Carmody 2017 *{published data only}*

Carmody TP, Duncan CL, Solkowitz SN, Huggins J, Simon JA. Hypnosis for smoking relapse prevention: a randomized trial. *American Journal of Clinical Hypnosis* 2017;**60**(2): 159–71.

Cather 2013 *{published data only}*

Cather C, Dyer MA, Burrell HA, Hoepfner B, Goff DC, Evins AE. An open trial of relapse prevention therapy for smokers with schizophrenia. *Journal of Dual Diagnosis* 2013;**9**(1):87–93.

Cinciripini 2000 *{published data only}*

Cinciripini PM, McClure JB, Wetter DW, Perry J, Blalock JA, Cinciripini LG, et al. An evaluation of videotaped vignettes for smoking cessation and relapse prevention during pregnancy: the very important pregnant smokers (VIPS) program. *Tobacco Control* 2000;**9** Suppl:III, 61–3.

Copeland 2006 *{published data only}*

Copeland AL, Martin PD, Geiselman PJ, Rash CJ, Kendzor DE. Smoking cessation for weight-concerned women: group vs. individually tailored, dietary, and weight-control follow-up sessions. *Addictive Behaviors* 2006;**31**(1):115–27.

Davis 1995 *{published data only}*

Davis MJ, Baker LJV. Smoking cessation: the use of a choice of strategies to aid cessation and maintenance. *Irish Journal of Psychology* 1995;**16**(2):150–61.

DiSantis 2010 *{published data only}*

DiSantis KI, Collins BN, McCoy AC. Associations among breastfeeding, smoking relapse, and prenatal factors in a brief postpartum smoking intervention. *Acta Obstetrica Et Gynecologica Scandinavica* 2010;**89**(4):582–6.

Dooley 1992 *{published data only}*

Dooley RT, Halford WK. A comparison of relapse prevention with nicotine gum or nicotine fading in modification of smoking. *Australian Psychology* 1992;**27**(3): 186–91.

Dubren 1977 *{published data only}*

Dubren R. Self-reinforcement by recorded telephone messages to maintain non-smoking behavior. *Journal of Consulting and Clinical Psychology* 1977;**45**:358–60.

Dunphy 2000 *{published data only}*

Dunphy PM. *Using an Empowerment and Education Intervention to Prevent Smoking Relapse in the Early Postpartum Period [dissertation]*. Philadelphia: University of Pennsylvania, 2000.

Elfeddali 2012 *{published data only}*

Elfeddali I, Bolman C, Candel MJ, Wiers RW, De Vries H. Preventing smoking relapse via web-based computer-

- tailored feedback: a randomized controlled trial. *Journal of Medical Internet Research* 2012;**14**(4):e109.
- Evins 2011** *{published data only}*
Evins AE, Pachas G, Mischoulon D, Urbanoski K, Carlini S, Sousa J, et al. A double-blind, placebo-controlled trial of the NMDA glycine site antagonist, GW468816, for prevention of relapse to smoking in females. *Journal of Clinical Psychopharmacology* 2011;**31**(5):597–602.
- Feeney 2001** *{published data only}*
Feeney GF, McPherson A, Connor JP, McAlister A, Young MR, Garrahy P. Randomized controlled trial of two cigarette quit programmes in coronary care patients after acute myocardial infarction. *Internal Medicine Journal* 2001;**31**(8):470–5.
- French 2007** *{published data only}*
French GM, Groner JA, Wewers ME, Ahijevych K. Staying smoke free: an intervention to prevent postpartum relapse. *Nicotine & Tobacco Research* 2007;**9**(6):663–70.
- Froelicher 2000** *{published data only}*
Froelicher ES, Christopherson DJ. Women's Initiative for Nonsmoking (WINS) I: design and methods. *Heart & Lung* 2000;**29**(6):429–37.
- Garvey 2012** *{published data only}*
Garvey AJ, Kalman D, Hoskinson RA Jr, Kinnunen T, Wadler BM, Thomson CC, et al. Front-loaded versus weekly counseling for treatment of tobacco addiction. *Nicotine & Tobacco Research* 2012;**14**(5):578–85.
- George 2000** *{published data only}*
George TP, Ziedonis DM, Feingold A, Pepper WT, Satterburg CA, Winkel J, et al. Nicotine transdermal patch and atypical antipsychotic medications for smoking cessation in schizophrenia. *American Journal of Psychiatry* 2000;**157**(11):1835–42.
- Goldstein 1989** *{published data only}*
* Goldstein MG, Niaura R, Follick MJ, Abrams DB. Effects of behavioral skills training and schedule of nicotine gum administration on smoking cessation. *American Journal of Psychiatry* 1989;**146**:56–60.
- Gruder 1993** *{published data only}*
* Gruder CL, Mermelstein RJ, Kirkendol S, Hedeker D, Wong SC, Schreckengost J, et al. Effects of social support and relapse prevention training as adjuncts to a televised smoking-cessation intervention. *Journal of Consulting and Clinical Psychology* 1993;**61**(1):113–20.
Warnecke RB, Flay BR, Kviz FJ, Gruder CL, Langenberg P, Crittenden KS, et al. Characteristics of participants in a televised smoking cessation intervention. *Preventive Medicine* 1991;**20**:389–403.
- Hall 1994** *{published data only}*
Hall SM, Munoz RF, Reus VI. Cognitive-behavioral intervention increases abstinence rates for depressive-history smokers. *Journal of Consulting and Clinical Psychology* 1994;**62**(1):141–6.
- Hall 1996** *{published data only}*
* Hall SM, Munoz RF, Reus VI, Sees KL, Duncan C, Humfleet GL, et al. Mood management and nicotine gum in smoking treatment - a therapeutic contact and placebo-controlled study. *Journal of Consulting and Clinical Psychology* 1996;**64**:1003–9.
- Hall 1998** *{published data only}*
* Hall SM, Reus VI, Munoz RF, Sees KL, Humfleet G, Hartz DT, et al. Nortriptyline and cognitive-behavioral therapy in the treatment of cigarette smoking. *Archives of General Psychiatry* 1998;**55**:683–90.
Hall SM, Reus VI, Munoz RF, Sees KL, Humfleet GL, Frederick S. Nortriptyline and cognitive-behavioral treatment of cigarette smoking. Proceedings of the CPDD Annual Meeting; San Juan, Puerto Rico. 1996; Vol. 52.
- Hall 2011** *{published data only}*
* Hall SM, Humfleet GL, Muñoz RF, Reus VI, Prochaska JJ, Robbins JA. Using extended cognitive behavioral treatment and medication to treat dependent smokers. *American Journal of Public Health* 2011;**101**(12):2349–56.
Prochaska JJ, Hall SM, Humfleet G, Munoz RF, Reus V, Gorecki J, et al. Physical activity as a strategy for maintaining tobacco abstinence: a randomized trial. *Preventive Medicine* 2008;**47**(2):215–20.
- Hassandra 2017** *{published data only}*
* Hassandra M, Lintunen T, Hagger MS, Heikkinen R, Vanhala M, Kettunen T. An mHealth app for supporting quitters to manage cigarette cravings with short bouts of physical activity: a randomized pilot feasibility and acceptability study. *JMIR mHealth and uHealth* 2017;**5**(5):e74.
Hassandra M, Lintunen T, Kettunen T, Vanhala M, Toivonen HM, Kinnunen K, et al. Effectiveness of a mobile phone app for adults that uses physical activity as a tool to manage cigarette craving after smoking cessation: a study protocol for a randomized controlled trial. *JMIR Research Protocols* 2015;**4**(4):e125.
- Juliano 2006** *{published data only}*
Juliano LM, Houtsmuller EJ, Stitzer ML. A preliminary investigation of rapid smoking as a lapse-responsive treatment for tobacco dependence. *Experimental & Clinical Psychopharmacology* 2006;**14**:429–38.
- Klesges 1987** *{published data only}*
Klesges R, Glasgow RE, Klesges L, Morray K, Quale R. Competition and relapse prevention training in worksite smoking modification. *Health Education Research* 1987;**2**:5–14.
- Lando 1997** *{published data only}*
* Lando HA, Rolnick S, Klevan D, Roski J, Cherney L, Lauger G. Telephone support as an adjunct to transdermal nicotine in smoking cessation. *American Journal of Public Health* 1997;**87**:1670–4.
Rolnick SJ, Klevan D, Cherney L, Lando HA. Nicotine replacement therapy in a group model HMO. *HMO Practice* 1997;**11**:34–7.
- Laude 2017** *{published data only}*
Laude JR, Bailey SR, Crew E, Varady A, Lembke A, McFall D, et al. Extended treatment for cigarette smoking

cessation: a randomized control trial. *Addiction* 2017;**112**(8):1451–9.

Macleod 2003 *{published data only}*

Macleod ZR, Charles MA, Arnaldi VC, Adams IM. Telephone counselling as an adjunct to nicotine patches in smoking cessation: a randomised controlled trial. *Medical Journal of Australia* 2003;**179**:349–52.

Miller 1997 *{published data only}*

* Miller NH, Smith PM, DeBusk RF, Sobel DS, Taylor CB. Smoking cessation in hospitalized patients - results of a randomized trial. *Archives of Internal Medicine* 1997;**157**:409–15.
Taylor CB, Miller NH, Herman S, Smith PM, Sobel D, Fisher L, et al. A nurse-managed smoking cessation program for hospitalized smokers. *American Journal of Public Health* 1996;**86**:1557–60.

NCT00218465 *{published data only}*

NCT00218465. Effectiveness of GW468816, an NMDA glycine site antagonist, for prevention of relapse to smoking. clinicaltrials.gov/show/NCT00218465 (date first received: 2010).

NCT00621777 *{published data only}*

NCT00621777. A study of varenicline for prevention of relapse to smoking in patients with schizophrenia. clinicaltrials.gov/ct2/show/nct00621777 (date first received: 2015).

NCT01131156 *{published data only}*

NCT01131156. Prevention of postpartum smoking relapse in mothers of infants in the neonatal intensive care unit (NICU). clinicaltrials.gov/ct2/show/NCT01131156 (date first received: 2010).

NCT02888444 *{published data only}*

NCT02888444. Smoking relapse prevention among COPD ex-smokers. clinicaltrials.gov/show/NCT02888444 (date first received: 2016).

NCT02968095 *{published data only}*

NCT02968095. Text message support to prevent smoking relapse. clinicaltrials.gov/show/NCT02968095 (date first received: 2016).

Phillips 2012 *{published data only}*

Phillips RM, Merritt TA, Goldstein MR, Deming DD, Slater LE, Angeles DM. Supporting mother-infant bonding increases the duration of breastfeeding in mothers with newborns in the neonatal intensive care unit. *Breastfeeding Medicine* 2011;**6**:S4.

* Phillips RM, Merritt TA, Goldstein MR, Deming DD, Slater LE, Angeles DM. Prevention of postpartum smoking relapse in mothers of infants in the neonatal intensive care unit. *Journal of Perinatology* 2012;**32**(5):374–80.

Reid 1999 *{published data only}*

Reid RD, Pipe A, Dafoe WA. Is telephone counselling a useful addition to physician advice and nicotine replacement therapy in helping patients to stop smoking? A randomized controlled trial. *Canadian Medical Association Journal* 1999;**160**:1577–81.

Snuggs 2012 *{published data only}*

Snuggs S, McRobbie H, Myers K, Schmocker F, Goddard J, Hajek P. Using text messaging to prevent relapse to smoking: intervention development, practicability and client reactions. *Addiction* 2012;**107**(Suppl 2):39–44.

Solomon 2000 *{published data only}*

Solomon LJ, Scharoun GM, Flynn BS, Secker-Walker RH, Sepinwall D. Free nicotine patches plus proactive telephone peer support to help low-income women stop smoking. *Preventive Medicine* 2000;**31**:68–74.

Storro 2008 *{published data only}*

Storro O, Oien T, Johnsen R. Preventing relapse of smoking among postnatal women and their partners in primary care: a controlled birth cohort intervention study. *Allergy* 2008;**63**(Suppl 88):483.

Tonstad 2013 *{published data only}*

Tonstad S, Heggen E, Giljam H, Lagerbäck PA, Tønnesen P, Wikingsson LD, et al. Niccine®, a nicotine vaccine for relapse prevention: a phase II, randomized, placebo-controlled, multicenter clinical trial. *Nicotine & Tobacco Research* 2013 [Epub ahead of print].

Yoon 2009 *{published data only}*

Yoon JH, Higgins ST, Bradstreet MB, Badger GJ, Thomas CS. Changes in the relative reinforcing effects of cigarette smoking as a function of initial abstinence. *Psychopharmacology* 2009;**205**(2):305–18.

Zelman 1992 *{published data only}*

Zelman DC, Brandon TH, Jorenby DE, Baker TB. Measures of affect and nicotine dependence predict differential response to smoking cessation treatments. *Journal of Consulting and Clinical Psychology* 1992;**60**:943–52.

References to ongoing studies

Bock 2014 *{published data only}*

Bock BC, Rosen RK, Fava JL, Gaskins RB, Jennings E, Thind H, et al. Testing the efficacy of yoga as a complementary therapy for smoking cessation: design and methods of the BreathEasy trial. *Contemporary Clinical Trials* 2014; Vol. 38, issue 2:321–32.

Brandon 2014 *{published data only}*

Brandon TH, Klesges RC, Ebbert JO, Talcott GW, Thomas F, Leroy K, et al. Preventing smoking initiation or relapse following 8.5 weeks of involuntary smoking abstinence in basic military training: trial design, interventions, and baseline data. *Contemporary Clinical Trials* 2014; Vol. 38, issue 1:28–36.

Diaz 2016 *{published data only}*

Diaz DB, Brandon TH, Sutton SK, Meltzer LR, Hoehn HJ, Meade CD, et al. Smoking relapse-prevention intervention for cancer patients: study design and baseline data from the surviving SmokeFree randomized controlled trial. *Contemporary Clinical Trials* 2016; Vol. 50:84–9.

Fallgatter 2015 *{published data only}*

Fallgatter AJ, Dieler A, Herrmann MJ, Dresler T. Non-invasive brain stimulation - a modern approach to improved

therapy of nicotine addiction?. *Brain Stimulation* 2015;**8**(2): 429.

Garvey 2012a {published data only}

Garvey AJ, Kalman D, Hoskinson RA, Kinnunen T, Armour CD, Copp S, et al. Effects of extended-duration counseling vs. shorter-duration counseling after 1.5 years of follow-up (POS4-49). Society for Research on Nicotine and Tobacco 18th Annual Meeting March 13-16. 2012:139.

Giovanardi 2016 {published data only}

Giovanardi C, Malbos E, Baumstarck K, Parola N, Pelissier MF, Lancon C, et al. Virtual reality cue exposure for the relapse prevention of tobacco consumption: a study protocol for a randomized controlled trial. *Trials* 2016;**17**(1):96.

ISRCTN11111428 {published data only}

ISRCTN11111428. Relapse prevention trial. ISRCTN Registry.

Meghea 2015 {published data only}

Meghea CI, Brinzaniuc A, Miha D, Iuhas CI, Stamatian F, Caracostea G, et al. A couple-focused intervention to prevent postnatal smoking relapse: PRISM study design. *Contemporary Clinical Trials* 2015;**41**:273-9.

NCT01162239 {published data only}

NCT01162239. Maintaining nonsmoking. clinicaltrials.gov/show/NCT01162239 (first received 2010).

NCT01756885 {published data only}

NCT01756885. Extended duration varenicline for smoking among cancer patients: a clinical trial. clinicaltrials.gov/show/NCT01756885 (first received 2012).

NCT02271919 {published data only}

NCT02271919. Varenicline and combined nicotine replacement therapy (NRT) for initial smoking cessation and rescue treatment in smokers: a randomized pilot trial. clinicaltrials.gov/show/NCT02271919 (first received 2014).

NCT02327104 {published data only}

NCT02327104. Effectiveness of mindfulness based relapse prevention for tobacco dependents. clinicaltrials.gov/ct2/show/NCT02327104 (first received 2014).

Additional references

Agboola 2010

Agboola S, McNeill A, Coleman T, Leonardi Bee J. A systematic review of the effectiveness of smoking relapse prevention interventions for abstinent smokers. *Addiction* 2010;**105**(8):1362-80.

Cahill 2013

Cahill K, Stevens S, Perera R, Lancaster T. Pharmacological interventions for smoking cessation: an overview and network meta-analysis. *Cochrane Database of Systematic Reviews* 2013, Issue 5. DOI: 10.1002/14651858.CD009329.pub2

Cahill 2016

Cahill K, Lindson-Hawley N, Thomas KH, Fanshaw TR, Lancaster T. Nicotine receptor partial agonists for smoking

cessation. *Cochrane Database of Systematic Reviews* 2016, Issue 5. DOI: 10.1002/14651858.CD006103.pub7

Coleman 2010

Coleman T, Agboola S, Leonardi-Bee J, Taylor M, McEwen A, McNeill A. Relapse prevention in UK Stop Smoking Services: current practice, systematic reviews of effectiveness and cost-effectiveness analysis. *Health Technology Assessment* 2010;**14**(49):1-152.

Edwards 1999

Edwards CC, Woodruff SI, Conway TL. Operation Stay Quit: preventing smoking relapse among US Navy women. *American Journal of Health Behavior* 1999;**23**(5):352-5.

Hajek 1994

Hajek P. Appraising the efficacy of psychological treatments for smokers. *Journal of Smoking-Related Disorders* 1994;**5**: 101-7.

Hajek 2001a

Hajek P, Stead LF. Aversive smoking for smoking cessation. *Cochrane Database of Systematic Reviews* 2001, Issue 3. DOI: 10.1002/14651858.CD000546.pub2

Hartmann-Boyce 2018

Hartmann-Boyce J, Chepkin SC, Ye W, Bullen C, Lancaster T. Nicotine replacement therapy versus control for smoking cessation. *Cochrane Database of Systematic Reviews* 2018, Issue 5. DOI: 10.1002/14651858.CD000146.pub5

Higgins 2003

Higgins JP, Thompson SG, Deeks JJ, Altman DG. Measuring inconsistency in meta-analyses. *BMJ* 2003; **7414**:557-60.

Hughes 2014

Hughes JR, Stead LF, Hartmann-Boyce J, Cahill K, Lancaster T. Antidepressants for smoking cessation. *Cochrane Database of Systematic Reviews* 2014, Issue 1. DOI: 10.1002/14651858.CD000031.pub4

Lancaster 2017

Lancaster T, Stead LF. Individual behavioural counselling for smoking cessation. *Cochrane Database of Systematic Reviews* 2017, Issue 3. DOI: 10.1002/14651858.CD001292.pub3

Marlatt 1985

Marlatt A, Gordon J. *Relapse Prevention*. New York: Guilford Press, 1985.

Marlatt 2008

Marlatt GA, Donovan DM, editors. *Relapse Prevention: Maintenance Strategies in the Treatment of Addictive Behaviours*. 2nd Edition. New York: Guilford Press, 2008.

Ossip-Klein 1986

Ossip-Klein DJ, Bigelow G, Parker SR, Curry S, Hall S, Kirkland S. Classification and assessment of smoking behavior. *Health Psychology* 1986;**5** Suppl:3-11.

Rigotti 2012

Rigotti NA, Munafò MR, Stead LF. Interventions for smoking cessation in hospitalised patients. *Cochrane Database of Systematic Reviews* 2012, Issue 5. DOI: 10.1002/14651858.CD001837.pub3

Segan 2008

Segan CJ, Borland R, Hannan A, Stillman S. The challenge of embracing a smoke-free lifestyle: a neglected area in smoking cessation programs. *Health Education Research* 2008;**23**(1):1–9. DOI: 10.1093/her/cyl157

Stead 2017

Stead LF, Carroll AJ, Lancaster T. Group behaviour therapy programmes for smoking cessation. *Cochrane Database of Systematic Reviews* 2017, Issue 3. DOI: 10.1002/14651858.CD001007.pub3

Ussher 2012

Ussher MH, Taylor AH, Faulkner G. Exercise interventions for smoking cessation. *Cochrane Database of Systematic Reviews* 2012, Issue 1. DOI: 10.1002/14651858.CD002295.pub4

References to other published versions of this review**Hajek 2005**

Hajek P, Stead LF, West R, Jarvis M, Lancaster T. Relapse prevention interventions for smoking cessation. *Cochrane Database of Systematic Reviews* 2005, Issue 1. DOI: 10.1002/14651858.CD003999.pub2

Hajek 2009

Hajek P, Stead LF, West R, Jarvis M, Lancaster T. Relapse prevention interventions for smoking cessation. *Cochrane Database of Systematic Reviews* 2009, Issue 1. DOI: 10.1002/14651858.CD003999.pub3

Hajek 2013

Hajek P, Stead LF, West R, Jarvis M, Hartmann-Boyce J, Lancaster T. Relapse prevention interventions for smoking cessation. *Cochrane Database of Systematic Reviews* 2013, Issue 8. DOI: 10.1002/14651858.CD003999.pub4

* Indicates the major publication for the study

CHARACTERISTICS OF STUDIES

Characteristics of included studies [ordered by study ID]

Becona 1997

Methods	Setting: cessation clinic, Spain Recruitment: community volunteers Group size: 36 to 40	
Participants	76 smokers, ≥ 10 cigs/day (excluded an untreated control group of 40, not randomly selected). 51% female, average age 34, average cigs/day 28	
Interventions	Both conditions received 8 weekly sessions in groups of 36 to 40, duration not specified, TQD week 4, 2 experienced therapists 1. Standard programme: motivational contract, nicotine fading, stimulus control 2. Relapse prevention. As 1 plus problem solving	
Outcomes	Abstinence at 12 months (definition not specified) Validation: CO < 8 ppm during therapy, informants during follow-up	
Notes		
<i>Risk of bias</i>		
Bias	Authors' judgement	Support for judgement
Random sequence generation (selection bias)	Unclear risk	Randomisation method not described
Allocation concealment (selection bias)	Unclear risk	No information given
Blinding of participants and personnel (performance bias) All outcomes	Unclear risk	Not specified
Blinding of outcome assessment (detection bias) All outcomes	Low risk	Biochemically validated abstinence
Incomplete outcome data (attrition bias) All outcomes	Low risk	All randomly assigned participants included in ITT analysis

Blebil 2014

Methods	Setting: quit smoking clinics, Malaysia Recruitment: eligible clinic attendees
Participants	231 smokers, 120 in phone support arm and 111 in control 96.1% male, average age: 48, average cigarettes/day: 14
Interventions	1. Relapse prevention: as control with an additional phone call after each visit in month 1 providing information, encouragement, etc 2. Control: attend quit smoking clinic 4 times in month 1, 2 times in month 2 with a phone call after each visit, and 1 visit with 2 phone calls in month 3, self-help materials throughout
Outcomes	Point prevalence abstinence at 6 months Validation: CO \geq 7 ppm at 6 months
Notes	Dropouts counted as continuing smokers Funding not declared Declaration of Interests: "The authors declare that they have no competing interests."

Risk of bias

Bias	Authors' judgement	Support for judgement
Random sequence generation (selection bias)	Low risk	Assignments created by Urn design
Allocation concealment (selection bias)	Unclear risk	No information on concealment
Blinding of participants and personnel (performance bias) All outcomes	Unclear risk	No information on blinding
Blinding of outcome assessment (detection bias) All outcomes	Low risk	Biochemically validated abstinence
Incomplete outcome data (attrition bias) All outcomes	Low risk	Low dropout rate at 6 months

Blyth 2015

Methods	Setting: participants' own homes, UK Recruitment: short-term quitters recruited from NHS Stop Smoking Clinics
Participants	1404 ex-smokers (4-week abstinence), 702 in intervention group and 702 in control 47.3% male, average age 47, average cigarettes per day 20

Blyth 2015 (Continued)

Interventions	1. Relapse prevention: eight 'Forever Free' self-help booklets by post 2. Control: single leaflet 'Learning to Stay Stopped' routinely given to NHS patients
Outcomes	Continuous abstinence from 2 to 12 months Validation: CO < 10 ppm at 12 months
Notes	Funding: "This project was funded by the National Institute for Health Research (NIHR) Health Technology Assessment programme" Declaration of Interest: "Paul Aveyard has done ad hoc consultancy and research for the pharmaceutical industry on smoking cessation."

Risk of bias

Bias	Authors' judgement	Support for judgement
Random sequence generation (selection bias)	Low risk	Simple randomisation method used
Allocation concealment (selection bias)	Unclear risk	Quote: "The participant allocation was 'concealed' because the recruitment of quitters occurred before the random allocation." However, it was unclear how this would achieve allocation concealment
Blinding of participants and personnel (performance bias) All outcomes	Low risk	Blinding not performed, but face-to-face contact was the same between the two groups, so performance bias unlikely
Blinding of outcome assessment (detection bias) All outcomes	Low risk	Biochemically validated abstinence
Incomplete outcome data (attrition bias) All outcomes	Low risk	Follow-up rates similar in both groups (intervention = 87%, control = 85%)

Borland 2004

Methods	Setting: Quitline, Australia Recruitment: volunteers calling a quitline to request self help materials
Participants	215 smokers who had quit at time of recruitment (other participants not included in this review) Demographics for all participants: 54% female, approximately 47% < 30 years, average cigs/day 21 63% had quit in previous week

Borland 2004 (Continued)

Interventions	All participants received a quit pack at the time of first contact with the quitline, 1 to 2 days before recruitment 1. Series of tailored advice letters based on standardised telephone assessment. 2 to 3 pages, tailored in part by stage of change, timing varied 2. No further intervention	
Outcomes	Abstinence at 12 months, sustained for 6 months Validation: none	
Notes		
Risk of bias		
Bias	Authors' judgement	Support for judgement
Random sequence generation (selection bias)	Low risk	Computer-generated numbers with even numbers allocated to intervention
Allocation concealment (selection bias)	Low risk	ID number generated after agreement to participate
Blinding of participants and personnel (performance bias) All outcomes	Low risk	Blinding not possible because of nature of the intervention, but "participants in each condition [did] not know about the other condition unless they specifically asked ... (none did)"
Blinding of outcome assessment (detection bias) All outcomes	Low risk	No blinding or validation of smoking status, but because of low-contact nature of intervention, differential misreport of smoking unlikely
Incomplete outcome data (attrition bias) All outcomes	Low risk	Losses to follow-up 23% in each group; all included in ITT analysis

Brandon 1987

Methods	Setting: cessation clinic, USA Recruitment: community volunteers
Participants	39 abstainers at the end of cessation treatment Sex not specified, average age 31, average cigs/day 27 Treatment: groups of 3 to 7 (probably) Therapists: 3, counterbalanced across treatments
Interventions	All-included cessation programme 6 × 2 hours over 2 weeks 1. Relapse prevention 4 × 1.5 hour sessions, 2, 4, 8, 12 weeks post-cessation: self-monitoring, advice, assignment of exposure and coping exercises

Brandon 1987 (Continued)

	2. No maintenance, one assessment session at 12 weeks	
Outcomes	Abstinence at 12 months (assume point prevalence) (phone assessment, non-therapist). Validation: CO only during treatment, phoning 2 collaterals - no results given	
Notes	A treatment arm that included rapid puffing not included	
<i>Risk of bias</i>		
Bias	Authors' judgement	Support for judgement
Random sequence generation (selection bias)	Unclear risk	Randomly by treatment group before cessation programme, method not described
Allocation concealment (selection bias)	Unclear risk	No information given
Blinding of participants and personnel (performance bias) All outcomes	Unclear risk	Not specified
Blinding of outcome assessment (detection bias) All outcomes	Unclear risk	Biochemically validated abstinence but no results provided
Incomplete outcome data (attrition bias) All outcomes	Unclear risk	8 randomly assigned participants did not achieve initial cessation and were not included in analysis as their allocation was not given

Brandon 2000

Methods	Setting: community, USA Recruitment: advertisements for ex-smokers wanting to avoid relapse
Participants	584 ex-smokers (abstinent > 7 days at baseline). Average age 49, median abstinence 6.5 months, mean 16 months
Interventions	2 × 2 factorial design testing mail and phone intervention Mailings condition: 8 Stay Quit booklets mailed at 1, 2, 3, 5, 7, 9, 12 months Hotline condition: information about Stay Quit hotline. Asked to call to register. Participants were called if they did not register within 2 weeks and at 3 months if they had not called Minimal contact condition received; first Stay Quit booklet
Outcomes	Abstinence at 12 months (no smoking in past 7 days) All participants were abstinent at baseline, and relapse rates were low. Validation: CO < 10 ppm for participants living within 75 miles of laboratory

Brandon 2000 (Continued)

Notes	No true control Of 804 randomly assigned, results were based on 584 who met inclusion criteria and were sent materials (until 2009 update, denominator of 446 was used. Author provided additional data)	
Risk of bias		
Bias	Authors' judgement	Support for judgement
Random sequence generation (selection bias)	Unclear risk	Randomisation method not described
Allocation concealment (selection bias)	Unclear risk	No details given
Blinding of participants and personnel (performance bias) All outcomes	Unclear risk	Not specified
Blinding of outcome assessment (detection bias) All outcomes	Low risk	"The CO results from the subsample suggest that participants' self-reported smoking status had satisfactory validity"
Incomplete outcome data (attrition bias) All outcomes	Unclear risk	Some post randomisation dropouts not included but equally distributed

Brandon 2004

Methods	Setting: community, USA Recruitment: advertisements for ex-smokers wanting to avoid relapse
Participants	481 ex-smokers (abstinent > 7 days at baseline) 66% female, average age 52, average cigs/day 25. Median 75 days of abstinence
Interventions	2 × 2 factorial design testing effects of contact versus content 1. Repeated mailings. High contact-high content. 8 "Forever Free" booklet mailings at enrolment and 1, 2, 3, 5, 7, 8, 12 months 2. Massed mailings. Low contact - high content. Same 8 booklets at enrolment 3. Repeated letters. High contact - low content. Single "Forever Free" booklet, 7 supportive letters, same schedule as 1. Provided extended contact and social support without skills training 4. Control. Low contact - low content. Single booklet, no further contact
Outcomes	Abstinence at 24 months (no smoking in past 7 days) Validation: CO for 21 local quitters, no misreporting identified
Notes	New for 2009 update No true control. Other 3 arms compared with single booklet condition in main analysis.

Brandon 2004 (Continued)

	Of 895 randomly assigned, results based on 431 who met inclusion criteria and returned follow-up questionnaire. Non-responders excluded rather than assumed to have relapsed	
Risk of bias		
Bias	Authors' judgement	Support for judgement
Random sequence generation (selection bias)	Unclear risk	Randomisation method not described
Allocation concealment (selection bias)	Unclear risk	No details given
Blinding of participants and personnel (performance bias) All outcomes	Low risk	Because of the nature of the intervention, blinding not possible, but no additional phone or face contact between personnel and participants; lack of blinding unlikely to affect performance
Blinding of outcome assessment (detection bias) All outcomes	Low risk	Minimal contact, misreport unlikely to be differential and validation of subgroup did not identify any misreporting
Incomplete outcome data (attrition bias) All outcomes	Low risk	85% reached at 24 months, no differential dropout

Brandon 2012

Methods	Setting: participants' own homes, USA Recruitment: by phone via purchased telephone numbers from marketing companies
Participants	504 ex-smokers (abstinent > 7 days at baseline), 245 intervention, 259 control Pregnant women, average age 25, average cigs/day 15
Interventions	1. Relapse prevention: 9 'Forever Free' self-help booklets by post up to 8 months postpartum 2. Control: 2 leaflets, content not customised for pregnant women
Outcomes	7-day point prevalence abstinence at 12 months postpartum Validation: CO < 8 ppm and Cotinine < 10 ng/mL at 12 months only for participants within 100 miles of lab, otherwise self-report
Notes	Funding: "This research was supported by National Cancer Institute (grant R01 CA94256)." Declaration of interests: not specified
Risk of bias	

Brandon 2012 (Continued)

Bias	Authors' judgement	Support for judgement
Random sequence generation (selection bias)	Low risk	Computer algorithm for randomisation
Allocation concealment (selection bias)	Unclear risk	Allocation concealment not described
Blinding of participants and personnel (performance bias) All outcomes	Unclear risk	Blinding not mentioned
Blinding of outcome assessment (detection bias) All outcomes	Unclear risk	Biochemically validation of abstinence only in participants within 100 miles of researchers
Incomplete outcome data (attrition bias) All outcomes	Low risk	Dropout rates similar between study arms

Brandstein 2012

Methods	Setting: hospital, USA Recruitment: hospitalised patients
Participants	126 ex-smokers (quit during hospitalisation), 64 intervention and 62 control 65% male, average age: 47, average cigs/day: 10 to 20
Interventions	Relapse prevention: as control plus 8-week supply of nicotine patches, telephone counselling up to 2 months post-discharge and mailed self-help materials Control: brief 'Ask, Advise and Refer' beside intervention by a respiratory therapist
Outcomes	180 days prolonged abstinence at 6 months Validation: Self-report plus saliva sample bogus pipeline test
Notes	Funding: "This study was funded by a \$50,000 grant from the Scripps Clinical Research Development Award for new investigators at Scripps Health" Declaration of interest: not reported

Risk of bias

Bias	Authors' judgement	Support for judgement
Random sequence generation (selection bias)	Low risk	Quote: "The PI used computer generated randomization lists so that randomization was stratified by the RT and subjects were allocated to treatment condition using blocks of four."

Brandstein 2012 (Continued)

Allocation concealment (selection bias)	Unclear risk	Unclear allocation concealment
Blinding of participants and personnel (performance bias) All outcomes	Unclear risk	Blinding not reported
Blinding of outcome assessment (detection bias) All outcomes	Unclear risk	Abstinence self-reported with saliva sampling for bogus pipeline testing in minority
Incomplete outcome data (attrition bias) All outcomes	Low risk	Quote: “The contact rate for the six-month evaluation was 57.9%. There was no significant difference in contact between the groups; 62.5% and 56.4% were evaluated in the enhanced and control conditions, respectively (p = 0.48).”

Buchkremer 1991 1

Methods	Setting: cessation clinic, Germany Recruitment: community volunteers
Participants	256 smokers, no demographic details
Interventions	5 conditions, partly factorial. All received nicotine patch, dose individualised for conditions 1 to 4, plus 9 weekly sessions, including reduction, self-monitoring, contract management, risk avoidance. TQD after 6 weeks 1. Additional training in relapse-coping strategies (during cessation phase) 2. Additional 3 booster sessions, 6 months after end of main therapy 3. Relapse-coping and boosters 4. Control 5. Control (fixed-dose nicotine patch)
Outcomes	Abstinence 12 months post-EOT (point prevalence). Rates estimated from graphs Validation: random urine nicotine, 'almost 100% conformity', no correction
Notes	3 versus 4 in contact matched comparison, 1 plus 2 versus 4 in extended contact comparison Inclusion of control group 5 (fixed dose) would marginally increase intervention benefit

Risk of bias

Bias	Authors' judgement	Support for judgement
Random sequence generation (selection bias)	Unclear risk	“Randomly assigned to experimental groups after previously being matched for age, sex and cigarette consumption”

Buchkremer 1991 1 (Continued)

Allocation concealment (selection bias)	Unclear risk	No details given
Blinding of participants and personnel (performance bias) All outcomes	Unclear risk	No information provided
Blinding of outcome assessment (detection bias) All outcomes	Low risk	No blinding reported but biochemical confirmation taken at random, with 'almost 100% conformity'
Incomplete outcome data (attrition bias) All outcomes	Unclear risk	15/256 (5.9%) dropouts excluded, assignment not given, so not included in analysis

Buchkremer 1991 2

Methods	Setting: cessation clinic, Germany Recruitment: community volunteers
Participants	185 smokers, no demographic details
Interventions	4 conditions, partly factorial. All received nicotine patch (dose individualised for conditions 1 to 3) plus 9 weekly sessions, including reduction, self-monitoring, contract management, risk avoidance. TQD after 6 weeks 1. Relapse coping training using role play, TQD at 6 weeks 2. Modified relapse coping. Rapid abstinence, TQD session 4, covert sensitisation, thought-stopping 3. Control, individualised patch dose 4. Control, fixed patch dose
Outcomes	Abstinence 12 months post-EOT (point prevalence). Rates estimated from graphs Validation: random urine, 'almost 100% conformity', no correction
Notes	1 plus 2 versus 3 in contact matched comparison. Inclusion of control group 4 (fixed dose) would marginally increase intervention benefit

Risk of bias

Bias	Authors' judgement	Support for judgement
Random sequence generation (selection bias)	Unclear risk	'Randomly assigned to experimental groups after previously being matched for age, sex and cigarette consumption'
Allocation concealment (selection bias)	Unclear risk	No details given

Buchkremer 1991 2 (Continued)

Blinding of participants and personnel (performance bias) All outcomes	Unclear risk	No information provided
Blinding of outcome assessment (detection bias) All outcomes	Low risk	No blinding reported but biochemical confirmation taken at random, with 'almost 100% conformity'
Incomplete outcome data (attrition bias) All outcomes	Unclear risk	23/185 (12.4%) dropouts excluded, assignment not given, so not included in analysis

Cheung 2015

Methods	Setting: mobile apps, Hong Kong Recruitment: patients of smoking cessation centre
Participants	136 ex-smokers (7-day abstinence), 42 Whatsapp, 40 Facebook and 54 Control 76.5% male, average age 40, average cigs/day 15
Interventions	Whatsapp: Control + Whatsapp online group with 3 reminders per week from moderator and booklet Facebook: Control + Facebook online group with 3 reminders per week from moderator and booklet Control: 8-week counselling, telephone follow-ups, physician assessment and free NRT
Outcomes	7-day point prevalence at 6 months Validation: CO > 4 ppm and cotinine < 10 ng/mL at 6 months
Notes	Participants given HK \$100 if validated as abstinent. Only participants who reported abstinence were notified of incentive Funding: "the Tung Wah Group of Hospitals Integrated Centre on Smoking Cessation (ICSC) and Tobacco Control Office of Hong Kong Department of Health" Declaration of interests: "The study was funded by Tung Wah Group of Hospitals Integrated Centre on Smoking Cessation, which was funded by Tobacco Control Office of Department of Health. Prof Tai-hing Lam is the principal investigator of the FAMILY project, which was funded by the Hong Kong Jockey Club Charities Trust. All other authors do not have connection with the tobacco, alcohol, pharmaceutical, or gaming industries, and nobody was substantially funded by one of these organizations"

Risk of bias

Bias	Authors' judgement	Support for judgement
Random sequence generation (selection bias)	Low risk	Computerised cluster-randomisation

Cheung 2015 (Continued)

Allocation concealment (selection bias)	High risk	Counsellors but not participants were aware of group allocation sequence
Blinding of participants and personnel (performance bias) All outcomes	Low risk	Quote: “All participants received a specific relapse prevention intervention, but they did not know what the other interventions were.”
Blinding of outcome assessment (detection bias) All outcomes	Low risk	Quote: “All assessors of outcomes were blinded to the RCT group of each participant.” Results biochemically verified
Incomplete outcome data (attrition bias) All outcomes	Low risk	Low rates of attrition
Other bias	Unclear risk	Not clear if adjusted for cluster randomisation

Conway 2004

Methods	Setting: Naval training, USA Recruitment: smokers who had enforced abstinence during naval training, unselected, not volunteers
Participants	1682 female navy recruits with a history of smoking (661 reached at follow-up). All should have been abstinent for 2 months during training, average age 19, no details of cigs/day
Interventions	1. 6 mail contacts over 12 months, at 1, 2, 4, 5, 7, 10 months (2 after follow-up), 1-page flyers, cognitive-behavioural relapse prevention; stress management, weight, fitness, tailored for naval women 2. Access to toll-free telephone helpline for support and counselling on relapse prevention and quitting if relapse occurred, cognitive-behavioural approach. Once participant called, sessions scheduled in line with risk of relapse 3. No intervention control
Outcomes	Abstinence at 12 months (30-day) (Edwards 1999 reported 6-month outcomes) Validation: none
Notes	Results not displayed graphically because denominators not explicit. No evidence of intervention effect. Impact of clustering was negligible

Risk of bias

Bias	Authors' judgement	Support for judgement
Random sequence generation (selection bias)	Unclear risk	Cluster randomisation by division (80 people)

Conway 2004 (Continued)

Allocation concealment (selection bias)	Unclear risk	No details given
Blinding of participants and personnel (performance bias) All outcomes	Unclear risk	No information provided
Blinding of outcome assessment (detection bias) All outcomes	Low risk	Self-reported smoking status, interventions of varying intensities, but no face-to-face contact, so judged to be unlikely
Incomplete outcome data (attrition bias) All outcomes	Unclear risk	High loss to follow-up (52% at 12 months) ; participants lost to follow-up not broken down by group; unclear whether included in final denominators

Covey 2007

Methods	Setting: cessation clinic, USA Recruitment: community volunteers quit after 8 weeks bupropion & nicotine patch	
Participants	289 abstainers (excludes 5 withdrawing consent before starting medication) 45% female, average age 43, average cigs/day 21 Therapists: counsellors, 1-month training	
Interventions	All participants received 8 weeks open-label bupropion and nicotine patch (21 mg with weaning) for 7 weeks from TQD. Transition procedures preserved blinding for the relapse prevention phase but allowed weaning from bupropion. Individual counselling, including CBT techniques, 15 minutes × 6 during open-label, × 4 during relapse prevention, × 2 during follow-up 1. Bupropion (300 mg) and nicotine gum (2 mg, use as needed to manage craving) for 16 weeks 2. Bupropion and placebo gum 3. Nicotine gum and placebo pill (150 mg bupropion for first week) 4. Double placebo (150 mg bupropion for first week)	
Outcomes	Abstinence (no relapse to 7 days of smoking) for 12 months (10 months after randomisation, 6 months after EOT) (primary outcome for study was time to relapse) Validation: CO ≤ 8 ppm at each visit	
Notes	New for 2009 update Contributed to NRT, bupropion, and combination therapy analyses Quit rate after open-label treatment was 52%, so the final quit rate of 30% for combination therapy is equivalent to ~16% of people starting treatment	
<i>Risk of bias</i>		
Bias	Authors' judgement	Support for judgement

Covey 2007 (Continued)

Random sequence generation (selection bias)	Low risk	“A statistician who did not participate in the clinical phases of the study provided computer-generated randomization lists that were not accessible to the clinical staff”, stratified by gender and depression history
Allocation concealment (selection bias)	Low risk	A research nurse who did not have direct contact with participants prepared individual medication kits based on the randomisation schedule
Blinding of participants and personnel (performance bias) All outcomes	Low risk	“Participants and clinical researchers with direct participant contact were blinded to the randomization”. Identical placebos used
Blinding of outcome assessment (detection bias) All outcomes	Low risk	Biochemical validation used at each visit
Incomplete outcome data (attrition bias) All outcomes	Low risk	5 randomly assigned participants withdrew before double-blind phase. Greater loss to follow-up in double placebo, losses included in ITT analysis

Croghan 2007

Methods	Setting: clinic, USA Recruitment: community volunteers for pharmacotherapy cessation and relapse prevention trial
Participants	405 abstainers after 3 months pharmacotherapy, 74 from inhaler, 141 bupropion, 190 combination Participant characteristics not presented at start of relapse prevention phase
Interventions	In cessation phase, participants had been randomly assigned to bupropion (300 mg), nicotine inhaler (up to 16 cartridges/day) or combination. Physician advice at entry, brief (< 10 min) counselling at monthly study visits (total 12 to 18, including relapse prevention phase) and self-help. Abstainers (7-day point prevalence after 3 months therapy) eligible for relapse prevention phase relapse prevention intervention randomly assigned single-therapy abstainers to continue cessation therapy or placebo for 9 months Combined therapy abstainers randomly assigned to 4 groups: combination, placebo and single therapy, or double placebo

Croghan 2007 (Continued)

Outcomes	Abstinence at 15 months (from TQD, 12 months from relapse prevention start, 3 months from EOT) (PP) Validation: CO \leq 8 ppm	
Notes	New for 2009 update Arms contributed to NRT, bupropion, and combination therapy analyses, ignoring differences in cessation induction therapy Cessation rates at end of induction phase were 14% for inhaler, 26% for bupropion, and 34% for combination	
Risk of bias		
Bias	Authors' judgement	Support for judgement
Random sequence generation (selection bias)	Low risk	Randomisation using a dynamic allocation procedure and balancing stratification factors
Allocation concealment (selection bias)	Low risk	Randomisation procedure made prior knowledge of allocation unlikely
Blinding of participants and personnel (performance bias) All outcomes	Unclear risk	Placebo used, but insufficient information provided re: blinding to permit judgement
Blinding of outcome assessment (detection bias) All outcomes	Low risk	Biochemical validation used
Incomplete outcome data (attrition bias) All outcomes	Low risk	Losses to follow-up post-medication were high and were not enumerated by group, but all were included in ITT analysis

Cummins 2016

Methods	Setting: hospitals, USA Recruitment: hospitalised smokers approached by Respiratory Therapists Design: 2 x 2 (nicotine patches x counselling) factorial design
Participants	1270 smokers, 320 no patches, 317 patches, 317 no counselling, 316 counselling 56.7% male, average age 50, average cigs/day 15
Interventions	2 x 2 factorial design Intervention 1: control plus NRT patches matched to cigs/day: 6 to 10 cigs/day = 6 weeks of 14 mg patches and 2 weeks of 7 mg patches. 11/+ cigs/day = 4 weeks of 21 mg patches and 2 weeks of 14 mg patches and 2 weeks of 7 mg patches Intervention 2: control plus telephone counselling; initial call: 30 to 40 minutes, with up to 8 follow-up calls of 10-15 minutes

Cummins 2016 (Continued)

	Intervention 3: control plus telephone counselling and patches Control: standard care: brief beside intervention < 10 minutes
Outcomes	30-day point prevalence at 6 months Validation: Cotinine < 10 ng/mL at 6 months
Notes	No attempt to constrain participants from using other quit-smoking services Funding: "This research was supported by a grant from the National Cancer Institute (CA159533)" Declaration of interests: "No financial disclosures were reported by the authors of this paper."

Risk of bias

Bias	Authors' judgement	Support for judgement
Random sequence generation (selection bias)	Low risk	Computer randomisation stratified by recruitment site and cigarettes per day
Allocation concealment (selection bias)	Unclear risk	Concealment not described
Blinding of participants and personnel (performance bias) All outcomes	Unclear risk	Blinding not described
Blinding of outcome assessment (detection bias) All outcomes	Low risk	Results biochemically verified
Incomplete outcome data (attrition bias) All outcomes	Low risk	Low rates of attrition

Curry 1988

Methods	Setting: cessation clinic, USA Recruitment: community volunteers
Participants	139 smokers, 48 in group arms, 91 in self-help arms Therapists for groups: 2 teams of 2 PhD psychologists. Each team led one group in each programme
Interventions	Compared 2 approaches, in both group and self-help formats Groups met 8 × 2 hours weekly, including relaxation training, enlisting social support and practising alternative behaviours. self-help intervention provided same components in 8 workbooks 1. relapse prevention: focused on smoking as learned behaviour. Quit day (for group format) at 3rd session. Additional elements included identifying high-risk situations, cognitive restructuring, and role playing

Curry 1988 (Continued)

	2. 'Absolute Abstinence' (AA) group. Focused on addictive component of smoking. Quit day (for group format) at 5th session. Additional elements included focused smoking, health education, and contingency contract
Outcomes	Abstinence from month 9 to month 12 of follow-up Validation: saliva thiocyanate and two collateral verifiers
Notes	Group and self-help arms used in different comparisons within the matched contact time section

Risk of bias

Bias	Authors' judgement	Support for judgement
Random sequence generation (selection bias)	Low risk	Part by coin toss and part random number table. Friends co-randomly assigned to same programme but not necessarily same format. More assigned to self-help than group by design
Allocation concealment (selection bias)	High risk	No details given, but randomisation procedure made it likely that it was not concealed
Blinding of participants and personnel (performance bias) All outcomes	Unclear risk	No information reported
Blinding of outcome assessment (detection bias) All outcomes	Low risk	Abstinence validated
Incomplete outcome data (attrition bias) All outcomes	Low risk	Only 69% began treatment. Losses to follow-up included an ITT analysis

Davis 1986

Methods	Setting: cessation clinic, USA Recruitment: community volunteers Group size: 3 to 8
Participants	45 smokers who completed treatment Therapists: 9 advanced clinical psychology graduate students with no previous experience. Each conducted one group
Interventions	All conditions received 6 × 1½ to 2 hour weekly meetings based on Pomerleau and Pomerleau broad-spectrum cessation package. TQD week 5 1. 'Experimental' condition added active cognitive behavioral skills training focusing on

Davis 1986 (Continued)

	11 problem situations 2. 'Enhanced control' added discussion of same problems 3. 'Control' using Pomerleau and Pomerleau alone	
Outcomes	Abstinence at 12 months (point prevalence) Validation: CO	
Notes	1 and 2 treated as relapse prevention Condition 2 not displayed. 3/14 quit	
Risk of bias		
Bias	Authors' judgement	Support for judgement
Random sequence generation (selection bias)	Unclear risk	Randomisation method not described
Allocation concealment (selection bias)	Unclear risk	No details given
Blinding of participants and personnel (performance bias) All outcomes	Low risk	Blinding not possible because of nature of the intervention, but all participants received same amount of contact, and no therapists had previous experience with stop-smoking groups, hence performance bias unlikely
Blinding of outcome assessment (detection bias) All outcomes	Low risk	Biochemical validation used
Incomplete outcome data (attrition bias) All outcomes	Unclear risk	5 pretreatment and 6 dropouts during treatment excluded, assignment not specified

Emmons 1988

Methods	Setting: cessation clinic, USA Recruitment: community volunteers
Participants	49 smokers; 71% female, average age 41, average cigs/day 31 (significant difference between groups, 35 vs 27)
Interventions	1. Cessation programme with relapse prevention focus. 8 × 1½ hours weekly, TQD between 3 and 4. pre-quit self-monitoring. Choice of 'cold turkey' or gradual reduction. Relaxation, role-play, cognitive coping 2. Broad-spectrum (BS) programme. 12 × 1 hour over 8 weeks. TQD between 3 and 4. Included nicotine fading

Emmons 1988 (Continued)

Outcomes	Abstinence at 6 months (point prevalence) (EOT and 3 months also reported) Validation: saliva thiocyanate \leq 85 microg/mL	
Notes	Included in contact matched section, although different number of sessions Inclusion of 4 non-completers would increase apparent benefit of BS	
Risk of bias		
Bias	Authors' judgement	Support for judgement
Random sequence generation (selection bias)	Unclear risk	Randomisation in blocks, method not described
Allocation concealment (selection bias)	Unclear risk	No details given. Friends and relatives assigned to same condition, and significant baseline differences between groups; BS smoked more
Blinding of participants and personnel (performance bias) All outcomes	Low risk	"Although facilitators knew that different treatments were being conducted, they were unaware of the components of the alternate treatments". Same duration of contact in both groups. Performance bias unlikely
Blinding of outcome assessment (detection bias) All outcomes	Low risk	Biochemically validated outcome
Incomplete outcome data (attrition bias) All outcomes	Unclear risk	Results excluded 4 pretreatment dropouts, 4 non-completers (3 relapse prevention, 1 BS), 1 medical problem

Ershoff 1995

Methods	Setting: HMO health centre, USA Recruitment: pregnant women who had quit smoking since becoming pregnant
Participants	171 pregnant recent quitters, average length of prior abstinence 31 days, 58% had > 7 days of total abstinence Average age 25, average cigs/day 10
Interventions	1. Relapse prevention self-help booklets; 4 on cessation given at baseline visit, 4 relapse prevention-oriented mailed at weekly intervals 2. Control. 1-page tip sheet on behavioural techniques for avoiding relapse Both groups had a 2 minutes' discussion on smoking and pregnancy with health educator, were given 2-page pamphlet, congratulated on quitting

Ershoff 1995 (Continued)

Outcomes	Point prevalence (7-day), late in 3rd trimester (also week 26 and week 34 of pregnancy) Validation: cotinine, at least $1 \leq 10$ ng/mL and none ≥ 80 ng/mL	
Notes	11% of women misreported abstinence	
Risk of bias		
Bias	Authors' judgement	Support for judgement
Random sequence generation (selection bias)	Unclear risk	Randomisation method not described
Allocation concealment (selection bias)	Low risk	Allocation before participant contact, blind until end of baseline data collection
Blinding of participants and personnel (performance bias) All outcomes	Low risk	"The health educator was blind to group assignment until the end of data collection. .. The program was presented as a standard part of prenatal care... Patients had no further contact with the prenatal intake health educator. Prenatal care providers were blind to group assignment, and no effort was made to modify their usual counselling practices"
Blinding of outcome assessment (detection bias) All outcomes	Low risk	Biochemically validated
Incomplete outcome data (attrition bias) All outcomes	Low risk	37 (22%) exclusions due to abortion, miscarriage, move from HMO

Evins 2014

Methods	Setting: community mental health centres, USA Recruitment: patients of mental health centres
Participants	87 ex-smokers (2 weeks abstinence), 40 varenicline plus CBT, 47 placebo plus CBT 62% male, average age 47, average cigs/day 23
Interventions	Relapse prevention: varenicline plus CBT over a 40-week period Control: placebo plus CBT over a 40-week period
Outcomes	Continuous abstinence at week 52 Validation: CO < 9 ppm at week 52

Notes	<p>Funding: “This study was funded by grants R01 DA021245 by National Institute on Drug Abuse with supplemental financial and material support from an investigator-initiated award from Pfizer for study medications and funding, and by 05B1MACMHS to the Massachusetts Department of Mental Health from the Department of Health and Human Services, Substance Abuse and Mental Health Services Administration, Treatment Strategies for Smoking Cessation in Patients with Schizophrenia to the North Suffolk Mental Health Association (Dr Evins). Pfizer provided study medication and supplemental support through an investigator-initiated award after the protocol was approved by the institutional review board and the data and safety monitoring board.”</p> <p>Declaration of interest: see above - “The external funders had no role in design and conduct of the study; collection, management, analysis, and interpretation of the data; preparation, or approval of the manuscript; and decision to submit the manuscript for publication. At the time of submission and solely as a courtesy, a copy of the manuscript was given to Pfizer, which offered neither edits nor approval to publish.”</p>
-------	---

Risk of bias

Bias	Authors’ judgement	Support for judgement
Random sequence generation (selection bias)	Low risk	Computerised randomisation used, stratified by study side and psychiatric disorder
Allocation concealment (selection bias)	Low risk	Not specified, but randomisation performed “by Massachusetts General Hospital research pharmacy staff members, who were not otherwise involved in the trial, in double-blind fashion”
Blinding of participants and personnel (performance bias) All outcomes	Low risk	Double-blind conditions
Blinding of outcome assessment (detection bias) All outcomes	Low risk	Double-blind conditions. Results biochemically verified
Incomplete outcome data (attrition bias) All outcomes	High risk	55% follow-up rate in control compared to 88% in intervention

Fortmann 1995

Methods	<p>Setting: community, USA Recruitment: smokers identified via a random telephone survey (volunteers)</p>
Participants	<p>1044 smokers able to quit for 24 hours; 42% female, average age 40, average cigs/day 20</p>

Fortmann 1995 (Continued)

Interventions	Factorial trial of nicotine gum and self-help for relapse prevention. All participants also offered an incentive of \$100 for quitting for 6 months 1. Nicotine gum 2 mg 2. Self-help materials 3. Nicotine gum and self-help materials 4. Monetary incentive only
Outcomes	PP abstinence at 12 months Validation: CO < 9 ppm, salivary cotinine < 20 ng/mL
Notes	1 and 3 compared with 2 and 4 to assess effect of nicotine gum 2 and 3 compared with 1 and 4 to assess effect of behavioural component

Risk of bias

Bias	Authors' judgement	Support for judgement
Random sequence generation (selection bias)	Unclear risk	Randomisation method not described
Allocation concealment (selection bias)	Unclear risk	No details given
Blinding of participants and personnel (performance bias) All outcomes	Unclear risk	No details given
Blinding of outcome assessment (detection bias) All outcomes	Low risk	Biochemical validation
Incomplete outcome data (attrition bias) All outcomes	Low risk	94% followed up at 12 months, all participants included in ITT analysis

Hajek 2001

Methods	Setting: antenatal clinics, UK Recruitment: pregnant smokers and recent quitters
Participants	249 pregnant recent (within 6 months) quitters, average abstinence 7 weeks (smokers also in trial, not included for this review) Average age 28, average cigs/day approximately 12
Interventions	1. Advice from midwife with explanation of CO reading, pamphlet, prompt placed in notes for reinforcement 2. Usual midwife care

Hajek 2001 (Continued)

Outcomes	Abstinence at 12 months (prolonged for last 12 weeks of pregnancy and 6 months since birth), also at birth Validation: CO \leq 10 ppm	
Notes		
<i>Risk of bias</i>		
Bias	Authors' judgement	Support for judgement
Random sequence generation (selection bias)	Low risk	Cluster randomised by midwife. "The allocation schedule was generated by drawing of folded tags with Intervention or control designations and assigning them to consecutive names on the list of midwives"
Allocation concealment (selection bias)	High risk	Randomised midwives were responsible for recruiting participants, fewer control midwives recruited any, so possible recruitment bias
Blinding of participants and personnel (performance bias) All outcomes	Unclear risk	Not reported
Blinding of outcome assessment (detection bias) All outcomes	Low risk	Biochemically validated
Incomplete outcome data (attrition bias) All outcomes	Low risk	Women who were untraceable or unsuitable for follow-up were excluded, other losses included as smokers

Hajek 2002

Methods	Setting: 17 hospitals, UK Recruitment: inpatients with MI or for CABG
Participants	540 smokers or recent quitters (26%) who had not smoked since admission to hospital and motivated to quit
Interventions	1. As control + CO reading, booklet on smoking and cardiac recovery, written quiz, offer to find support 'buddy', commitment, reminder in notes. Implemented by cardiac nurses during routine work, estimated time 20 months 2. Verbal advice, 'Smoking and Your Heart' booklet

Hajek 2002 (Continued)

Outcomes	Abstinence at 12 months, sustained (no more than 5 cigarettes since enrolment and 7-day PP) Validation: saliva cotinine < 20 ng/mL (CO used at 6 weeks follow-up and for visits at 12 months)	
Notes		
Risk of bias		
Bias	Authors' judgement	Support for judgement
Random sequence generation (selection bias)	Unclear risk	Randomisation method not described
Allocation concealment (selection bias)	Low risk	Nurses opened a "serially numbered, opaque, sealed envelope designating the patient's allocation"
Blinding of participants and personnel (performance bias) All outcomes	Unclear risk	Not reported, some contamination possible
Blinding of outcome assessment (detection bias) All outcomes	Low risk	Biochemical validation used
Incomplete outcome data (attrition bias) All outcomes	Low risk	26 deaths and 9 moved. address excluded from denominator in analysis; all others lost to follow-up counted as smokers

Hall 1984

Methods	Setting: clinic, USA Recruitment: media adverts and referral
Participants	135 smokers; 59% female, average age approximately 36, average cigs/day 29 Therapists: 2 psychologists, randomly assigned to groups
Interventions	2 × 2 factorial trial, aversive smoking conditions collapsed 1. Skills training, 14 × 75 minute sessions. 8 sessions over 3 weeks involved 6 seconds or 30 seconds of aversive smoking. 6 sessions over week 1 to 6 covered relaxation, commitment and cost benefits, and relapse prevention skills with role-play of risk situations 2. Discussion control. Same aversive smoking. Other 6 sessions used self-scoring tests and group discussion. Discussion of specific skills discouraged
Outcomes	Abstinence at 12 months (point prevalence) Validation: CO < 10 ppm, plasma thiocyanate < 85 ng/mg and confirmation from significant other

Hall 1984 (Continued)

Notes	Matched for contact time Author tested for therapist and cohort main effects. None significant	
<i>Risk of bias</i>		
Bias	Authors' judgement	Support for judgement
Random sequence generation (selection bias)	Unclear risk	Randomisation method not described
Allocation concealment (selection bias)	Unclear risk	No details given
Blinding of participants and personnel (performance bias) All outcomes	Unclear risk	No details given
Blinding of outcome assessment (detection bias) All outcomes	Low risk	Biochemical validation used
Incomplete outcome data (attrition bias) All outcomes	Low risk	8 dropouts from group 1 and 4 from group 2 before start of relapse prevention sessions reincluded in this analysis

Hall 1985

Methods	Setting: clinic, USA Recruitment: referred by physicians, friends or self
Participants	84 smokers in relevant arms; 53% male, average age 38, average cigs/day 30.5 Therapists: 2 psychologists
Interventions	1. Intensive behavioural treatment (including relapse prevention skill training, relaxation, 30 seconds aversive smoking of 3 cigarettes). 14 × 75 min sessions over 8 weeks 2. Same as 1. plus 2 mg nicotine gum available for 6 months 3. Low-contact plus nicotine gum. Met 4 times in 3 weeks, educational materials, written exercises, group discussion
Outcomes	Abstinence at 52 weeks (assume point prevalence) Validation: CO < 10 ppm, thiocyanate < 85 mg/mL, reports of significant others (biochemical measures failed to confirm self-report in 3 instances)
Notes	2 versus 3, not matched for contact time, controlled for gum. 1 not included in meta-analysis; 10/36 quit
<i>Risk of bias</i>	

Hall 1985 (Continued)

Bias	Authors' judgement	Support for judgement
Random sequence generation (selection bias)	Unclear risk	Randomly assigned within time constraints, method not described
Allocation concealment (selection bias)	Unclear risk	No details given
Blinding of participants and personnel (performance bias) All outcomes	High risk	No placebo NRT; no blinding.
Blinding of outcome assessment (detection bias) All outcomes	Low risk	Biochemical validation used
Incomplete outcome data (attrition bias) All outcomes	Low risk	3 dropouts in conditions 1 and 2 are assumed to be included in denominator for reported % abstinent used to derive numbers quit

Hall 1987

Methods	Setting: clinic, USA Recruitment: community volunteers or referrals	
Participants	139 smokers; 53% male, average age 39, average cigs/day 30 Therapists: advanced graduates in clinical psychology or health psychology	
Interventions	2 × 2 factorial trial. Nicotine gum/placebo arms collapsed 1. Intensive behavioural treatment including 6 sessions aversive smoking, relapse prevention skills training, written exercises. 14 × 75 minute sessions (period not stated) 2. 'Low contact', including written exercises, educational materials, group discussions, quitting techniques. 5 × 60 minutes	
Outcomes	Abstinence at 52 weeks (assume point prevalence) Validation: thiocyanate < 95 mm/L (unless marijuana use reported), CO < 8 ppm, significant other	
Notes	Not matched for contact time No reported interaction between behaviour therapy condition and gum condition so gum/no gum collapsed	
<i>Risk of bias</i>		
Bias	Authors' judgement	Support for judgement

Hall 1987 (Continued)

Random sequence generation (selection bias)	Unclear risk	Randomisation method not described
Allocation concealment (selection bias)	Unclear risk	No details given
Blinding of participants and personnel (performance bias) All outcomes	Unclear risk	Placebo gum used but gum/no-gum conditions collapsed in meta-analysis. No information provided re behavioural sessions in this domain
Blinding of outcome assessment (detection bias) All outcomes	Low risk	Biochemical validation used
Incomplete outcome data (attrition bias) All outcomes	Low risk	6 dropouts in 1 and 5 in 2 included in ITT analyses. "Differences between conditions were not statistically significant"

Hannöver 2009

Methods	Setting: maternity services, Germany Recruitment: postpartum women in maternity wards
Participants	304 women who had not smoked for 4 weeks at baseline assessment
Interventions	1. Counselling using motivational interviewing. Face-to-face session ~40 days postpartum, telephone boosters 4 weeks and 12 weeks later 2. Usual care from health system, self-help materials on postpartum smoking and partner smoking
Outcomes	Sustained abstinence since birth of baby at 24 months (at 6 months, 12 months, PP also reported) Validation: none
Notes	Baseline assessment was conducted at median of 35 days after birth

Risk of bias

Bias	Authors' judgement	Support for judgement
Random sequence generation (selection bias)	High risk	Alternation of screening forms
Allocation concealment (selection bias)	High risk	Alternate allocation done at study centre so not known to screener in advance, reducing likelihood of selection bias

Hannöver 2009 (Continued)

Blinding of participants and personnel (performance bias) All outcomes	Unclear risk	“The nature of the intervention made blinding impossible”, but assessors “were blind to the women’s group membership”
Blinding of outcome assessment (detection bias) All outcomes	High risk	Self-reported cessation only, intervention face-to-face and intensive compared with control, differential misreport possible
Incomplete outcome data (attrition bias) All outcomes	Unclear risk	Participants who revoked participation before baseline assessment were not included in denominators

Hasuo 2004

Methods	Setting: hospital, Japan Recruitment: hospitalised volunteers, recently quit or expecting to quit in hospital
Participants	106 smokers, quit on day of hospital discharge 87% male, average age 60. 83% quit before admission
Interventions	1. In-hospital counselling from public health nurse, 3 × 20 min sessions, + 3 × 5 min calls, 7, 21, 42 days postdischarge 2. Control: in-hospital counselling only
Outcomes	Abstinence at 12 months (assume PP) Validation: Urine cotinine
Notes	New for 2009 update

Risk of bias

Bias	Authors’ judgement	Support for judgement
Random sequence generation (selection bias)	Low risk	Randomisation by computer stratified by smoking status, FTND and self-efficacy
Allocation concealment (selection bias)	Low risk	Therapists notified of assignment after allocation
Blinding of participants and personnel (performance bias) All outcomes	Low risk	Public health nurse and participant did not know allocation until the day before discharge, so common treatment component unlikely to be affected by performance bias
Blinding of outcome assessment (detection bias) All outcomes	Unclear risk	Not clear whether results were self-report or cotinine-validated

Hasuo 2004 (Continued)

Incomplete outcome data (attrition bias) All outcomes	Low risk	106 excluded 6 deaths within 12 months and 8 who were smoking on day of discharge, included all other losses
--	----------	--

Hayes 2018

Methods	Setting: mailed intervention, USA Recruitment: via state telephone quitlines
Participants	577 smokers (> 24 hour abstinence), 286 intervention and 291 control 27% male, average age 37, average cigs/day: 10 to 20
Interventions	Relapse prevention: 'Smoke-free Kids' mailed parenting program Control: no treatment
Outcomes	30-day point prevalence at 3 years Validation: self-report only
Notes	Funding: "National Cancer Institute, National Institutes of Health, Grant No. R01CA148634." Declaration of interests: "The author(s) declared no potential conflicts of interest with respect to the research, authorship, and/or publication of this article."

Risk of bias

Bias	Authors' judgement	Support for judgement
Random sequence generation (selection bias)	Unclear risk	Unclear how randomisation performed
Allocation concealment (selection bias)	Unclear risk	Allocation unclear
Blinding of participants and personnel (performance bias) All outcomes	Unclear risk	Blinding unclear
Blinding of outcome assessment (detection bias) All outcomes	Low risk	Self-reported outcome only, but no face-to-face contact, hence differential misreport judged unlikely
Incomplete outcome data (attrition bias) All outcomes	Low risk	Quote: "Attrition status was not associated significantly with study group at either follow-up point."

Hays 2001

Methods	Setting: clinics, USA, 5 sites Recruitment: 784 community volunteers for cessation and relapse prevention trial
Participants	429 abstainers (previously ≥ 15 cigs/day) quit after 7 weeks open-label bupropion; 51% female, average age 46, average cigs/day 26
Interventions	All participants first received 7 weeks bupropion, physician advice, self-help materials, and brief individual counselling at follow-up visits to assist cessation 1. Bupropion 300 mg/day, 45 weeks 2. Placebo
Outcomes	Continuous abstinence at 2 years (1 year after EOT) Validation: CO ≤ 10 ppm
Notes	Quit rate after open-label phase was 59%, so the final quit rate of 29% in the bupropion group is equivalent to 17% of people starting treatment

Risk of bias

Bias	Authors' judgement	Support for judgement
Random sequence generation (selection bias)	Low risk	"Randomization to the placebo or bupropion groups was computer generated at a central location..."
Allocation concealment (selection bias)	Low risk	Code held centrally, investigators blind
Blinding of participants and personnel (performance bias) All outcomes	Low risk	"...the investigators did not know the patient assignments. All bupropion and placebo pills were identical in shape, size, and color"
Blinding of outcome assessment (detection bias) All outcomes	Low risk	Blinding reported, and abstinence biochemically validated
Incomplete outcome data (attrition bias) All outcomes	Low risk	74% completed study, 2 deaths excluded, all other withdrawals included in ITT analysis

Hays 2009

Methods	Setting: clinic, USA Recruitment: 195 community volunteers for cessation and relapse prevention trial (110 included in relapse prevention trial)
Participants	110 recovering alcoholic abstainers with at least 1 year continuous abstinence from alcohol and drugs, 18+ years old, smoking at least 20 cpd for previous year. Quit for at

Hays 2009 (Continued)

	least last week of 8 weeks patch therapy 78% male; average age 44; average cpd 29.9 (in initial population of 195 volunteers)
Interventions	All participants first received brief weekly counselling sessions and nicotine patch for 8 weeks. Patch tailored on the basis of baseline serum cotinine concentration 1. Bupropion: 150 mg/day first 3 d, then 300 mg/d until week 52 2. Placebo on same schedule Brief individual counselling (≤ 10 min) at each clinic visit (weekly for week 9 to week 12, monthly for week 13 to week 24, then at 52, 53, 64, and 76 weeks)
Outcomes	Abstinence at 76 weeks (continuous and 7-d PP) Validation: CO < 8 ppm
Notes	New for 2013 update Study did not report number of participants allocated to each group or number of successful abstainers in each group; numbers obtained through extrapolation Authors contacted to clarify re discrepancy in 76 weeks data, but no response

Risk of bias

Bias	Authors' judgement	Support for judgement
Random sequence generation (selection bias)	Unclear risk	"Randomized", method not stated
Allocation concealment (selection bias)	Unclear risk	Method not described
Blinding of participants and personnel (performance bias) All outcomes	Unclear risk	Described as "double-blind", placebo used, but no further information given
Blinding of outcome assessment (detection bias) All outcomes	Low risk	Smoking status biochemically validated
Incomplete outcome data (attrition bias) All outcomes	Low risk	At week 76, similar rate of dropout in both groups (34% intervention; 37% control) . Participants lost to follow-up counted as relapsed smokers
Other bias	Unclear risk	Discrepancy in data: at 76 weeks, 7-d PP less than continuous abstinence

Hicks 2017

Methods	Setting: mobile app, USA Recruitment: not specified, patients with chronic PTSD
Participants	11 smokers, 5 intervention and 6 control Patients with chronic PTSD, 36.4% male, average age 53, average cigs/day 17
Interventions	Relapse prevention: QUIT4EVER where Stay Quit Coach app tailored to patients with chronic PTSD pre-installed on provided mobile phones in addition to control app Control: Contingency management app pre-installed on provided mobile phones
Outcomes	7-day point prevalence at 6 months Validation: Cotinine < 10 ng/mL
Notes	Funding: "Duke University School of Medicine Bridge Funding Program, and the National Cancer Institute (R01CA196304- 02S1), Veterans Affairs Office of Academic Affiliations Advanced Fellowship Program in Mental Illness Research and Treatment, and U.S. Department of Veterans Affairs Clinical Sciences Research and Development Senior Research Career Scientist Award (1K6CX001494)." Declaration of interests: "The authors have no competing financial interests to report" 6-month results for control group provided by correspondence with study authors

Risk of bias

Bias	Authors' judgement	Support for judgement
Random sequence generation (selection bias)	Low risk	Computer randomisation performed
Allocation concealment (selection bias)	Unclear risk	Concealment not specified
Blinding of participants and personnel (performance bias) All outcomes	Unclear risk	Blinding unclear
Blinding of outcome assessment (detection bias) All outcomes	Low risk	Results biochemically verified
Incomplete outcome data (attrition bias) All outcomes	High risk	50% dropout in control vs 20% from intervention

Hurt 2003

Methods	Setting: clinics, USA, 14 sites Recruitment: 578 community volunteers for cessation and relapse prevention trial
Participants	176 abstainers (previously ≥ 15 cigs/day) quit after 8 weeks of nicotine patch; baseline group: 57% female, average age 42, average cigs/day 26

Hurt 2003 (Continued)

Interventions	All participants first received nicotine patch for 8 weeks at a dose of 22, 33 or 44 mg/day, matched to baseline cigs/day. Brief advice to quit and self-help materials but no formal counselling 1. Bupropion 300 mg/day for 6 months 2. Placebo No additional counselling during maintenance phase
Outcomes	Abstinence at 12 months (PP) (6 months after EOT). Validation: CO < 8 ppm
Notes	Quit rate after open-label phase was 31%, so the final quit rate of 22% in the bupropion group is equivalent to 7% of people starting treatment

Risk of bias

Bias	Authors' judgement	Support for judgement
Random sequence generation (selection bias)	Unclear risk	Randomised by 'dynamic allocation', stratified on sex, cigs/day and years of smoking
Allocation concealment (selection bias)	Unclear risk	Not explicit, although randomisation procedure made concealment probable
Blinding of participants and personnel (performance bias) All outcomes	Unclear risk	Described as "double-blind", placebo used, but no further information given
Blinding of outcome assessment (detection bias) All outcomes	Low risk	Biochemical validation used
Incomplete outcome data (attrition bias) All outcomes	Unclear risk	All participants lost to follow-up counted as smokers, but numbers not provided

Japuntich 2006

Methods	Setting: clinic/internet, USA Recruitment: community volunteers
Participants	284 smokers (≥ 10 cigs/day); 55% female, average age 41, average cigs/day 22
Interventions	All participants received bupropion (300 mg) for 9 weeks, 3 brief (20 mins) individual counselling sessions, 5 clinic visits for assessment, monthly assessment calls 1. Access to Comprehensive Health Enhancement Support System for Smoking Cessation and Relapse Prevention (CHESS SCRIP) for 12 weeks, computer and access provided, daily use recommended, reminders to log on up to 3 times a week 2. No additional support

Japuntich 2006 (Continued)

Outcomes	Abstinence at 6 months (PP) Validation: CO \leq 10 ppm	
Notes	New for 2009 update 12-month follow-up results not published	
<i>Risk of bias</i>		
Bias	Authors' judgement	Support for judgement
Random sequence generation (selection bias)	Unclear risk	Randomisation method not described
Allocation concealment (selection bias)	Unclear risk	No details given
Blinding of participants and personnel (performance bias) All outcomes	Low risk	No details given, but as support provided to both groups pre-intervention, and not during intervention period, performance bias unlikely
Blinding of outcome assessment (detection bias) All outcomes	Low risk	Biochemical validation used
Incomplete outcome data (attrition bias) All outcomes	Low risk	20% losses to follow-up and intervention participants who didn't get computer included in ITT analysis

Joseph 2011

Methods	Setting: Minnesota, USA Recruitment: community volunteers (via local labour unions)
Participants	443 adult smokers of at least 5 cpd interested in quitting in next 14 d 60.2% female, average age 42, average cpd 17.7
Interventions	All participants received 5 telephone calls and NRT (patch; gum; lozenge, provision modelled on common clinical practice) by mail for 4 weeks. Randomly assigned to: 1. Longitudinal care modelled on chronic disease mgmt approach. Telephone counselling and NRT by mail for additional 48 weeks. Counsellors aimed to call every 2 weeks but adjustment based on participants' progress/receptivity; if participants chose not to make a quit attempt or reduce, calls made monthly 2. Usual care. 1 additional call at 8 weeks
Outcomes	6 months prolonged abstinence at 18 months follow-up Validation: none

Joseph 2011 (Continued)

Notes	New for 2013 update Number abstinent not provided, extrapolated from percentages given	
Risk of bias		
Bias	Authors' judgement	Support for judgement
Random sequence generation (selection bias)	Low risk	"Participants were randomly assigned... by a computer-generated scheme, blocked in masked groups of 20"
Allocation concealment (selection bias)	Low risk	"The randomization schedule was maintained by personnel independent from the study"
Blinding of participants and personnel (performance bias) All outcomes	Unclear risk	Not specified, allocation occurred before end of common treatment component
Blinding of outcome assessment (detection bias) All outcomes	Low risk	Self-reported outcome only, but no face-to-face contact, hence differential misreport judged unlikely
Incomplete outcome data (attrition bias) All outcomes	Low risk	Low and similar rates of loss to follow-up in both groups (8.6% intervention, 8.1% control); dropouts counted as smokers in ITT analysis

Killen 1984

Methods	Setting: clinic, USA Recruitment: community volunteers
Participants	64 smokers (44 in relevant arms); 72% female, average age 44, average cigs/day 32 Behaviour therapy provided by 2 psychologists, 1 medical social worker, assigned randomly to treatment conditions, group size 10 to 12
Interventions	All participated in cessation training (including cognitive-behavioural skills training and an aversive smoke-holding procedure), 4 × 1½ hour sessions over 4 days, in groups of 10 to 12 1. Nicotine gum (2 mg) for 7 weeks 2. Skills training for relapse prevention. 2 sessions in 2 weeks, then 4 weekly drop-in sessions. Included identification of high-risk situations and coping strategies, homework 3. Combined 1 and 2
Outcomes	Abstinence for 4 weeks at 10½ months after quit date Validation: CO < 8 ppm (2 people unable to attend assessment, based on self-report), Serum thiocyanate measured at 6 weeks only

Killen 1984 (Continued)

Notes	3 versus 1 for effect of relapse prevention component over NRT alone 3 versus 2 tests for effect of NRT for initial cessation, not included	
Risk of bias		
Bias	Authors' judgement	Support for judgement
Random sequence generation (selection bias)	Unclear risk	Randomisation method not described (married couples allocated to same condition)
Allocation concealment (selection bias)	Unclear risk	No details given
Blinding of participants and personnel (performance bias) All outcomes	High risk	No blinding reported. "Interpretation of this data is hampered by the lack of a placebo control condition". Unclear whether therapists aware of gum allocation
Blinding of outcome assessment (detection bias) All outcomes	Low risk	Biochemical validation used
Incomplete outcome data (attrition bias) All outcomes	Unclear risk	Losses to follow-up not reported, all participants included

Killen 1990

Methods	Setting: community, USA (Stanford Stop Smoking Project) Recruitment: media advertisements for volunteers for self-help relapse prevention research programme. To be eligible for randomisation, had to have quit for 48 hours unaided. (Quit validated by CO < 9 ppm)
Participants	1218 smokers who had quit for 48 hours; 52% female, average age 43, average cigs/day 25
Interventions	4 × 3 factorial design crossing gum and self-help conditions: Nicotine gum (2 mg) conditions: 1. Ad lib schedule, whenever strong need to smoke 2. Fixed schedule (1 piece/hour for at least 12 hours/day) 3. Placebo gum 4. No gum Self-help intervention was based on 16 specially written modules. All participants were given the first 'How to cope with the urge to smoke without smoking' booklet. Then randomly assigned to: <ul style="list-style-type: none"> • Self-selected: chose 7 more to receive in weekly mailings • Random: sent 7 modules at random • No modules: no further contact

Killen 1990 (Continued)

Outcomes	Abstinence at 12 months (7-day point prevalence) Validation: saliva cotinine < 20 ng/mL, except for participants who had moved away	
Notes	Quit rates for module/no module conditions provided by authors. Gum conditions collapsed	
Risk of bias		
Bias	Authors' judgement	Support for judgement
Random sequence generation (selection bias)	Unclear risk	Randomisation method not stated
Allocation concealment (selection bias)	Unclear risk	No details given
Blinding of participants and personnel (performance bias) All outcomes	Unclear risk	"Assignment to gum condition was double-blind" but further information not provided
Blinding of outcome assessment (detection bias) All outcomes	Low risk	Treatment condition blinded, biochemical validation used
Incomplete outcome data (attrition bias) All outcomes	Unclear risk	Losses to follow-up not reported, all participants included except 8 deaths

Killen 2006

Methods	Setting: clinic, USA Recruitment: community volunteers
Participants	362 smokers \geq 10 cigs/day, no current major depression 46% female, average age 45, average cigs/day 20, 25% previous bupropion use
Interventions	All participants received open-label combination pharmacotherapy of bupropion 300 mg for 11 weeks, nicotine patch for 10 weeks. TQD day 7, 30-min individual relapse prevention skills training at 6 clinic visits 1. Bupropion 150 mg for 14 weeks 2. 2 weeks tapering bupropion, then placebo Both arms had 4 further clinic visits during extended therapy
Outcomes	Abstinence at 12 months (6 months post-EOT) (continuous). PP and 7-day relapse-free outcomes also reported Validation: CO (10 people not required to provide samples)
Notes	New for 2009 update PP outcomes favoured placebo, but no outcomes showed significant effects

Killen 2006 (Continued)

Approximately 52% were quit at the end of baseline therapy		
Risk of bias		
Bias	Authors' judgement	Support for judgement
Random sequence generation (selection bias)	Low risk	Preassigned random sequence stratified by gender, before open-label phase
Allocation concealment (selection bias)	Low risk	Not explicitly concealed but judged probable that it was
Blinding of participants and personnel (performance bias) All outcomes	Low risk	Blinded drugs provided to investigator; "... [the pharmaceutical company]... packaged the treatment and then shipped the blinded drug to the investigator"
Blinding of outcome assessment (detection bias) All outcomes	Low risk	Treatment condition blinded, biochemical validation used
Incomplete outcome data (attrition bias) All outcomes	Low risk	10% lost to follow-up, included in ITT analysis

Klesges 1999

Methods	Setting: Air Force, USA Recruitment: recruits undergoing basic military training (BMT)
Participants	18,010 recruits, 29% regular smokers before enforced abstinence during training. 28% female, average age 20
Interventions	1. Single 50-min intervention during final week of training, 50/group, including non-smokers. Discussed health effects, costs, social impact, role-play 2. Control: general health video All participants exposed to 6 weeks smoking ban and shown 2 videos to preview primary intervention
Outcomes	Abstinence at 12 months (not defined) Validation: none Relapse amongst baseline ex-smokers and initiation amongst non-smokers also reported
Notes	Results not displayed graphically because denominators not explicit. No significant overall benefit. ICC small (0.004 for smokers)
Risk of bias	
Bias	Authors' judgement

Klesges 1999 (Continued)

Random sequence generation (selection bias)	Unclear risk	Cluster-randomised by training flight. 75% assigned to intervention, method of sequence generation not specified
Allocation concealment (selection bias)	Low risk	Not specified, but training flight allocation was independent of this trial, so potential for bias small
Blinding of participants and personnel (performance bias) All outcomes	Unclear risk	No blinding reported, control knowledge of intervention unclear, personnel knowledge of participant assignment not reported
Blinding of outcome assessment (detection bias) All outcomes	Low risk	Although no biochemical validation used, intervention was of low intensity with limited face-to-face contact, sample size was large, follow-up rate was high and self-report was via survey. Risk of differential misreport was low
Incomplete outcome data (attrition bias) All outcomes	Low risk	96% of available smokers reached

Klesges 2006

Methods	Setting: Air Force, USA Recruitment: recruits undergoing basic military training (BMT)	
Participants	Subgroup of ~7525 regular smokers in intervention and ~2639 in control	
Interventions	1. Two 1 hour sessions during week 6 of BMT, emphasis on discrepancy between Air Force ideals and smoking. Barriers, role-playing. One sheet of NRT gum available for use at end of training 2. Same schedule, health-related and first aid videos	
Outcomes	Abstinence at 1 year (sustained from end of BMT) Validation: none	
Notes		
<i>Risk of bias</i>		
Bias	Authors' judgement	Support for judgement
Random sequence generation (selection bias)	Unclear risk	Cluster-randomised by training flight. 75% assigned to intervention, method of sequence generation not specified

Klesges 2006 (Continued)

Allocation concealment (selection bias)	Low risk	Not specified, but training flight allocation was independent of this trial, so potential for bias small
Blinding of participants and personnel (performance bias) All outcomes	Unclear risk	Not specified
Blinding of outcome assessment (detection bias) All outcomes	High risk	Staff who conducted follow-ups were not blinded to treatment assignment at follow-up; differential follow-up possible for participants who did not respond to survey and were contacted by telephone
Incomplete outcome data (attrition bias) All outcomes	Unclear risk	Random subgroup targeted for follow-up, 86% reached. People lost to follow-up excluded because likely to be missing completely at random

Lando 1996

Methods	Setting: community, USA Recruitment: community volunteers	
Participants	1083 smokers who attended a smoking cessation clinic; 60% female, average age 45, average cigs/day 27	
Interventions	All participated in 15-session 8-week group cessation programme 1. Telephone counselling at 3, 9, 21 months. At each point, up to 3 calls could be made if requested 2. Control. No additional contact	
Outcomes	Abstinence at 34 months (12 months after EOT (7-day point prevalence)). Also assessed at 6, 12, and 24 months Validation: random half of quitters validated by saliva cotinine < 20 ng/mL at 12 months 91% confirmed	
Notes		
<i>Risk of bias</i>		
Bias	Authors' judgement	Support for judgement
Random sequence generation (selection bias)	Unclear risk	Randomisation method not described
Allocation concealment (selection bias)	Unclear risk	No details given

Lando 1996 (Continued)

Blinding of participants and personnel (performance bias) All outcomes	Unclear risk	Unclear whether counsellors for group sessions were aware of participant allocation. Unclear if control group was aware of additional support offered to intervention group
Blinding of outcome assessment (detection bias) All outcomes	Low risk	Biochemical validation used in subsample with low level of discrepancies indicated, “difference between the intervention and comparison conditions in disconfirmation was not significant”
Incomplete outcome data (attrition bias) All outcomes	Low risk	> 95% reached at each follow-up, all participants included in analysis

Levine 2016

Methods	Setting: clinic and home-based, USA Recruitment: prenatal smoking cessation programs, obstetric and paediatric offices and women’s health clinics
Participants	300 ex-smokers (abstinence > 2 weeks), 150 in each group Pregnant women, average age 25, average cigs/day 11
Interventions	Relapse prevention: ‘STARTS’ enhanced cognitive behavioural intervention Control: ‘SUPPORT’ supportive, time and attention-controlled comparison
Outcomes	Sustained abstinence at 52 weeks postpartum Validation: CO < 8 ppm or cotinine 15 ng/mL at 52 weeks postpartum
Notes	Funding: “Support for this trial was provided by grant R01DA021608 (principal investigator Dr Levine) from the National Institute on Drug Abuse. Role of the Funder/Sponsor: The National Institute on Drug Abuse had no role in the design and conduct of the study; collection, management, analysis, or interpretation of the data; preparation of the manuscript for publication; or decision to submit the manuscript for publication.” Declaration of interests: “Dr Marcus reported serving on the scientific advisory board of Weight Watchers International, Inc. No other disclosures were reported.”

Risk of bias

Bias	Authors’ judgement	Support for judgement
Random sequence generation (selection bias)	Low risk	Statistician-generated randomisation stratified by self-reported ethnicity
Allocation concealment (selection bias)	Unclear risk	Concealment unclear

Levine 2016 (Continued)

Blinding of participants and personnel (performance bias) All outcomes	Low risk	Blinding could not be performed because of nature of intervention, but control was “time and attention-controlled”, so no difference in face-to-face contact between groups. Low risk of performance bias
Blinding of outcome assessment (detection bias) All outcomes	Low risk	Results biochemically verified
Incomplete outcome data (attrition bias) All outcomes	Low risk	High retention rates, similar across groups

Lifrak 1997

Methods	Setting: substance abuse outpatient facility, USA Recruitment: community volunteers
Participants	69 smokers (≥ 1 pack/day); 62% female, average age 39, average cigs/day 25
Interventions	All received nicotine patch (24 hours, 10 weeks tapered dose) 1. Moderate intensity: 4 meetings with nurse practitioner who reviewed self-help materials and instructed in patch use 2. High intensity: as 1 plus 16 weekly 45-minute cognitive-behavioural relapse prevention therapy from clinical social worker or psychiatrist
Outcomes	Abstinence at 12 months (1-week point prevalence) Validation: urine cotinine for some participants, but no corrections made for misreporting
Notes	High-intensity participants attended median of 8¼ sessions

Risk of bias

Bias	Authors' judgement	Support for judgement
Random sequence generation (selection bias)	Unclear risk	Randomisation method not described
Allocation concealment (selection bias)	Unclear risk	No details given
Blinding of participants and personnel (performance bias) All outcomes	Unclear risk	No information provided
Blinding of outcome assessment (detection bias) All outcomes	High risk	Incomplete urinary cotinine samples collected, so not used to validate abstinence. Intervention group received significantly

Lifrak 1997 (Continued)

		more intensive face-to-face contact, differential misreport possible
Incomplete outcome data (attrition bias) All outcomes	Low risk	12 administrative dropouts/exclusions not included, treatment group not specified

Lowe 1997

Methods	Setting: prenatal clinic, USA Recruitment: volunteer recent quitters
Participants	78 pregnant women who had quit within previous 3 months (9 exclusions and 19 lost to follow-up not included) Age/smoking history not described Therapists: health educator. Reinforcement provided by doctors and nurse trained at workshops
Interventions	1. 10 minutes counselling with health educator. Relapse prevention materials at 5th grade reading level, enhanced social support with materials, chosen 'buddy'. Reinforcement at routine visits by clinic staff 2. Usual care, including nurse advice
Outcomes	Continued abstinence at end of pregnancy (exact period not specified) Validation: saliva thiocyanate
Notes	

Risk of bias

Bias	Authors' judgement	Support for judgement
Random sequence generation (selection bias)	Unclear risk	Randomisation method not described
Allocation concealment (selection bias)	Unclear risk	No details given
Blinding of participants and personnel (performance bias) All outcomes	Low risk	Blinding not relevant because of nature of the intervention (all relevant personnel involved in delivering intervention); any potential causes of performance bias could be considered deliberate elements of the intervention
Blinding of outcome assessment (detection bias) All outcomes	Unclear risk	Biochemical validation used

Lowe 1997 (Continued)

Incomplete outcome data (attrition bias) All outcomes	Low risk	Greater loss to follow-up in control, so losses to follow-up not included in denominators to give conservative relapse prevention
Other bias	Unclear risk	Potential contamination, “the issue of contamination, while monitored, is one that remains a concern”

Mayer 2010

Methods	Setting: workplaces, Belgium Recruitment: participants achieving abstinence in workplace-based smoking cessation programme, randomly assigned by workplace
Participants	275 adult attendees of workplace-based cessation programme who achieved 4 weeks continuous abstinence at 3 months after quit date (42 companies) 74% male, average age 40.6, more than 50% smoked 12 to 25 cpd, average FTND 6.5
Interventions	Smokers wishing to quit invited to join cessation program through companies (13 group sessions, nicotine patches provided). Then randomly assigned to relapse prevention interventions: 1. Workplace Group Counselling (WGC), conducted at work (company decided if during or after work hours), 90 min each. Groups of 5 to 10 participants 2. Proactive Phone Counselling (PPC), each session minimum of 10 mins Both programmes: 10 sessions (2 in month 1, monthly thereafter); participants had to pay 50 euros to participate (some companies decided to cover fees); content focused on participants’ difficulties and provided psychological support, where relevant
Outcomes	4 weeks continuous abstinence at 12 months post-quit date (immediately after end of relapse prevention intervention) Validation: CO < 10 ppm, urinary cotinine ≤ 317 ng/mL
Notes	New for 2013 update Higher participation rate in PPC arm (81% to 95%) vs WGC arm (49% to 70%). Not included in any meta-analyses: 87/141 quit WGC, 77/134 PPC

Risk of bias

Bias	Authors’ judgement	Support for judgement
Random sequence generation (selection bias)	Low risk	Cluster randomised by worksite. “Workplace randomization was based on using a single sequence of random assignments produced by a computer program”

Mayer 2010 (Continued)

Allocation concealment (selection bias)	Unclear risk	Companies randomly assigned at end of cessation program, allocation concealment not described
Blinding of participants and personnel (performance bias) All outcomes	Unclear risk	Not specified
Blinding of outcome assessment (detection bias) All outcomes	Low risk	Biochemically validated abstinence
Incomplete outcome data (attrition bias) All outcomes	Low risk	5 participants lost to follow-up and counted as smokers
Other bias	High risk	Higher rates of abstinence detected in those with biochemically validated abstinence at enrolment (≤ 317 ng/mL). WGC arm had significantly more of these participants than PPC arm (96.4% vs 89.4%). Adjusted figures not provided

McBride 1999

Methods	Setting: two managed care organisations, USA Recruitment: pregnant smokers and recent quitters
Participants	897 pregnant women (excluded miscarriages), 44% already quit, no minimum consumption Average age 28, average cigs/day: 15 before pregnancy, 5 if still smoking
Interventions	1. Prepartum intervention: letter tailored to baseline stage of change, health concerns and motivation, self-help book. After 28 weeks follow-up, sent relapse prevention kit 2. Telephone counselling calls, approximately 2 weeks after self-help mailing, and 1 month and 2 months later. Motivational interviewing approach. Average 8½ min 3. Pre/postpartum intervention: as 1, plus 3 calls within first 4 months postpartum, av 7.7 min, 3 newsletters 4. Control: self-help booklet only
Outcomes	Abstinence at week 28 of pregnancy (analysis 1.1) and 12 months postpartum (7-day PP) (analysis 2.1). Also assessed at 8 weeks, 6 months postpartum Validation: saliva cotinine requested by mail, < 20 ng/mL. Only self-reported rates, no difference in confirmation rates
Notes	Abstinence at week 28 reported separately for baseline quitters Relapse rate in 28 weeks quitters also reported. 1 versus 2 in analysis 1.2.1 and 1 versus 3 in analysis 1.2.2, control group split to avoid double counting in pooled total. No significant benefit of postpartum intervention

McBride 1999 (Continued)

<i>Risk of bias</i>		
Bias	Authors' judgement	Support for judgement
Random sequence generation (selection bias)	Unclear risk	Randomisation method not described
Allocation concealment (selection bias)	Unclear risk	No details given
Blinding of participants and personnel (performance bias) All outcomes	Low risk	"The intervention was delivered via mail and telephone without involvement of pre-natal health care providers". "Counsellors were not involved in any follow-up survey activities"
Blinding of outcome assessment (detection bias) All outcomes	Low risk	Biochemical validation used, not reported: "Since there were no between-group differences in the proportion of saliva samples returned or the proportion confirmed, the primary trial outcomes were based on self-reported smoking status"
Incomplete outcome data (attrition bias) All outcomes	Low risk	Nonresponders assumed to have relapsed

McBride 2004

Methods	Setting: Army Medical Center, USA Recruitment: pregnant smokers and recent quitters with partners
Participants	316 pregnant recent quitters, 267 continuing smokers (excluded miscarriages); average age 24, average cigs/day prepregnancy 13
Interventions	Both interventions included prepartum and postpartum components, in addition to usual care 1. Women only (WO); 3 counselling calls in pregnancy, 3 postpartum, monthly. Motivational interviewing, Late pregnancy relapse prevention kit 2. Partner-assisted (PA); as WO, plus advice on using partner as coach, and 6 calls to partner. Cessation support for smoking partners 3. Usual care; provider advice and mailed pregnancy-specific self-help
Outcomes	Abstinence at week 28 of pregnancy and 12 months postpartum (7-day PP). Also assessed at 8 weeks, 6 months postpartum Validation: saliva cotinine requested by mail, no difference in return rates, disconfirmation rates not given, only self-reported rates reported

McBride 2004 (Continued)

Notes	New for 2009 update End of pregnancy abstinence amongst baseline quitters, combining interventions 1 and 2 versus control in analysis 1.1. No significant effect of either intervention on end of pregnancy abstinence amongst baseline smokers. 12 months postpartum abstinence for those quit at end of pregnancy in analysis 1.2. Abstinence rates not given separately for those quit at randomisation, but % of end-of-pregnancy quitters came from this category, and the prepartum interventions did not increase cessation	
Risk of bias		
Bias	Authors' judgement	Support for judgement
Random sequence generation (selection bias)	Unclear risk	Randomisation method not stated
Allocation concealment (selection bias)	Unclear risk	No details given
Blinding of participants and personnel (performance bias) All outcomes	Unclear risk	No blinding reported
Blinding of outcome assessment (detection bias) All outcomes	Unclear risk	Biochemical validation conducted but not used in outcome data. "Saliva return rates did not differ by condition at either follow-up", but rates of return low and level of misreport not specified
Incomplete outcome data (attrition bias) All outcomes	Unclear risk	Excluded miscarriages, no other information on losses

McDaniel 2015

Methods	Setting: Quit for Life employers/health plans, USA Recruitment: users enrolled from employer and health Quit for Life programmes
Participants	1785 smokers who were abstinent for at least 24 hours, 591 TEQ-20, 602 TEQ-10 and 592 control 45.8% male, average age 43, average cigs/day 17
Interventions	TEQ-20: Technology Enhanced Quitline-20: 20 Interactive Voice Response - delivered relapse risk assessments which triggered a transfer to a Quit Coach for participants exceeding thresholds TEQ-10: Technology Enhanced Quitline-10: 10 Interactive Voice Response - delivered relapse risk assessments which triggered a transfer to a Quit Coach for participants exceeding thresholds Control: Standard treatment

McDaniel 2015 (Continued)

Outcomes	30-day point prevalence at 12 months Validation: self-report only	
Notes	Funding: "The study was funded by the National Institutes for Health (National Cancer Institute grant number R01 CA138936-03) from the United States Department of Health and Human Services." Declaration of interests: "KAV, BHC, and SMZ declare employment at Alere Wellbeing, the provider of quitline services in this study."	
Risk of bias		
Bias	Authors' judgement	Support for judgement
Random sequence generation (selection bias)	Low risk	Computer-randomisation performed
Allocation concealment (selection bias)	Low risk	Allocation concealed by computer system
Blinding of participants and personnel (performance bias) All outcomes	Unclear risk	Blinding unclear
Blinding of outcome assessment (detection bias) All outcomes	High risk	Results not biochemically verified
Incomplete outcome data (attrition bias) All outcomes	Low risk	No significant differences in response rates by intervention group

McNaughton 2013

Methods	Setting: outpatient clinic, Canada Recruitment: newspaper advertisements	
Participants	44 smokers who had quit following a course of varenicline, 23 intervention and 21 control 66.6% male, average age 54, average cigs/day 17	
Interventions	Pre-randomisation, both groups received 12 weeks varenicline + Interactive Voice Response calls Relapse prevention: Interactive Voice Response calls every 2 weeks from weeks 13 to 52 Control: No further treatment	
Outcomes	Prolonged abstinence at 2 years Validation: CO < 10 ppm	

McNaughton 2013 (Continued)

Notes	Funding: "This study was funded by Pfizer Canada, producers of varenicline" Declaration of interests: "Jiri Frohlich was a member of Pfizer (Canada) Medical Advisory Board and received speaking honoraria. He also participated in several clinical trials and received grants for investigator initiated studies."	
Risk of bias		
Bias	Authors' judgement	Support for judgement
Random sequence generation (selection bias)	Low risk	Randomisation stratified by motivation and addiction levels
Allocation concealment (selection bias)	Unclear risk	Concealment not reported
Blinding of participants and personnel (performance bias) All outcomes	Unclear risk	Blinding not reported
Blinding of outcome assessment (detection bias) All outcomes	Low risk	Results biochemically verified
Incomplete outcome data (attrition bias) All outcomes	Low risk	Low attrition rates at 2 years

Mermelstein 2003

Methods	Setting: cessation clinic, USA Recruitment: community volunteers for cessation programme	
Participants	341 quitters at the end of a 7-week group cessation programme (non-abstinent subgroup not relevant to this review) Demographics for all 771: 66% female, average age 43, average cigs/day 23	
Interventions	1. Tailored proactive telephone counselling calls from counsellor who provided cessation course. 3 weekly then 3 to 6 alternate weeks, 15 min each 2. Supportive but nonspecific proactive counselling calls from counsellor, same schedule	
Outcomes	Abstinence at 15 months, 7-day point prevalence Validation: none	
Notes	Analysis 4.1 but borderline to pool with other studies because both groups could constitute relapse prevention; primarily a test of content. Exclusion did not change finding	
Risk of bias		
Bias	Authors' judgement	Support for judgement

Mermelstein 2003 (Continued)

Random sequence generation (selection bias)	Unclear risk	Cluster-randomised by cessation group
Allocation concealment (selection bias)	Unclear risk	Not specified
Blinding of participants and personnel (performance bias) All outcomes	Low risk	“Counselors were kept blind to condition until the last group meeting”
Blinding of outcome assessment (detection bias) All outcomes	Low risk	Biochemical validation not used, but same intensity of contact in both groups, differential misreport unlikely
Incomplete outcome data (attrition bias) All outcomes	Low risk	96% of entire study provided data at all follow-ups

Morasco 2006

Methods	Setting: prenatal clinic, USA Recruitment: recent quitters
Participants	33 pregnant recent quitters (subgroup of trial); average age 22, average cigs/day before quit 13
Interventions	All participants received prompted provider advice and self-help 1. Individual counselling; 90-min psychotherapy session and bimonthly phone calls from mental health counsellors 2. Usual care
Outcomes	Abstinence at end of pregnancy and 6 months postpartum (7-d PP) Validation: CO \leq 8 ppm
Notes	New for 2009 update. Baseline smoker results reported separately, not used in this review

Risk of bias

Bias	Authors' judgement	Support for judgement
Random sequence generation (selection bias)	Unclear risk	Randomisation method not described
Allocation concealment (selection bias)	Unclear risk	No details given
Blinding of participants and personnel (performance bias) All outcomes	Unclear risk	No details given

Morasco 2006 (Continued)

Blinding of outcome assessment (detection bias) All outcomes	Low risk	Biochemical validation used
Incomplete outcome data (attrition bias) All outcomes	Unclear risk	Participants lost to follow-up counted as smokers, but numbers lost to follow-up not broken down by group

Niaura 1999

Methods	Setting: cessation clinic, USA Recruitment: community volunteers
Participants	120 smokers; 50% female, average age 44, average cigs/day 28
Interventions	All participants received single brief individual counselling session 1 week before TQD and instructed to use ALA self-help manual 'Freedom from smoking for you and your family', CO measured. All interventions used 5 sessions over 2 weeks post TQD, led by PhD level therapists 1. Cognitive-behavioural with cue exposure (75-min sessions) imagined high-risk settings 2. Cognitive-behavioural with cue exposure and nicotine gum (90 min) 3. Brief cognitive-behavioural. Reviewed progress and reinforced use of self-help manual. (15-min sessions). Control for 1 4. Cognitive-behavioural and nicotine gum (60 min). Control for 2
Outcomes	Sustained abstinence, 12 months and all previous follow-ups (1, 3, 6 months) Validation: CO < 8 ppm
Notes	Test of imaginary cue exposure for relapse prevention. 1 and 2 vs 3 and 4 in Analysis 7.1

Risk of bias

Bias	Authors' judgement	Support for judgement
Random sequence generation (selection bias)	Unclear risk	Randomisation method not stated
Allocation concealment (selection bias)	Unclear risk	No details given
Blinding of participants and personnel (performance bias) All outcomes	Unclear risk	"Counselors were kept blind to the relapse prevention condition to which subjects were assigned". Participants not blinded, and no placebo
Blinding of outcome assessment (detection bias) All outcomes	Low risk	Biochemical validation used

Niaura 1999 (Continued)

Incomplete outcome data (attrition bias) All outcomes	Unclear risk	80% completed follow-up, no group differences, all included in ITT analysis
--	--------------	---

Pbert 2004

Methods	Setting: five community health clinics, USA Recruitment: low-income women receiving prenatal care and participating in Special Supplemental Nutrition Programme
Participants	168 pregnant recent quitters (subgroup of trial); average age 26, average cigs/day 15 to 18 for whole sample
Interventions	System-level intervention 1. Training to implement guideline-based 4 A's approach for obstetric, paediatric and nutrition programme providers in the Community Health Centres, practice management system for screening and prompts, interclinic communication 2. No training, usual care from clinic providers
Outcomes	Abstinence at delivery (30-d PP) assessed retrospectively at 1-month postpartum assessment, 6 months postpartum Validation: saliva cotinine \leq 20 ppm
Notes	New for 2009 update Saliva collection was incomplete, and lesser agreement was noted between self-report and cotinine values in intervention group, although difference significant only at final follow-up. Not pooled with other studies. When non-responders were treated as smokers, the OR for not smoking at end of pregnancy was 0.95 (P = 0.95)

Risk of bias

Bias	Authors' judgement	Support for judgement
Random sequence generation (selection bias)	Unclear risk	Cluster-randomised by clinic, method not stated
Allocation concealment (selection bias)	High risk	Clinics recruited participants after randomisation, 1 control clinic dropped out because of poor recruitment, 2 clinics enrolled > 50% of participants
Blinding of participants and personnel (performance bias) All outcomes	Unclear risk	Not specified
Blinding of outcome assessment (detection bias) All outcomes	Low risk	Biochemical validation used

Pbert 2004 (Continued)

Incomplete outcome data (attrition bias) All outcomes	Low risk	Higher loss to follow-up in intervention (46/81, 57%) than control (37/77, 48%). ITT analysis reported
--	----------	--

Pollak 2016

Methods	Setting: prenatal clinics, USA Recruitment: contacted at prenatal clinics
Participants	382 ex-smokers (> 1 month abstinent), 188 intervention and 194 control Pregnant women, average age 25, average cigs/day not reported
Interventions	Relapse prevention: Stepped-care based on bio-behavioural risk profile + received one 'Forever Free for Baby and Me' booklet in last trimester of pregnancy <ul style="list-style-type: none"> • 'low-risk' offered one in-person session, one phone call in third trimester and 7 calls postpartum until 9 months postpartum • 'high risk' offered one in-person session with nurse, two phone calls in third trimester and 11 calls postpartum until 9 months postpartum Control: Received one 'Forever Free for Baby and Me' booklet in last trimester of pregnancy, then mailed 11 monthly newsletters
Outcomes	Continuous abstinence at 12 months postpartum Validation: CO < 10 ppm and cotinine < 0.5 mg/dL
Notes	Funding: "This work was supported by the National Institutes of Health (R01NR009429). The opinions and assentation's [sic] contained herein are the private views of the authors and are not to be construed as official or reflecting the views of the Department of the Army or the Department of Defense." Declaration of interests: None declared

Risk of bias

Bias	Authors' judgement	Support for judgement
Random sequence generation (selection bias)	Low risk	Computerised randomisation performed
Allocation concealment (selection bias)	Unclear risk	Concealment not described
Blinding of participants and personnel (performance bias) All outcomes	Unclear risk	Blinding not described
Blinding of outcome assessment (detection bias) All outcomes	Low risk	Results biochemically verified

Pollak 2016 (Continued)

Incomplete outcome data (attrition bias) All outcomes	Unclear risk	Unclear from reported results
--	--------------	-------------------------------

Powell 1981

Methods	Setting: clinic, USA Recruitment: community volunteers Therapist: senior author
Participants	51 quitters (2 treatment dropouts excluded); 57% female, average age 36, average cigs/day 29
Interventions	All participants received the same cessation programme in a single group. Introductory meeting and 4 consecutive treatment meetings a week later, 1½ hours. Systematic focus on skill development. Also used a novel aversive smoking exercise conducted at each session Maintenance/relapse prevention conditions: 1. 4-week support group (number of meetings not specified) 2. Telephone contact system allowing participants to phone each other 3. No contact control
Outcomes	Abstinence at 1 year, not defined Validation: none
Notes	Arm 2 not shown in graphs, all arms had similar quit rates

Risk of bias

Bias	Authors' judgement	Support for judgement
Random sequence generation (selection bias)	Unclear risk	'Randomly assigned' with deviations for scheduling conflict and to separate families and friends
Allocation concealment (selection bias)	Unclear risk	No details given
Blinding of participants and personnel (performance bias) All outcomes	Low risk	Subjects randomly assigned to maintenance condition "at the end of the treatment phase", performance bias during treatment phase not likely
Blinding of outcome assessment (detection bias) All outcomes	High risk	No biochemical validation used, intensity of contact different between conditions with some in person, differential self-report possible

Powell 1981 (Continued)

Incomplete outcome data (attrition bias) All outcomes	Low risk	All but one participant contacted at follow-up
--	----------	--

Ratner 2000

Methods	Setting: obstetric wards in 5 hospitals, Canada Recruitment: postpartum women
Participants	251 women who had given up smoking for at least 6 weeks before delivery; average age 28, average cigs/day 10, 74% first child
Interventions	1. Counselling session in hospital + 8 telephone (weekly for 1 month, biweekly for 2 months). Skills training. Self-help pamphlets, no-smoking materials. Therapists: trained nurse counsellors 2. Usual care
Outcomes	Continuous abstinence 12 months postdelivery Validation: CO < 10 ppm for participants interviewed in person. Data collectors blind
Notes	

Risk of bias

Bias	Authors' judgement	Support for judgement
Random sequence generation (selection bias)	Low risk	"Identification numbers randomly assigned to 2 groups, in blocks of 50, via a computer software package"
Allocation concealment (selection bias)	Unclear risk	No details about sequence concealment
Blinding of participants and personnel (performance bias) All outcomes	Unclear risk	Research assistants responsible for outcome assessment were blinded, further details not reported
Blinding of outcome assessment (detection bias) All outcomes	Low risk	Biochemical validation used at in-person follow-ups (89% of participants)
Incomplete outcome data (attrition bias) All outcomes	Low risk	Denominator excludes 13 not reached at follow-up. No differential dropout

Razavi 1999

Methods	Setting: workplaces, Belgium Recruitment: employee volunteers
Participants	993 began cessation programme, 349 abstinent at 3 months, 344 entered relapse prevention phase. 38% female, average age 39
Interventions	Initial cessation programme of 7 fortnightly visits. Nicotine patch provided if FTQ score ≥ 5 . Only quitters abstinent for 1 month enrolled in relapse prevention 1. 10 monthly sessions, including group discussion and role-play led by professional counsellor 2. 10 sessions of group discussion led by former smokers 3. No relapse prevention
Outcomes	Abstinence for 9 months from start of relapse prevention programme Validation: CO < 10 ppm and urine cotinine ≥ 317 ng/mL required (Rates for CO and self-report alone also reported; higher than for doubly validated rates)
Notes	Interventions 1 and 2 combined in Analysis 4.1 . Separate quit rates: Intervention 1. 59/135 (44%); Intervention 2. 33/88 (37.5%), difference not statistically significant

Risk of bias

Bias	Authors' judgement	Support for judgement
Random sequence generation (selection bias)	Low risk	Cluster-randomised by company, using random number and blinded list
Allocation concealment (selection bias)	Low risk	Company allocation blinded and participants recruited before randomisation
Blinding of participants and personnel (performance bias) All outcomes	Low risk	No blinding reported but randomisation once achieved cessation and cluster randomisation by worksite, performance bias unlikely
Blinding of outcome assessment (detection bias) All outcomes	Low risk	Biochemical validation used
Incomplete outcome data (attrition bias) All outcomes	Unclear risk	Losses to follow-up not reported, all randomly assigned participants included in analyses

Methods	Setting: Texas, USA Recruitment: pregnant women recruited through local health system or community advertisements
Participants	251 low-income women who quit smoking during pregnancy Average age 24.6, average cpd 10.2 pre-quit, 92.4% quit smoking approximately 8 weeks after pregnancy
Interventions	All participants received self-help materials and 5 to 10 min of US guideline-based brief relapse prevention advice 1. MAPS: 6 telephone-based counselling sessions at weeks 34 and 36 prepartum and at week 2, 4, 7, and 16 postpartum, using combined motivational enhancement and social cognitive approach 2. MAPS+: As per 1, plus 2 additional in-person counselling sessions at baseline and at week 8 postpartum 3. Control: usual care
Outcomes	Continuous abstinence at 8 and 26 weeks postpartum (defined as no smoking since delivery date) Validation: CO < 10 ppm and/or cotinine < 20 ng/mL
Notes	New for 2013 update 80% of intervention participants received at least 4 calls MAPS and MAPS+ combined for analysis in trial report; groups did not differ on baseline characteristics, completed calls, session length, or percentage of participants abstinent Number abstinent not provided, extrapolated from percentages given in trial report

Risk of bias

Bias	Authors' judgement	Support for judgement
Random sequence generation (selection bias)	Low risk	"Following baseline data collection, participants were randomized by computer... using minimization"
Allocation concealment (selection bias)	Low risk	Centralised, see above
Blinding of participants and personnel (performance bias) All outcomes	High risk	No blinding: "Neither participants nor research personnel was blind to treatment condition assignment following randomization"
Blinding of outcome assessment (detection bias) All outcomes	Low risk	Smoking status biochemically validated
Incomplete outcome data (attrition bias) All outcomes	Low risk	Participants lost to follow-up counted as smokers in ITT analysis. Similar rates of dropout across groups (UC 23%; MAPS

32%; MAPS+ 24%)

Ruger 2008

Methods	Setting: obstetric clinics, USA Recruitment: pregnant women who smoked or had quit within 3 months of baseline
Participants	57 pregnant recent quitters (subgroup of trial), average age of whole sample 26
Interventions	1. Motivational interviewing at home visits (average 3). Tailored to stage of change, self-help materials 2. Usual care
Outcomes	Quit at 6 months postpartum Validation: salivary cotinine, but cut-off and percentage validated not specified
Notes	

Risk of bias

Bias	Authors' judgement	Support for judgement
Random sequence generation (selection bias)	Unclear risk	Method not described
Allocation concealment (selection bias)	High risk	No details given, but higher proportion of recent quitters in control (23%) than intervention (15%) suggested possible selection bias
Blinding of participants and personnel (performance bias) All outcomes	Unclear risk	Not specified
Blinding of outcome assessment (detection bias) All outcomes	Unclear risk	"Smoking status was verified biochemically by collecting saliva samples for saliva cotinine analysis", unclear whether validation completed, confirmation rates not reported
Incomplete outcome data (attrition bias) All outcomes	Unclear risk	Dropouts not included in reported denominators, included as smokers in meta-analysis

Schmitz 1999

Methods	Setting: hospital, USA Recruitment: women with or at risk of coronary artery disease (CAD)
Participants	Two separate samples recruited: 1. 53 inpatients with CAD who stopped smoking during hospitalisation and wanted to stay quit 2. 107 women volunteering for cessation treatment who had > 1 CAD risk factor Therapists: 2 smoking counsellors and 2 clinical psychology interns
Interventions	1. Coping skills relapse prevention, 6 × 1 hour, including stress management, homework 2. Health Belief model, 6 × 1 hour smoking-related health information related to disease state or CAD profile. Focus on benefits of stopping
Outcomes	PP abstinence at 6 months Validation: CO < 9 ppm, urine cotinine < 10 ng/mL Not all quitters tested, confirmation rates not reported
Notes	Inpatient subgroup in quitters section, Analysis 2.1 ; CAD risk group in trials in smokers, matched control section, Analysis 7.1 Quit rates were lower in the CAD sample than in the at-risk group

Risk of bias

Bias	Authors' judgement	Support for judgement
Random sequence generation (selection bias)	Unclear risk	Randomisation method not described
Allocation concealment (selection bias)	Unclear risk	No details given
Blinding of participants and personnel (performance bias) All outcomes	Unclear risk	Not specified
Blinding of outcome assessment (detection bias) All outcomes	Unclear risk	Biochemical validation used, but not all quitters tested and confirmation rates not reported
Incomplete outcome data (attrition bias) All outcomes	Low risk	Post-randomisation dropouts who did not complete baseline and begin treatment were not included in any data, other losses to follow-up counted as smokers

Schnoll 2015

Methods	Setting: home-based, USA Recruitment: media advertisements
Participants	525 smokers: 172 maintenance treatment, 173 extended treatment and 180 standard treatment 49.3% male, average age 46, average cigs/day 17
Interventions	Maintenance: 52 weeks of nicotine patches Extended: 24 weeks of nicotine patches Control: 8 weeks of nicotine patches
Outcomes	7-day point prevalence at 12 months Validation: CO < 10 ppm at 12 months
Notes	Funding: "This study was supported by grants R01 DA025078 and R01 DA033681 from the National Institute on Drug Abuse and grants R01 CA165001 and P50 CA143187 from the National Cancer Institute." Declaration of interests: "Drs Schnoll and Hitsman report receiving varenicline (Chantix) and placebo free of charge from Pfizer for use in ongoing National Institutes of Health-supported clinical trials. Dr Schnoll also reports having provided consultation to Pfizer and GlaxoSmithKline. No other disclosures were reported."

Risk of bias

Bias	Authors' judgement	Support for judgement
Random sequence generation (selection bias)	Unclear risk	Unclear randomisation procedure
Allocation concealment (selection bias)	Unclear risk	Concealment not reported
Blinding of participants and personnel (performance bias) All outcomes	Unclear risk	Blinding unclear
Blinding of outcome assessment (detection bias) All outcomes	Low risk	Results biochemically verified
Incomplete outcome data (attrition bias) All outcomes	Low risk	Similar follow-up rates between groups

Schroter 2006

Methods	Setting: four workplaces, Germany Recruitment: volunteer employees
Participants	79 smokers (≥ 10 cigs/day); 42% female, average age 40, average cigs/day 24
Interventions	Both conditions provided 6 \times 90 min sessions over 8 weeks in groups of 8 to 12 led by qualified providers 1. relapse prevention; skills training, planning and practising coping strategies 2. Standard behavioural cessation course with focus on positive changes obtained through abstinence. Included self-monitoring, environmental cue control, problem-solving skills
Outcomes	Continuous abstinence at 12 months, not defined further Validation: none
Notes	New for 2009 update Compared relapse prevention with matched standard programme

Risk of bias

Bias	Authors' judgement	Support for judgement
Random sequence generation (selection bias)	Unclear risk	Cluster-randomised, 2 groups in each workplace, researchers randomly assigned 1 to each condition, no further details
Allocation concealment (selection bias)	Unclear risk	No details given
Blinding of participants and personnel (performance bias) All outcomes	Unclear risk	Not specified
Blinding of outcome assessment (detection bias) All outcomes	Low risk	No validation used, but similar amount of interaction in both groups suggested differential misreport unlikely
Incomplete outcome data (attrition bias) All outcomes	Low risk	47% attrition reported, but all participants included in analyses

Secker-Walker 1995

Methods	Setting: private and public prenatal clinics, USA Recruitment: women at 1st prenatal visit
Participants	165 women previously smoking 1+ cigs/day who had quit since start of pregnancy (excluded 10 adverse pregnancy outcomes) Average age 25

Interventions	1. Individual counselling focusing on pros and cons, problem solving, skills rehearsal. 10 to 15 minutes at 1st, 2nd, and 3rd prenatal visit, 36 weeks and 6 weeks postpartum. (93% received postpartum session) 2. Usual care control	
Outcomes	Abstinence at 36 weeks pregnancy (Analysis 1.1) and at 8 to 54 months postpartum (Analysis 1.2). Follow-up point varied Validation: at 36 weeks, cotinine/creatinine ratio > 80 ng/mg, but some missing data, no validation postpartum	
Notes	Sensitivity analysis excluding losses to follow-up did not alter results	
Risk of bias		
Bias	Authors' judgement	Support for judgement
Random sequence generation (selection bias)	Unclear risk	Randomisation method not stated
Allocation concealment (selection bias)	Unclear risk	No details given
Blinding of participants and personnel (performance bias) All outcomes	Unclear risk	No details given, possible care providers were aware of participants' assignment
Blinding of outcome assessment (detection bias) All outcomes	Unclear risk	Self-report used postpartum and for some women at 36 weeks ("We included the 40 women who reported not smoking, but were missing 36-week cotinine/creatinine ratios, in the non-smoking group, rather than count them as having relapsed".) Reason for missing validation data at 36 weeks not reported, group assignment of participants missing data not clear, differential misreport possible
Incomplete outcome data (attrition bias) All outcomes	Unclear risk	No significant differences in loss to follow-up at 1 year (35%). Numbers randomly assigned used in analyses, but restricting to numbers available for follow-up did not alter findings

Secker-Walker 1998

Methods	Setting: prenatal clinic, USA Recruitment: women at 1st prenatal visit
Participants	116 women previously smoking 1+ cigs/day who self-reported quitting since start of pregnancy (excluded 9 adverse pregnancy outcomes). 19 of the women showed evidence of smoking at 1st prenatal visit
Interventions	1. Structured intervention from physician, individual counselling by nurse counsellor, 1st, 2nd, 3rd, 5th, 36 weeks prenatal visits 2. Usual care from physician, prompted at 1st visit
Outcomes	Sustained abstinence at 36 weeks pregnancy (Analysis 1.1), 1-year postpartum (Analysis 1.2) Validation: CO \leq 6 ppm at 36 weeks, also urine cotinine \leq 500 ng/mL but some missing data
Notes	Process analysis showed counselling to have been received fairly consistently but fell to 66% at 5th visit

Risk of bias

Bias	Authors' judgement	Support for judgement
Random sequence generation (selection bias)	Unclear risk	Method not described
Allocation concealment (selection bias)	Unclear risk	No details given
Blinding of participants and personnel (performance bias) All outcomes	Unclear risk	No details given
Blinding of outcome assessment (detection bias) All outcomes	Low risk	Biochemical validation used at 36 weeks and differential misreport not identified. Similar rates abstinent at 1 year postpartum, differential misreport not likely at final follow-up
Incomplete outcome data (attrition bias) All outcomes	Low risk	No significant differences in loss to follow-up at 1 year (33%). Numbers randomly assigned, excluding adverse pregnancy outcomes used in denominators

Segan 2011

Methods	Setting: Victoria, Australia Quitline Recruitment: callers to Quitline
Participants	698 smokers or recent ex-smokers calling Victoria, Australia, Quitline and abstinent for at least 1 week (1444 randomly assigned, but study conducted only in those achieving abstinence) 54% female, average age 37, average cpd 21
Interventions	Participants received same callback service before quitting and same service in first month after quitting (revised version of standard Quitline service: 4 calls in first month after quitting to help deal with daily cravings and withdrawal). Service based on 3 Tasks of Quitting Framework. Both groups receive counselling for first 2 tasks 1. 4 to 6 additional calls 1 to 3 months post-quitting to actively assist with learning to enjoy and value a smoke-free lifestyle (task 3), initiated when participant reported fewer than daily cravings or completed 4 standard calls (whichever came first) 2. No additional calls
Outcomes	12 months continuous abstinence Validation: none
Notes	New for 2013 update n not provided, data extrapolated from percentages given. Only those participants abstinent for 1 week or longer included in final analyses 74% of intervention group received extra calls, on average 1.7 more calls after quitting than control group

Risk of bias

Bias	Authors' judgement	Support for judgement
Random sequence generation (selection bias)	Low risk	"Randomization was controlled by an automated function in the Quitline client management database"
Allocation concealment (selection bias)	Low risk	Centralised, see above
Blinding of participants and personnel (performance bias) All outcomes	High risk	"Follow-up interviewers were blinded to participant treatment condition, although for the four-month follow-up blinding was lost..." Participant and provider unblinded
Blinding of outcome assessment (detection bias) All outcomes	Low risk	No biochemical validation, but no face-to-face contact, so differential misreport judged to be unlikely
Incomplete outcome data (attrition bias) All outcomes	Low risk	Similar rate lost to follow-up in both groups (28% control; 30% intervention), participants lost to follow-up counted as smokers. Analysis excluding participants lost to

Segan 2011 (Continued)

		follow-up did not affect final comparisons
Other bias	High risk	Probable lack of differentiation between the two conditions and risk of contamination: "In practice, the first couple of integration callbacks typically replaced the last call or two of the standard service (rather than adding on to it)... Usual care participants received on average 2.2. calls after reaching the point of fewer than daily cravings, which provided ample opportunity for contamination..."

Severson 1997

Methods	Setting: 49 private paediatric practices, USA Recruitment: mothers attending for well baby visits
Participants	1026 ex-smoking mothers (intervention also given to smoking mothers, not relevant to this review) Therapists: paediatricians. 25 intervention practices, 23 control
Interventions	1. Information pack, including a letter from paediatrician on risks of passive smoking, provided by birth hospital, and extended support (counselling plus follow-up at 2, 4, and 5 months visits) and materials (including video tape, written materials, signs, magnets, bib) 2. Information pack only
Outcomes	Sustained abstinence at 12 months (7-day point prevalence at 6 months and 12 months) Validation: none
Notes	Study design allowed for clustering in calculating sample size. ICC proved to be low. Use of a corrected odds ratio, which did not show a significant benefit, did not change conclusions (sensitivity analysis using inverse variance)

Risk of bias

Bias	Authors' judgement	Support for judgement
Random sequence generation (selection bias)	Unclear risk	Cluster-randomised by practice, method not described
Allocation concealment (selection bias)	Unclear risk	Method of allocating practices not described. All eligible patients enrolled in study, "because the survey information was anonymous, and because smoking counselling was considered to be standard med-

Severson 1997 (Continued)

		ical practice, the study was exempted from the requirements for obtaining informed consent”
Blinding of participants and personnel (performance bias) All outcomes	Unclear risk	Participants not aware enrolled in study, so blinding not applicable Unclear whether study personnel (administering surveys) were blinded
Blinding of outcome assessment (detection bias) All outcomes	Low risk	No biochemical validation but cluster-randomised by practice, followed up anonymously via survey, differential misreport unlikely
Incomplete outcome data (attrition bias) All outcomes	Low risk	Losses to follow-up (31% in each group) assumed to have relapsed, attrition analyses performed

Sheffer 2010

Methods	Setting: Quitline for Arkansas, USA Recruitment: all participants calling the Quitline within a set amount of time were included
Participants	All Arkansas Quitline callers whose primary form of tobacco use was smoking who ended treatment (completing treatment or ending prematurely) within the set period and did not re-enter counselling within 2 years of index episode (n = 892) 35% male, average age 43, average cpd not specified, mean FTND 7
Interventions	1. Intervention: 8 “Forever Free” booklets (aimed at relapse prevention) mailed to all Quitline callers who ended treatment (within given 6 weeks period) 2. Nothing mailed to callers (all participants who consecutively ended treatment 1 month before or 1 month after intervention group) All participants received standard Quitline service (average 6 weekly structured CBT sessions 20 to 30 mins each); nicotine patches provided free of charge
Outcomes	7-day point prevalence at 6 months after discontinuation of treatment Validation: none
Notes	New for 2013 update Quasi-randomised; baseline imbalances between groups, adjusted OR available Intervention did not improve quit rates for participants receiving at least 1 session of counselling and nicotine patches but doubled abstinence rate for those unwilling/unable to receive nicotine patches at 6 months n not provided, extrapolated from percentages reported

Risk of bias

Sheffer 2010 (Continued)

Bias	Authors' judgement	Support for judgement
Random sequence generation (selection bias)	High risk	Quasi-randomised. "The 'Forever Free' booklets were mailed to all quitline callers who ended treatment during a six-week period. For comparison, we included quitline callers whose treatment ended during the months immediately prior and succeeding the 6-week intervention period"
Allocation concealment (selection bias)	High risk	See above
Blinding of participants and personnel (performance bias) All outcomes	Low risk	"Quitline staff including tobacco treatment specialists and follow-up interviewers were unaware that some participants had received additional materials"
Blinding of outcome assessment (detection bias) All outcomes	Low risk	No biochemical validation but no additional personalised contact received by intervention group, so differential levels of misreport unlikely
Incomplete outcome data (attrition bias) All outcomes	Low risk	Similar rates of dropout in both groups (34.7% intervention, 40.0% control); participants lost to follow-up counted as smokers

Shoptaw 2002

Methods	Setting: three narcotics treatment centres, USA Recruitment: volunteers on methadone maintenance	
Participants	175 smokers (≥ 10 /day); 33% female, average age 43 to 45, average cigs/day approximately 22	
Interventions	All participants received 21 mg nicotine patch for 12 weeks. Factorial design crossing contingency management, arms collapsed 1. Group counselling: 12 \times 1 hour weekly sessions, including mood management 2. Control: NRT alone	
Outcomes	PP abstinence at 12 months Validation: CO ≤ 8 ppm, urine cotinine < 30 ng/mL	
Notes		
<i>Risk of bias</i>		
Bias	Authors' judgement	Support for judgement

Shoptaw 2002 (Continued)

Random sequence generation (selection bias)	Low risk	Randomisation using urn technique
Allocation concealment (selection bias)	Low risk	Not described but use of urn technique made it probable that allocation concealed
Blinding of participants and personnel (performance bias) All outcomes	Unclear risk	Not reported
Blinding of outcome assessment (detection bias) All outcomes	Low risk	Biochemical validation used
Incomplete outcome data (attrition bias) All outcomes	Low risk	Number lost to follow-up not reported, but all missing included as smokers, and study reported, "no statistically significant differences across the four treatment conditions for breath samples and urine samples"

Smith 2001

Methods	Setting: Clinic, USA Recruitment: community volunteers	
Participants	677 smokers (> 10/day) attempted quit for 1 week; 57% female, average age 42; average cigs/day approximately 25	
Interventions	All participants had attended 3 brief (5 to 10 min) individual counselling sessions pre-quit, quit day and 8 days post TQD, + nicotine patches (8 weeks) + NCI booklet, 'Clearing The Air' 1. Cognitive-behavioural skills training, × 6 from 1 week post TQD, including managing negative affect, homework, manual 2. Motivational interviewing, supportive group counselling, × 6 from 1 week post TQD. No homework or manual 3. No further intervention	
Outcomes	Abstinence at 12 months (7-d PP) Validation: CO < 10 ppm	
Notes	1 versus 3 in Analysis 4.1 , including 2, did not alter findings; 17.6% quit in 1, 18.8% in 2. No evidence found for hypothesised differences in relative efficacy for smokers at high or low risk of relapse. High-risk smokers expected to do better with motivational intervention	
<i>Risk of bias</i>		
Bias	Authors' judgement	Support for judgement

Smith 2001 (Continued)

Random sequence generation (selection bias)	Unclear risk	Randomly assigned 1 week after TQD, stratified by ± any smoking post TQD. Method not stated
Allocation concealment (selection bias)	Unclear risk	No details given
Blinding of participants and personnel (performance bias) All outcomes	Unclear risk	Participants randomly assigned after receiving pre-quit interventions. No further details provided
Blinding of outcome assessment (detection bias) All outcomes	Unclear risk	Biochemical validation used
Incomplete outcome data (attrition bias) All outcomes	Unclear risk	Number lost to follow-up not reported, all missing included as smokers

Stevens 1989

Methods	Setting: HMO, USA Recruitment: HMO member volunteers
Participants	587 smokers who successfully abstained from smoking for 4 days after a 4-day intensive cessation programme
Interventions	Both group conditions met for 3 × 2 hours weekly meetings 1. Skills condition. Development and active rehearsal of coping strategies 2. Discussion condition. Social support meetings without rehearsal of strategies 3. No further treatment control
Outcomes	Abstinence at 1 year, no tobacco use in previous 6 months Validation: saliva thiocyanate < 0.8 mg/mL or cotinine < 5 ng/mL
Notes	Study hypothesis that discussion control would not increase rates, so in main analysis 1 versus 2 + 3

Risk of bias

Bias	Authors' judgement	Support for judgement
Random sequence generation (selection bias)	Low risk	Predetermined random number list
Allocation concealment (selection bias)	Unclear risk	Not explicit that list concealed, although likelihood of selection bias judged to be small

Stevens 1989 (Continued)

Blinding of participants and personnel (performance bias) All outcomes	Unclear risk	Subjects randomly assigned after initial treatment phase, no further information provided
Blinding of outcome assessment (detection bias) All outcomes	Low risk	Biochemical validation used. Staff following up non-attenders at 1 year meeting blind to treatment assignment
Incomplete outcome data (attrition bias) All outcomes	Low risk	Loss to follow-up 6.6% overall, non-significantly higher in control. Dropouts included in analysis

STRATUS-WW 2006

Methods	Setting: Australia, Canada, USA, setting type not reported but presumably clinic Recruitment: not stated
Participants	5055 adult smokers (> 18) motivated to quit. Randomly assigned to rimonabant 5 mg (n = 2026) or rimonabant 20 mg (n = 3029) 50% male, 88.8% female, mean age 44.1, average CPD 23.6, mean year smoking 24.1, mean quit attempts 4.1, mean FTND score 5.4, 31.7% with FTND score > 7. Mean BMI 27.8
Interventions	Phase 1: cessation trial: participants randomly assigned to rimonabant 5 mg [R5] (n = 2026) or rimonabant 20 mg [R20] (n = 3029) for 10 weeks, with TQD at day 15. Cessation rates at EOT: R5: 644/2026 (31.8%); R20 1017/3029 (33.6%), difference non-significant; Quitters eligible for phase 2 if: (a) self-reported abstinence for 7+ days, (b) CO ≤ 10 ppm, and (c) compliance level of 80%+ in last 4 weeks of phase 1 Phase 2: Relapse prevention: re-randomly assigned 644 quitters in R5 group to (i) R5 (n = 322) or (ii) placebo (n = 322), and 1017 quitters in R20 group to (i) R5 (n = 335) or (ii) R20 (n = 340) or (iii) placebo (n = 342). All groups received treatment for a further 42 weeks Behavioural support: not reported
Outcomes	Primary outcome: time to relapse for quitters from weeks 10 to 32. Relapse defined as ≥ 7 consecutive days of smoking (even a puff), or ≥ 2 consecutive days with ≥ 5 cigs (even a puff) smoked per day Long-term follow-up: 52 weeks, 104 weeks Secondary outcome: time to relapse for quitters from week 10 to week 52 Other outcomes: weight change; fasting HDL-cholesterol, triglycerides; safety, adverse events Validation: phase 1: expired CO < 10 ppm; phase 2: not reported
Notes	New for 2013 Two-year follow-up data were not reported. Results not published and hence are limited, data not available on phase 1 R5 group Trial was funded by the manufacturer, Sanofi Aventis Percentage abstinent at 12 months very similar in R5 and R20 phase II groups (41.8 vs

	41.5), combined in meta-analysis	
Risk of bias		
Bias	Authors' judgement	Support for judgement
Random sequence generation (selection bias)	Unclear risk	Not stated
Allocation concealment (selection bias)	Unclear risk	Not stated
Blinding of participants and personnel (performance bias) All outcomes	Unclear risk	"Double-blind", no further information provided
Blinding of outcome assessment (detection bias) All outcomes	Unclear risk	No information reported
Incomplete outcome data (attrition bias) All outcomes	Unclear risk	Not reported

Tonstad 2006

Methods	Setting: cessation clinics in 7 countries. 6 sites in United States Recruitment: smokers of ≥ 10 /day for cessation phase	
Participants	1210 adults previously smoking ≥ 10 /day, quit for at least 1 week after 12 weeks open-label varenicline	
Interventions	1. Varenicline 1 mg \times 2 daily for 12 weeks with 5 clinic visits 2. Placebo	
Outcomes	Sustained abstinence for 9 months at 1 year Validation: CO ≥ 10 ppm	
Notes	The quit rate after the open-label phase was 64%	
Risk of bias		
Bias	Authors' judgement	Support for judgement
Random sequence generation (selection bias)	Low risk	Centralised computer-generated randomisation
Allocation concealment (selection bias)	Low risk	Based on use of centralised allocation

Tonstad 2006 (Continued)

Blinding of participants and personnel (performance bias) All outcomes	Low risk	“Double-blind treatment phase”; “participant blinding was maintained during this [non-treatment follow-up] phase”
Blinding of outcome assessment (detection bias) All outcomes	Low risk	Double-blind and biochemical validation used
Incomplete outcome data (attrition bias) All outcomes	Low risk	Higher loss to follow-up in controls due to relapse, dropouts counted as smokers

Unrod 2016

Methods	Setting: home-based, USA Recruitment: clients of New York Smokers' Quitline
Participants	3458 smokers, 1142 repeated mailing, 1127 mass mailing, 1189 control 49.3% male, average age 46, average cigs/day 17
Interventions	Repeated mailings: Eight 'Forever Free' booklets mailed over 12 months Mass mailings: Eight 'Forever Free' booklets mailed upon enrolment Control: Standard mail intervention
Outcomes	7-day point prevalence abstinence at 24 months Validation: Not described
Notes	Funding: “National Cancer Institute of the National Institutes of Health under award number R01CA137357. This work has also been supported in part by the Biostatistics and Survey Methods Core Facilities at the H. Lee Moffitt Cancer Center and Research Institute, an NCI designated Comprehensive Cancer Center (P30CA76292).” Declaration of interests: “THB has received research support from Pfizer, Inc. KMC has received grant funding from the Pfizer Corporation to study the impact of a hospital based tobacco cessation intervention. He also receives funding as an expert witness in litigation filed against the tobacco industry. No other financial disclosures or conflicts of interest were reported by the authors of this paper.”

Risk of bias

Bias	Authors' judgement	Support for judgement
Random sequence generation (selection bias)	Low risk	Computerised randomisation performed
Allocation concealment (selection bias)	Unclear risk	Concealment not described
Blinding of participants and personnel (performance bias) All outcomes	Low risk	Blinding could not be performed because of the nature of the intervention, but there was no difference in face-to-face contact

Unrod 2016 (Continued)

		between intervention and control groups. Low risk of performance bias. Unclear if participants aware of alternative treatments
Blinding of outcome assessment (detection bias) All outcomes	High risk	Blinding not performed and abstinence not biochemically verified
Incomplete outcome data (attrition bias) All outcomes	Low risk	Dropout rates equivalent across groups

Van Osch 2008

Methods	Setting: participants in national Quit and Win contest, Netherlands Recruitment: email to Quit and Win participants
Participants	1566 participants in national Quit & Win contest (daily smokers, smoking for at least 1 year, 18 years or older) 60.8% female, average age 36.2, average cpd 18.5, average length of smoking 19.1 years
Interventions	Quit and Win contest included 1-month cessation period, including computer-tailored cessation advice and telephone counselling Intervention: participants asked to formulate three coping plans when completing baseline survey Control: baseline survey only (not prompted to formulate coping strategies)
Outcomes	Continuous abstinence and 7-d PP at 7 months Validation: none, although participants had buddies and were informed that biochemical abstinence would be performed for contest winners
Notes	New for 2013 update Unclear how abstinence data were obtained Including only respondents increased evidence of effect

Risk of bias

Bias	Authors' judgement	Support for judgement
Random sequence generation (selection bias)	High risk	"Based on odd or even registration numbers"
Allocation concealment (selection bias)	Unclear risk	Centralised, but unclear whether participants aware of their registration numbers
Blinding of participants and personnel (performance bias) All outcomes	Low risk	No blinding reported, but because of the nature of the intervention, performance bias unlikely

Van Osch 2008 (Continued)

Blinding of outcome assessment (detection bias) All outcomes	Low risk	'Buddy' validation and knowledge of biochemical validation would be used for any contest winners, nature of intervention made differential misreport unlikely
Incomplete outcome data (attrition bias) All outcomes	High risk	Very high rates of dropout at 7 months (64% control, 63% intervention). "The relatively high attrition suffered across the two follow-up measurements may restrict validity of the results and may have caused biases in reported abstinence rates"

Van't Hof 2000

Methods	Setting: six hospitals, USA Recruitment: women at time of delivery
Participants	277 women who had quit during pregnancy, cotinine verified as not smoking at recruitment (excluded 10 not followed up for a variety of reasons). Average age 25, previous cigs/day not reported. 65% were very confident of remaining quit
Interventions	1. 15 min to 30 min of relapse prevention counselling from Visiting Nurse after baseline interview. Reinforcement by paediatric care provider at 2 weeks, 2 months, 4 months well baby clinics, written materials. Chart sticker used to prompt intervention 2. Usual care, baseline assessment from Visiting Nurse
Outcomes	Abstinence at 6 months (assume PP) Validation: none (assessment by phone, no details of blinding of assessor)
Notes	

Risk of bias

Bias	Authors' judgement	Support for judgement
Random sequence generation (selection bias)	Unclear risk	Randomised, method not described
Allocation concealment (selection bias)	Unclear risk	No details given
Blinding of participants and personnel (performance bias) All outcomes	Unclear risk	No details given
Blinding of outcome assessment (detection bias) All outcomes	High risk	No biochemical validation, intervention participants received more face-to-face contact than control group, no details of

Van't Hof 2000 (Continued)

		blinding of assessor, differential misreport possible
Incomplete outcome data (attrition bias) All outcomes	Low risk	A sensitivity analysis including losses to follow-up did not change direction or significance of effect

Wetter 2011

Methods	Setting: Seattle, WA, USA Recruitment: community volunteers
Participants	302 female smokers, 18 to 70 years old, smoking at least 10 cpd Average age 43, average cpd 20.6, average FTND 5.2
Interventions	All participants received 6 weeks nicotine patch (21 mg/d); 2 group counselling sessions pre-quit and three post-quit (through day 7); ecological momentary assessment (EMA) procedures for week immediately following quit date 1. 1-month computer-delivered treatment (CDT) on palmtop computers (3 modules: managing urge, treatment info and motivational messages) and EMA 2. EMA only for 1-month post-quit date
Outcomes	Repeated 7-day PP (day 35, month 6, month 12) Validation: CO < 10 ppm
Notes	New for 2013 update Trial report provided only OR and adjusted OR (no raw data), n provided by authors

Risk of bias

Bias	Authors' judgement	Support for judgement
Random sequence generation (selection bias)	Low risk	"the study biostatistician generated the randomization sequence"
Allocation concealment (selection bias)	Unclear risk	Method not specified
Blinding of participants and personnel (performance bias) All outcomes	Unclear risk	Blinding not specified, unclear whether participants aware of additional element offered to intervention group
Blinding of outcome assessment (detection bias) All outcomes	Low risk	Smoking status biochemically validated
Incomplete outcome data (attrition bias) All outcomes	Low risk	Dropouts counted as smokers in ITT analysis, similar number lost to follow-up in each group at 12 months (21 dropouts con-

ALA=AmericanLungAssociation

BMI = body mass index

BMT = basic military training

BS = Broad-spectrum

CABG = coronary artery bypass graft

CAD = coronary artery disease

CBT = cognitive-behavioural therapy

CDT = computer-delivered treat

CHESS SCRIP = Comprehensive Health Enhancement Support System for Smoking Cessation and Relapse Prevention

CO = carbon monoxide

cpd = cigarettes per day

EMA = ecological momentary assessment

EOT = end of treatment

FTND = Fagerström Test for Nicotine Dependence

FTQ = Fagerström Tolerance Questionnaire

HMO = health maintenance organisation

ICC = Intraclass correlation

ITT = intention to treat

MAPS; MAPS+ = Motivation and Problem-Solving; Motivation and Problem-Solving+

MDD = major depressive disorder

MI = myocardial infarction

min = minutes

NCI = National Cancer Institute

NHS = National Health Service

NRT = nicotine replacement therapy

NS = not stated

PA = partner-assisted

PP = point prevalence abstinence (abstinent at that time but not necessarily continuously since treatment)

PPC = proactive phone counselling

ppm = parts per million

PTSD = post traumatic stress disorder

RCT = randomised controlled trial

TEQ-20; TEQ-10 = Technology Enhanced Quitline-20; Technology Enhanced Quitline-10

TQD = target quit day

UC = usual care

WGC = workplace group counselling

WO = women only

Characteristics of excluded studies *[ordered by study ID]*

Study	Reason for exclusion
Adams 2011	Only 2 months follow-up
Allen 2007	Only 12 weeks follow-up
Alterman 2001	Considered for inclusion because comparison of different intensity interventions. No mention of relapse prevention
Berndt 2012	Content of intervention did not involve relapse prevention
Bottausci 1995	Small trial, < 10 participants per condition
Brown 2001	Considered for inclusion because comparison of different intensity interventions. Intervention focus was on use of CBT for treatment of depression. Relapse mentioned only in text
Carmody 1988	Only 3 months follow-up reported. No significant differences at this point
Carmody 2017	Wrong comparator as both groups had the same amount of contact
Cather 2013	All participants received the same intervention
Cinciripini 2000	Not possible to distinguish relapse prevention from cessation components
Copeland 2006	Evaluated a weight management programme for preventing relapse; see separate Cochrane review
Davis 1995	Short follow-up
DiSantis 2010	Pilot study with only 1-month follow-up
Dooley 1992	Only 3 months follow-up reported. No significant differences at this point
Dubren 1977	Only 1-month follow-up reported
Dunphy 2000	Only 4 to 8 weeks follow-up after delivery and intervention
Elfeddali 2012	Participants randomly assigned before quitting, no cessation intervention provided to controls, so test of an Internet cessation programme. Not relapse prevention
Evins 2011	Only 60-day follow-up
Feeney 2001	Not explicitly described as a relapse prevention intervention, and the control condition had low implementation of the basic cessation programme
French 2007	Not randomised

(Continued)

Froelicher 2000	Described a trial in progress, no intervention results
Garvey 2012	Considered for inclusion because of front-loading of counselling sessions in one group. No mention of relapse prevention
George 2000	Tested a specialised group therapy intervention for people with schizophrenia compared with a standard programme. Included other components in addition to relapse prevention
Goldstein 1989	Considered for inclusion because comparison of different intensity interventions. No mention of relapse prevention
Gruder 1993	Not possible to distinguish between relapse prevention and cessation components
Hall 1994	Considered for inclusion because comparison of different intensity interventions. Primary focus was on CBT for depression as adjunct to cessation intervention. No mention of relapse prevention
Hall 1996	Considered for inclusion because comparison of different intensity interventions. Primary focus was on mood management as adjunct to cessation intervention. No mention of relapse prevention
Hall 1998	Considered for inclusion because comparison of different intensity interventions. No mention of relapse prevention
Hall 2011	Considered for inclusion because study evaluated extended therapy. Not relapse prevention
Hassandra 2017	Wrong intervention. Relapse-prevention but exercise-based
Juliano 2006	Previously included study. Excluded from 2018 update because included relapsed smokers rather than abstainers
Klesges 1987	Randomisation and analysis by worksite, number of individuals in each treatment condition not given. A non-significant difference favoured relapse prevention
Lando 1997	Considered for inclusion because comparison of different intensity interventions. No mention of relapse prevention
Laude 2017	Not relapse prevention
Macleod 2003	Considered for inclusion because comparison of different intensity interventions. No mention of relapse prevention
Miller 1997	Hospital intervention included relapse prevention components but excluded because no information on smoking status of participants, and intervention similar in other respects to other inpatient trials. Also compared 2 intensities of telephone follow-up but these were not described as relapse prevention
NCT00218465	Only 5-week follow-up
NCT00621777	Only 3 months' follow-up
NCT01131156	Only 8-week follow-up

(Continued)

NCT02888444	Only 24-week follow-up
NCT02968095	Only 6-week follow-up
Phillips 2012	Only 8-week follow-up
Reid 1999	Considered for inclusion because comparison of different intensity interventions. No mention of relapse prevention
Snuggs 2012	Wrong design, all participants received text messages
Solomon 2000	Considered for inclusion because comparison of different intensity interventions. No mention of relapse prevention
Storro 2008	Controlled cohort study of postpartum intervention, not randomised
Tonstad 2013	Test of vaccine versus placebo. Effect of pharmacotherapy post-quit confounded with pharmacotherapy before quitting
Yoon 2009	Only 2-week follow-up
Zelman 1992	Considered for inclusion because comparison of different intensity interventions. No mention of relapse prevention

CBT=cognitive-behaviouraltherapy

Characteristics of ongoing studies [ordered by study ID]

[Bock 2014](#)

Trial name or title	Testing the efficacy of yoga as a complementary therapy for smoking cessation: the BreathEasy trial
Methods	RCT
Participants	300 smokers
Interventions	Yoga, comparison health and wellness program
Outcomes	Prolongued abstinence at 12 months
Starting date	September 2012
Contact information	Beth Bock
Notes	

Brandon 2014

Trial name or title	Preventing smoking initiation or relapse following basic military training
Methods	RCT
Participants	7495 airmen recently completed 8.5 weeks basic military training with involuntary tobacco abstinence
Interventions	Standard smoking cessation booklet (standard condition), targeted guide (targeted guide condition), targeted guide plus a brief tailored intervention delivered face-to-face (face-to-face condition)
Outcomes	Self-reported continuous and 7-day PPA at 24 months
Starting date	Jan 2013
Contact information	Thomas Brandon
Notes	

Diaz 2016

Trial name or title	Surviving smokefree randomised controlled trial
Methods	RCT
Participants	414 smoking cancer patients
Interventions	Smoking Relapse Prevention intervention (SRP): brief clinical intervention and Forever Free booklets and Surviving SmokeFree DVD, Usual Care (UC): one-time routine assessment of smoking behaviour and brief clinical intervention
Outcomes	Self-reported 7-day PPA at 12 months
Starting date	June 2012
Contact information	Diana Diaz
Notes	

Fallgatter 2015

Trial name or title	Non-invasive brain stimulation for nicotine addiction
Methods	RCT
Participants	74 smokers
Interventions	4 sessions of intermittent Theta Burst Stimulation (iTBS) as add-on to cognitive behavioural therapy, Sham iTBS plus CBT

Fallgatter 2015 (Continued)

Outcomes	Abstinence at 12 months (unclear how assessed)
Starting date	Unclear
Contact information	A.J. Fallgatter
Notes	

Garvey 2012a

Trial name or title	Duration of behavioral counseling treatment needed to optimize smoking abstinence (EDC)
Methods	RCT
Participants	Unknown recruitment status
Interventions	Brief duration counselling: 3-month duration Moderate duration counselling: 6-month duration Extended duration counselling: 12-month duration
Outcomes	Abstinence at 1 and 2 years
Starting date	February 2008
Contact information	Arthur J. Garvey
Notes	No updates since June 2011

Giovanardi 2016

Trial name or title	Virtual reality exposure therapy for relapse prevention
Methods	RCT
Participants	120 smokers
Interventions	CBT group, CBT with virtual reality exposure therapy
Outcomes	CO-verified abstinence at 6 months
Starting date	August 2014
Contact information	Laurent Boyer
Notes	

ISRCTN1111428

Trial name or title	Helping people cope with temptations to smoke to reduce relapse: a factorial randomised controlled trial
Methods	RCT
Participants	1400 users of Stop Smoking Service, UK
Interventions	Smoking replacement produce plus online support, personalised plan and access to Structured Planning and Prompting programme, smoking replacement product and text message support, usual care
Outcomes	Validated abstinence at 12 months
Starting date	April 2016
Contact information	Anna Phillips
Notes	Updated August 2018

Meghea 2015

Trial name or title	Prevent Relapse In SMoking (PRISM)
Methods	RCT
Participants	250 postpartum women who quit smoking in the six months before pregnancy or no later than the end of the first pregnancy trimester and remained abstinent (which was biochemically verified) until delivery
Interventions	Intervention: up to 4 postnatal counselling calls for mothers and their partners using motivational interviewing, usual care
Outcomes	Maternal abstinence at 6 months postpartum
Starting date	December 2013
Contact information	Cristian Ioan Meghea
Notes	Characteristics of sample paper published but not outcome results

NCT01162239

Trial name or title	Maintaining nonsmoking
Methods	Randomised parallel assignment
Participants	Unknown recruitment status and intended sample size
Interventions	Extended brief contact, extended health education, extended relapse prevention, extended relapse prevention plus varenicline

NCT01162239 (Continued)

Outcomes	Smoking status (undefined) at up to 104 weeks following treatment initiation
Starting date	May 2010
Contact information	University of California, San Francisco; National Institute on Drug Abuse (NIDA)
Notes	No updates since October 2015

NCT01756885

Trial name or title	Extended varenicline treatment for smoking among cancer patients
Methods	Randomised parallel assignment
Participants	374 cancer patient smokers
Interventions	Standard varenicline treatment: 12 weeks of active varenicline + 12 weeks of placebo + smoking cessation counselling Extended varenicline treatment: 24 weeks of active varenicline + smoking cessation counselling
Outcomes	7-day PPA at week 52
Starting date	Jan 2013
Contact information	Robert A Schnoll
Notes	Updated July 2018

NCT02271919

Trial name or title	Varenicline and combined Nicotine Replacement Therapy (NRT) for smoking cessation
Methods	Randomised cross-over assignment
Participants	Ongoing recruitment: 500 smokers
Interventions	Varenicline (VAR): varenicline tablets, placebo patches, and placebo lozenges, nicotine patch + nicotine lozenge group (NPL): placebo tablets, nicotine patches, and nicotine lozenges, tablets, patches, lozenges previously assigned, switch to different active therapy, extra tablet + patch
Outcomes	7-day PPA at 12 weeks
Starting date	May 2015
Contact information	Paul Cinciripini

NCT02271919 (Continued)

Notes	Updated June 2018
-------	-------------------

NCT02327104

Trial name or title	Effectiveness of mindfulness based relapse prevention for tobacco dependents
Methods	RCT
Participants	Unknown recruitment status, 60 smokers
Interventions	Mindfulness-based relapse prevention, control
Outcomes	Abstinence (undefined measure and time point)
Starting date	October 2012
Contact information	Ana Regina Noto
Notes	Updated May 2015

CBT = cognitive behavioural therapy

CO = carbon monoxide

DVD = digital video disc

iTBS = intermittent Theta Burst Stimulation

NIDA = National Institute on Drug Abuse

PPA = point prevalence abstinence

RCT = randomised controlled trial

UC = usual care

DATA AND ANALYSES

Comparison 1. Behavioural interventions for abstinent pregnant/postpartum women

Outcome or subgroup title	No. of studies	No. of participants	Statistical method	Effect size
1 Not smoking at delivery/last follow-up prior to delivery	8	1523	Risk Ratio (M-H, Random, 95% CI)	1.05 [0.99, 1.11]
1.1 Self-help intervention	1	171	Risk Ratio (M-H, Random, 95% CI)	1.05 [0.91, 1.21]
1.2 Individual counselling	5	641	Risk Ratio (M-H, Random, 95% CI)	1.01 [0.89, 1.13]
1.3 Telephone counselling	2	711	Risk Ratio (M-H, Random, 95% CI)	1.06 [0.99, 1.15]
2 Not smoking at longest follow-up after delivery	14	4606	Risk Ratio (M-H, Random, 95% CI)	1.02 [0.94, 1.09]
2.1 Intervention during pregnancy	5	690	Risk Ratio (M-H, Random, 95% CI)	1.00 [0.80, 1.26]
2.2 Intervention initiated during pregnancy and continued post partum	6	2071	Risk Ratio (M-H, Random, 95% CI)	0.99 [0.90, 1.09]
2.3 Intervention initiated after birth	4	1845	Risk Ratio (M-H, Random, 95% CI)	1.06 [0.87, 1.28]

Comparison 2. Interventions for abstinent hospitalised smokers

Outcome or subgroup title	No. of studies	No. of participants	Statistical method	Effect size
1 Behavioural interventions, cessation at longest follow-up	4	1300	Risk Ratio (M-H, Random, 95% CI)	0.95 [0.81, 1.11]
2 Pharmacotherapy interventions, cessation at longest follow-up	2	1078	Risk Ratio (M-H, Fixed, 95% CI)	1.23 [0.94, 1.60]

Comparison 3. Behavioural interventions for unaided abstainers

Outcome or subgroup title	No. of studies	No. of participants	Statistical method	Effect size
1 Cessation at longest follow-up	5	3561	Risk Ratio (M-H, Random, 95% CI)	1.06 [0.96, 1.16]
1.1 Low-intensity interventions	5	3561	Risk Ratio (M-H, Random, 95% CI)	1.06 [0.96, 1.16]

Comparison 4. Behavioural interventions for assisted abstainers

Outcome or subgroup title	No. of studies	No. of participants	Statistical method	Effect size
1 Cessation at longest follow-up	10	5408	Risk Ratio (M-H, Random, 95% CI)	0.99 [0.87, 1.13]
1.1 Low-intensity interventions	6	4287	Risk Ratio (M-H, Random, 95% CI)	0.95 [0.82, 1.11]
1.2 High-intensity interventions	4	1121	Risk Ratio (M-H, Random, 95% CI)	1.06 [0.82, 1.36]

Comparison 5. Pharmacotherapy for unaided abstainers

Outcome or subgroup title	No. of studies	No. of participants	Statistical method	Effect size
1 Cessation 12 months after quit date	2	2261	Risk Ratio (M-H, Fixed, 95% CI)	1.24 [1.04, 1.47]
1.1 Nicotine gum vs placebo after brief unassisted abstinence	2	2261	Risk Ratio (M-H, Fixed, 95% CI)	1.24 [1.04, 1.47]

Comparison 6. Pharmacotherapy for assisted abstainers

Outcome or subgroup title	No. of studies	No. of participants	Statistical method	Effect size
1 Nicotine replacement therapy versus placebo. Cessation 12 months + after quit date	2	553	Risk Ratio (M-H, Fixed, 95% CI)	1.04 [0.77, 1.40]
1.1 16-week nicotine gum vs. placebo	1	143	Risk Ratio (M-H, Fixed, 95% CI)	1.44 [0.77, 2.69]
1.2 16-week nicotine gum + bupropion vs. placebo gum + bupropion	1	146	Risk Ratio (M-H, Fixed, 95% CI)	0.96 [0.59, 1.56]
1.3 9-month nicotine inhaler vs. placebo	1	168	Risk Ratio (M-H, Fixed, 95% CI)	0.96 [0.54, 1.72]
1.4 9-month nicotine inhaler + bupropion vs. placebo inhaler + bupropion	1	96	Risk Ratio (M-H, Fixed, 95% CI)	0.86 [0.39, 1.93]
2 Bupropion vs. placebo. Cessation 12 months + after quit date	6	1697	Risk Ratio (M-H, Fixed, 95% CI)	1.15 [0.98, 1.35]
2.1 52 weeks bupropion vs placebo	1	110	Risk Ratio (M-H, Fixed, 95% CI)	0.96 [0.60, 1.55]
2.2 45 weeks bupropion vs placebo	1	429	Risk Ratio (M-H, Fixed, 95% CI)	1.11 [0.82, 1.51]

2.3 24 weeks bupropion vs placebo	1	176	Risk Ratio (M-H, Fixed, 95% CI)	1.46 [0.77, 2.77]
2.4 16 weeks bupropion vs placebo	1	144	Risk Ratio (M-H, Fixed, 95% CI)	1.72 [0.95, 3.12]
2.5 16 weeks bupropion + nicotine gum vs placebo + nicotine gum	1	145	Risk Ratio (M-H, Fixed, 95% CI)	1.14 [0.68, 1.92]
2.6 9 months bupropion vs placebo	1	141	Risk Ratio (M-H, Fixed, 95% CI)	1.09 [0.64, 1.84]
2.7 9 months bupropion + placebo inhaler vs double placebo	1	97	Risk Ratio (M-H, Fixed, 95% CI)	0.82 [0.40, 1.68]
2.8 9 months bupropion + nicotine inhaler vs placebo + nicotine inhaler	1	93	Risk Ratio (M-H, Fixed, 95% CI)	1.01 [0.43, 2.39]
2.9 14 weeks bupropion vs placebo	1	362	Risk Ratio (M-H, Fixed, 95% CI)	1.19 [0.84, 1.68]
3 Combination NRT & bupropion vs placebo. Cessation at longest follow-up	2	243	Risk Ratio (M-H, Fixed, 95% CI)	1.18 [0.75, 1.87]
4 Varenicline vs placebo. Cessation 12 months + after quit date	2	1297	Risk Ratio (M-H, Fixed, 95% CI)	1.23 [1.08, 1.41]
5 Rimonabant vs placebo. Cessation 12 months + after quit date	1		Risk Ratio (M-H, Fixed, 95% CI)	Totals not selected

Comparison 7. Behavioural interventions for smokers. RP vs. cessation, matched for programme length

Outcome or subgroup title	No. of studies	No. of participants	Statistical method	Effect size
1 Group or individual format therapy (+/- adjunct pharmacotherapy), cessation at longest follow-up	10	872	Risk Ratio (M-H, Random, 95% CI)	0.92 [0.72, 1.16]
2 Self-help format, cessation at longest follow-up	1	91	Risk Ratio (M-H, Random, 95% CI)	1.52 [0.67, 3.46]

Comparison 8. Behavioural interventions for smokers. RP vs. cessation, different intensity programmes

Outcome or subgroup title	No. of studies	No. of participants	Statistical method	Effect size
1 Cessation at longest follow-up	7	699	Risk Ratio (M-H, Random, 95% CI)	1.02 [0.80, 1.29]
1.1 More than four sessions for control group	5	546	Risk Ratio (M-H, Random, 95% CI)	0.95 [0.68, 1.33]
1.2 Four sessions or less for control group	2	153	Risk Ratio (M-H, Random, 95% CI)	1.22 [0.81, 1.86]

Comparison 9. Interventions for smokers, tests of adjuncts to cessation programmes

Outcome or subgroup title	No. of studies	No. of participants	Statistical method	Effect size
1 Behavioural interventions, cessation at longest follow-up	9		Risk Ratio (M-H, Random, 95% CI)	Subtotals only
1.1 Additional proactive telephone contact	3	2758	Risk Ratio (M-H, Random, 95% CI)	1.18 [0.93, 1.49]
1.2 Additional print-based support	2	4350	Risk Ratio (M-H, Random, 95% CI)	1.06 [0.93, 1.20]
1.3 Additional intervention delivered by computer or mobile phone	3	597	Risk Ratio (M-H, Random, 95% CI)	1.00 [0.73, 1.37]
1.4 Formulation of coping strategies	1	1566	Risk Ratio (M-H, Random, 95% CI)	1.27 [0.97, 1.67]
2 Combined behavioural and pharma interventions, cessation at longest follow-up	1		Risk Ratio (M-H, Fixed, 95% CI)	Totals not selected
2.1 Additional proactive telephone counselling + NRT	1		Risk Ratio (M-H, Fixed, 95% CI)	0.0 [0.0, 0.0]

Comparison 10. Interventions for smokers, test of extended pharmacotherapy

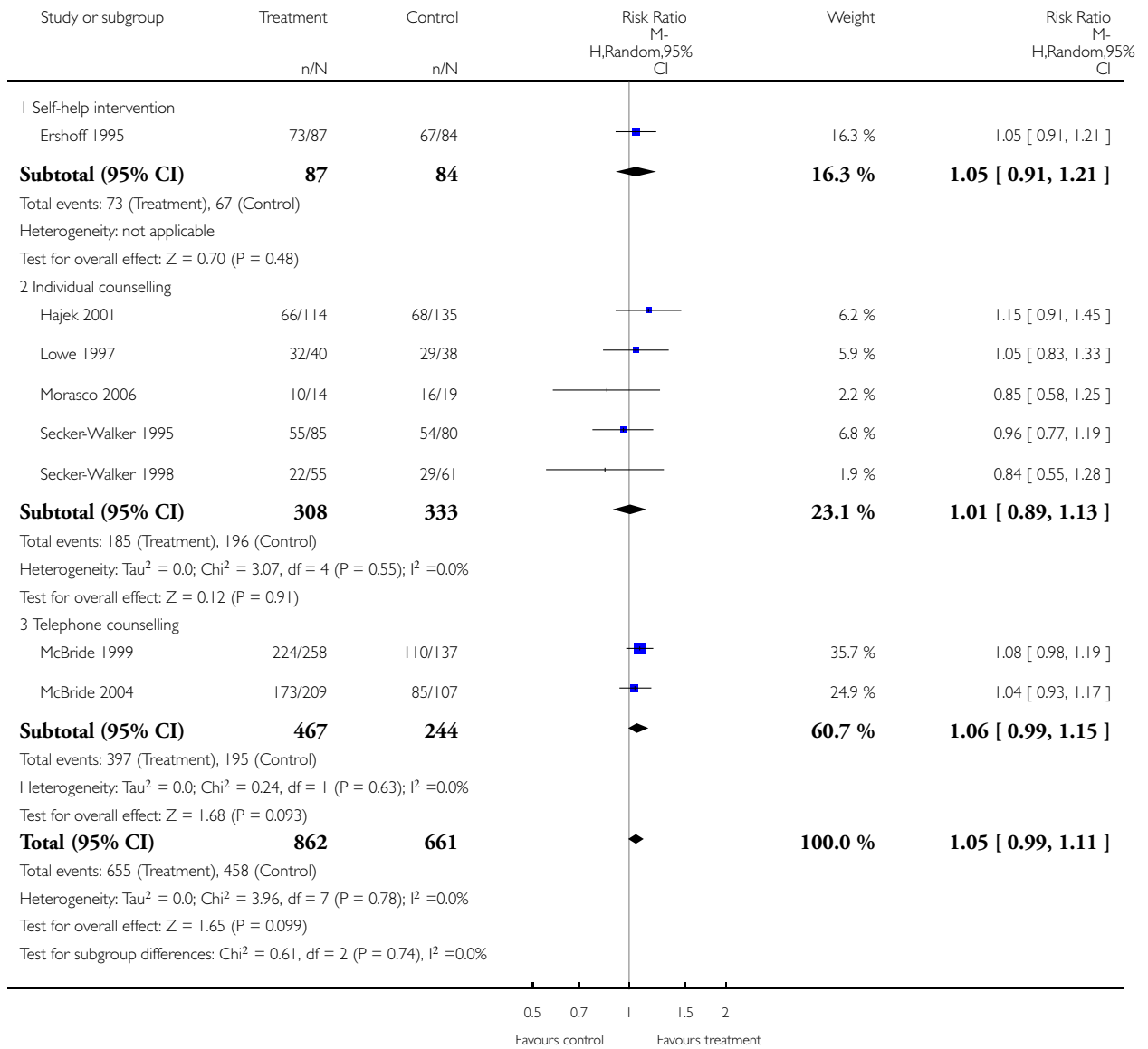
Outcome or subgroup title	No. of studies	No. of participants	Statistical method	Effect size
1 Smoking cessation at 12 months	1	525	Risk Ratio (M-H, Fixed, 95% CI)	1.07 [0.76, 1.50]

Analysis 1.1. Comparison 1 Behavioural interventions for abstinent pregnant/postpartum women, Outcome 1 Not smoking at delivery/last follow-up prior to delivery.

Review: Relapse prevention interventions for smoking cessation

Comparison: 1 Behavioural interventions for abstinent pregnant/postpartum women

Outcome: 1 Not smoking at delivery/last follow-up prior to delivery

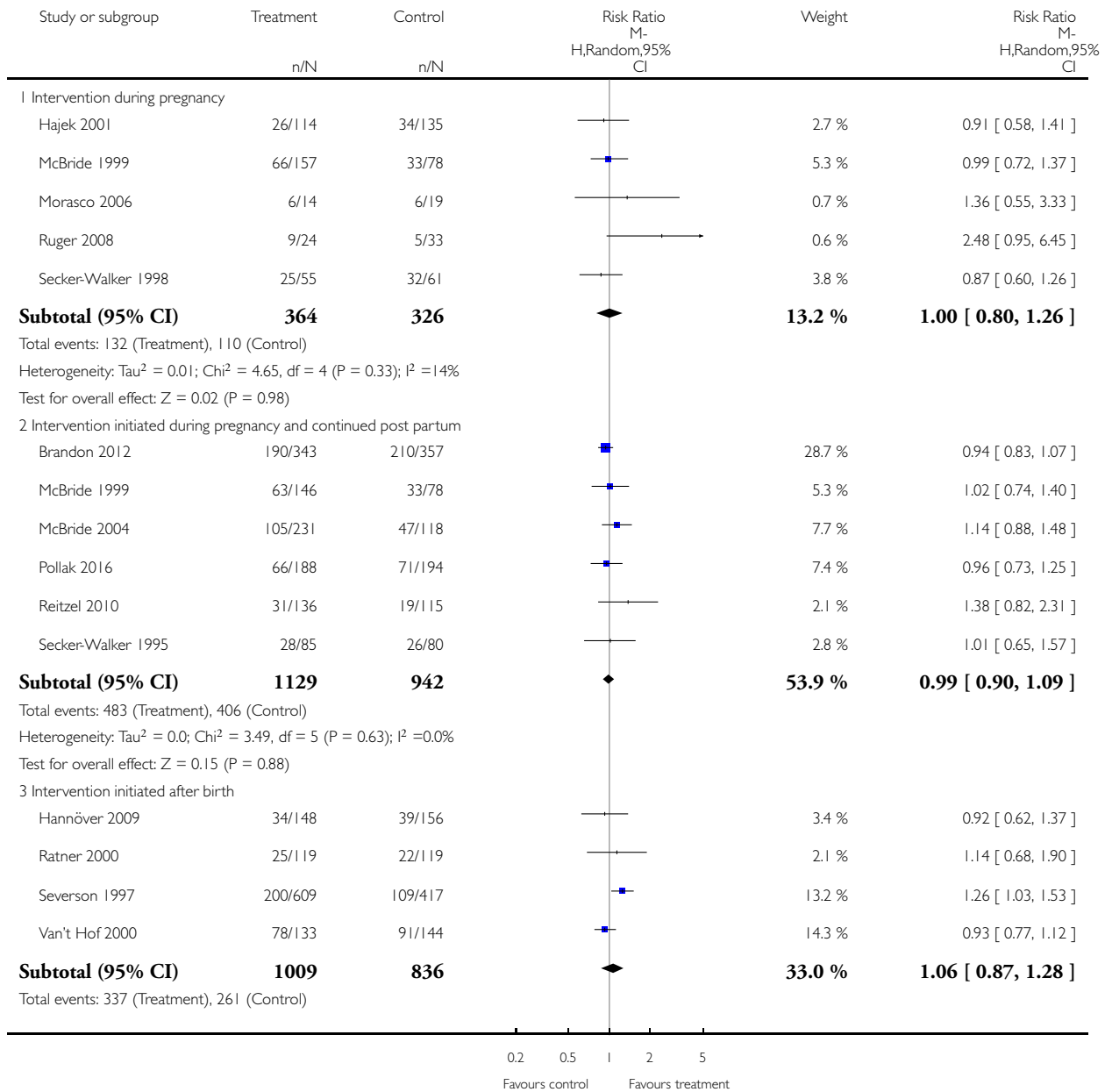


Analysis 1.2. Comparison 1 Behavioural interventions for abstinent pregnant/postpartum women, Outcome 2 Not smoking at longest follow-up after delivery.

Review: Relapse prevention interventions for smoking cessation

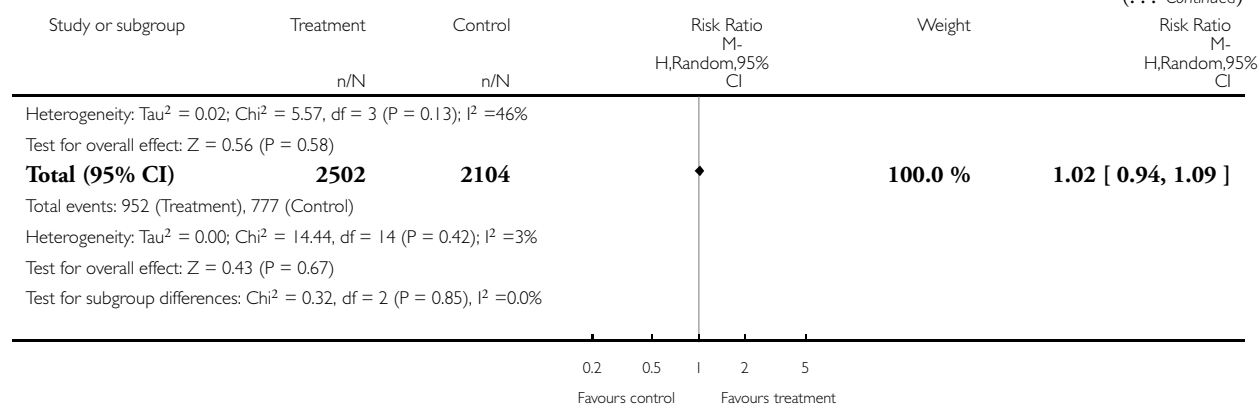
Comparison: 1 Behavioural interventions for abstinent pregnant/postpartum women

Outcome: 2 Not smoking at longest follow-up after delivery



(Continued . . .)

(... Continued)

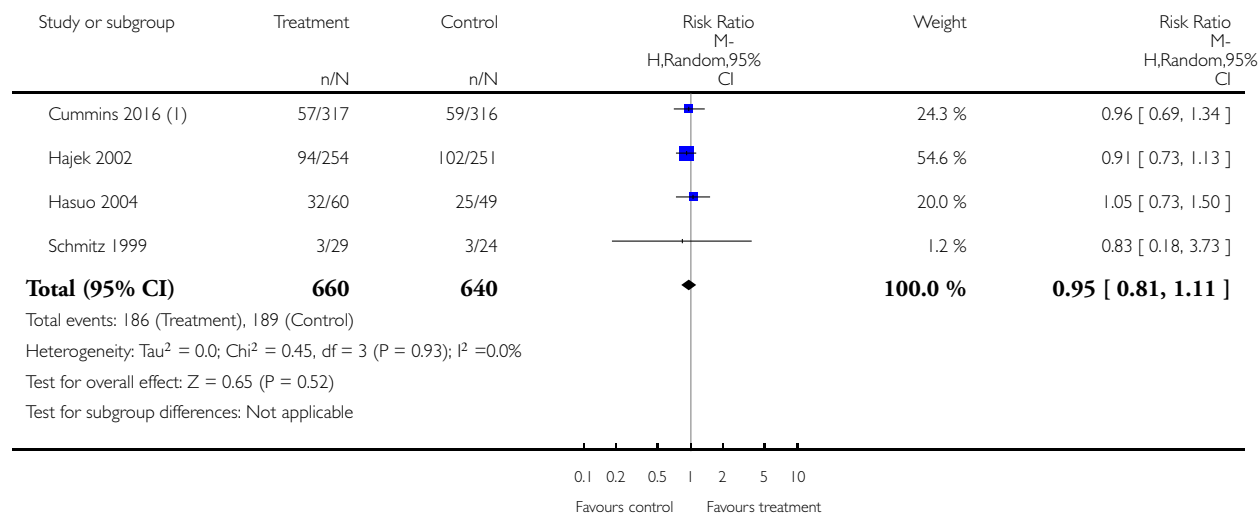


Analysis 2.1. Comparison 2 Interventions for abstinent hospitalised smokers, Outcome 1 Behavioural interventions, cessation at longest follow-up.

Review: Relapse prevention interventions for smoking cessation

Comparison: 2 Interventions for abstinent hospitalised smokers

Outcome: 1 Behavioural interventions, cessation at longest follow-up



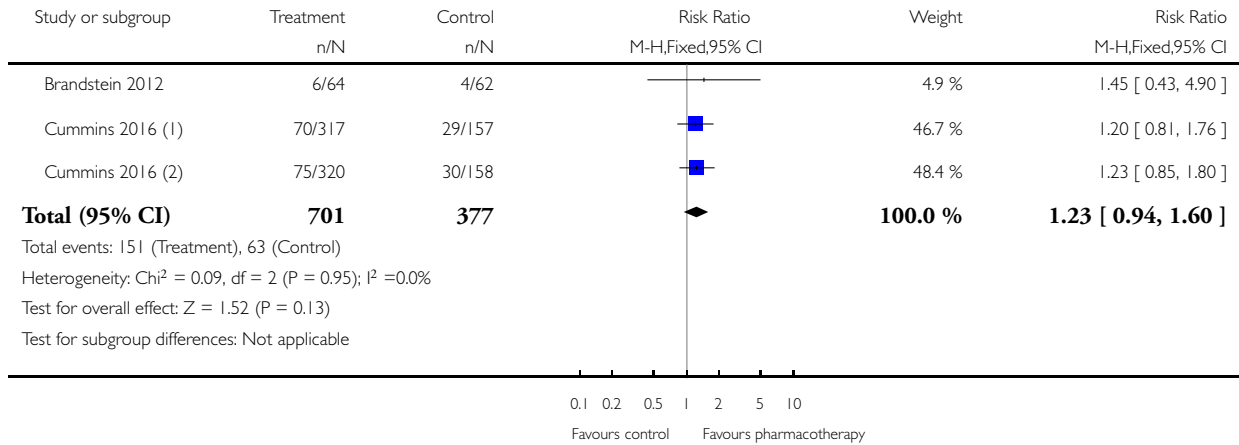
(1) Counselling vs. usual care (one arm of three)

Analysis 2.2. Comparison 2 Interventions for abstinent hospitalised smokers, Outcome 2 Pharmacotherapy interventions, cessation at longest follow-up.

Review: Relapse prevention interventions for smoking cessation

Comparison: 2 Interventions for abstinent hospitalised smokers

Outcome: 2 Pharmacotherapy interventions, cessation at longest follow-up



(1) Patches and counselling vs. usual care (split between two comparisons to avoid double counting)

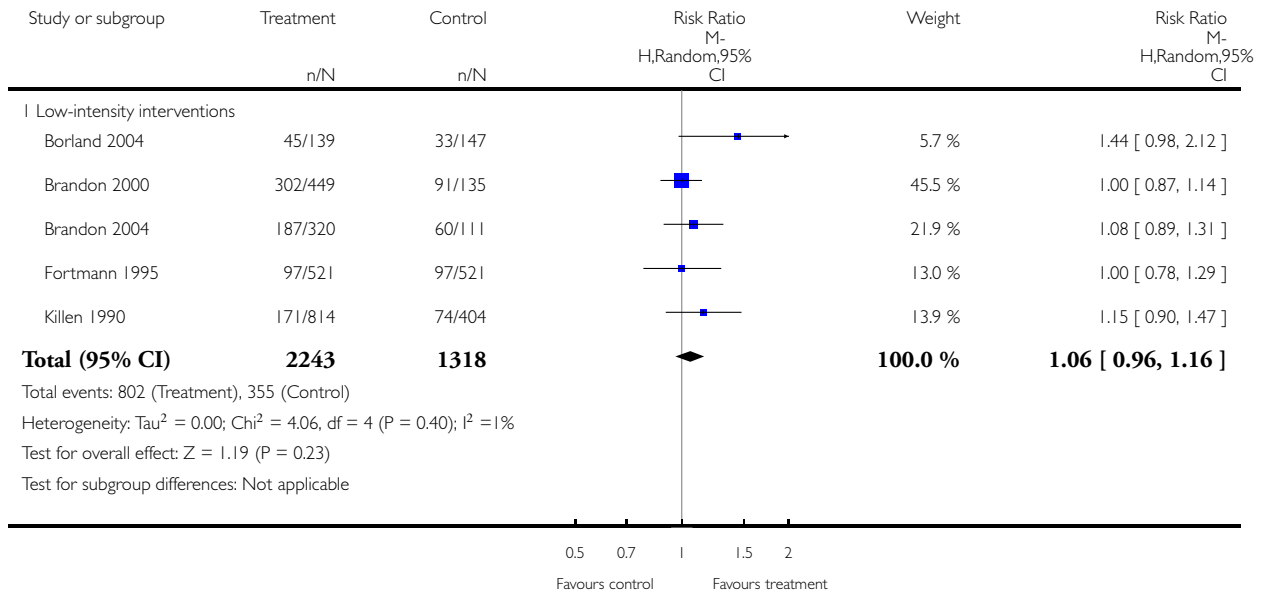
(2) Patches vs. usual care (split between two comparisons to avoid double counting)

Analysis 3.1. Comparison 3 Behavioural interventions for unaided abstainers, Outcome 1 Cessation at longest follow-up.

Review: Relapse prevention interventions for smoking cessation

Comparison: 3 Behavioural interventions for unaided abstainers

Outcome: 1 Cessation at longest follow-up

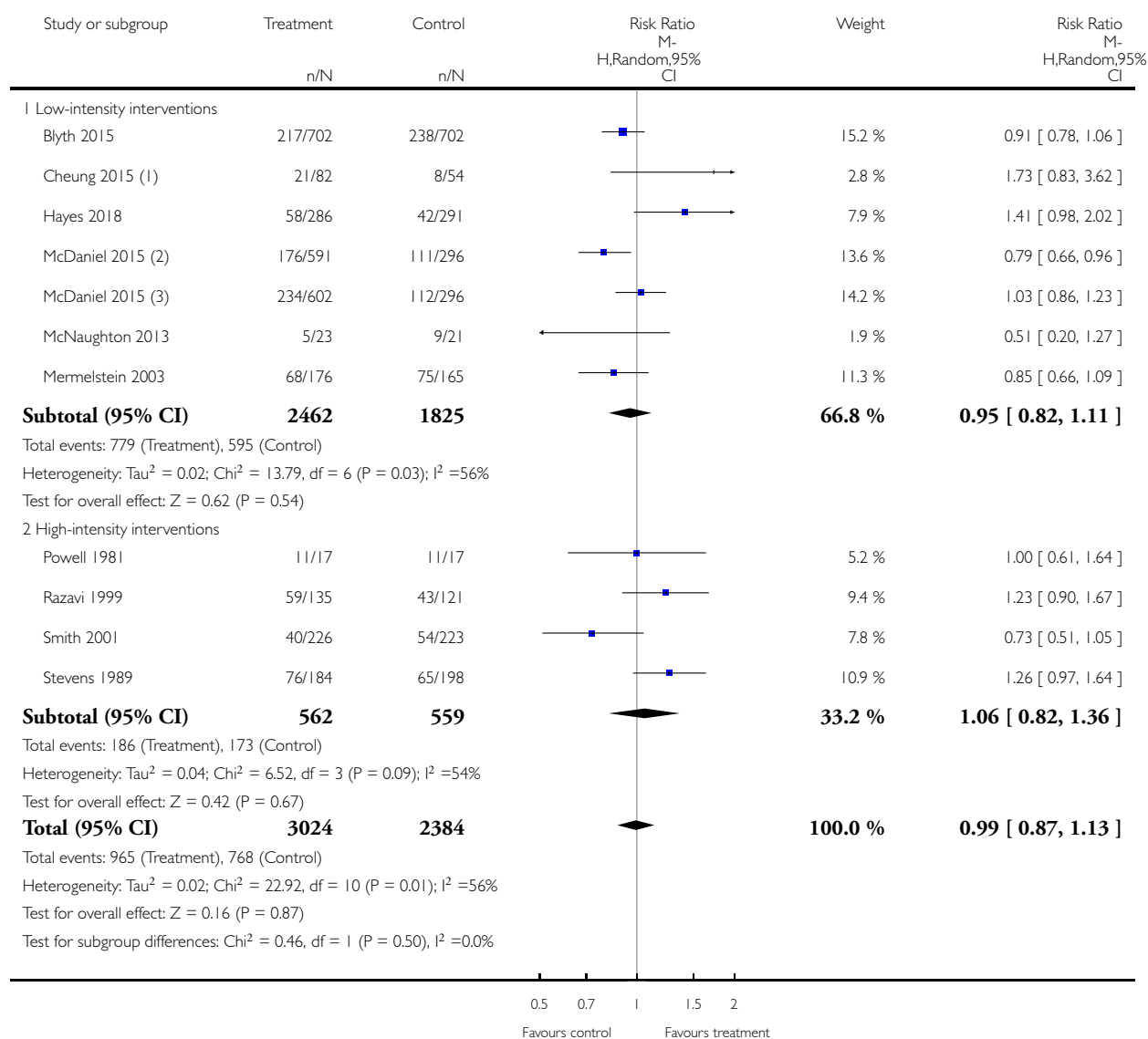


Analysis 4.1. Comparison 4 Behavioural interventions for assisted abstainers, Outcome 1 Cessation at longest follow-up.

Review: Relapse prevention interventions for smoking cessation

Comparison: 4 Behavioural interventions for assisted abstainers

Outcome: 1 Cessation at longest follow-up



(1) Intervention groups combined (one arm used Facebook, one used WhatsApp, similar quit rates in both)

(2) TEQ-20 (control group split to avoid double counting)

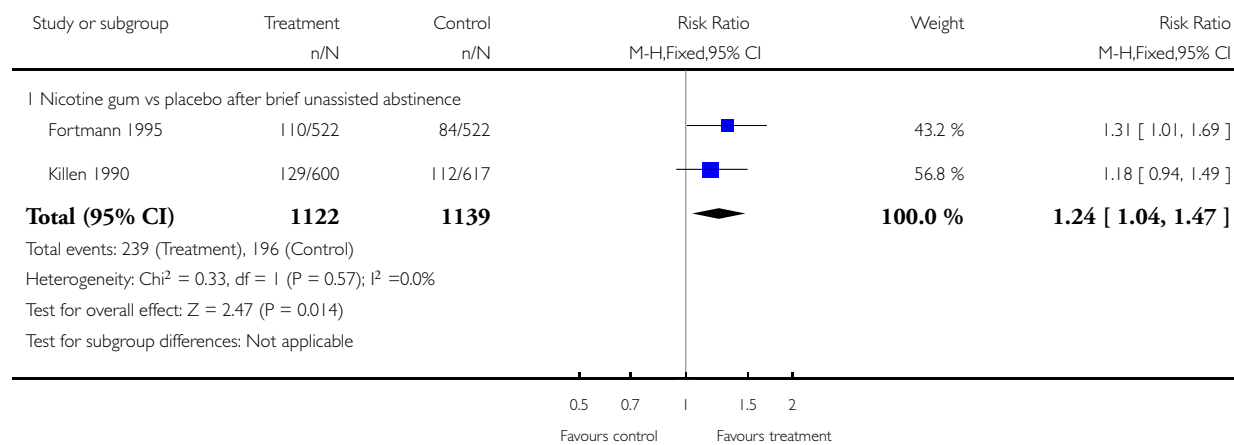
(3) TEQ-10 (control group split to avoid double counting)

Analysis 5.1. Comparison 5 Pharmacotherapy for unaided abstainers, Outcome 1 Cessation 12 months after quit date.

Review: Relapse prevention interventions for smoking cessation

Comparison: 5 Pharmacotherapy for unaided abstainers

Outcome: 1 Cessation 12 months after quit date

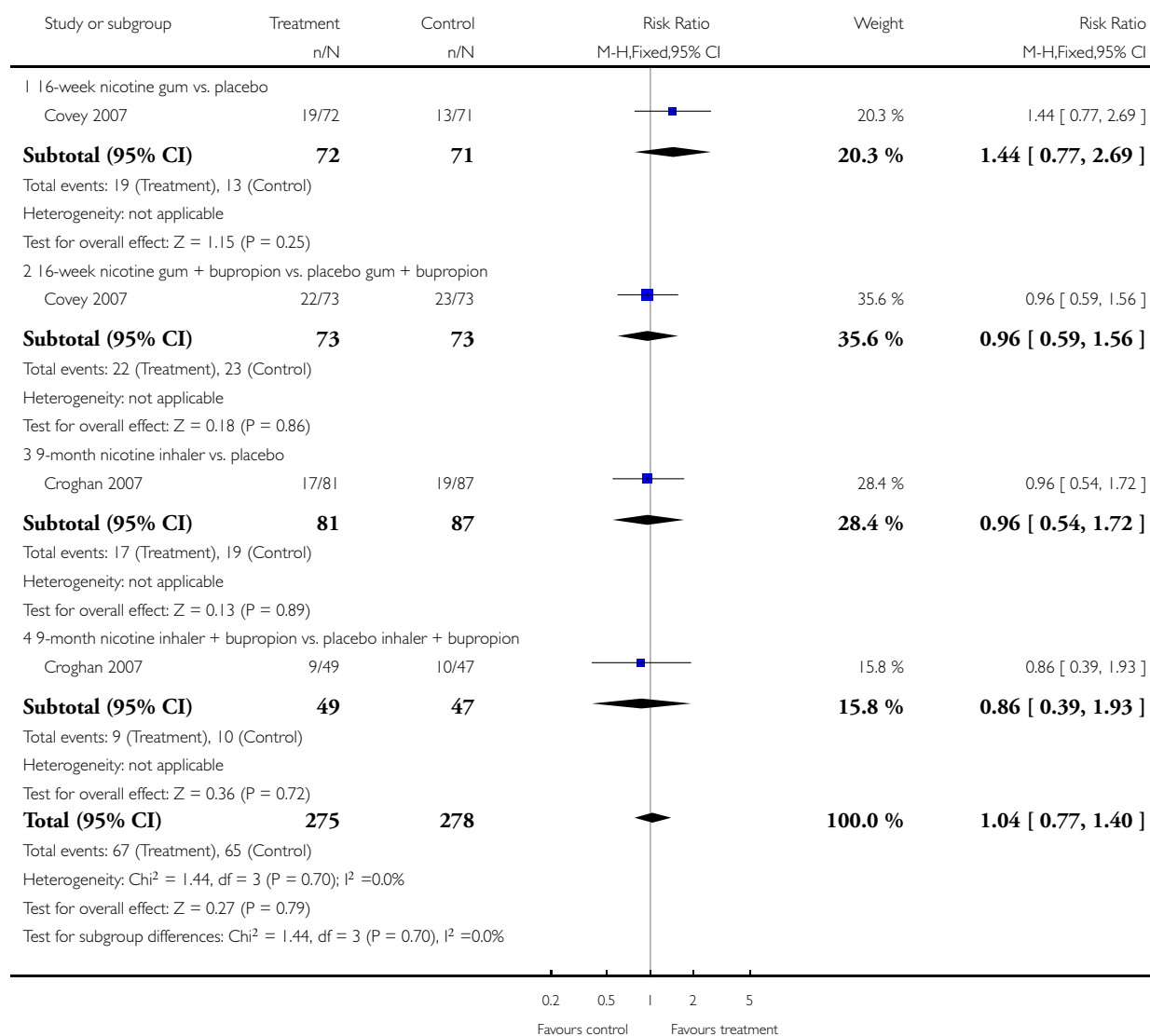


Analysis 6.1. Comparison 6 Pharmacotherapy for assisted abstainers, Outcome 1 Nicotine replacement therapy versus placebo. Cessation 12 months + after quit date.

Review: Relapse prevention interventions for smoking cessation

Comparison: 6 Pharmacotherapy for assisted abstainers

Outcome: 1 Nicotine replacement therapy versus placebo. Cessation 12 months + after quit date

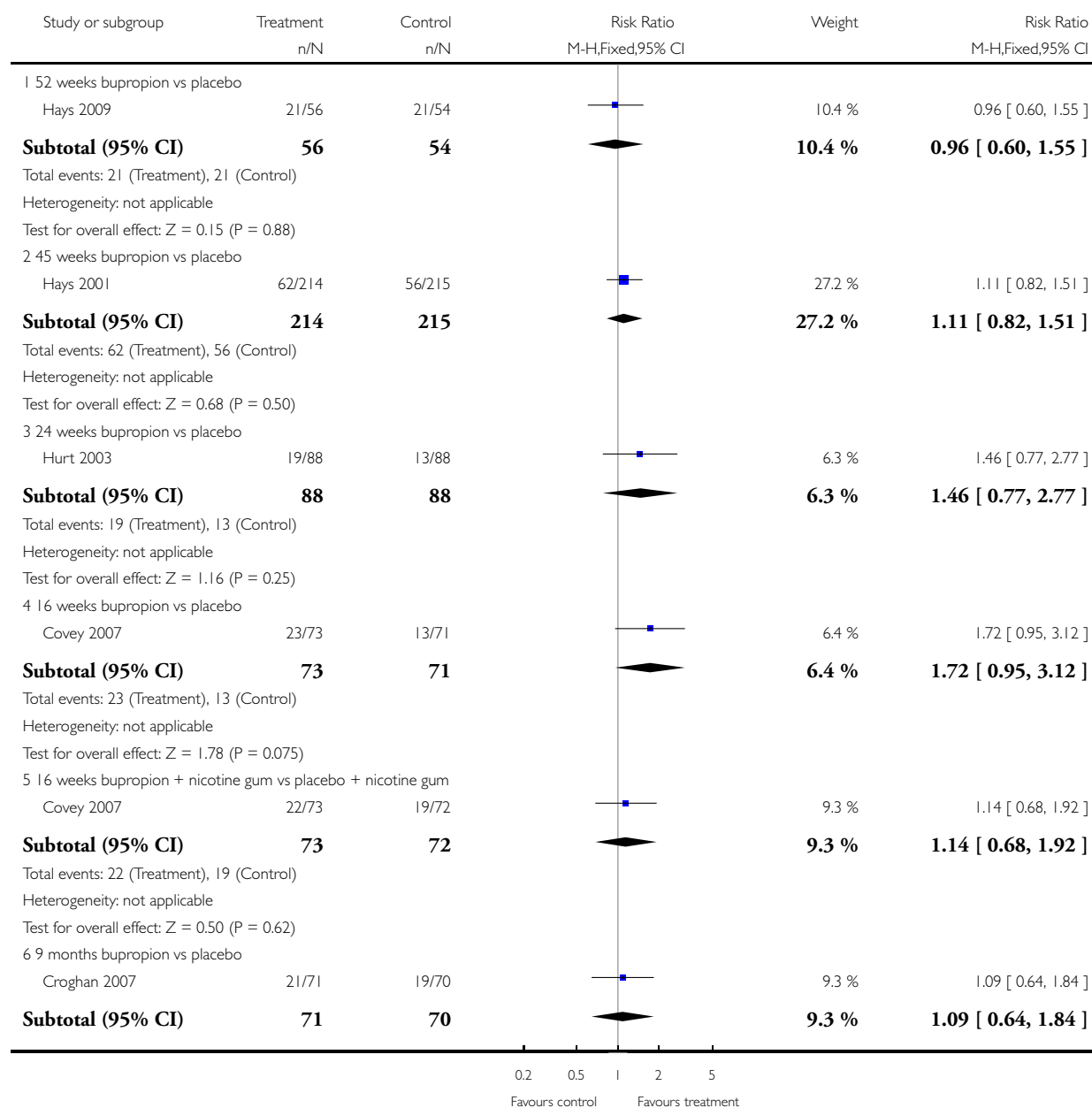


Analysis 6.2. Comparison 6 Pharmacotherapy for assisted abstainers, Outcome 2 Bupropion vs. placebo. Cessation 12 months + after quit date.

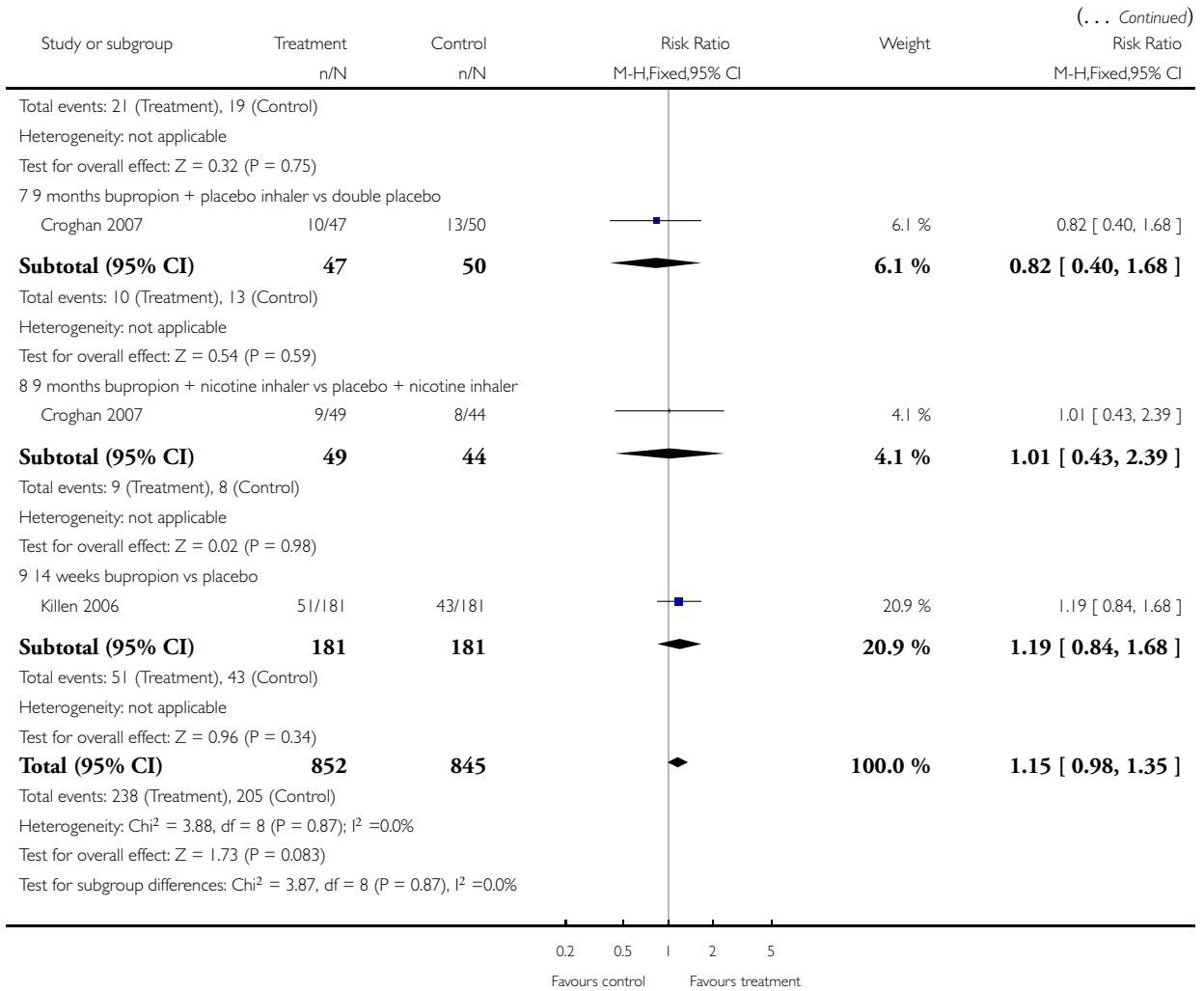
Review: Relapse prevention interventions for smoking cessation

Comparison: 6 Pharmacotherapy for assisted abstainers

Outcome: 2 Bupropion vs. placebo. Cessation 12 months + after quit date



(Continued ...)

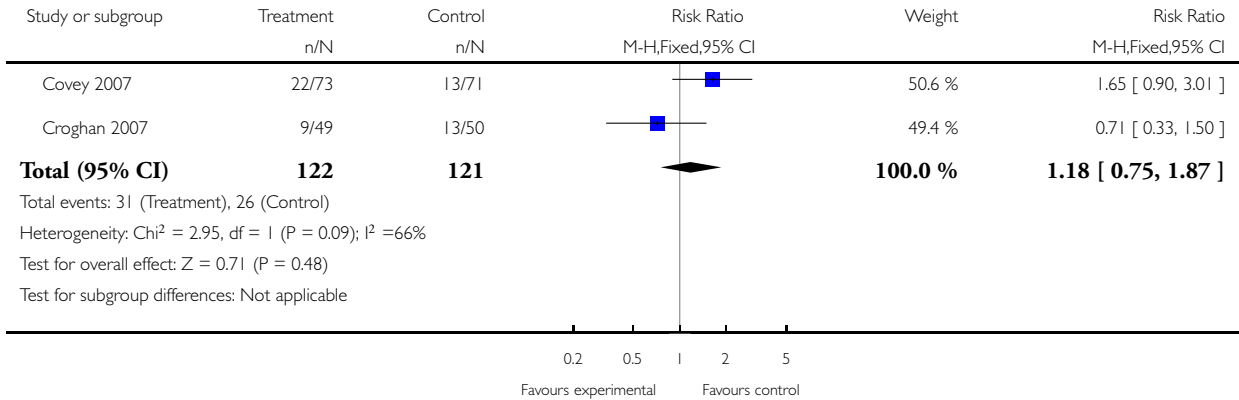


Analysis 6.3. Comparison 6 Pharmacotherapy for assisted abstainers, Outcome 3 Combination NRT & bupropion vs placebo. Cessation at longest follow-up.

Review: Relapse prevention interventions for smoking cessation

Comparison: 6 Pharmacotherapy for assisted abstainers

Outcome: 3 Combination NRT % bupropion vs placebo. Cessation at longest follow-up

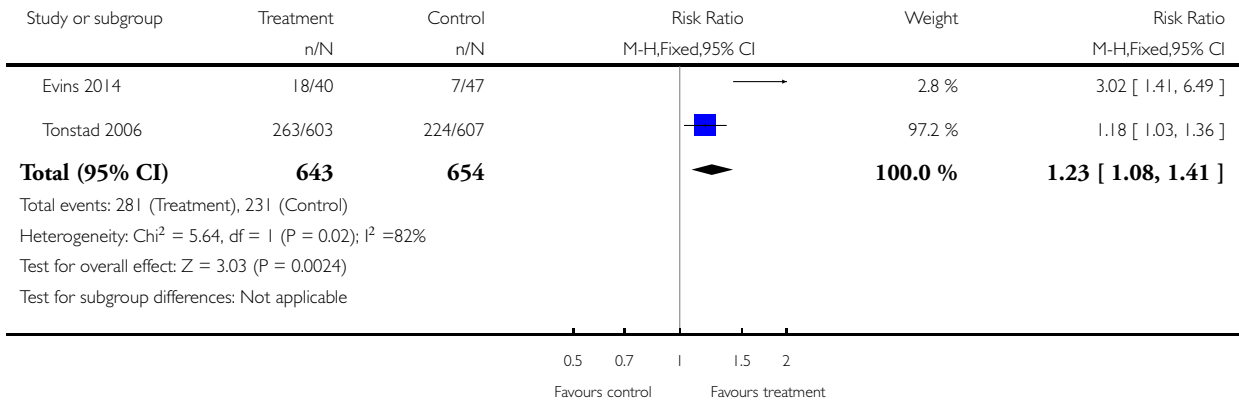


Analysis 6.4. Comparison 6 Pharmacotherapy for assisted abstainers, Outcome 4 Varenicline vs placebo. Cessation 12 months + after quit date.

Review: Relapse prevention interventions for smoking cessation

Comparison: 6 Pharmacotherapy for assisted abstainers

Outcome: 4 Varenicline vs placebo. Cessation 12 months + after quit date




Analysis 6.5. Comparison 6 Pharmacotherapy for assisted abstainers, Outcome 5 Rimonabant vs placebo. Cessation 12 months + after quit date.

Review: Relapse prevention interventions for smoking cessation

Comparison: 6 Pharmacotherapy for assisted abstainers

Outcome: 5 Rimonabant vs placebo. Cessation 12 months + after quit date

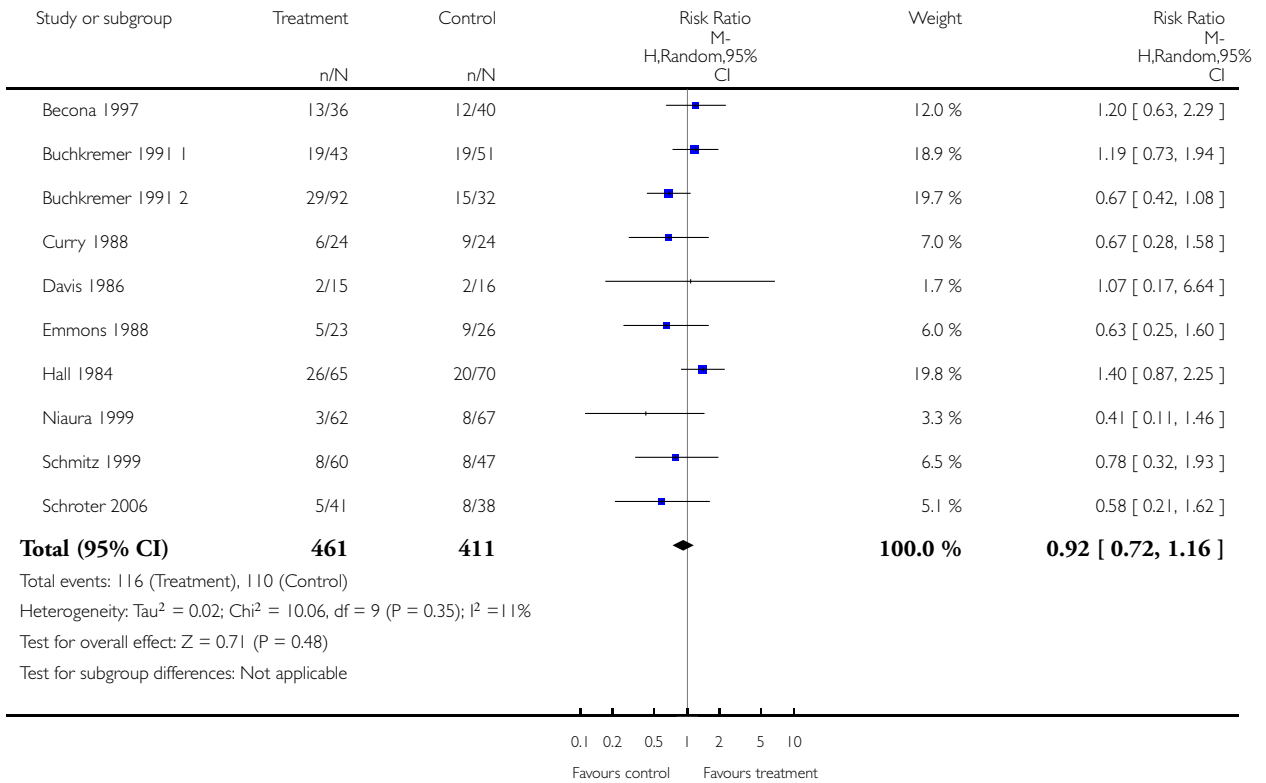


Analysis 7.1. Comparison 7 Behavioural interventions for smokers. RP vs. cessation, matched for programme length, Outcome 1 Group or individual format therapy (+/- adjunct pharmacotherapy), cessation at longest follow-up.

Review: Relapse prevention interventions for smoking cessation

Comparison: 7 Behavioural interventions for smokers. RP vs. cessation, matched for programme length

Outcome: 1 Group or individual format therapy (+/- adjunct pharmacotherapy), cessation at longest follow-up

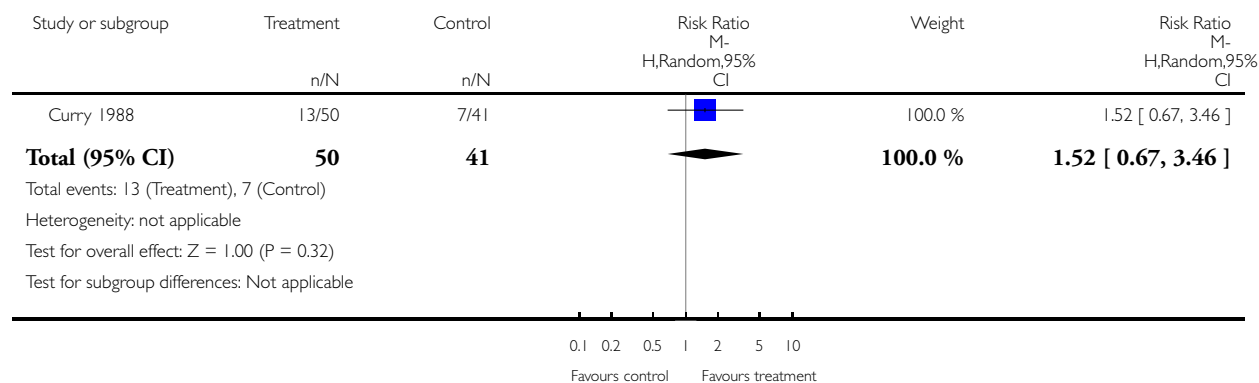


Analysis 7.2. Comparison 7 Behavioural interventions for smokers. RP vs. cessation, matched for programme length, Outcome 2 Self-help format, cessation at longest follow-up.

Review: Relapse prevention interventions for smoking cessation

Comparison: 7 Behavioural interventions for smokers. RP vs. cessation, matched for programme length

Outcome: 2 Self-help format, cessation at longest follow-up

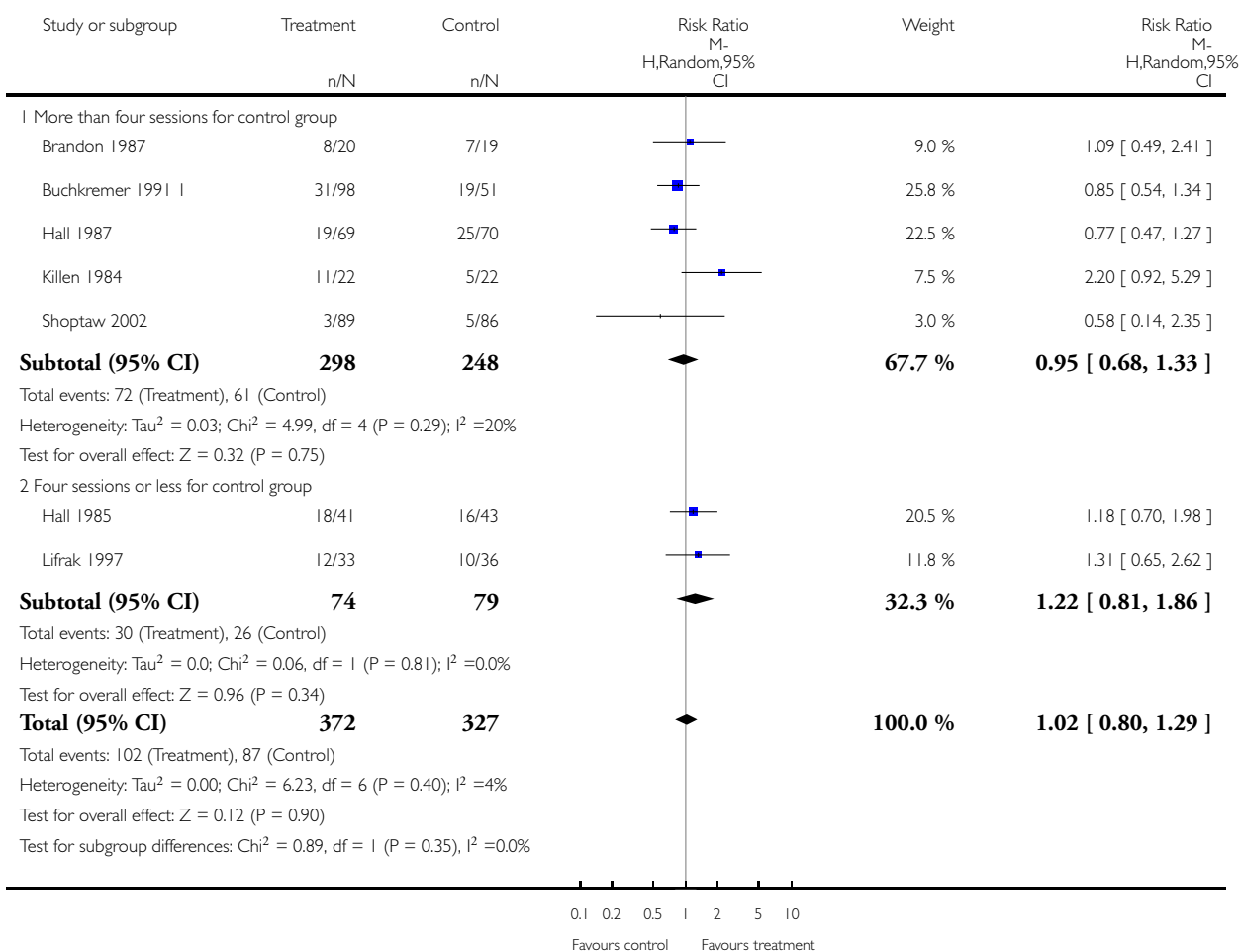


Analysis 8.1. Comparison 8 Behavioural interventions for smokers. RP vs. cessation, different intensity programmes, Outcome 1 Cessation at longest follow-up.

Review: Relapse prevention interventions for smoking cessation

Comparison: 8 Behavioural interventions for smokers. RP vs. cessation, different intensity programmes

Outcome: 1 Cessation at longest follow-up

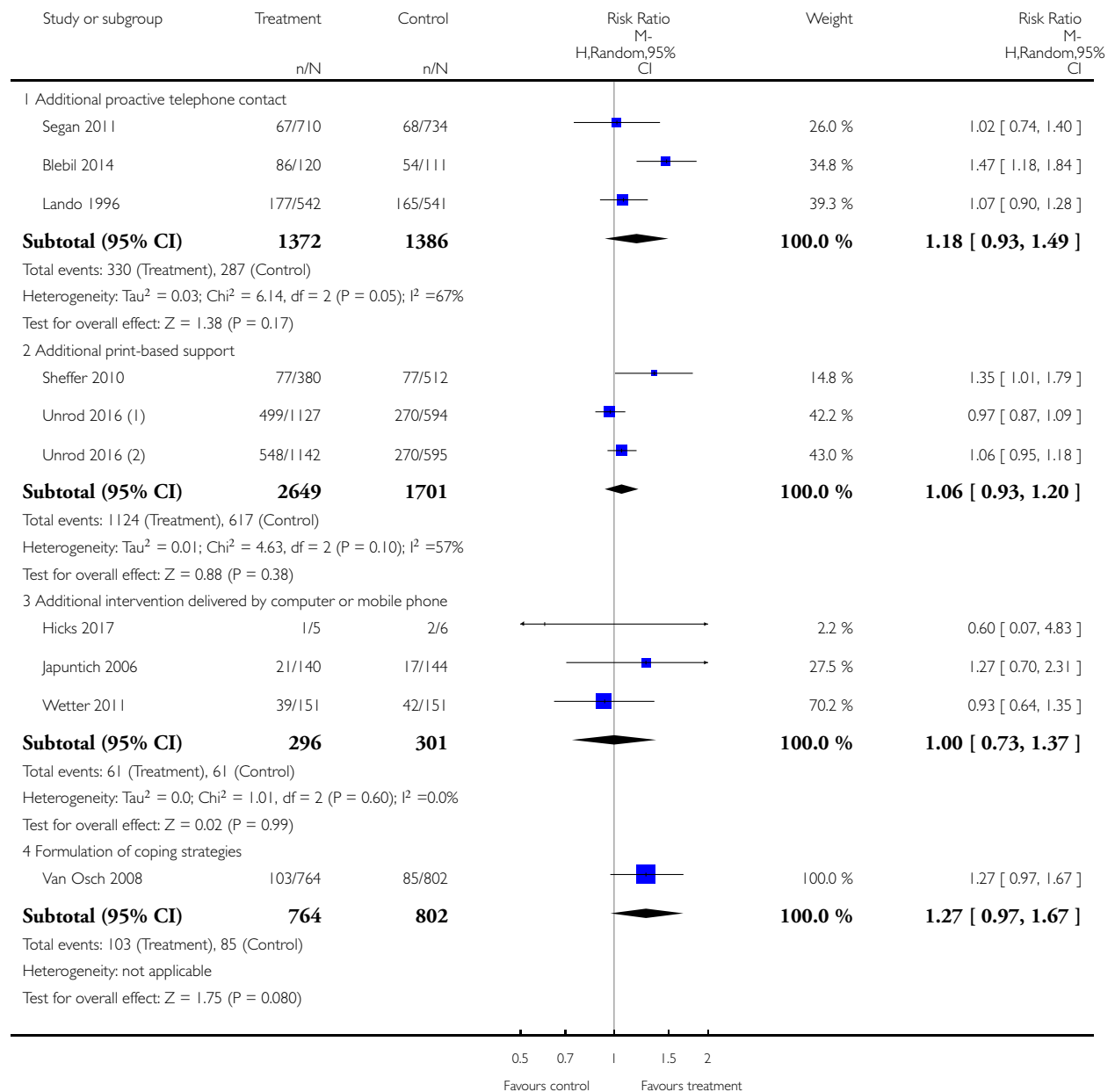


Analysis 9.1. Comparison 9 Interventions for smokers, tests of adjuncts to cessation programmes, Outcome 1 Behavioural interventions, cessation at longest follow-up.

Review: Relapse prevention interventions for smoking cessation

Comparison: 9 Interventions for smokers, tests of adjuncts to cessation programmes

Outcome: 1 Behavioural interventions, cessation at longest follow-up



(1) Mass mailing (control group split to avoid double counting)

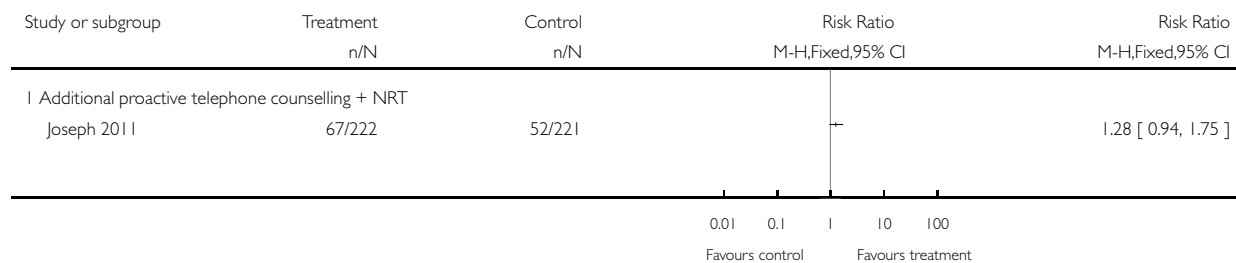
(2) Repeated mailing (control group split to avoid double counting)

Analysis 9.2. Comparison 9 Interventions for smokers, tests of adjuncts to cessation programmes, Outcome 2 Combined behavioural and pharma interventions, cessation at longest follow-up.

Review: Relapse prevention interventions for smoking cessation

Comparison: 9 Interventions for smokers, tests of adjuncts to cessation programmes

Outcome: 2 Combined behavioural and pharma interventions, cessation at longest follow-up

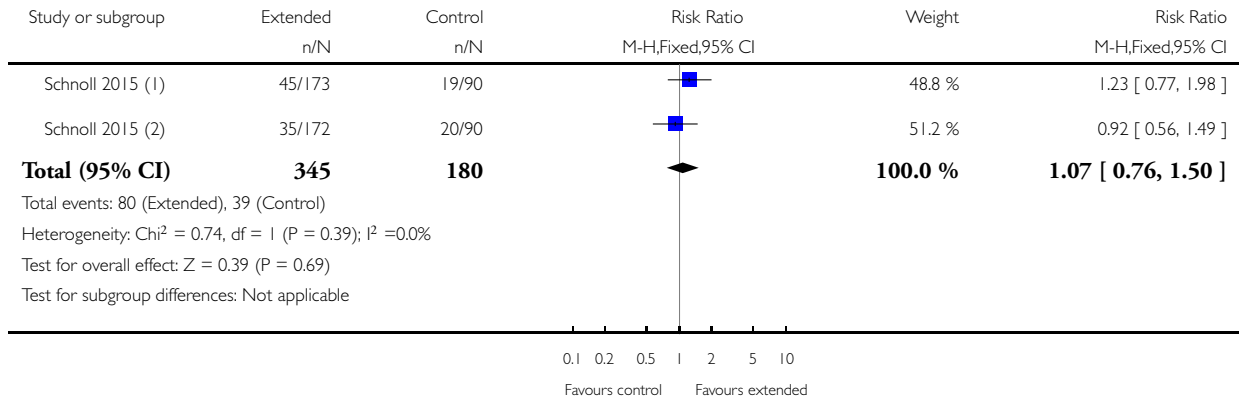


Analysis 10.1. Comparison 10 Interventions for smokers, test of extended pharmacotherapy, Outcome 1 Smoking cessation at 12 months.

Review: Relapse prevention interventions for smoking cessation

Comparison: 10 Interventions for smokers, test of extended pharmacotherapy

Outcome: 1 Smoking cessation at 12 months



(1) 24 weeks NRT (control group split to avoid double counting)

(2) 52 weeks NRT (control group split to avoid double counting)

APPENDICES

Appendix I. CRS search strategy

- #1 relapse prevention:TI,AB,MH,EMT,XKY
- #2 maintenance:TI,AB,MH,EMT,XKY
- #3 (relapse NEAR prevent*):TI,AB,MH,EMT,XKY
- #4 (relapse* NEAR smok*):TI,AB,MH,EMT,XKY
- #5 recurrence:MH,XKY
- #6 #1 OR #2 OR #3 OR #4 OR #5

WHAT'S NEW

Date	Event	Description
4 October 2018	New citation required and conclusions have changed	Conclusions changed
4 October 2018	New search has been performed	Searches updated. Fifteen new included studies

HISTORY

Protocol first published: Issue 1, 2003

Review first published: Issue 1, 2005

Date	Event	Description
3 June 2013	New citation required but conclusions have not changed	Nine new included studies have not changed pooled results or conclusions
3 June 2013	New search has been performed	New search run 2013; nine included studies added and risk of bias tables updated to current Cochrane tool
22 October 2008	New citation required and conclusions have changed	Includes evidence from one trial that extended treatment with varenicline reduces relapse
21 October 2008	New search has been performed	Updated for issue 1, 2009 with 15 new included trials.
20 October 2008	Amended	Converted to new review format.

CONTRIBUTIONS OF AUTHORS

PH, MJ, and RW authored the original review and subsequent updates. For the 2018 update, JLB ran the searches, JLB and EN conducted screening and data extraction, EN updated the tables, and JLB updated the text and analyses. All authors reviewed, commented on, and approved the final manuscript.

DECLARATIONS OF INTEREST

JLB: none known

EN: none known

JHB: none known

RW has received payments for lectures, research and consultancy from companies that manufacture smoking cessation medications (Pfizer, GSK, J&J). He is an unpaid advisor on the Smoke Free smartphone application and to the National Centre for Smoking Cessation and Training.

MJ: none known

PH was involved in three of the studies included in the review, and has provided consultancy for and received a research grant from Pfizer, a manufacturer of smoking cessation medications.

SOURCES OF SUPPORT

Internal sources

- Nuffield Department of Primary Care Health Sciences, University of Oxford, UK.
- National School for Health Research, School for Primary Care Research, UK.
- Queen Mary's School of Medicine and Dentistry, UK.

External sources

- National Institute for Health Research (NIHR) Cochrane Programme Grant, UK.

DIFFERENCES BETWEEN PROTOCOL AND REVIEW

As of the 2018 update of the review, meta-analyses of behavioural interventions were changed from a fixed-effect to a random-effects model in line with new Cochrane Tobacco Addiction Group policy, to account for the expected variability in the interventions delivered.

We excluded one previously included study from the 2018 update on the grounds that it included relapsed smokers rather than abstainers ([Juliano 2006](#)).

INDEX TERMS

Medical Subject Headings (MeSH)

*Secondary Prevention; *Smoking Prevention; Behavior Therapy; Bupropion [therapeutic use]; Chewing Gum; Nicotine [therapeutic use]; Nicotinic Agonists [therapeutic use]; Randomized Controlled Trials as Topic; Smoking Cessation [*methods]; Smoking Cessation Agents [*therapeutic use]; Varenicline [therapeutic use]

MeSH check words

Female; Humans; Male; Pregnancy