

Cite this: *Chem. Sci.*, 2019, 10, 2507

All publication charges for this article have been paid for by the Royal Society of Chemistry

Efficient synthesis of chiral 2,3-dihydro-benzo[*b*]thiophene 1,1-dioxides via Rh-catalyzed hydrogenation†

Gongyi Liu,^a Heng Zhang,^{ID}^a Yi Huang,^a Zhengyu Han,^a Gang Liu,^a Yuanhua Liu,^a Xiu-Qin Dong^{ID}^{*a} and Xumu Zhang^{ID}^{*ab}

Rh-catalyzed asymmetric hydrogenation of prochiral substituted benzo[*b*]thiophene 1,1-dioxides was successfully developed, affording various chiral 2,3-dihydrobenzo[*b*]thiophene 1,1-dioxides with high yields and excellent enantioselectivities (up to 99% yield and >99% ee). In particular, for challenging substrates, such as aryl substituted substrates with sterically hindered groups and alkyl substituted substrates, the reaction proceeded smoothly in our catalytic system with excellent results. The gram-scale asymmetric hydrogenation proceeded well with 99% yield and 99% ee in the presence of 0.02 mol% (S/C = 5000) catalyst loading. The possible hydrogen-bonding interaction between the substrate and the ligand may play an important role in achieving high reactivity and excellent enantioselectivity.

Received 4th December 2018
Accepted 23rd December 2018

DOI: 10.1039/c8sc05397a

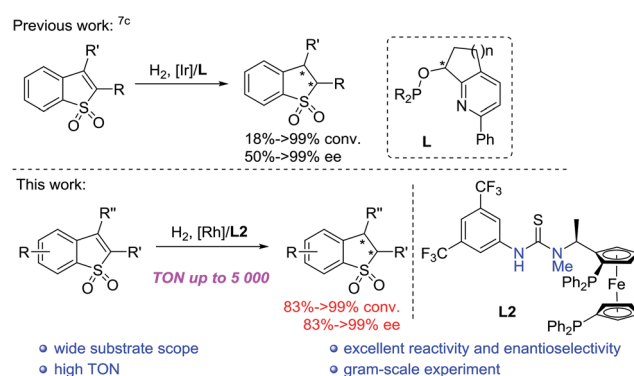
rsc.li/chemical-science

Introduction

The 2,3-dihydro-benzo[*b*]thiophene 1,1-dioxides and derivative motifs are widely distributed with significant applications in many biologically active compounds,^{1–6} such as the inhibitor of tumour necrosis factor- α converting enzyme (TACE),² antidiabetics³ and HIF-2 α inhibitors.⁴ Other examples include benzo-thiophene scaffolds, such as 2,3-dihydroaloxifene as raloxifene's analogue with selective estrogen receptor modulator activity⁵ and a potential HIV-1 reverse transcriptase inhibitor (NSC-380292).⁶ In addition, they are important synthetic intermediates in the field of organic synthesis.

Although chiral 2,3-dihydro-benzo[*b*]thiophene 1,1-dioxides and their derivatives showed great potential, the development of highly efficient asymmetric synthetic methodologies to construct these compounds still remains very challenging.^{7,8} In 2017, Pfaltz and co-workers developed the asymmetric hydrogenation of prochiral benzo[*b*]thiophene 1,1-dioxides by using the Ir/pyridyl phosphinite ligand complex with moderate to excellent enantioselectivities, whereas for some aryl substituted substrates with slightly sterically hindered groups and alkyl substituted substrates it remained difficult to achieve both high

reactivity and excellent enantioselectivity (Scheme 1).^{7c} Although some progress was achieved, it is extremely necessary to develop highly efficient asymmetric catalytic systems to prepare chiral 2,3-dihydro-benzo[*b*]thiophene 1,1-dioxides and their derivatives. Transition metal-catalyzed asymmetric hydrogenation of prochiral unsaturated heterocyclic compounds is a powerful and important method to synthesize chiral heterocyclic compounds.^{9,10} Meanwhile, chiral ferrocenyl phosphine ligands have emerged as a class of important and privileged ligands, which exhibited excellent performance in asymmetric catalytic reactions.¹¹ Recently, our group successfully developed a series of bifunctional ferrocenyl bisphosphine-thiourea ligands, which were applied in some Rh-catalyzed asymmetric hydrogenation of unsaturated functionalized substrates.¹² We envisaged that the asymmetric hydrogenation of prochiral



Scheme 1 Asymmetric hydrogenation of prochiral benzo[*b*]thiophene 1,1-dioxides.

^aKey Laboratory of Biomedical Polymers, Engineering Research Center of Organosilicon Compounds & Materials, Ministry of Education, College of Chemistry and Molecular Sciences, Wuhan University, Wuhan, Hubei, 430072, P. R. China. E-mail: xiuqindong@whu.edu.cn

^bDepartment of Chemistry, Shenzhen Grubbs Institute, Southern University of Science and Technology, Shenzhen, Guangdong, 518055, P. R. China. E-mail: zhangxm@sustc.edu.cn

† Electronic supplementary information (ESI) available. See DOI: 10.1039/c8sc05397a



substituted benzo[*b*]thiophene 1,1-dioxides could proceed well with high reactivity and excellent enantioselective control with the aid of the possible hydrogen-bonding interaction between the sulfonyl group of the substrate and the thiourea motif of the ligand. Herein, we realized Rh-catalyzed asymmetric hydrogenation of prochiral benzo[*b*]ene 1,1-dioxides with *N*-methylated bisphosphine-thiourea ZhaoPhos **L2** as the ligand, affording various chiral 2,3-dihydro-benzo[*b*]thiophene 1,1-dioxides with up to >99% conversion, >99% ee and 5000 TON (Scheme 1). Challenging substrates, such as aryl substituted substrates with sterically hindered groups and alkyl substituted substrates, also performed well in our catalytic system with excellent results.

Results and discussion

The initial investigation of the Rh-catalyzed asymmetric hydrogenation of 2-phenylbenzo[*b*]thiophene 1,1-dioxide (**1a**)¹³ as a model substrate was conducted with different metal sources using ligand ZhaoPhos **L1** (S/C = 100) under 50 atm H₂ in CH₂Cl₂ at 50 °C for 40 h (Table 1, entries 1–4). The Rh(NBD)₂BF₄ afforded the best result with high conversion and excellent enantioselectivity (94% conversion, 93% ee, Table 1, entry 1). The conversion can be improved to 99%, when the reaction temperature is increased from 50 °C to 70 °C (Table 1, entry 5). In order to achieve good solubility of the Rh(NBD)₂BF₄/ZhaoPhos **L1** catalytic system, the catalyst was generated *in situ* by mixing Rh(NBD)₂BF₄/ZhaoPhos **L1** in CH₂Cl₂. The solvent effect of this asymmetric hydrogenation was investigated in various solvents. Excellent enantioselectivities can be obtained in mixed solvents of dichloroethane, CHCl₃, MeOH, EtOH, ⁱPrOH or tetrahydrofuran in CH₂Cl₂ with the volume ratio of 10 : 1, but

the reactivities were very poor (15–51% conversion, 90–99% ee, Table 1, entries 6–7, 9–11, and 14). Good to excellent reactivities and enantioselectivities were observed in the mixed solvents of CF₃CH₂OH, ethyl acetate or toluene in CH₂Cl₂ (87–>99% conversion, 87–>99% ee, Table 1, entries 8 and 12–13). And the mixed solvent CF₃CH₂OH/CH₂Cl₂ (10 : 1) was chosen as the best reaction solvent with full conversion and >99% ee (Table 1, entry 8).

A series of bisphosphine-thiourea ligands were then investigated in this Rh-catalyzed asymmetric hydrogenation (Fig. 1). As shown in Table 2, ZhaoPhos ligand **L1** and *N*-methylated ZhaoPhos ligand **L2** provided the same result with >99% conversion and >99% ee (Table 2, entries 1 and 2), which indicates that one hydrogen bond is sufficient to obtain high reactivity and excellent enantioselectivity in this asymmetric transformation. The ligand **L3** without the CF₃ group on the phenyl ring provided poor results (73% conversion, 56% ee,

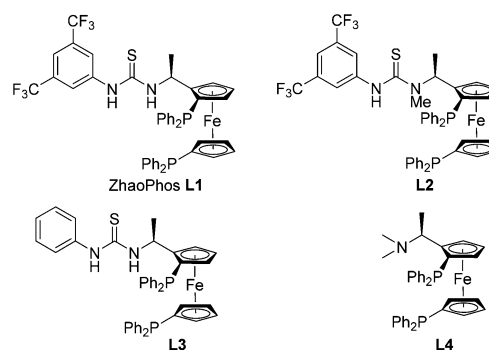


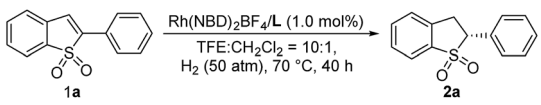
Fig. 1 The structure of bisphosphine ligands.

Table 1 Screening metal sources and solvents for asymmetric hydrogenation of 2-phenylbenzo[*b*]thiophene 1,1-dioxide **1a**^a

Entry	Metal source	Solvent	Conv. ^b [%]	ee ^c [%]
1 ^d	Rh(NBD) ₂ BF ₄	CH ₂ Cl ₂	94	93
2 ^d	Rh(COD) ₂ BF ₄	CH ₂ Cl ₂	92	87
3 ^d	[Rh(COD)Cl] ₂	CH ₂ Cl ₂	44	95
4 ^d	Rh(COD) ₂ CF ₃ SO ₃	CH ₂ Cl ₂	NR	NA
5	Rh(NBD) ₂ BF ₄	CH ₂ Cl ₂	99	93
6	Rh(NBD) ₂ BF ₄	DCE : CH ₂ Cl ₂ = 10 : 1	23	95
7	Rh(NBD) ₂ BF ₄	CHCl ₃ : CH ₂ Cl ₂ = 10 : 1	15	95
8	Rh(NBD) ₂ BF ₄	TFE : CH ₂ Cl ₂ = 10 : 1	>99	>99
9	Rh(NBD) ₂ BF ₄	MeOH : CH ₂ Cl ₂ = 10 : 1	34	95
10	Rh(NBD) ₂ BF ₄	EtOH : CH ₂ Cl ₂ = 10 : 1	44	90
11	Rh(NBD) ₂ BF ₄	ⁱ PrOH : CH ₂ Cl ₂ = 10 : 1	39	98
12	Rh(NBD) ₂ BF ₄	EA : CH ₂ Cl ₂ = 10 : 1	87	87
13	Rh(NBD) ₂ BF ₄	Toluene : CH ₂ Cl ₂ = 10 : 1	99	93
14	Rh(NBD) ₂ BF ₄	THF : CH ₂ Cl ₂ = 10 : 1	51	99

^a Unless otherwise noted, all reactions were carried out with a [Rh]/ligand **L1**/substrate **1a** (0.1 mmol) ratio of 1 : 1.1 : 100 at 70 °C in 1.0 mL solvent under 50 atm H₂ for 40 h, and the catalyst was pre-complexed in CH₂Cl₂ (0.1 mL for each reaction vial). ^b Determined by ¹H NMR analysis. ^c Determined by HPLC on a chiral phase. ^d Reaction temperature is 50 °C. NR = no reaction, NA = not available. DCE is dichloroethane. TFE is trifluoroethanol. EA is ethyl acetate. THF is tetrahydrofuran.



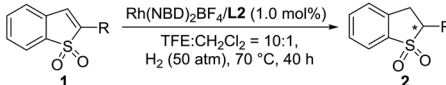
Table 2 Screening bisphosphine ligands for asymmetric hydrogenation of 2-phenylbenzo[*b*]thiophene 1,1-dioxide **1a**^a


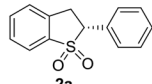
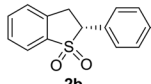
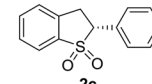
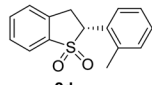
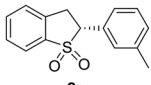
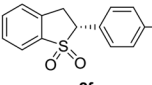
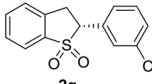
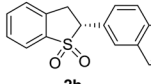
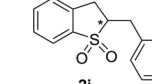
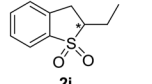
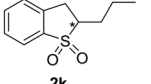
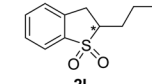
Entry	Ligand	Conv. ^b [%]	ee ^c [%]
1	ZhaoPhos L1	>99	>99
2	L2	>99	>99
3	L3	73	56
4	L4	NR	NA
5 ^d	ZhaoPhos L1	81	96
6 ^d	L2	95	98

^a Unless otherwise mentioned, all reactions were carried out with a [Rh(NBD)₂BF₄/ligand/substrate **1a** (0.1 mmol) ratio of 1 : 1.1 : 100 in 1.0 mL CF₃CH₂OH under 50 atm H₂ at 70 °C for 40 h, and the catalyst was pre-complexed in CH₂Cl₂ (0.1 mL for each reaction vial).
^b Determined by ¹H NMR analysis. ^c The ee value was determined by HPLC on a chiral phase. ^d Catalyst loading is 0.5 mol%, 12 h. NR = no reaction, NA = not available.

Table 2, entry 3). In addition, no reaction was observed using ligand **L4** without the thiourea group, which showed that the possible hydrogen bonding interaction between the ligand and the sulfonyl group of the substrate was essential to achieve high reactivity and excellent enantioselectivity. In order to obtain the optimal ligand, this Rh-catalyzed asymmetric hydrogenation was conducted in the presence of ZhaoPhos ligand **L1** and *N*-methylated ZhaoPhos ligand **L2** with a lower catalyst loading (0.5 mol%). We found that ligand **L2** provided better results than ligand **L1** (95% conversion, 98% ee, Table 2, entry 6).

Under the optimized reaction conditions, the substrate scope of Rh-catalyzed asymmetric hydrogenation of prochiral substituted benzo[*b*]thiophene 1,1-dioxides was explored, and the results are summarized in Table 3. A wide range of 2-substituted benzo[*b*]thiophene 1,1-dioxides were hydrogenated smoothly catalyzed by Rh(NBD)₂BF₄/L2. When the 2-substituted benzo[*b*]thiophene 1,1-dioxides bearing the electron-donating group (**1b** and **1d–1f**) or electron-withdrawing group on the phenyl ring (**1c** and **1g**) were used, the corresponding hydrogenation products chiral 2-substituted 2,3-dihydro-benzo[*b*]thiophene 1,1-dioxides (**2b–2g**) were obtained with full conversions, high yields and excellent enantioselectivities (>99% conversion, 98–99% yields, 96–>99% ee). And the position of the substituent on the phenyl ring had little effect on the reactivity and enantioselectivity. To our delight, 2-substituted benzo[*b*]thiophene 1,1-dioxides with an *ortho*- (**1d**) or *meta*- (**1e** and **1g**) substituted group on the phenyl ring with steric hindrance were hydrogenated smoothly with excellent results (>99% conversion, 98% yield and 97–98% ee). The asymmetric hydrogenation of the substrate with a bulky 2-naphthyl group also proceeded efficiently to afford the product (**2h**) with >99% conversion, 98% yield and 95% ee. Noticeably, the alkyl substituted benzo[*b*]thiophene 1,1-dioxides (**1i–1l**) were also hydrogenated well in our catalytic system, providing the desired products (**2i–2l**) with >99% conversion, 98–99% yields and 83–92% ee.

Table 3 Scope study of the Rh-catalyzed asymmetric hydrogenation of 2-substituted benzo[*b*]thiophene 1,1-dioxides^a


 2a >99% conv. 98% yield >99% ee	 2b >99% conv. 98% yield 97% ee	 2c >99% conv. 99% yield 97% ee
 2d >99% conv. 98% yield 97% ee	 2e >99% conv. 98% yield 97% ee	 2f >99% conv. 98% yield 96% ee
 2g >99% conv. 98% yield 98% ee	 2h >99% conv. 98% yield 95% ee	 2i >99% conv. 98% yield 83% ee
 2j >99% conv. 99% yield 88% ee	 2k >99% conv. 98% yield 92% ee	 2l >99% conv. 98% yield 91% ee

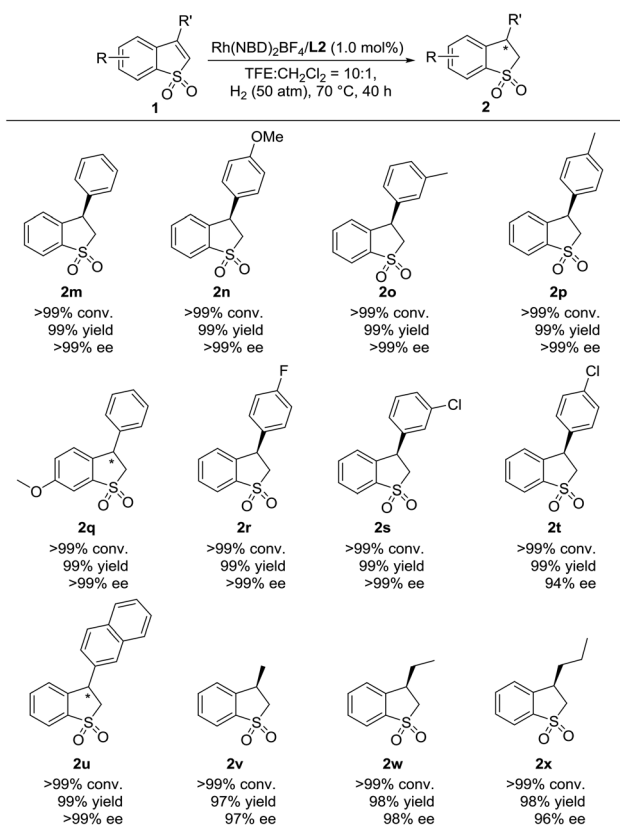
^a 0.1 mmol substrate **1**, substrate **1**/Rh(NBD)₂BF₄/L2 = 1/0.01/0.011 at 70 °C under 50 atm H₂ in 1.0 mL CF₃CH₂OH for 40 h, and the catalyst was pre-complexed in CH₂Cl₂ (0.1 mL for each reaction vial). Conversion was determined by ¹H NMR analysis. Yield is isolated yield. The ee value was determined by HPLC on a chiral column. The absolute configuration of **2a** was determined as (*R*) according to previous work.^{7c}

Encouraged by the success in the highly enantioselective hydrogenation of various 2-substituted benzo[*b*]thiophene 1,1-dioxides catalyzed by Rh(NBD)₂BF₄/L2, we turned our attention to investigate the substrate generality of 3-substituted benzo[*b*]thiophene 1,1-dioxides. As shown in Table 4, a variety of 3-substituted benzo[*b*]thiophene 1,1-dioxides were reduced efficiently, providing the desired hydrogenation products (**2m–2x**) with excellent results (>99% conversion, 97–99% yields, and 94–>99% ee). We found that the electronic properties and position of the substituted group on the phenyl ring of 3-aromatic substituted benzo[*b*]thiophene 1,1-dioxides have little influence on the reactivity and enantioselectivity. In addition, the substrate (**1u**) with a bulky 2-naphthyl group also worked well to afford the product (**2u**) with >99% conversion, 99% yield and >99% ee. Furthermore, when the 3-substituted aromatic group was changed to an alkyl group, the Rh-catalyzed asymmetric hydrogenation of 3-alkyl substituted benzo[*b*]thiophene 1,1-dioxides (**1v–1x**) proceeded smoothly with excellent results (>99% conversion, 97–98% yields, and 96–98% ee).

In addition, the gram-scale asymmetric hydrogenation of 3-phenyl benzo[*b*]thiophene 1,1-dioxide (**1m**) proceeded efficiently with only 0.02 mol% (S/C = 5000) catalyst, affording the



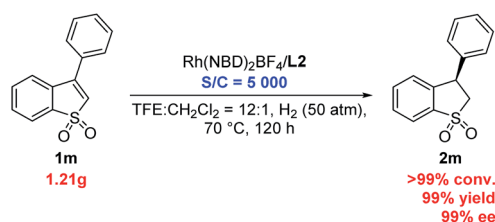
Table 4 Scope study of the Rh-catalyzed asymmetric hydrogenation of 3-substituted benzo[*b*]thiophene 1,1-dioxides^a



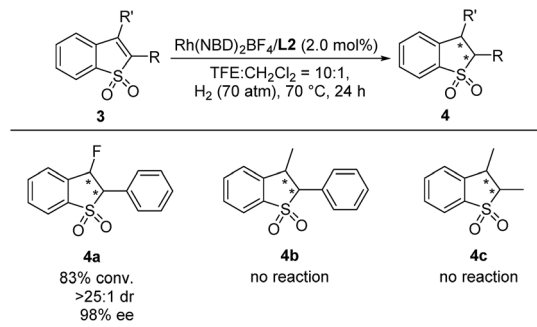
^a 0.1 mmol substrate **1**, substrate **1**/Rh(NBD)₂BF₄/L2 = 1/0.01/0.011 at 70 °C under 50 atm H₂ in 1.0 mL CF₃CH₂OH for 40 h, and the catalyst was pre-complexed in CH₂Cl₂ (0.1 mL for each reaction vial). Conversion was determined by ¹H NMR analysis. Yield is isolated yield. The ee value was determined by HPLC on a chiral column. The absolute configurations of **2n** and **2v** were determined as (*R*) according to previous work.^{7c}

desired product (**2m**) with >99% conversion, 99% yield and 99% ee (Scheme 2). This result showed that this Rh/ligand L2 catalytic system possessed very high activity in this reaction.

It is very challenging to realize the asymmetric hydrogenation of tetrasubstituted cyclic olefins owing to their unfavorable bulky steric hindrance. The tetrasubstituted cyclic olefins 2,3-disubstituted benzo[*b*]thiophene 1,1-dioxides were applied in this Rh-catalyzed asymmetric hydrogenation to further investigate the substrate generality. As shown in Scheme 3, the desired



Scheme 2 Gram-scale asymmetric hydrogenation with high TON.



Scheme 3 Rh-catalyzed asymmetric hydrogenation of 2,3-disubstituted benzo[*b*]thiophene 1,1-dioxides.

product 3-fluoro-2-phenyl-2,3-dihydrobenzo[*b*]thiophene 1,1-dioxide (**4a**) can be obtained with good conversion, high diastereoselectivity and excellent enantioselectivity (83% conversion, >25 : 1 dr, and 98% ee). In addition, no reaction was detected with more challenging substrates, 3-methyl-2-phenylbenzo[*b*]thiophene 1,1-dioxide (**3b**) and 2,3-dimethylbenzo[*b*]thiophene 1,1-dioxide (**3c**).

A nonlinear effect suggests that the potential dimerization or high-order aggregation of catalysts should exist in catalytic asymmetric reactions.¹⁴ In order to verify the possible catalytic model, the asymmetric hydrogenation of substrate **1m** was performed in the presence of ligand L2 with different ee values. And no nonlinear effect was observed in this transformation, which revealed that there should be no catalyst self-aggregation or ligand–substrate agglomeration in this catalytic system. Furthermore, a Job plot was drawn and the curve suggests a 1 : 1 binding pattern between ligand L2 and substrate **1m**. On the basis of these observations and the reaction results, 3D catalytic models for the asymmetric hydrogenation of substrates **1a** and **1m** were built through DFT calculations to account for the possible hydrogen bonding interaction between the Rh-catalyst and the substrate (summarized in the ESI†).

Conclusions

In summary, a highly efficient synthetic methodology for the construction of various chiral 2,3-dihydro-benzo[*b*]thiophene 1,1-dioxides was successfully developed through Rh/*N*-methylated ZhaoPhos ligand L2-catalyzed asymmetric hydrogenation. Our catalytic system possessed wide tolerance of substrate scope, both aromatic and alkyl substituted groups at the 2-position or the 3-position of prochiral benzo[*b*]thiophene 1,1-dioxides worked well in this asymmetric hydrogenation to provide the desired products with high yields and excellent enantioselectivities (up to 99% yield and >99% ee). In addition, our catalytic system showed very high activity, and the gram-scale asymmetric hydrogenation of 3-phenyl benzo[*b*]thiophene 1,1-dioxide proceeded well catalyzed by only 0.02 mol% (S/C = 5000) Rh/ligand L2 catalyst loading with >99% conversion, 99% yield and 99% ee. The possible hydrogen-bonding interaction between the substrate and the thiourea motif of the ligand may make an important contribution to achieving



high reactivity and excellent enantioselectivity in this reaction. Further investigations toward a catalytic asymmetric variant of this reaction process are under way.

Conflicts of interest

There are no conflicts to declare.

Acknowledgements

We are grateful for financial support from the National Natural Science Foundation of China (Grant No. 21432007, 21502145), Wuhan Morning Light Plan of Youth Science and Technology (Grant No. 2017050304010307), Shenzhen Nobel Prize Scientists Laboratory Project (Grant No. C17783101) and Fundamental Research Funds for and the Central Universities (Grant No. 2042018kf0202). The Program of Introducing Talents of Discipline to Universities of China (111 Project) is also appreciated. The numerical calculations in this paper have been carried out on the supercomputing system in the Supercomputing Center of Wuhan University.

Notes and references

- (a) M. Saitou, H. Sekiguchi and S. Ogawa, *WO* 2000069853, 2000; (b) M. Saitou, H. Sekiguchi and S. Ogawa, *WO* 2000020408, 2000; (c) R. G. Hall, O. Loiseleur, J. Pabba, S. Pal, A. Jeanguenat, A. Edmunds and A. Stoller, *WO* 2009010260, 2009; (d) A. Edmunds, M. Mghlebach, A. Stoller, O. Loiseleur, A. Buchholz, O. F. Hueter, A. Bigot, R. G. Hall, D. Emery, P. Jung, L. Lu, Y. Wu and R. Chen, *WO* 2015000715, 2015.
- L. Aigars, L. Gundars, K. Ivars, B. Daniel, F. Paul and K. Nagma, *WO* 2008142376, 2008.
- F. Wendelin, G. Heiner, T. Stefan and E. Ralf, *WO* 2011107494, 2011.
- (a) D. Dixon, J. Grina, J. A. Josey, J. P. Rizzi, S. T. Schlachter, E. M. Wallace, B. Wang, P. Wehn, R. Xu and H. Yang, *WO* 2015095048, 2015; (b) P. Wehn and P. Yang, *US* 20160362390, 2016.
- A. L. Glasebrook, J. W. Misner, G. A. Stephenson and C. R. Schmid, *Bioorg. Med. Chem. Lett.*, 1999, **9**, 1137–1140.
- K. Krajewski, Y. J. Zhang, D. Parrish, J. Deschamps, P. Roller and V. K. Pathak, *Bioorg. Med. Chem. Lett.*, 2006, **16**, 3034–3038.
- (a) S. Urban, B. Beiring, N. Ortega, D. Paul and F. Glorius, *J. Am. Chem. Soc.*, 2012, **134**, 15241–15244; (b) D. Janssen-Müller, M. Fleige, D. Schlüns, M. Wollenburg, C. G. Daniliuc, J. Neugebauer and F. Glorius, *ACS Catal.*, 2016, **6**, 5735–5739; (c) P. Tosatti and A. Pfaltz, *Angew. Chem., Int. Ed.*, 2017, **56**, 4579–4582; (d) H. Deng, F.-S. He, C.-S. Li, W.-L. Yang and W.-P. Deng, *Org. Chem. Front.*, 2017, **4**, 2343–2347.
- F. Toda, H. Miyamoto and S. Kikuchi, *J. Am. Chem. Soc.*, 1996, **118**, 11315–11316.
- Selected recent reviews: (a) D.-S. Wang, Q.-A. Chen, S.-M. Lu and Y.-G. Zhou, *Chem. Rev.*, 2012, **112**, 2557–2590; (b) Z. Yu, W. Jin and Q. Jiang, *Angew. Chem., Int. Ed.*, 2012, **51**, 6060–6072; (c) Y.-M. He, F.-T. Song and Q.-H. Fan, *Top. Curr. Chem.*, 2014, **343**, 145–190; (d) Z.-P. Chen and Y.-G. Zhou, *Synthesis*, 2016, 1769–1781; (e) D. Zhao, L. Candish, D. Paul and F. Glorius, *ACS Catal.*, 2016, **6**, 5978–5988.
- Selected examples, see: (a) A. Baeza and A. Pfaltz, *Chem.–Eur. J.*, 2010, **16**, 2036–2039; (b) D.-S. Wang, Q.-A. Chen, W. Li, C.-B. Yu, Y.-G. Zhou and X. Zhang, *J. Am. Chem. Soc.*, 2010, **132**, 8909–8911; (c) D.-S. Wang, J. Tang, Y.-G. Zhou, M.-W. Chen, C.-B. Yu, Y. Duan and G.-F. Jiang, *Chem. Sci.*, 2011, **2**, 803–806; (d) N. Ortega, S. Urban, B. Beiring and F. Glorius, *Angew. Chem., Int. Ed.*, 2012, **51**, 1710–1713; (e) C. Li, J. Chen, G. Fu, D. Liu, Y. Liu and W. Zhang, *Tetrahedron*, 2013, **69**, 6839–6844; (f) Y. Duan, L. Li, M.-W. Chen, C.-B. Yu, H.-J. Fan and Y.-G. Zhou, *J. Am. Chem. Soc.*, 2014, **136**, 7688–7700; (g) L. Pauli, R. Tannert, R. Scheil and A. Pfaltz, *Chem.–Eur. J.*, 2015, **21**, 1482–1487; (h) T. Touge and T. Arai, *J. Am. Chem. Soc.*, 2016, **138**, 11299–11305; (i) Z. Yang, F. Chen, Y. He, N. Yang and Q.-H. Fan, *Angew. Chem., Int. Ed.*, 2016, **55**, 13863–13866.
- Selected examples: (a) T. Hayashi, T. Mise, M. Fukushima, M. Kagotani, N. Nagashima, Y. Hamada, A. Matsumoto, S. Kawakami, M. Konishi, K. Yamamoto and M. Kumada, *Bull. Chem. Soc. Jpn.*, 1980, **53**, 1138–1151; (b) T. Hayashi, N. Kawamura and Y. Ito, *J. Am. Chem. Soc.*, 1987, **109**, 7876–7878; (c) T. Hayashi, K. Kanehira, T. Hagihara and M. Kumada, *J. Org. Chem.*, 1988, **53**, 113–120; (d) T. Hayashi and A. Yamazaki, *J. Organomet. Chem.*, 1991, **413**, 295–302; (e) M. Sawamura and Y. Ito, *Chem. Rev.*, 1992, **92**, 857–871; (f) J. W. Han and T. Hayashi, *Tetrahedron: Asymmetry*, 2010, **21**, 2193–2197; (g) T. J. Colacot, *Chem. Rev.*, 2003, **103**, 3101–3118; (h) P. Barbaro, C. Bianchini, G. Giambastiani and S. L. Parisel, *Coord. Chem. Rev.*, 2004, **248**, 2131–2150; (i) A. Yanagisawa and T. Arai, *Chem. Commun.*, 2008, 1165–1172; (j) W. Zeng, G.-Y. Chen, Y.-G. Zhou and Y.-X. Li, *J. Am. Chem. Soc.*, 2007, **129**, 750–751; (k) R. G. Arrayás, J. Adrio and J. C. Carretero, *Angew. Chem., Int. Ed.*, 2006, **45**, 7674–7715; (l) R. C. J. Atkinson, V. C. Gibson and N. J. Long, *Chem. Soc. Rev.*, 2004, **33**, 313–328; (m) H. B. Kagan, P. Diter, A. Gref, D. Guillaneux, A. Masson-Szymczak, F. Rebière, O. Riant, O. Samuel and S. Taudien, *Pure Appl. Chem.*, 1996, **68**, 29–36.
- (a) Q. Zhao, S. Li, K. Huang, R. Wang and X. Zhang, *Org. Lett.*, 2013, **15**, 4014–4017; (b) Q. Zhao, J. Wen, R. Tan, K. Huang, P. Metola, R. Wang, E. V. Anslyn and X. Zhang, *Angew. Chem., Int. Ed.*, 2014, **53**, 8467–8470; (c) P. Li, M. Zhou, Q. Zhao, W. Wu, X. Hu, X.-Q. Dong and X. Zhang, *Org. Lett.*, 2016, **18**, 40–43; (d) Z. Han, P. Li, Z. Zhang, C. Chen, Q. Wang, X.-Q. Dong and X. Zhang, *ACS Catal.*, 2016, **6**, 6214–6218; (e) P. Li, X. Hu, X.-Q. Dong and X. Zhang, *Chem. Commun.*, 2016, **52**, 11677–11680; (f) J. Wen, R. Tan, S. Liu, Q. Zhao and X. Zhang, *Chem. Sci.*, 2016, **7**, 3047–3051; (g) P. Li, Y. Huang, X. Hu, X.-Q. Dong and X. Zhang, *Org. Lett.*, 2017, **19**, 3855–3858; (h) Z. Han, R. Wang, G. Gu, X.-Q. Dong and



- X. Zhang, *Chem. Commun.*, 2017, **53**, 4226–4229; (i) J. Wen, J. Jiang and X. Zhang, *Org. Lett.*, 2016, **18**, 4451–4453; (j) X. Li, C. You, Y. Yang, Y. Yang, P. Li, G. Gu, L. Wang, H. Lv and X. Zhang, *Chem. Sci.*, 2018, **9**, 1919–1924.
- 13 D. Antonow, T. Marrafa, I. Dawood, T. Ahmed, M. R. Haque, D. E. Thurston and G. Zinzalla, *Chem. Commun.*, 2010, **46**, 2289–2291.
- 14 D. Guillaneux, S.-H. Zhao, O. Samuel, D. Rainford and H. B. Kagan, *J. Am. Chem. Soc.*, 1994, **116**, 9430–9439.

