

Inbreeding depression load for litter size in *Entrepelado* and *Retinto* Iberian pig varieties¹

Joaquim Casellas,^{*,2} Noelia Ibáñez-Escriche,[†] Luis Varona,[‡] Juan P. Rosas,[§] and Jose L. Noguera[#]

*Departament de Ciència Animal i dels Aliments, Universitat Autònoma de Barcelona, 08193 Bellaterra, Spain;

†Departament de Ciència Animal, Universitat Politècnica de València, 46071 Valencia, Spain; ‡Departamento de Anatomía Embriología y Genética Animal, Universidad de Zaragoza, 50013 Zaragoza, Spain; §Programa de Mejora Genética “Castúa,” INGA FOOD S.A. (Nutreco Group), 06200 Almendralejo, Spain; and #Genètica i Millora Animal, Institut de Recerca i Tecnologia Agroalimentàries (IRTA), 25198 Lleida, Spain

ABSTRACT: Individual-specific hidden inbreeding depression load (IDL) can be accounted for in livestock populations by appropriate best linear unbiased prediction approaches. This genetic effect has a recessive pattern and reveals when inherited in terms of identity-by-descent. Nevertheless, IDL inherits as a pure additive genetic background and can be selected using standard breeding values. The main target of this research was to evaluate IDL for litter size in 2 Iberian pig varieties (*Entrepelado* and *Retinto*) from a commercial breeding-stock. Analyses were performed on the total number of piglets born (both alive and dead) and used data from 3,200 (8.02 ± 0.04 piglets/litter) *Entrepelado* and 4,744 *Retinto* litters (8.40 ± 0.03 piglets/litter). Almost 50% of *Entrepelado* sows were inbred (1.7% to 25.0%), whereas this percentage reduced to 37.4% in the *Retinto* variety (0.2% to 25.0%). The analytical model was solved by Bayesian inference and accounted for 2 systematic effects (sow age and breed/variety of the artificial insemination boar), 2 permanent environmental effects (herd-year-season and sow), and 2 genetic effects (IDL and infinitesimal additive). In terms of posterior means (PM), additive genetic and IDL variances

were similar in the *Entrepelado* variety (PM, 0.68 vs. 0.76 piglets², respectively) and their 95% credibility intervals (95CI) overlapped, although without including zero (0.38 to 0.94 vs. 0.15 to 1.31 piglets², respectively). The same pattern revealed in the *Retinto* variety, with IDL variance (PM, 0.41 piglets²; 95CI, 0.07 to 0.88 piglets²) slightly larger than the additive genetic variance (PM, 0.37 piglets²; 95CI, 0.16 to 0.59 piglets²). The relevance of IDL was also checked by a Bayes factor and the deviance information criterion, the model including this effect being clearly favored in both cases. Although the analysis assumed null genetic covariance between IDL and infinitesimal additive effects, a moderate negative correlation (−0.31) was suggested when plotting the PM of breeding values in the *Entrepelado* variety; a negative genetic trend for IDL was also revealed in this Iberian pig variety (−0.25 piglets for 100% inbred offspring of individuals born in 2014), whereas no trend was detected in *Retinto* breeding-stock. Those were the first estimates of IDL in a commercial livestock population, they giving evidence of a relevant genetic background with potential consequences on the reproductive performance of Iberian sows.

Key words: best linear unbiased prediction, Iberian pig, identity-by-descent, inbreeding depression, total number born

© The Author(s) 2019. Published by Oxford University Press on behalf of the American Society of Animal Science. All rights reserved. For permissions, please e-mail: journals.permissions@oup.com.

J. Anim. Sci. 2019.97:1979–1986
doi: 10.1093/jas/skz084

¹The authors gratefully acknowledge the company INGA FOOD SA (Almendralejo, Spain) and its technicians (E. Magallón, M. J. García-Santana, L. Muñoz, P. Díaz, D. Iniesta, and M. Ramos), as well as S. Negro (IRTA), for their cooperation and technical support. This research was partially

funded by grants CGL2016-80155-R and IDI-20170304 from Spain's Ministry of Science, Innovation and Universities.

²Corresponding author: joaquim.casellas@uab.cat

Received October 19, 2018.

Accepted March 12, 2019.

INTRODUCTION

Inbreeding depression merges 2 genetic mechanisms, a higher impact from recessive mutations and the waste of overdominance contributions (Charlesworth and Willis, 2009). This genetic phenomenon reduces biological fitness in the offspring of related individuals (Pujol et al., 2009; Leroy, 2014) and is of major concern for the conservation of small or structured populations (Saccheri et al., 1998; Ober et al., 1999). Despite its relevance, inbreeding depression has been typically simplified to the linear (or may be quadratic) regression of overall inbreeding coefficient against the phenotypic trait of interest (Leroy, 2014). In the absence of epistasis, this rough approximation omitted heterogeneity of the recessive load across population (Gulisija et al., 2006; Casellas et al., 2008), as well as the most basic rules of genetic inheritance and resemblance between relatives (Quaas, 1976). Nevertheless, all these limitations were recently overcome by a mixed model approach to predict individual-specific hidden inbreeding depression load (IDL; Casellas, 2018).

The development of organized breeding programs is scarce and relatively recent in the Iberian pig breed (Silió, 2000; Ibáñez-Escriche et al., 2014). Traditionally, this breed has distributed in many small populations with remarkable phenotypic and genomic differences as a result of genetic drift, important demographic fluctuations, and a scarce genetic flow among herds (Fabel et al., 2004). This is the perfect substrate for inbreeding and inbreeding depression, as already reported in most of Iberian pig varieties (Silió et al., 2013; Saura et al., 2015). Within this context, an accurate prediction of IDL can become a useful step for any breeding program in the Iberian pig breed nowadays.

The aim of this study was to estimate IDL variance components for litter size in 2 Iberian pig varieties, as well as their statistical relevance. Moreover, distribution and magnitude of IDL effects were characterized as the first implementation of this analytical approach in a commercial pig population.

MATERIALS AND METHODS

All management and experimental procedures involving live animals were approved by the Research Ethics Committee of the *Institut de Recerca i Tecnologia Agroalimentàries* (Caldes de Montbui, Spain). Analyses were performed on existing field data obtained under standard farm management from selection nuclei. Both pedigree

and productive data were collected, registered, and administrated by the personnel from INGA FOOD S.A. (Almendralejo, Badajoz, Spain).

Iberian Pig Field Data

Analyses relied on the *Entrepelado* and *Retinto* Iberian pig breeding-stocks of Inga Food SA. Both Iberian varieties actively contribute data to the Spain's official Iberian Herdbook (Ministry of Agriculture and Fisheries, Food and Environment, Spain's Government, Madrid, Spain), this being administered by the Spanish Association of Iberian Purebred Pig Breeders (AECERIBER; Zafra, Badajoz, Spain). The *Entrepelado* is a black hairy variety although piglets are born with red coat color, whereas the *Retinto* is the most abundant variety in the Iberian pig population, and is characterized by a reddish-brown coat color. Some authors have suggested that *Entrepelado* and *Retinto* varieties share origins, regardless of their dissimilarities (Martínez et al., 2000; Alves et al., 2006). For the creation of both selection nuclei, boars and sows from the Iberian Herdbook were purchased after weaning (30 to 35 d of age) and kept under intensive rearing conditions such as those used in selection farms of the pig industry. All genealogical and reproductive data were registered. Sows were distributed in 2 selection farms and one multiplier farm located in Extremadura (south-west Spain). Note that 3 different boar types were used in selection farms (*Entrepelado*, *Retinto*, and *Torbiscal*), whereas all sows in the multiplier farm were inseminated with Duroc semen. The *Torbiscal* Iberian variety is a reddish synthetic variety originated during 1940s by combining 4 ancestral Iberian pig strains as described by Fernández et al. (2002) and Fabel et al. (2004).

This research focused on litter size data measured as the total number of piglets born, both alive and dead. The data set from the *Entrepelado* variety included 3,200 litters (8.02 ± 0.04 piglets/litter) from 739 sows, registered between years 2010 and 2017. The full pedigree included 863 individuals (69 boars and 794 sows), 51 of them being founders without known ancestors (5.91%). On the other hand, the *Retinto* variety had data from 4,744 litters (8.40 ± 0.03 piglets/litter) provided by 922 sows between years 2009 and 2017. A total of 1,064 individuals were registered in the pedigree file (89 boars and 975 sows), and 85 of them were founders (7.99%). Both populations were kept under a controlled mating system to minimize inbreeding.

Operational Model

Analyses focused on the prediction of hidden IDL effects, where IDL effects were defined as the expected joint impact of all the inbreeding-related polymorphisms in the genome of a given individual when homozygous in a 100% inbred offspring. Within this context, IDL of each individual may or may not affect its own fitness (depending on whether the individual is inbred or not), and will reveal in inbred descendants, if any. Litter size data (\mathbf{y}) from each Iberian pig variety were solved separately under the following hierarchical structure,

$$\mathbf{y} = \mathbf{X}\mathbf{b} + \mathbf{Z}_1\mathbf{p}_1 + \mathbf{Z}_2\mathbf{p}_2 + \mathbf{Z}_3\mathbf{a} + \mathbf{Z}_4\mathbf{d} + \mathbf{e},$$

where \mathbf{b} was the vector of systematic effects accounting for the parity number (1st, 2nd, 3rd, 4th, 5th, and 6th and upper parities) and the genetic type of the insemination boar (*Entrepelado*, *Retinto*, *Torbiscal*, and *Duroc*). On the other hand, \mathbf{p}_1 was the vector of herd-year-season effects, \mathbf{p}_2 was the vector of permanent environmental sow effects, \mathbf{a} was the vector of infinitesimal additive genetic effects, \mathbf{d} was the vector of IDL effects, and \mathbf{e} was the residual term; \mathbf{X} , \mathbf{Z}_1 , \mathbf{Z}_2 and \mathbf{Z}_3 and \mathbf{Z}_4 were appropriate incidence matrices. As noted by Casellas (2018), \mathbf{d} predicted infinitesimal IDL inherent to the genome of each individual, whereas their realization in terms of inbreeding depression of inbred offspring was linked by \mathbf{Z}_4 . This was a lower-triangular matrix where each nonzero element was a partial inbreeding coefficient obtained by Mendelian decomposition from the standard pedigree file (Caballero and Toro, 2000; García-Cortés et al., 2010). This approach splits the overall inbreeding coefficient of each individual (F_i) into the specific contribution of each relevant ancestor (F_j') in terms of identity-by-descent. Assuming n ancestors contributing inbreeding to the i th individual, $F_i = F_1' + F_2' + \dots + F_n'$.

Bayesian Inference

The model was solved within a Bayesian context by appropriately sampling from the following joint posterior distribution,

$$\begin{aligned} & p(\mathbf{b}, \mathbf{p}_1, \mathbf{p}_2, \mathbf{a}, \mathbf{d}, \sigma_{p1}^2, \sigma_{p2}^2, \sigma_a^2, \sigma_d^2, \sigma_e^2 | \mathbf{y}) \\ & \propto p(\mathbf{y} | \mathbf{b}, \mathbf{p}_1, \mathbf{p}_2, \mathbf{a}, \mathbf{d}, \sigma_e^2) p(\mathbf{b}) p(\mathbf{p}_1 | \sigma_{p1}^2) \\ & \quad \times p(\sigma_{p1}^2) p(\mathbf{p}_2 | \sigma_{p2}^2) p(\sigma_{p2}^2) p(\mathbf{a} | \mathbf{A}, \sigma_a^2) \\ & \quad \times p(\sigma_a^2) p(\mathbf{d} | \mathbf{A}, \sigma_d^2) p(\sigma_d^2) p(\sigma_e^2) \end{aligned}$$

The conditional distribution of \mathbf{y} was assumed multivariate normal (MVN) as follows:

$$p(\mathbf{y} | \mathbf{b}, \mathbf{p}_1, \mathbf{p}_2, \mathbf{a}, \mathbf{d}, \sigma_e^2) = MVN(\mathbf{X}\mathbf{b} + \mathbf{Z}_1\mathbf{p}_1 + \mathbf{Z}_2\mathbf{p}_2 + \mathbf{Z}_3\mathbf{a} + \mathbf{Z}_4\mathbf{d}, \mathbf{I}_n\sigma_e^2),$$

where \mathbf{I}_n was an identity matrix with dimensions equal to the number of phenotypic records and σ_e^2 was the residual variance. Random sources of variation were modeled under appropriate MVN distributions, (Wang et al., 1994)

$$\begin{aligned} p(\mathbf{p}_1 | \sigma_{p1}^2) &= MVN(\mathbf{0}_{p1} | \mathbf{I}_{p1}\sigma_{p1}^2), \\ p(\mathbf{p}_2 | \sigma_{p2}^2) &= MVN(\mathbf{0}_{p2} | \mathbf{I}_{p2}\sigma_{p2}^2), \\ p(\mathbf{a} | \sigma_a^2) &= MVN(\mathbf{0}_a | \mathbf{A}\sigma_a^2) \end{aligned}$$

and

$$p(\mathbf{d} | \mathbf{A}, \sigma_d^2) = MVN(\mathbf{0}_d | \mathbf{A}\sigma_d^2).$$

Although \mathbf{d} accounted for recessive genetic effects, they were inherited as additive genetic effects (Casellas, 2018). Note that σ_e^2 was the variance component of the ε effect with θ levels, $\mathbf{0}_\theta$ was a zeroing vector with θ rows, \mathbf{I}_θ was a $\theta \times \theta$ identity matrix, and \mathbf{A} was the numerator relationship matrix (Wright, 1922). Flat priors were assumed for systematic effects and variance components.

Inferences for all the unknown parameters in the model were made on the relevant marginal posterior distributions by Gibbs sampling (Gelfand and Smith, 1990). More specifically, 3 independent Monte Carlo Markov chains (MCMC) with 550,000 iterations were launched for each analysis, and the first 50,000 were discarded as burn-in (Raftery and Lewis, 1992).

The statistical relevance of σ_d^2 was tested by a Bayes factor (BF; Kass and Raftery, 1995) and the deviance information criterion (DIC; Spiegelhalter et al., 2002). The BF focuses on the ratio between the posterior probability of 2 competing models; a BF > 1 supports the numerator model, whereas a BF < 1 favors the denominator model. The model described earlier (numerator model) was compared against a model with $\sigma_d^2 = 0$ and $\mathbf{d} = \mathbf{0}$ by the harmonic mean estimator developed by Newton and Raftery (1994). On the other hand, the DIC evaluates model complexity and fit; a smaller DIC value indicates a better fit and a lesser degree of complexity. Differences of at least 3 to 5 DIC units are generally considered as statistically relevant (Spiegelhalter et al., 2002).

Genetic Trend

Given that both Iberian pig varieties were under genetic selection for litter size, correlated genetic trend for IDL was also evaluated. For each variety, the average IDL of replacement boars and sows

born each year was computed during the MCMC process. All animals born before 2010 were grouped in the same category and used as reference (average IDL = 0).

RESULTS AND DISCUSSION

Inbreeding Pattern

The Iberian pig is a very interesting genetic population to analyze inbreeding and inbreeding depression due to its population dynamics during the last century (Saura et al., 2013). Although *Entrepelado* and *Retinto* varieties involved in this research were founded less than a decade ago, the inbreeding coefficient averaged 0.058 and 0.025 in the whole pedigree file, respectively. Half of the *Entrepelado* breeding-stock (49.7%) was inbred, with inbreeding coefficients ranging from 0.017 to 0.250 (mean \pm SE, 0.058 ± 0.002). The incidence of inbreeding in the *Retinto* variety was lower (37.4% of the breeding-stock), although it had a similar range (from 0.002 to 0.250; mean \pm SE, 0.045 ± 0.002 ; Fig. 1A). As anticipated, inbreeding was lower than in other Iberian pig varieties, such as *Torbiscal* and *Gamito* varieties (~ 0.07 and

~ 0.30 ; Fernández et al., 2002) or the *Guadyerbas* variety (~ 0.4 ; Esteve-Codina et al., 2011; Saura et al., 2013), although this last had a pedigree that traced back more than half a century. Moreover, those varieties were kept as closed herds whereas our *Entrepelado* and *Retinto* varieties were founded less than 10 yr ago by the acquisition of individuals of different origins.

Overall inbreeding coefficients outlined above were partitioned into partial inbreeding coefficients by Mendelian decomposition (Caballero and Toro, 2000). Each partial inbreeding coefficient captured the identity-by-descent contribution of each relevant ancestor to the inbreeding coefficient of a specific individual. The Mendelian decomposition approach partitioned each inbreeding coefficient and provided between 1 and 13 partial inbreeding coefficients in the *Entrepelado* variety, with a total of 1,190 partial inbreeding coefficients. In a similar way, the *Retinto* variety provided 1,120 partial inbreeding coefficients, and the inbreeding coefficient of each inbred individual partitioned between 1 and 17 contributions. Partial inbreeding coefficients were linked to 135 and 150 ancestors from the *Entrepelado* and *Retinto* populations, respectively. Although some of them were founders, partial inbreeding coefficients are not restricted to individuals without known ancestors but link to relevant ancestors originating identity-by-descent in offspring generations (Caballero and Toro, 2000). As shown in Fig. 1B, most of the partial inbreeding coefficients were lower than 0.05, although maximum values reached 0.125 in both Iberian pig varieties. This low inbreeding level was the consequence of the small number of generations elapsed since the foundation of each population, and the implementation of a minimum inbreeding program for mating design.

Variance Components

Table 1 reported posterior means and 95% credibility intervals (95CI) for genetic and environmental random sources of variation. They revealed a very consistent behavior across Iberian pig varieties in terms of environmental and additive genetic variances. Both varieties accumulated the vast majority of variability in the residual term, which was quite anticipatable in a low heritable trait like litter size (Pérez-Enciso and Gianola, 1992; Noguera et al., 2002). On the other hand, permanent environmental contributions (i.e., herd-year-season and environmental sow effects) reached small posterior means (0.12 to 0.26), although their 95CI clearly

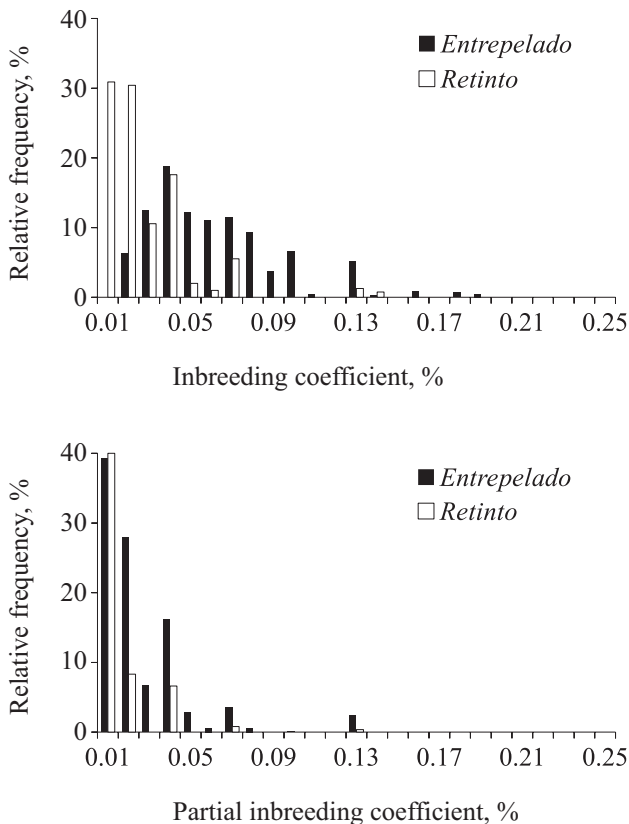


Figure 1. Distribution of inbreeding coefficients in *Entrepelado* and *Retinto* Iberian pig varieties.

excluded the null value in all cases. These estimates agreed with previous results reported for other Iberian pig varieties (Pérez-Enciso and Gianola, 1992), and their small contribution to the overall variability may be due to current homogeneity of farm procedures under intensive production systems, even for Iberian pig industry under intensive production systems.

Posterior means were moderate for genetic variances and slightly higher for inbreeding depression than for additive genetic effects. Both *Entrepelado* (0.76 vs. 0.68 piglets²) and *Retinto* (0.41 vs. 0.37 piglets²) varieties evidenced the same pattern, although 95CI overlapped in both cases. It is important to highlight that several authors already suggested the relevance of nonadditive sources of variation for fertility-related traits in domestic species (Fuerst and Sölkner, 1994; Nagy et al., 2013; Varona et al., 2018), and our results consistently revealed a remarkable degree of recessive variability for litter size in Iberian pigs. Indeed, 95CI for IDL variance excluded the null estimate in both Iberian pig varieties (Table 1), and the statistical relevance of σ_d^2 was also corroborated by means of a BF approach. The model including IDL effects was 26.9 times more probable than the alternative model assuming $\sigma_d^2 = 0$ for *Entrepelado* sows, whereas this BF reduced to 21.7 in the *Retinto* variety. These BF values provided strong evidence according to Jeffreys' (1984) scale of evidence. In a similar way, the model including nonzero σ_d^2 reduced DIC by 17.2 (*Entrepelado* variety) and 9.7 units (*Retinto* variety). It is important to highlight that some lethal recessive effects may not be accounted for by **d** as previously noted by Casellas (2018). This may lead to the underestimation of IDL effects, the same way major genes may bias predicted breeding values if not properly accounted for in the model (Legarra and Vitezica, 2015).

Table 1. Posterior mean (and 95% credibility interval) for variance components of litter size in *Entrepelado* and *Retinto* Iberian pig varieties

Variance component ¹	<i>Entrepelado</i> variety	<i>Retinto</i> variety
σ_{p1}^2	0.12 (0.05 to 0.20)	0.23 (0.17 to 0.29)
σ_{p2}^2	0.26 (0.09 to 0.46)	0.15 (0.08 to 0.26)
σ_a^2	0.68 (0.38 to 0.94)	0.37 (0.16 to 0.59)
σ_d^2	0.76 (0.15 to 1.31)	0.41 (0.07 to 0.88)
σ_e^2	3.59 (3.41 to 3.77)	3.86 (3.72 to 3.99)

¹Permanent environmental variance for herd-year-season (σ_{p1}^2) and sow (σ_{p2}^2), additive genetic variance (σ_a^2), inbreeding depression load variance (σ_d^2), and residual variance (σ_e^2).

Predicted IDL Effects

After the original development and implementation of this analytical approach in a small rabbit population (Casellas, 2018), our results were the first genetic evaluation for IDL effects in a livestock population contributing commercial products worldwide. Predicted IDL showed a quasi-symmetrical pattern around 0, although a slight preponderance of the left-hand tail of the distribution can be suggested, at least in the *Entrepelado* variety (Fig. 2). This may be due to unintended selection or genetic drift after the foundation of this population. Nevertheless, the preponderance of negative IDL effects has been previously reported in rabbits (Casellas, 2018) and is a typical assumption within the context of inbreeding depression (Gulisija et al., 2006; Casellas et al., 2008; Charlesworth and Willis, 2009). Given that available pedigree data traced back less than 10 yr, IDL effects originated along the last few generations. This short-term inbreeding has been typically linked to greater inbreeding depression effects when compared with inbreeding originated far away in the pedigree (Hinrichs et al., 2007).

It is important to note that 29.2% and 23.1% of IDL estimates were positive in *Entrepelado* and *Retinto* varieties, respectively. Both current variability of IDL effects and the amount of positive values characterized an appealing starting point for new genetic selection endeavors on litter size. Note that predicted IDL effects could be integrated into current selection indexes to take advantage of this additional source of genetic variability. Selection decisions can be taken on the basis of both traditional additive genetic effects and potential (i.e., recessive) genetic contributions from IDL if inbreeding arises in the population. Given the additive inheritance pattern assumed for IDL effects in Materials and Methods section, response

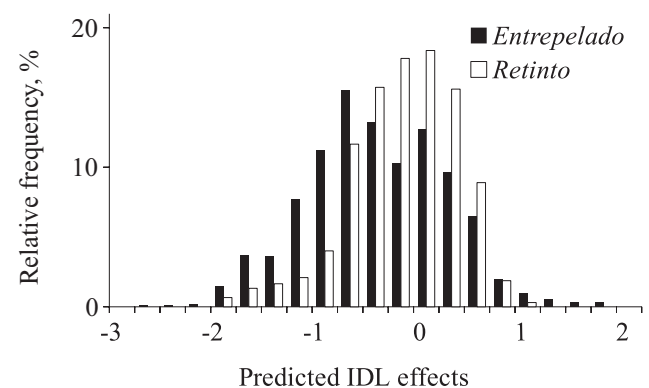


Figure 2. Distribution of predicted inbreeding depression load (IDL) effects in *Entrepelado* and *Retinto* Iberian pig varieties.

to selection in terms of average IDL could be calculated with the same approaches derived for traditional additive breeding values (Dekkers, 1992; Villanueva et al., 1993). Nevertheless, average IDL must not be confounded with realized inbreeding depression, as previously noted. Selection on IDL effects will only affect the phenotype (e.g., litter size) if accompanied by inbreeding. If not, the genetic change in terms of IDL will hide in the genome of the individuals, without contributing benefits or penalties on traits of economic interest for livestock populations. This could be viewed as both a limitation and an advantage at the same time. The birth of some inbred individuals become mandatory to provide relevant data for the genetic analysis of IDL effects. On the other hand, predicted IDL effects identify those ancestors with worse inbreeding-related effects, the ones that should not contribute to inbreeding offspring.

Correlated response due to additive breeding values cannot be completely discarded. The *Entrepelado* variety suggested a negative genetic correlation between IDL and additive breeding values (Fig. 3), whereas the *Retinto* variety did not evidence any kind of genetic correlation pattern (Fig. 4). It is important to note that our analytical approach did not assume any kind of genetic correlation between additive (**a**) and IDL (**d**) effects, whereas the correlation between posterior means of **a** and **d** vectors in the *Entrepelado* variety reached -0.31 . These results agreed with previous estimates obtained for the number of kits at weaning in 3 rabbit populations (Fernández et al., 2017) and dairy traits in cattle (Hoeschele and Vollema, 1993). They highlight potentially negative additive genetic responses if selected for positive IDL (or worse IDLs under traditional selection programs relying on the additive

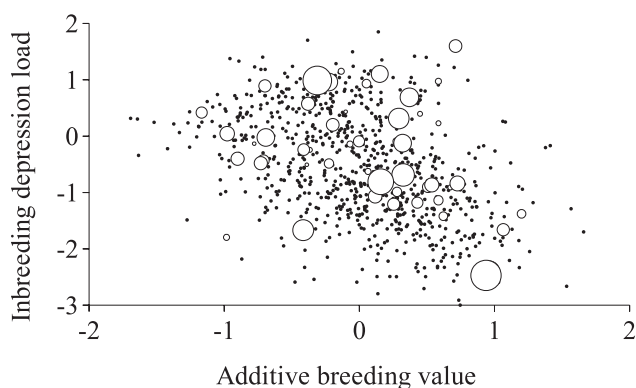


Figure 3. Plot of predicted inbreeding depression load against additive breeding value for litter size in the *Entrepelado* Iberian pig variety. White circles correspond to boars and their diameter characterized the number of daughters contributing litter size data (this parameter ranged from 1 to 84), whereas black dots were for sows.

genetic background). Nevertheless, this must be corroborated in future research due to the shortage of results within the context of genetic correlations between additive and dominance effects.

The other source of correlated responses to selection could be attributable to other phenotypic traits with pleiotropic or linkage disequilibrium dependencies with the one under IDL selection. Selection for those animals with positive and highest IDL estimates for a given trait does not guarantee the same pattern in other traits. Within this context, the inclusion of IDL effects in current selection programs should be accompanied by appropriate evaluations on other traits of economic interest.

Genetic Trend

Results shown in Fig. 5 discarded any kind of genetic trend for IDL in the *Retinto*. This must be

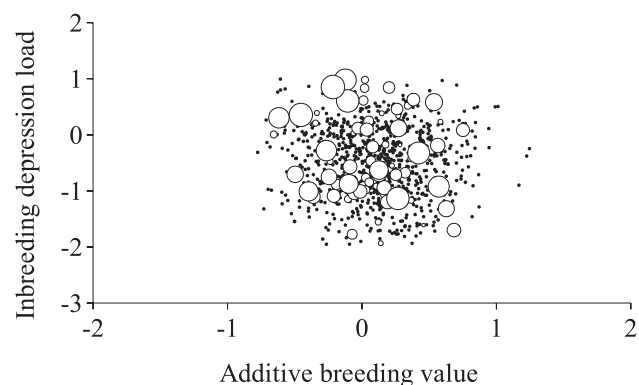


Figure 4. Plot of predicted inbreeding depression load against additive breeding value for litter size in the *Retinto* Iberian pig variety. White circles correspond to boars and their diameter characterized the number of daughters contributing litter size data (this parameter ranged from 1 to 52), whereas black dots were for sows.

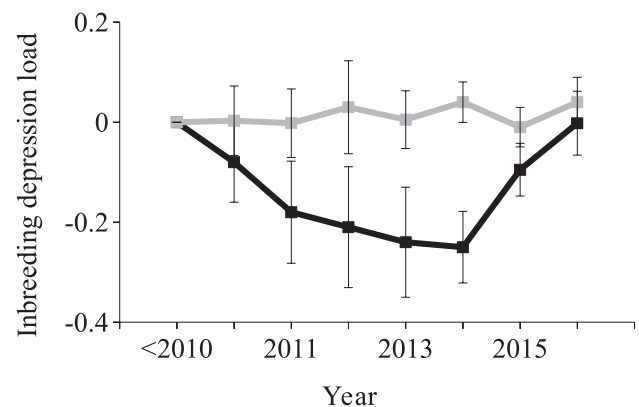


Figure 5. Genetic trend for inbreeding depression load in *Entrepelado* (black) and *Retinto* varieties (gray). Squares show the average load of boars and sows born each year, and error bars show the 95% credibility interval. Individuals born before 2010 were grouped in the same category and used as reference (average inbreeding depression load, 0).

seen as an anticipated result because this Iberian pig variety has not been formally selected for IDL, but for the additive genetic background of litter size. On the other hand, the *Entrepelado* breeding-stock evidenced a progressive and negative tendency until 2014, with 95CI excluding the 0 value since 2011. This reverted in 2015 and 2016, placing the average IDL around 0. This trend in the *Entrepelado* variety could relate to the negative correlation between additive breeding values and IDL suggested in Fig. 3. As for the *Retinto* variety, *Entrepelado* sows have been actively selected on the basis of their additive breeding value, and this may have affected IDL. On the other hand, the small census of these selection nuclei may link any change in the year-by-year average IDL to the stochastic processes inherent to genetic drift. Current data sets are too small to fit multivariate models with non-null genetic covariances to corroborate potential links between additive genetic and IDL in the *Entrepelado* Iberian pig variety. Future studies will be necessary to test this hypothesis.

LITERATURE CITED

- Alves, E., A. I. Fernández, C. Barragán, C. Ovílo, C. Rodríguez, and L. Silió. 2006. Inference of hidden population substructure of the Iberian pig breed using multilocus microsatellite data. *Span. J. Agric. Res.* 4:37–46. doi:10.5424/sjar/2006041-176
- Caballero, A., and M. A. Toro. 2000. Interrelations between effective population size and other pedigree tools for the management of conserved populations. *Genet. Res.* 75:331–343. doi:10.1017/S0016672399004449
- Casellas, J. 2018. On individual-specific prediction of hidden inbreeding depression load. *J. Anim. Breed. Genet.* 135:37–44. doi:10.1111/jbg.12308
- Casellas, J., L. Varona, N. Ibáñez-Escriche, R. Quintanilla, and J. L. Noguera. 2008. Skew distribution of founder-specific inbreeding depression effects on the longevity of landrace sows. *Genet. Res. (Camb)*. 90:499–508. doi:10.1017/S0016672308009907
- Charlesworth, D., and J. H. Willis. 2009. The genetics of inbreeding depression. *Nat. Rev. Genet.* 10:783–796. doi:10.1038/nrg2664
- Dekkers, J. C. M. 1992. Asymptotic response to selection on best linear unbiased predictors of breeding values. *Anim. Prod.* 54:351–360. doi:10.1007/s001220050765
- Esteve-Codina, A., R. Kofler, H. Himmelbauer, L. Ferretti, A. P. Vivancos, M. A. Groenen, J. M. Folch, M. C. Rodríguez, and M. Pérez-Enciso. 2011. Partial short-read sequencing of a highly inbred Iberian pig and genomics inference thereof. *Heredity (Edinb)* 107:256–264. doi:10.1038/hdy.2011.13
- Fabuel, E., C. Barragán, L. Silió, M. C. Rodríguez, and M. A. Toro. 2004. Analysis of genetic diversity and conservation priorities in Iberian pigs based on microsatellite markers. *Heredity (Edinb)* 93:104–113. doi:10.1038/sj.hdy.6800488
- Fernández, E. N., A. Legarra, R. Martínez, J. P. Sánchez, and M. Baselga. 2017. Pedigree-based estimation of covariance between dominance deviations and additive genetic effects in closed rabbit lines considering inbreeding and using a computationally simpler equivalent model. *J. Anim. Breed. Genet.* 134:184–195. doi:10.1111/jbg.12267
- Fernández, A., J. Rodrigáñez, M. A. Toro, M. C. Rodríguez, and L. Silió. 2002. Inbreeding effects on the parameters of the growth function in three strains of Iberian pigs. *J. Anim. Sci.* 80:2267–2275. doi:10.2527/2002.8092267x
- Fuerst, C., and J. Sölkner. 1994. Additive and nonadditive genetic variances for milk yield, fertility, and lifetime performance traits of dairy cattle. *J. Dairy Sci.* 77:1114–1125. doi:10.3168/jds.S0022-0302(94)77047-8
- García-Cortés, L. A., J. C. Martínez-Ávila, and M. A. Toro. 2010. Fine decomposition of the inbreeding and the coancestry coefficient by using tabular method. *Conserv. Genet.* 11:1945–1952. doi:10.1007/s10592-010-0084-x
- Gelfand, A., and A. F. M. Smith. 1990. Sampling based approaches to calculating marginal densities. *J. Am. Stat. Assoc.* 85:398–409. doi:10.1080/01621459.1990.10476213
- Gulisija, D., D. Gianola, K. A. Weigel, and M. A. Toro. 2006. Between-founder heterogeneity in inbreeding depression for production Jersey cows. *Livest. Sci.* 104:244–253. doi:10.1016/j.livsci.2006.04.007
- Hinrichs, D., T. H. Meuwissen, J. Odegard, M. Holt, O. Vangen, and J. A. Woolliams. 2007. Analysis of inbreeding depression in the first litter size of mice in a long-term selection experiment with respect to the age of the inbreeding. *Heredity (Edinb)* 99:81–88. doi:10.1038/sj.hdy.6800968
- Hoeschele, I., and A. R. Vollema. 1993. Estimation of variance components with dominance and inbreeding in dairy cattle. *J. Anim. Breed. Genet.* 110:93–104. doi:10.1111/j.1439-0388.1993.tb00720.x
- Ibáñez-Escriche, N., L. Varona, E. Magallón, and J. L. Noguera. 2014. Crossbreeding effects on pig growth and carcass traits from two Iberian strains. *Animal* 8:1569–1576. doi:10.1017/S1751731114001712
- Jeffreys, H. 1984. *Theory of probability*. Clarendon Press, Oxford, UK.
- Kass, R. E., and A. E. Raftery. 1995. Bayes factors. *J. Am. Stat. Assoc.* 90:773–795. doi:10.1080/01621459.1995.10476572
- Legarra, A., and Z. G. Vitezica. 2015. Genetic evaluation with major genes and polygenic inheritance when some animals are not genotyped using gene content multiple-trait BLUP. *Genet. Sel. Evol.* 47:89. doi:10.1186/s12711-015-0165-x
- Leroy, G. 2014. Inbreeding depression in livestock species: Review and meta-analysis. *Anim. Genet.* 45:618–628. doi:10.1111/age.12178
- Martínez, A. M., J. V. Delgado, A. Rodero, and J. L. Vega-Pla. 2000. Genetic structure of the Iberian pig breed using microsatellites. *Anim. Genet.* 31:295–301. doi:10.1046/j.1365-2052.2000.00645.x
- Nagy, I., G. Gorjanc, I. Curik, J. Farkas, H. Kiszlinger, and Z. Szendrő. 2013. The contribution of dominance and inbreeding depression in estimating variance components for litter size in Pannon White rabbits. *J. Anim. Breed. Genet.* 130:303–311. doi:10.1111/jbg.12022
- Newton, M. A., and A. E. Raftery. 1994. Approximate Bayesian inference by the weighted likelihood bootstrap (with discussion). *J. R. Stat. Soc. B* 56:1–48. doi:10.1111/j.2517-6161.1994.tb01956.x
- Noguera, J. L., L. Varona, D. Babot, and J. Estany. 2002. Multivariate analysis of litter size for multiple parities with production traits in pigs: I. Bayesian variance component

- estimation. *J. Anim. Sci.* 80:2540–2547. doi:10.1093/ansci/80.10.2540
- Ober, C., T. Hyslop, and W. W. Hauck. 1999. Inbreeding effects on fertility in humans: Evidence for reproductive compensation. *Am. J. Hum. Genet.* 64:225–231. doi:10.1086/302198
- Pérez-Enciso, M., and D. Gianola. 1992. Estimates of genetic parameters for litter size in six strains of Iberian pigs. *Livest. Prod. Sci.* 32:283–293. doi:10.1016/S0301-6226(12)80007-8
- Pujol, B., S. R. Zhou, J. Sanchez Vilas, and J. R. Pannell. 2009. Reduced inbreeding depression after species range expansion. *Proc. Natl. Acad. Sci. USA* 106:15379–15383. doi:10.1073/pnas.0902257106
- Quaas, R. L. 1976. Computing diagonal elements and inverse of a large relationship matrix. *Biometrics* 32:949–953. doi:10.2307/2529279
- Raftery, A. E., and S. M. Lewis. 1992. How many iterations in the Gibbs sampler? In: J. M. Bernardo, J. O. Berger, A. P. Dawid, and A. F. M. Smith, editors, *Bayesian statistics IV*. Oxford University Press, Oxford, UK. p. 763–773.
- Saccheri, I., M. Kuussaari, M. Kankare, P. Vikman, W. Fortelius, and I. Hanski. 1998. Inbreeding and extinction in a butterfly metapopulation. *Nature* 392:491–494. doi:10.1038/33136
- Saura, M., A. Fernández, M. C. Rodríguez, M. A. Toro, C. Barragán, A. I. Fernández, and B. Villanueva. 2013. Genome-wide estimates of coancestry and inbreeding in a closed herd of ancient Iberian pigs. *PLoS One* 8:e78314. doi:10.1371/journal.pone.0078314
- Saura, M., A. Fernández, L. Varona, A. I. Fernández, M. Á. de Cara, C. Barragán, and B. Villanueva. 2015. Detecting inbreeding depression for reproductive traits in Iberian pigs using genome-wide data. *Genet. Sel. Evol.* 47:1. doi:10.1186/s12711-014-0081-5
- Silió, L. 2000. Iberian pig breeding program. In: S. Galal, J. Boyazoglou, and K. Hammond, editors, *Developing breeding strategies for lower input animal production environments*. ICAR, Rome, Italy. p. 511–519.
- Silió, L., M. C. Rodríguez, A. Fernández, C. Barragán, R. Benítez, C. Óvilo, and A. I. Fernández. 2013. Measuring inbreeding and inbreeding depression on pig growth from pedigree or SNP-derived metrics. *J. Anim. Breed. Genet.* 130:349–360. doi:10.1111/jbg.12031
- Spiegelhalter, D. J., N. G. Best, B. P. Carlin, and A. van der Linder. 2002. Bayesian measures of model complexity and fit. *J. R. Stat. Soc. B* 64:583–639. doi:10.1111/1467-9868.02022
- Varona, L., A. Legarra, W. Herring, and Z. G. Vitezica. 2018. Genomic selection models for directional dominance: An example for litter size in pigs. *Genet. Sel. Evol.* 50:1. doi:10.1186/s12711-018-0374-1
- Villanueva, B., N. R. Wray, and R. Thompson. 1993. Prediction of asymptotic rates of response from selection on multiple traits using univariate and multivariate best linear unbiased predictors. *Anim. Prod.* 57:1–13. doi:10.1017/S0003356100006541
- Wang, C. S., J. J. Rutledge, and D. Gianola. 1994. Bayesian analysis of mixed linear models via Gibbs sampling with an application to litter size in Iberian pigs. *Genet. Sel. Evol.* 26:91–115. doi:10.1186/1297-9686-26-2-91
- Wright, S. 1922. Coefficient of inbreeding and relationship. *Am. Nat.* 51:636–639.