



**Cochrane**  
**Library**

Cochrane Database of Systematic Reviews

## Vaccines for preventing influenza in healthy adults (Review)

Demicheli V, Jefferson T, Ferroni E, Rivetti A, Di Pietrantonj C

Demicheli V, Jefferson T, Ferroni E, Rivetti A, Di Pietrantonj C.  
Vaccines for preventing influenza in healthy adults.  
*Cochrane Database of Systematic Reviews* 2018, Issue 2. Art. No.: CD001269.  
DOI: [10.1002/14651858.CD001269.pub6](https://doi.org/10.1002/14651858.CD001269.pub6).

[www.cochranelibrary.com](http://www.cochranelibrary.com)

**TABLE OF CONTENTS**

ABSTRACT .....	1
PLAIN LANGUAGE SUMMARY .....	2
SUMMARY OF FINDINGS .....	4
BACKGROUND .....	7
OBJECTIVES .....	8
METHODS .....	8
RESULTS .....	12
Figure 1. ....	13
Figure 2. ....	16
Figure 3. ....	17
DISCUSSION .....	28
AUTHORS' CONCLUSIONS .....	30
ACKNOWLEDGEMENTS .....	30
REFERENCES .....	32
CHARACTERISTICS OF STUDIES .....	50
DATA AND ANALYSES .....	184
Analysis 1.1. Comparison 1 Inactivated parenteral influenza vaccine versus placebo or 'do nothing', Outcome 1 Influenza. ....	186
Analysis 1.2. Comparison 1 Inactivated parenteral influenza vaccine versus placebo or 'do nothing', Outcome 2 Influenza-like illness. ....	188
Analysis 1.3. Comparison 1 Inactivated parenteral influenza vaccine versus placebo or 'do nothing', Outcome 3 Physician visits. ....	189
Analysis 1.4. Comparison 1 Inactivated parenteral influenza vaccine versus placebo or 'do nothing', Outcome 4 Days ill. ....	189
Analysis 1.5. Comparison 1 Inactivated parenteral influenza vaccine versus placebo or 'do nothing', Outcome 5 Times any drugs were prescribed. ....	190
Analysis 1.6. Comparison 1 Inactivated parenteral influenza vaccine versus placebo or 'do nothing', Outcome 6 Times antibiotic was prescribed. ....	190
Analysis 1.7. Comparison 1 Inactivated parenteral influenza vaccine versus placebo or 'do nothing', Outcome 7 Working days lost. ....	191
Analysis 1.8. Comparison 1 Inactivated parenteral influenza vaccine versus placebo or 'do nothing', Outcome 8 Hospitalisations. ....	191
Analysis 1.9. Comparison 1 Inactivated parenteral influenza vaccine versus placebo or 'do nothing', Outcome 9 Clinical cases (clinically defined without clear definition). ....	192
Analysis 1.10. Comparison 1 Inactivated parenteral influenza vaccine versus placebo or 'do nothing', Outcome 10 Local harms. ....	193
Analysis 1.11. Comparison 1 Inactivated parenteral influenza vaccine versus placebo or 'do nothing', Outcome 11 Systemic harms. ....	194
Analysis 2.1. Comparison 2 Live aerosol influenza vaccine versus placebo or 'do nothing', Outcome 1 Influenza. ....	198
Analysis 2.2. Comparison 2 Live aerosol influenza vaccine versus placebo or 'do nothing', Outcome 2 Influenza-like illness. ....	199
Analysis 2.3. Comparison 2 Live aerosol influenza vaccine versus placebo or 'do nothing', Outcome 3 Influenza cases (clinically defined without clear definition). ....	199
Analysis 2.4. Comparison 2 Live aerosol influenza vaccine versus placebo or 'do nothing', Outcome 4 Local harms. ....	200
Analysis 2.5. Comparison 2 Live aerosol influenza vaccine versus placebo or 'do nothing', Outcome 5 Systemic harms. ....	201
Analysis 3.1. Comparison 3 Inactivated aerosol influenza vaccine versus placebo or 'do nothing', Outcome 1 Influenza. ....	203
Analysis 3.2. Comparison 3 Inactivated aerosol influenza vaccine versus placebo or 'do nothing', Outcome 2 Local harms. ....	204
Analysis 3.3. Comparison 3 Inactivated aerosol influenza vaccine versus placebo or 'do nothing', Outcome 3 Systemic harms. ..	204
Analysis 4.1. Comparison 4 Inactivated parenteral influenza vaccine versus placebo or 'do nothing' administered during pregnancy, Outcome 1 Influenza in mothers. ....	206
Analysis 4.2. Comparison 4 Inactivated parenteral influenza vaccine versus placebo or 'do nothing' administered during pregnancy, Outcome 2 Influenza-like illness in mothers. ....	206
Analysis 4.3. Comparison 4 Inactivated parenteral influenza vaccine versus placebo or 'do nothing' administered during pregnancy, Outcome 3 Influenza in newborn. ....	207
Analysis 4.4. Comparison 4 Inactivated parenteral influenza vaccine versus placebo or 'do nothing' administered during pregnancy, Outcome 4 Influenza-like illness in newborn. ....	207

Analysis 5.1. Comparison 5 Inactivated parenteral influenza vaccine versus placebo - cohort studies, Outcome 1 Seasonal inactivated vaccine effectiveness in mothers - pregnant women. ....	209
Analysis 5.2. Comparison 5 Inactivated parenteral influenza vaccine versus placebo - cohort studies, Outcome 2 Seasonal inactivated vaccine effectiveness in newborns - pregnant women. ....	209
Analysis 5.3. Comparison 5 Inactivated parenteral influenza vaccine versus placebo - cohort studies, Outcome 3 Seasonal inactivated vaccine effectiveness in newborns - pregnant women. ....	210
Analysis 5.4. Comparison 5 Inactivated parenteral influenza vaccine versus placebo - cohort studies, Outcome 4 H1N1 vaccine - safety - pregnancy-related outcomes - pregnant women. ....	210
Analysis 5.5. Comparison 5 Inactivated parenteral influenza vaccine versus placebo - cohort studies, Outcome 5 Seasonal vaccine - safety - pregnancy-related outcomes - pregnant women. ....	212
Analysis 5.6. Comparison 5 Inactivated parenteral influenza vaccine versus placebo - cohort studies, Outcome 6 Seasonal vaccine containing H1N1. ....	213
Analysis 6.1. Comparison 6 Inactivated parenteral influenza vaccine versus placebo - case-control studies, Outcome 1 Effectiveness in newborns - pregnant women (adjusted data). ....	214
Analysis 6.2. Comparison 6 Inactivated parenteral influenza vaccine versus placebo - case-control studies, Outcome 2 Seasonal vaccine safety - pregnancy-related outcomes (adjusted data). ....	215
Analysis 7.1. Comparison 7 Serious adverse events: Guillain-Barré syndrome - cohort studies, Outcome 1 Seasonal influenza vaccination and Guillain-Barré syndrome. ....	215
Analysis 8.1. Comparison 8 Serious adverse events: Guillain-Barré syndrome - case-control studies, Outcome 1 2009 to 2010 A/H1N1 - general population (unadjusted data). ....	216
Analysis 8.2. Comparison 8 Serious adverse events: Guillain-Barré syndrome - case-control studies, Outcome 2 2009 to 2010 A/H1N1 - general population (adjusted data). ....	217
Analysis 8.3. Comparison 8 Serious adverse events: Guillain-Barré syndrome - case-control studies, Outcome 3 Seasonal influenza vaccination general population (adjusted data). ....	218
Analysis 9.1. Comparison 9 Serious adverse events: demyelinating diseases (multiple sclerosis, optic neuritis) - cohort studies, Outcome 1 Influenza vaccination (seasonal) - demyelinating diseases (unadjusted data). ....	218
Analysis 9.2. Comparison 9 Serious adverse events: demyelinating diseases (multiple sclerosis, optic neuritis) - cohort studies, Outcome 2 Influenza vaccination (H1N1) - demyelinating diseases (unadjusted). ....	219
Analysis 10.1. Comparison 10 Serious adverse events: demyelinating diseases (multiple sclerosis, optic neuritis) - case-control studies, Outcome 1 Influenza vaccination (seasonal) - general population - demyelinating diseases (unadjusted data). ....	219
Analysis 10.2. Comparison 10 Serious adverse events: demyelinating diseases (multiple sclerosis, optic neuritis) - case-control studies, Outcome 2 Influenza vaccination (seasonal) - general population - multiple sclerosis (adjusted data). ....	220
Analysis 10.3. Comparison 10 Serious adverse events: demyelinating diseases (multiple sclerosis, optic neuritis) - case-control studies, Outcome 3 Influenza vaccination (seasonal) - general population - optic neuritis (adjusted data). ....	220
Analysis 11.1. Comparison 11 Serious adverse events: immune thrombocytopenic purpura - cohort studies, Outcome 1 Seasonal influenza vaccine - HR (adjusted data). ....	221
Analysis 11.2. Comparison 11 Serious adverse events: immune thrombocytopenic purpura - cohort studies, Outcome 2 Seasonal influenza vaccine (unadjusted data). ....	221
Analysis 12.1. Comparison 12 Serious adverse events: immune thrombocytopenic purpura - case-control studies, Outcome 1 Seasonal influenza vaccine - general population (adjusted data). ....	222
Analysis 12.2. Comparison 12 Serious adverse events: immune thrombocytopenic purpura - case-control studies, Outcome 2 Seasonal influenza vaccine - general population (unadjusted data). ....	223
Analysis 13.1. Comparison 13 1968 to 1969 pandemic: inactivated polyvalent parenteral influenza vaccine versus placebo, Outcome 1 Influenza-like illness. ....	224
Analysis 13.2. Comparison 13 1968 to 1969 pandemic: inactivated polyvalent parenteral influenza vaccine versus placebo, Outcome 2 Influenza. ....	225
Analysis 13.3. Comparison 13 1968 to 1969 pandemic: inactivated polyvalent parenteral influenza vaccine versus placebo, Outcome 3 Hospitalisations. ....	225
Analysis 13.4. Comparison 13 1968 to 1969 pandemic: inactivated polyvalent parenteral influenza vaccine versus placebo, Outcome 4 Pneumonia. ....	225
Analysis 14.1. Comparison 14 1968 to 1969 pandemic: inactivated monovalent parenteral influenza vaccine versus placebo, Outcome 1 Influenza-like illness. ....	227
Analysis 14.2. Comparison 14 1968 to 1969 pandemic: inactivated monovalent parenteral influenza vaccine versus placebo, Outcome 2 Influenza. ....	227
Analysis 14.3. Comparison 14 1968 to 1969 pandemic: inactivated monovalent parenteral influenza vaccine versus placebo, Outcome 3 Hospitalisations. ....	228

Analysis 14.4. Comparison 14 1968 to 1969 pandemic: inactivated monovalent parenteral influenza vaccine versus placebo, Outcome 4 Pneumonia. ....	228
Analysis 14.5. Comparison 14 1968 to 1969 pandemic: inactivated monovalent parenteral influenza vaccine versus placebo, Outcome 5 Working days lost. ....	228
Analysis 14.6. Comparison 14 1968 to 1969 pandemic: inactivated monovalent parenteral influenza vaccine versus placebo, Outcome 6 Days ill. ....	229
Analysis 15.1. Comparison 15 1968 to 1969 pandemic: inactivated polyvalent aerosol influenza vaccine versus placebo, Outcome 1 Influenza-like illness. ....	229
Analysis 16.1. Comparison 16 1968 to 1969 pandemic: inactivated monovalent aerosol influenza vaccine versus placebo, Outcome 1 Influenza-like illness. ....	230
Analysis 17.1. Comparison 17 1968 to 1969 pandemic: live aerosol influenza vaccine versus placebo, Outcome 1 Influenza cases (clinically defined without clear definition). ....	231
Analysis 17.2. Comparison 17 1968 to 1969 pandemic: live aerosol influenza vaccine versus placebo, Outcome 2 Complications (bronchitis, otitis, pneumonia). ....	232
ADDITIONAL TABLES .....	232
APPENDICES .....	235
FEEDBACK .....	250
WHAT'S NEW .....	252
HISTORY .....	252
CONTRIBUTIONS OF AUTHORS .....	254
DECLARATIONS OF INTEREST .....	254
SOURCES OF SUPPORT .....	254
DIFFERENCES BETWEEN PROTOCOL AND REVIEW .....	254
INDEX TERMS .....	254

[Intervention Review]

# Vaccines for preventing influenza in healthy adults

Vittorio Demicheli<sup>1</sup>, Tom Jefferson<sup>2</sup>, Eliana Ferroni<sup>3</sup>, Alessandro Rivetti<sup>4</sup>, Carlo Di Pietrantonj<sup>5</sup>

<sup>1</sup>Servizio Regionale di Riferimento per l'Epidemiologia, SSEpi-SeREMI, Azienda Sanitaria Locale ASL AL, Alessandria, Italy. <sup>2</sup>Centre for Evidence Based Medicine, University of Oxford, Oxford, UK. <sup>3</sup>Epidemiological System of the Veneto Region, Regional Center for Epidemiology, Veneto Region, Padova, Italy. <sup>4</sup>Dipartimento di Prevenzione - S.Pre.S.A.L, ASL CN2 Alba Bra, Alba, Italy. <sup>5</sup>Regional Epidemiology Unit SeREMI, Local Health Unit Alessandria- ASL AL, Alessandria, Italy

**Contact:** Vittorio Demicheli, Servizio Regionale di Riferimento per l'Epidemiologia, SSEpi-SeREMI, Azienda Sanitaria Locale ASL AL, Via Venezia 6, Alessandria, Piemonte, 15121, Italy. [vittorio.demicheli@libero.it](mailto:vittorio.demicheli@libero.it), [vdemicheli@aslal.it](mailto:vdemicheli@aslal.it).

**Editorial group:** Cochrane Acute Respiratory Infections Group.

**Publication status and date:** Edited (no change to conclusions), published in Issue 2, 2020.

**Citation:** Demicheli V, Jefferson T, Ferroni E, Rivetti A, Di Pietrantonj C. Vaccines for preventing influenza in healthy adults. *Cochrane Database of Systematic Reviews* 2018, Issue 2. Art. No.: CD001269. DOI: [10.1002/14651858.CD001269.pub6](https://doi.org/10.1002/14651858.CD001269.pub6).

Copyright © 2020 The Cochrane Collaboration. Published by John Wiley & Sons, Ltd.

## ABSTRACT

### Background

The consequences of influenza in adults are mainly time off work. Vaccination of pregnant women is recommended internationally. This is an update of a review published in 2014. Future updates of this review will be made only when new trials or vaccines become available. Observational data included in previous versions of the review have been retained for historical reasons but have not been updated due to their lack of influence on the review conclusions.

### Objectives

To assess the effects (efficacy, effectiveness, and harm) of vaccines against influenza in healthy adults, including pregnant women.

### Search methods

We searched the Cochrane Central Register of Controlled Trials (CENTRAL; 2016, Issue 12), MEDLINE (January 1966 to 31 December 2016), Embase (1990 to 31 December 2016), the WHO International Clinical Trials Registry Platform (ICTRP; 1 July 2017), and ClinicalTrials.gov (1 July 2017), as well as checking the bibliographies of retrieved articles.

### Selection criteria

Randomised controlled trials (RCTs) or quasi-RCTs comparing influenza vaccines with placebo or no intervention in naturally occurring influenza in healthy individuals aged 16 to 65 years. Previous versions of this review included observational comparative studies assessing serious and rare harms cohort and case-control studies. Due to the uncertain quality of observational (i.e. non-randomised) studies and their lack of influence on the review conclusions, we decided to update only randomised evidence. The searches for observational comparative studies are no longer updated.

### Data collection and analysis

Two review authors independently assessed trial quality and extracted data. We rated certainty of evidence for key outcomes (influenza, influenza-like illness (ILI), hospitalisation, and adverse effects) using GRADE.

### Main results

We included 52 clinical trials of over 80,000 people assessing the safety and effectiveness of influenza vaccines. We have presented findings from 25 studies comparing inactivated parenteral influenza vaccine against placebo or do-nothing control groups as the most relevant to decision-making. The studies were conducted over single influenza seasons in North America, South America, and Europe between 1969 and 2009. We did not consider studies at high risk of bias to influence the results of our outcomes except for hospitalisation.

### Vaccines for preventing influenza in healthy adults (Review)

Copyright © 2020 The Cochrane Collaboration. Published by John Wiley & Sons, Ltd.

Inactivated influenza vaccines probably reduce influenza in healthy adults from 2.3% without vaccination to 0.9% (risk ratio (RR) 0.41, 95% confidence interval (CI) 0.36 to 0.47; 71,221 participants; moderate-certainty evidence), and they probably reduce ILI from 21.5% to 18.1% (RR 0.84, 95% CI 0.75 to 0.95; 25,795 participants; moderate-certainty evidence; 71 healthy adults need to be vaccinated to prevent one of them experiencing influenza, and 29 healthy adults need to be vaccinated to prevent one of them experiencing an ILI). The difference between the two number needed to vaccinate (NNV) values depends on the different incidence of ILI and confirmed influenza among the study populations. Vaccination may lead to a small reduction in the risk of hospitalisation in healthy adults, from 14.7% to 14.1%, but the CI is wide and does not rule out a large benefit (RR 0.96, 95% CI 0.85 to 1.08; 11,924 participants; low-certainty evidence). Vaccines may lead to little or no small reduction in days off work (-0.04 days, 95% CI -0.14 days to 0.06; low-certainty evidence). Inactivated vaccines cause an increase in fever from 1.5% to 2.3%.

We identified one RCT and one controlled clinical trial assessing the effects of vaccination in pregnant women. The efficacy of inactivated vaccine containing pH1N1 against influenza was 50% (95% CI 14% to 71%) in mothers (NNV 55), and 49% (95% CI 12% to 70%) in infants up to 24 weeks (NNV 56). No data were available on efficacy against seasonal influenza during pregnancy. Evidence from observational studies showed effectiveness of influenza vaccines against ILI in pregnant women to be 24% (95% CI 11% to 36%, NNV 94), and against influenza in newborns from vaccinated women to be 41% (95% CI 6% to 63%, NNV 27).

Live aerosol vaccines have an overall effectiveness corresponding to an NNV of 46. The performance of one- or two-dose whole-virion 1968 to 1969 pandemic vaccines was higher (NNV 16) against ILI and (NNV 35) against influenza. There was limited impact on hospitalisations in the 1968 to 1969 pandemic (NNV 94). The administration of both seasonal and 2009 pandemic vaccines during pregnancy had no significant effect on abortion or neonatal death, but this was based on observational data sets.

### Authors' conclusions

Healthy adults who receive inactivated parenteral influenza vaccine rather than no vaccine probably experience less influenza, from just over 2% to just under 1% (moderate-certainty evidence). They also probably experience less ILI following vaccination, but the degree of benefit when expressed in absolute terms varied across different settings. Variation in protection against ILI may be due in part to inconsistent symptom classification. Certainty of evidence for the small reductions in hospitalisations and time off work is low. Protection against influenza and ILI in mothers and newborns was smaller than the effects seen in other populations considered in this review.

Vaccines increase the risk of a number of adverse events, including a small increase in fever, but rates of nausea and vomiting are uncertain. The protective effect of vaccination in pregnant women and newborns is also very modest. We did not find any evidence of an association between influenza vaccination and serious adverse events in the comparative studies considered in this review. Fifteen included RCTs were industry funded (29%).

## PLAIN LANGUAGE SUMMARY

### Vaccines to prevent influenza in healthy adults

#### Review aim

The aim of this Cochrane Review, first published in 1999, was to summarise research that looks at the effects of immunising healthy adults with influenza vaccines during influenza seasons. We used information from randomised trials comparing vaccines with dummy vaccines or nothing. We focused on the results of studies looking at vaccines based on inactivated influenza viruses, which are developed by killing the influenza virus with a chemical and are given by injection through the skin. We evaluated the effects of vaccines on reducing the number of adults with confirmed influenza and the number of adults who had influenza-like symptoms such as headache, high temperature, cough, and muscle pain (influenza-like illness, or ILI). We also evaluated hospital admission and harms arising from the vaccines. Observational data included in previous versions of the review have been retained for historical reasons but have not been updated due to their lack of influence on the review conclusions.

#### What was studied in this review?

Over 200 viruses cause ILI, which produces the same symptoms (fever, headache, aches, pains, cough, and runny nose) as influenza. Without laboratory tests, doctors cannot distinguish between ILI and influenza because both last for days and rarely cause serious illness or death. The types of virus contained in influenza vaccines are usually those that are expected to circulate in the following influenza seasons, according to recommendations of the World Health Organization (seasonal vaccine). Pandemic vaccine contains only the virus strain that is responsible of the pandemic (i.e. the type A H1N1 for the 2009 to 2010 pandemic).

#### Main results

We found 52 clinical trials of over 80,000 adults. We were unable to determine the impact of bias on about 70% of the included studies due to insufficient reporting of details. Around 15% of the included studies were well designed and conducted. We focused on reporting of results from 25 studies that looked at inactivated vaccines. Injected influenza vaccines probably have a small protective effect against influenza and ILI (moderate-certainty evidence), as 71 people would need to be vaccinated to avoid one influenza case, and 29 would need

to be vaccinated to avoid one case of ILI. Vaccination may have little or no appreciable effect on hospitalisations (low-certainty evidence) or number of working days lost.

We were uncertain of the protection provided to pregnant women against ILI and influenza by the inactivated influenza vaccine, or this was at least very limited.

The administration of seasonal vaccines during pregnancy showed no significant effect on abortion or neonatal death, but the evidence set was observational.

### **Key messages**

Inactivated vaccines can reduce the proportion of healthy adults (including pregnant women) who have influenza and ILI, but their impact is modest. We are uncertain about the effects of inactivated vaccines on working days lost or serious complications of influenza during influenza season.

### **How up to date is this review?**

The evidence is current to 31 December 2016.

## SUMMARY OF FINDINGS

### Summary of findings for the main comparison. Inactivated parenteral influenza vaccine compared to placebo or 'do nothing' for preventing influenza in healthy adults

#### Inactivated parenteral influenza vaccine compared to placebo or 'do nothing' for preventing influenza in healthy adults

**Patient or population:** healthy adults

**Setting:** community-based studies in North America, South America, and Europe (1969 to 2009)

**Intervention:** inactivated parenteral influenza vaccine

**Comparison:** placebo or 'do nothing'

Outcomes	Anticipated absolute effects* (95% CI)		Relative effect (95% CI)	N° of participants (studies)	Quality of the evidence (GRADE)	Comments
	Risk with placebo or 'do nothing'	Risk with inactivated parenteral influenza vaccine				
<b>Influenza</b> assessed by laboratory confirmation  Timing of assessment: most studies tested vaccines over a single influenza season	Study population <sup>1</sup>		RR 0.41 (0.36 to 0.47)	71,221 (25 RCTs)	⊕⊕⊕⊖ MODERATE <sup>2 3</sup>	
	23 per 1000	9 per 1000 (8 to 11)				
<b>Influenza-like illness</b> assessed by subjective report  Timing of assessment: most studies tested vaccines over a single influenza season	Low <sup>1</sup>		RR 0.84 (0.75 to 0.95)	25,795 (16 RCTs)	⊕⊕⊕⊖ MODERATE <sup>2 4</sup>	
	40 per 1000	34 per 1000 (30 to 38)				
	Moderate					
	215 per 1000	181 per 1000 (161 to 205)				
	High					
910 per 1000	764 per 1000 (683 to 864)					
<b>Hospitalisations</b>  Timing of assessment: single influenza season	Study population <sup>1</sup>		RR 0.96 (0.85 to 1.08)	11,924 (3 RCTs)	⊕⊕⊖⊖ LOW <sup>5 6</sup>	
	147 per 1000	141 per 1000 (125 to 158)				



<b>Time off work</b>	Study population <sup>1</sup>		NA	3726	⊕⊕○○ LOW <sup>7 8</sup>
Timing of assessment: single influenza season	Average number of days lost per person ranged from 0.2 to 2 days over the season.	Average reduction in working days lost following vaccination was 0.04 days fewer (0.14 fewer to 0.06 days more)		(4 RCTs)	
<b>Fever</b>	Study population <sup>1</sup>		RR 1.55 (1.26 to 1.91)	23,850 (13 RCTs)	⊕⊕⊕⊕ HIGH
assessed by subjective report	15 per 1000	23 per 1000 (19 to 28)			
Timing of assessment: single influenza season					
<b>Nausea or vomiting</b>	Study population <sup>1</sup>		RR 1.80 (0.65 to 5.04)	6315 (4 RCTs)	⊕⊕○○ LOW <sup>6 7</sup>
assessed by subjective report	37 per 1000	66 per 1000 (24 to 185)			
Timing of assessment: single influenza season					

\***The risk in the intervention group** (and its 95% confidence interval) is based on the assumed risk in the comparison group and the **relative effect** of the intervention (and its 95% CI).

**CI:** confidence interval; **NA:** not applicable; **RCT:** randomised controlled trial; **RR:** risk ratio

#### GRADE Working Group grades of evidence

**High quality:** We are very confident that the true effect lies close to that of the estimate of the effect.

**Moderate quality:** We are moderately confident in the effect estimate: the true effect is likely to be close to the estimate of the effect, but there is a possibility that it is substantially different.

**Low quality:** Our confidence in the effect estimate is limited: the true effect may be substantially different from the estimate of the effect.

**Very low quality:** We have very little confidence in the effect estimate: the true effect is likely to be substantially different from the estimate of effect.

<sup>1</sup>Control group risk calculated as the sum of events over total sample size from the control groups. For the outcome of influenza-like illness, control group risk was stratified as low, moderate (or median), and high due to variation in risk groups across the studies. For the remaining outcomes, the control group risk was taken as aggregate.

<sup>2</sup>Sensitivity analysis by excluding studies with two or more domains at unclear risk of bias did not meaningfully alter the direction, size, or precision of effect. We are confident that bias is unlikely to exaggerate the intervention effect because the absolute reduction in influenza and relative reduction in the risk of influenza-like illness are small with vaccination.

<sup>3</sup>Downgraded one level due to serious indirectness. Uncertainty over definition, surveillance and testing of influenza in older trials.

<sup>4</sup>Downgraded one level for serious inconsistency. There is discordance between the direction and size of effects across the studies. Different definitions of influenza-like illness across the studies could explain why there is variation in the event rates across the control arms.

<sup>5</sup>Downgraded one level due to serious risk of bias. Meta-analysis heavily influenced by a large study with high risk of bias across several domains.

<sup>6</sup>Downgraded one level due to serious imprecision. Confidence interval includes meaningful reduction and increase in effect.

<sup>7</sup>Downgraded one level due to serious risk of bias. Effect is influenced by studies judged to be at unclear risk of bias.

<sup>8</sup>Downgraded one level due to serious inconsistency. Direction and magnitude of effect differed across the studies ( $I^2 = 82\%$ ). Wide confidence interval reflects the range of study effect sizes.

## BACKGROUND

### Description of the condition

Viral respiratory disease imposes a heavy burden on society. The majority of viral respiratory disease (influenza-like illness (ILI)) is caused by many different agents that are not clinically distinguishable from one another. A variable proportion of ILI (7% to 15% on average) is caused by influenza viruses and is known as influenza (Jefferson 2009a).

Influenza is an acute respiratory infection caused by a virus of the *Orthomyxoviridae* family. Three serotypes are known (A, B, and C). Influenza causes an acute febrile illness with myalgia, headache, and cough. Although the median duration of the acute illness is three days, cough and malaise can persist for weeks. Complications of influenza include otitis media, pneumonia, secondary bacterial pneumonia, exacerbations of chronic respiratory disease, and bronchiolitis in children. Additionally, influenza can cause a range of non-respiratory complications, including febrile convulsions, Reye's syndrome, and myocarditis (Treanor 2016; Wiselka 1994). Efforts to prevent or minimise the impact of seasonal influenza in the second part of the 20th century were centred on the use of vaccines. Due to the yearly changes in viral antigenic configuration and the lack of carry-over protection from year to year, a new vaccination campaign needs to be organised annually, with a huge scientific and logistic effort to ensure production and delivery of the vaccines.

### Description of the intervention

There are currently three types of influenza vaccines:

1. whole-virion vaccines, which consist of complete viruses that have been 'killed' or inactivated, so that they are not infectious but retain their strain-specific antigenic properties;
2. subunit vaccines, which are made of surface antigens (H and N) only; and
3. split-virion vaccines, in which the viral structure is broken up by a disrupting agent.

These vaccines contain both surface and internal antigens. In addition, a variety of non-European manufacturers produce live attenuated vaccines. Whole-virion vaccines are traditionally thought to be less well tolerated due to the presence of a lipid stratum on the surface of the viral particles (a remnant of the host cell membrane coating the virion, when budding from the host cell).

The US Food and Drug Administration (FDA) recently approved a new recombinant vaccine (Flublok) consisting of purified haemagglutinin proteins produced in insect cells for use in adults aged between 18 and 49 years with a known history of egg allergy (ACIP 2015).

Influenza vaccines are produced worldwide. Periodic antigenic drifts and shifts pose problems for vaccine production and procurement, as a new vaccine closely matching the circulating antigenic configuration must be produced and procured for the beginning of each new influenza 'season'. To achieve this, the World Health Organization (WHO) has established a worldwide surveillance system, allowing the identification and isolation of viral strains circulating the different parts of the globe. Sentinel practices recover viral particles from the nasopharynx of patients

with influenza-like symptoms, and the samples are sent swiftly to the laboratories of the national influenza centres (110 laboratories in 79 countries). When new strains are detected, the samples are sent to one of the four WHO reference centres (London, Atlanta, Tokyo, and Melbourne) for antigenic analysis. Information on the circulating strain is then sent to the WHO, which in February of each year recommends through a committee the strains to be included in the vaccine for the forthcoming 'season'. Individual governments may or may not follow the WHO recommendations. Australia, New Zealand, and more recently South Africa have followed their own recommendations for vaccine content. Surveillance and early identification thus play a central part in the composition of the vaccine.

### How the intervention might work

Vaccines work by simulating an infection and stimulating the body to produce antibodies against the threat and activate other defence mechanisms. Every vaccination campaign has stated aims against which the effects of the campaign must be measured. Perhaps the most detailed document presenting the rationale for a comprehensive preventive programme was that by the US Advisory Committee on Immunization Practice (ACIP), published in 2006 (ACIP 2006). The document identified 11 categories of people at high risk of complications from influenza, among which are healthy adults 50 to 65 years of age and healthcare workers. The rationale for policy choices rests on the heavy burden that influenza imposes on the populations and on the benefits accruing from vaccinating them. Reductions in cases and complications (such as excess hospitalisations, absence from work, mortality, and healthcare contacts) and the interruption of transmission are the principal arguments for extending vaccination to healthy adults aged 50 to 65 years (ACIP 2006).

The ACIP 2015 document update recommends routine vaccination for all people aged six months and older without contraindications. It underlines the importance of focusing vaccination efforts, when vaccination supplies are limited, on healthy adults who are at increased risk of developing severe complications from influenza, such as:

- people aged 50 years or over;
- women who are or who will be pregnant during the influenza season;
- healthcare personnel;
- household contacts and caregivers of children aged below five years and adults aged 50 years or over, with particular emphasis on vaccinating contacts of children younger than six months of age; and
- household contacts and caregivers of people with medical conditions that put them at higher risk of severe complications from influenza (ACIP 2010; ACIP 2015; Grohskopf 2016).

Pregnant women are included among priority recipients for seasonal influenza immunisation in many countries due to the risk of influenza-associated morbidity during pregnancy and the possible adverse neonatal outcomes associated with maternal influenza infections (AIH 2013; DoH 2015; NACI 2014; STIKO 2010), and based on evidence that vaccination of pregnant women protects their newborns from influenza and influenza-related hospitalisations (NACI 2014).

Inactivated influenza vaccine may be administered at any stage of pregnancy, whereas live vaccine is not licensed for use during pregnancy as the available data about safety and efficacy in mothers and babies are very limited (ACIP 2010; DoH 2015).

The European Medicines Agency (EMA) recently made changes to the registration of seasonal, pre-pandemic, and pandemic influenza vaccines (EMA 2014; Wijnans 2016). The changes were introduced in 2014, triggered by the realisation that antibody responses are not sufficient predictors of field protection, as our reviews have consistently shown over the years. Most of the data for influenza vaccines included in our reviews are from registered vaccines, and yet the field protection afforded is modest or negligible. In addition, the methods of standardisation of antibody titres were lacking. The new rules for adults and the elderly require demonstration of non-inferiority of antibody response (immunogenicity) by a candidate seasonal influenza vaccine compared to an established one. In addition, whenever a demonstration of clinical efficacy is necessary (see Appendix 1), the EMA encourages minimisation of the use of placebo and encourages the use of active controls (such a non-influenza vaccines) with ILI (and relevant polymerase chain reaction (PCR) results) as a primary endpoint. Clinical effectiveness should be tested by carrying out (preferably prospective) cohort studies or nested so-called test-negative case-control studies following the European Centre for Disease Prevention and Control (ECDC) protocol (Kissling 2009a; Kissling 2009b).

Harms surveillance is now required with a follow-up of at least six months duration and in the general elderly population a database of at least 3000 people exposed to the vaccine. Enhanced vaccine vigilance data should be collected as soon as possible at the beginning of the vaccination campaign each year.

### Why it is important to do this review

Due to the unique production cycle of influenza vaccines (they are tested using surrogate outcomes - antibody stimulation - ahead of each influenza 'season'), past performance is probably the only reliable way to predict future performance.

An accurate assessment of the effects (efficacy, effectiveness, and safety profile) of influenza vaccines is essential to allow rational choice between alternative strategies. This review with its two companion reviews, Demicheli 2014 and Jefferson 2012, are long-running reviews. They are among the most consistently accessed in the Cochrane Database of Systematic Reviews, confirming the importance of the topic and interest in it. Periodic updates, some stretching back almost two decades, have allowed us to include an increasing number of studies on the effects of influenza vaccines and monitor their impact on our reviews (Table 1).

The reviews are not methodologically homogeneous, as their methods reflect the history and development of Cochrane Reviews. In particular, the inclusion of observational studies, which was initially favoured for the assessment of harms, has been a source of discussion. In this review, randomised evidence represents 44% of studies considered. To enhance the relevance of the review to decision-makers, in the Jefferson 2007 update, we included comparative non-randomised studies reporting evidence of serious or rare harms (or both).

Historically, observational studies have been of poor methodological quality, often reporting conflicting or paradoxical results, preventing the drawing of firm conclusions. However, inclusion of particular study types and increasing size of the data sets has not led to a change in the conclusion of the reviews, while leading to a greatly increased workload. This is the main reason why the authors, the review group, and the Cochrane editors have decided to stabilise all three reviews, that is not to carry out routine updates of the observational data set and update the randomised data set if certain conditions are fulfilled in the future.

For the same reason we have retained the observational content of this review and its companions as historical evidence of the life cycle of the reviews.

Since the 2014 update of this review (Jefferson 2014), we have included evidence about influenza vaccination in pregnant women and newborns.

We plan to update the randomised evidence in this review if any or all of these conditions are fulfilled in the future:

- a trial assessing the clinical effects of the evolution of current technologies becomes available;
- a new type of vaccine is developed; or
- a new credible causal paradigm for influenza is formulated.

For an overview of the three reviews, see the covering editorial at <https://community.cochrane.org/news/why-have-three-long-running-cochrane-reviews-influenza-vaccines-been-stabilised>.

## OBJECTIVES

To assess the effects (efficacy, effectiveness, and harm) of vaccines against influenza in healthy adults, including pregnant women.

We defined 'effects' as follows:

1. efficacy as the capacity of the vaccines to prevent influenza A or B and its complications;
2. effectiveness as the capacity of the vaccines to prevent influenza-like illness and its consequences; and
3. harm as any harmful event potentially associated with exposure to influenza vaccines.

## METHODS

### Criteria for considering studies for this review

#### Types of studies

Any randomised controlled trial (RCT) or quasi-RCT comparing influenza vaccines in humans with placebo or no intervention, or comparing types, doses, or schedules of influenza vaccine. We only considered studies assessing protection from exposure to naturally occurring influenza.

To enhance the relevance of the review to decision-makers, in the Jefferson 2007 update, we included comparative non-randomised studies if they reported evidence on the association between influenza vaccines and serious adverse effects, such as Guillain-Barré syndrome or oculo-respiratory syndromes, or if they reported effectiveness or efficacy data for vaccine administration during pregnancy.

We defined as RCTs studies in which it appeared that the individuals (or other experimental units) included in the study were definitely or possibly assigned prospectively to one of two (or more) alternative forms of health care using random allocation. A study was quasi-randomised when it appeared that the individuals (or other experimental units) followed in the study were definitely or possibly assigned prospectively to one of two (or more) alternative forms of health care using some quasi-random method of allocation (such as by alternation, date of birth, or case record number).

### Types of participants

Healthy individuals aged 16 to 65 years, irrespective of influenza immune status. We excluded studies considering more than 25% of individuals outside this age range. We also included pregnant women together with their newborns.

### Types of interventions

Live, attenuated, or killed vaccines, or fractions thereof, administered by any route, irrespective of antigenic configuration.

### Types of outcome measures

#### Primary outcomes

##### Clinical

1. Numbers and seriousness (complications and working days lost) of symptomatic influenza and influenza-like illness (ILI) cases occurring in vaccine and placebo groups.

##### Harms

1. Number and seriousness of adverse effects (systemic and severe). Systemic adverse effects included cases of malaise, nausea, fever, arthralgia, rash, headache and more generalised and serious signs, such as neurological harms.
2. Maternal outcomes and outcomes related to the course of pregnancy. These included abortion (spontaneous, internal, foetal death, and stillbirth), preterm birth (less than 37 weeks), and maternal death.
3. Neonatal outcomes: congenital malformations (minor and major), neonatal death.

#### Secondary outcomes

1. Local adverse effects including induration, soreness, and redness at the site of inoculation.

### Search methods for identification of studies

#### Electronic searches

We searched the Cochrane Central Register of Controlled Trials (CENTRAL; 2016, Issue 12) searched 31 December 2016 via the Cochrane Library), which contains the Cochrane Acute Respiratory Infections Group's Specialised Register; MEDLINE (PubMed) (January 1966 to 31 December 2016); Embase (Elsevier) (1990 to 31 December 2016); WHO International Clinical Trials Registry Platform (ICTRP; [www.who.int/ictrp/en](http://www.who.int/ictrp/en), 1 July 2017); and ClinicalTrials.gov ([www.clinicaltrials.gov](http://www.clinicaltrials.gov), 1 July 2017). See [Appendix 2](#) for the search strategies used to identify trials.

See [Appendix 3](#) for search strategies used prior to this 2017 update to identify observational studies. See [Appendix 4](#) for strategies used

in the 2010 update, and [Appendix 5](#) for the MEDLINE search strategy used in 2004.

### Searching other resources

In order to identify further trials, we read the bibliographies of retrieved articles and handsearched the journal *Vaccine* from its first issue to the end of 2009. The results of the handsearches are included in CENTRAL. In order to locate unpublished trials for the first edition of this review, we wrote to manufacturers and first or corresponding trial authors of studies in the review.

### Data collection and analysis

#### Selection of studies

Two review authors (AR, CDP) independently excluded all initially identified and retrieved articles not fulfilling the inclusion criteria. In the case of disagreement, one review author (VD) acted as arbitrator. We recorded the selection process in sufficient detail to complete a PRISMA flow diagram and 'Characteristics of excluded studies' table ([Moher 2009](#)).

#### Data extraction and management

Two review authors (AR, CDP) performed data extraction using a data extraction form ([Appendix 6](#)). We checked and entered the data into Review Manager 5 software ([RevMan 2014](#)). We extracted data on the following:

- methodological quality of studies;
- study design ([Appendix 7](#));
- description of setting;
- characteristics of participants;
- description of vaccines (content and antigenic match);
- description of outcomes;
- publication status;
- date of study;
- location of study.

One review author (CDP) carried out statistical analyses.

We assumed an ILI case (specific definition) to be the same as a 'flu-like illness' according to a predefined list of symptoms (such as the Centers for Disease Control and Prevention (CDC) case definition for surveillance) or 'upper respiratory illness' according to a predefined list of symptoms.

The laboratory confirmations of influenza cases we found were:

1. virus isolation from culture;
2. four-fold antibody increase (haemagglutinin) in acute- or convalescent-phase sera;
3. four-fold antibody increase (haemagglutinin) in postvaccination- or postepidemic-phase sera.

#### Assessment of risk of bias in included studies

##### Experimental studies (trials)

Two review authors (CDP, AR) independently assessed the methodological quality of the included studies using criteria from the *Cochrane Handbook for Systematic Reviews of Interventions* ([Higgins 2011](#)). In case of disagreement, one review author (VD) acted as arbitrator in assigning quality judgements.

We classified studies according to the following key domains for assessing risk of bias (Higgins 2011).

#### Random sequence generation

- Low risk of bias: e.g. a table of random numbers or computer-generated random numbers.
- High risk of bias: e.g. alternation, date of birth, day of the week, or case record number.
- Unclear risk of bias: if insufficient information was provided.

#### Allocation concealment

- Low risk of bias: e.g. numbered or coded identical containers were administered sequentially; an onsite computer system that could only be accessed after entering the characteristics of an enrolled participant; or serially numbered, opaque, sealed envelopes, or sealed envelopes that were not sequentially numbered.
- High risk of bias: e.g. an open table of random numbers.
- Unclear risk of bias: if insufficient information was provided.

#### Blinding

- Low risk of bias: if adequate double-blinding (e.g. placebo vaccine) or single-blinding (i.e. blinded outcome assessment) was used.
- High risk of bias: if there was no blinding.
- Unclear risk of bias: if insufficient information was provided.

#### Incomplete outcome data

Number of losses to follow-up:

- Low risk of bias: no missing data or the proportion of missing data compared with the observed event risk was not enough to have a clinically relevant impact on the intervention effect estimate.
- High risk of bias: when the proportion of missing data compared with observed event risk was large enough to induce clinically relevant bias in the intervention effect estimate.
- Unclear risk of bias: if insufficient information was provided.

#### Non-experimental studies

We carried out quality assessment of non-randomised studies in relation to the presence of potential confounders, which could make interpretation of the results difficult. We evaluated the quality of case-control (prospective and retrospective) and cohort studies using the appropriate Newcastle-Ottawa Scales (NOS) (Appendix 8).

Using quality at the analysis stage as a means of interpreting the results, we assigned 'Risk of bias' categories (Higgins 2011):

- Low risk of bias: plausible bias unlikely to seriously alter the results.
- Unclear risk of bias: plausible bias that raises some doubt about the results.
- High risk of bias: plausible bias that seriously weakens confidence in the results.

#### Measures of treatment effect

We used the risk ratio (RR) and its 95% confidence interval (CI) as the summary measure. We calculated vaccine efficacy (or effectiveness) as  $VE = 1 - RR$ , expressed as a percentage, for cohort and RCT/controlled clinical trial (CCT) studies. For case-control studies we adopted an odds ratio (OR) with 95% CIs.

To enhance relevance to everyday practice, we also expressed the summary measure of the most reliable and significant comparisons (those from RCTs with influenza cases as an outcome by age group) as a risk difference (RD). This is a measure of absolute efficacy of the vaccines, which incorporates significant information such as the incidence in the control arm and allows the calculation of its reciprocal, the number needed to treat for an additional beneficial outcome (NNTB), or in this case, the number needed to vaccinate (NNV).

The NNV expresses the number of children needed to be vaccinated to prevent one case of influenza. The NNV can be computed as  $1/RD$ . Since meta-analysis estimates from RD are affected by statistical heterogeneity, we preferred to compute the NNV from the RD between assumed and corresponding risks. We used aggregate or median of the control group risks, giving a formula of:  $1/(\text{control event rate} - CER \cdot RR)$ .

We conducted quantitative synthesis of the evidence from observational studies using adjusted estimates, when these were available; in some cases we also used original data (unadjusted data) in order to compare meta-analysis results from adjusted and unadjusted estimates.

We calculated hospital admission rates as the proportion of cases hospitalised for respiratory causes. We considered complications as the proportion of cases complicated by bronchitis, pneumonia, or otitis. We also considered working days lost due to episodes of sickness absence regardless of cause. Only five trials used working days lost as an outcome measure, of which four trials measured the work absence in terms of the difference in the average number of days lost in two arms of the trial (Analysis 1.7). These studies presented a standard error value measured accordingly. The remainder expressed work absence in terms of rate ratio, which does not allow the recalculation of the correct estimate of the standard error (aa Nichol 1999a). We therefore excluded this study from the pooled analysis.

We presented local symptoms separately from systemic symptoms. We have considered individual harms in the analysis, as well as a combined endpoint (any or highest symptom). We used all data included in the analysis as presented by the authors in the primary study, regardless of the number of dropouts. We decided on this approach (complete-case scenario) because the majority of the included studies did not attempt to use an intention-to-treat analysis or mention the reasons for the loss to follow-up, and they did not contain detailed information to allow estimations of the real number of participants.

#### Unit of analysis issues

Several trials included more than one active vaccine arm. Where several active arms from the same trial were included in the same analysis, we split the placebo group equally between the different arms, so that the total number of participants in a single analysis did not exceed the actual number in the trials.

We found four different definitions of the 'epidemic period'.

1. Interval between the first and the last virus isolation in the community.
2. Interval during which the influenza virus was recovered from more than a stated percentage of ill participants.
3. Period during which an increase of respiratory illness of more than a stated percentage was recorded.
4. Winter period, taken as a proxy for the epidemic period.

We included data regardless of the definition of epidemic period used in the primary study. When data were presented for the epidemic period and the entire follow-up period, we considered those that occurred during the former.

### Dealing with missing data

For the first publication of this review (Demicheli 1999), we wrote to the trial authors and manufacturers to identify possible unpublished studies and missing data. The response was disappointing, and we desisted from any further attempts. Our analysis relies on existing data. Whenever possible we used the intention-to-treat population.

### Assessment of heterogeneity

We calculated the  $I^2$  statistic for each pooled estimate to assess the impact on statistical heterogeneity. The  $I^2$  statistic can be interpreted as the proportion of total variation among effect estimates that is due to heterogeneity rather than sampling error, and it is intrinsically independent from the number of studies. When the  $I^2$  statistic is less than 30%, there is little concern about statistical heterogeneity (Higgins 2011). We used random-effects models throughout to take into account the between-study variance in our findings (Higgins 2011). Variance is to be expected in influenza vaccine trials, as there are unpredictable systematic differences between trials regarding the circulating strains, degree of antigenic matching of the vaccine, type of vaccine, and the levels of immunity presented by different populations in different settings. Not all studies reported sufficient details to enable a full analysis of the sources of heterogeneity, but we were able to take into account vaccine matching and circulating strain.

### Assessment of reporting biases

Due to the limited number of studies in each comparison or subgroup, assessment of publication bias was not applicable, since the evidence presented in this review originated mainly from published data. For this reason, our results could be affected by publication bias.

The overall quality of the retrieved studies was poor and was affected by poor reporting or limited descriptions of the studies' designs. A detailed description is provided in the [Risk of bias in included studies](#) section of the review.

The main problems with influenza vaccine studies are their poor quality and discrepancies between the data presented, their conclusions, and the authors' recommendations.

### Data synthesis

We calculated all meta-analyses using a random-effects model due to expected variation in the efficacy and effectiveness of viral strain

matching, and seasonal variation in virulence of the circulating influenza virus. We summarised evidence from non-randomised studies (cohort and case-control) according to Higgins 2011.

### Subgroup analysis and investigation of heterogeneity

We carried out subgroup analyses according to the degree of matching with that year's World Health Organization (WHO) recommended content and with circulating viruses ("WHO recommended and matching" when known). WHO recommendations on the content of vaccines have been published since 1973. Different dosages and schedules of the vaccine and the presence of different adjuvants were not compared. We pooled data from the arms of trials comparing only vaccine composition or dosage in the analysis. We checked compliance of the study vaccine with the official antigenic content and potency recommendations by reviewing the WHO records whenever possible. In case of uncertainty due to ambiguity in the wording used (in the oldest trials), we took into account the opinion given by the trial authors. We classified the compliance of a live attenuated vaccine with the recommendations according to the antigenic comparability of the wild strains.

Since the degree of matching between vaccine and circulating strains could affect the effectiveness/efficacy of the vaccine, we analysed the data in separate subgroups according to this parameter. For serious adverse events, whenever possible we analysed data from pregnant women and the general population in separate subgroups. When case-control studies reported safety outcomes, whenever possible we performed analyses in separate subgroups according to time since exposure. Finally, we carried out a separate analysis of trials carried out during the 1968 to 1969 (H3N2) pandemic and the 2009 to 2010 (H1N1) pandemic.

### Sensitivity analysis

As it was not possible to identify all sources of heterogeneity, we decided to carry out a sensitivity analysis by applying fixed-effect and random-effects models to assess the impact of heterogeneity on our results. In order to assess the robustness of our conclusions, we performed a sensitivity analysis by excluding studies judged to be at high risk of bias for one domain or unclear risk of bias for two or more domains. We restricted sensitivity analyses to [Summary of findings for the main comparison](#) outcomes (see below). Historical versions of this review compared the results from the crude data with those from the adjusted data from observational studies (historical versions of this review only).

### GRADE and 'Summary of findings' table

We restricted our focus in the 'Summary of findings' tables to the comparison of inactivated parenteral influenza vaccine with placebo or do nothing, which we regarded as the most commonly adopted strategy. We created a [Summary of findings for the main comparison](#) using the following outcomes: ILI, influenza, hospitalisations, time off work, fever, and nausea/vomiting. We used the five GRADE considerations (study limitations, consistency of effect, imprecision, indirectness, and publication bias) to assess the quality of a body of evidence as it relates to the studies that contribute data to the meta-analyses for the prespecified outcomes (Atkins 2004). We used methods and recommendations described in Section 8.5 and Chapter 12 of the *Cochrane Handbook for Systematic Reviews of Interventions* (Higgins 2011), employing GRADEpro GDT software (GRADEpro GDT 2014). We used the results

from randomised studies and justified all decisions to down- or upgrade the quality of studies using footnotes, making comments to aid the reader's understanding of the review where necessary.

## RESULTS

### Description of studies

#### Results of the search

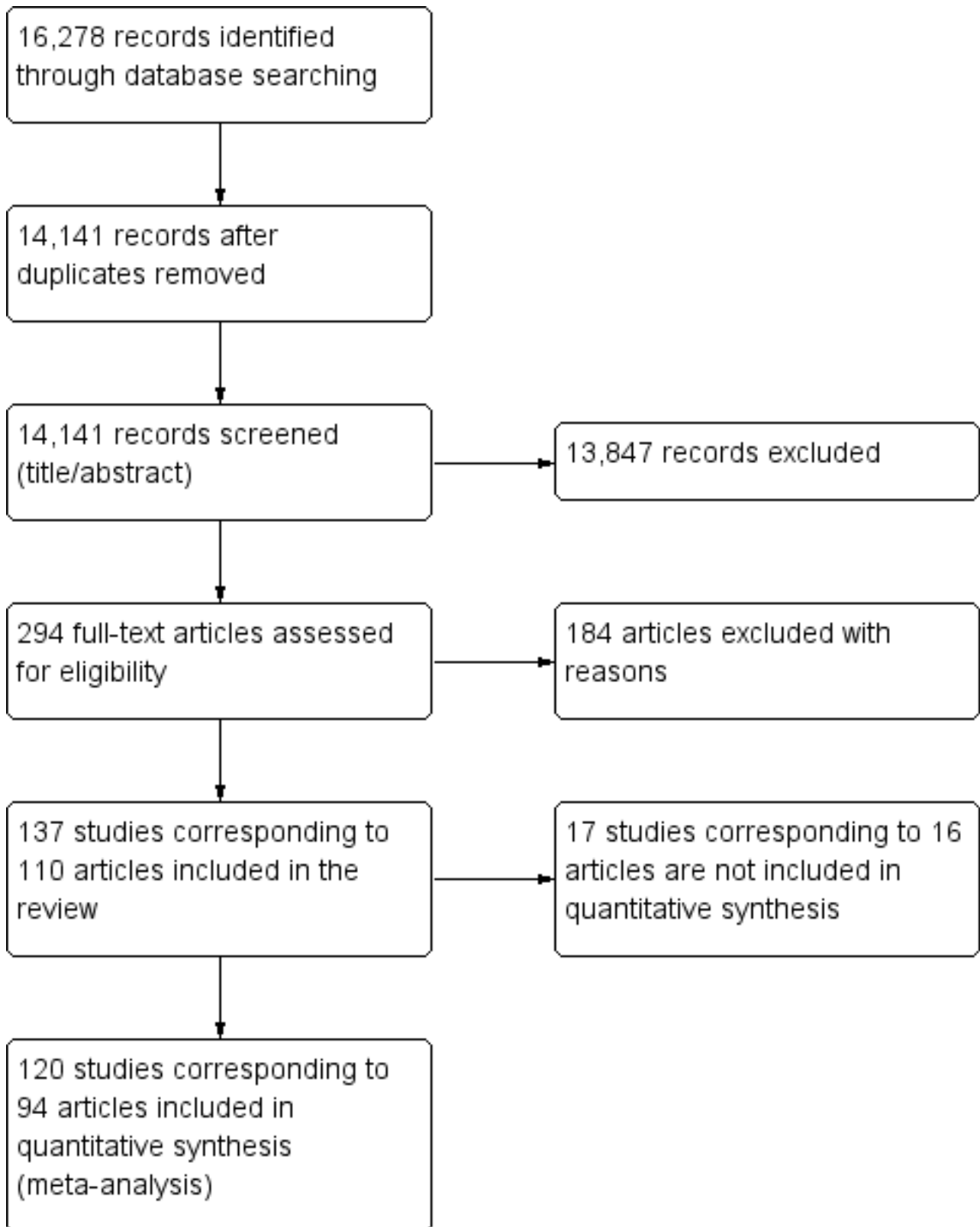
The first publication of this review contained 20 trials ([Demicheli 1999](#)). In the second publication we included five additional trials ([Demicheli 2004](#)), and the third publication included 48 trials in total ([Jefferson 2007](#)). The fourth published update, [Jefferson 2010](#), included two new trials ([aa Beran 2009a](#); [aa Beran 2009b](#)), and excluded three new trials ([Belongia 2009](#); [Chou 2007](#); [Khazeni 2009](#)). The fourth update included 41 new study reports and excluded 63 new trials ([Jefferson 2014](#)). In this 2016 update we have included 20 new studies, excluded 21 new trials, and added two further trials (three data sets). One was newly identified ([aa Mc Bride 2016a](#); [aa Mc Bride 2016b](#)), and one was included from the 'awaiting assessment' category ([aa Treanor 2011](#)).

Some of the included studies had more than two arms, comparing different vaccines, routes of administration, schedules, or dosages, or reported data from different settings and epidemic seasons. We split these studies into substudies (data sets). For the remainder of this review, the term 'study report' refers to the original study report, while the word 'data set' refers to the substudy; these substudies could refer either to different study arms, different influenza seasons, or different study designs. Risk of bias may be independently assessed for each substudy (or data set) study design.

More information about the division of study reports into data sets is given in the [Characteristics of included studies](#) table. In this 2016 updated review, we included a total of 160 studies (137 data sets), while we no longer updated searches for observational comparative studies ([Figure 1](#)). Trial register searches identified 18 completed trials with one or more corresponding publications, reporting methods and study design. All 18 trials had been identified and dealt with appropriately in our searches of journal publication databases.



**Figure 1. Study flow diagram.**



## Included studies

We coded each trial on the basis of study design and the type of data contributed to the review as follows. The letter preceding the study represents the study design: (a) denotes RCTs, (b) denotes case-control studies, and (c) denotes cohort studies. The second letter indicates the contribution to the evidence in the data set: (a) efficacy/effectiveness or (b) harms. So, for example, a case-control study contributing safety or harms data is coded as (bb), and a trial contributing efficacy/effectiveness data is coded as (aa). A (p) code has been added to refer to the studies on vaccination during pregnancy.

### Seasonal vaccines: efficacy or effectiveness

- RCTs on inactivated parenteral vaccine:** (22 studies/32 data sets) (aa Barrett 2011; aa Beran 2009a; aa Beran 2009b; aa Bridges 2000a; aa Bridges 2000b; aa Eddy 1970; aa Frey 2010; aa Hammond 1978; aa Jackson 2010a; aa Jackson 2010b; aa Keitel 1988a; aa Keitel 1988b; aa Keitel 1997a; aa Keitel 1997b; aa Keitel 1997c; aa Leibovitz 1971; aa McBride 2016a; aa McBride 2016b; aa Mesa Duque 2001; aa Mixéu 2002; aa Monto 2009; aa Nichol 1995; aa Ohmit 2006; aa Ohmit 2008; aa Powers 1995a; aa Powers 1995b; aa Powers 1995c; aa Tannock 1984; aa Treanor 2011; aa Weingarten 1988; aa Zhilova 1986a; aa Zhilova 1986b).
- RCTs on live aerosol vaccine:** (8 studies/12 data sets) (aa Edwards 1994a; aa Edwards 1994b; aa Edwards 1994c; aa Edwards 1994d; aa Monto 1982; aa Monto 2009; aa Nichol 1999a; aa Ohmit 2006; aa Ohmit 2008; aa Rytel 1977; aa Zhilova 1986a; aa Zhilova 1986b).
- RCTs on inactivated aerosol vaccine:** (one study/one data set) (aa Langley 2011).

### Seasonal vaccines: safety (local and systemic harms)

- RCTs on inactivated parenteral vaccine:** (21 studies/22 data sets) (aa Barrett 2011; aa Bridges 2000a; aa Bridges 2000b; aa Frey 2010; aa Jackson 2010a; aa Mesa Duque 2001; aa Monto 2009; aa Nichol 1995; aa Ohmit 2006; aa Ohmit 2008; aa Powers 1995a; aa Tannock 1984; aa Treanor 2011; aa Weingarten 1988; ab Caplan 1977; ab El'shina 1996; ab Forsyth 1967; ab Goodeve 1983; ab Pyrhönen 1981; ab Rocchi 1979a; ab Saxen 1999; ab Scheifele 2003).
- RCTs on live aerosol vaccine:** (13 studies/14 data sets) (aa Monto 1982; aa Nichol 1999a; aa Ohmit 2006; aa Ohmit 2008; aa Rytel 1977; ab Atmar 1990; ab Betts 1977a; ab Evans 1976; ab Hrabar 1977; ab Keitel 1993a; ab Keitel 1993b; ab Lauteria 1974; ab Miller 1977; ab Rocchi 1979b).
- RCTs on inactivated aerosol vaccine:** (three studies/three data sets) (aa Langley 2011; ab Boyce 2000; ab Langley 2005).

We could not introduce two studies with live aerosol vaccine, ab Reeve 1982 and ab Spencer 1977, (each one a data set) into the harms analysis (secondary effects) because the data did not allow for quantitative analysis (systemic and local harms were reported given as cumulative in ab Spencer 1977 and data were not clearly reported in ab Reeve 1982).

### Administration during pregnancy - efficacy/effectiveness in mothers

- Seasonal trivalent inactivated vaccine containing pH1N1 - RCTs:** (one study/one data set) (paa Madhi 2014).

- 2009 to 2010 pandemic: inactivated vaccine - CCTs:** (one study/one data set) (paa Ma 2014).
- Seasonal inactivated vaccine - cohort studies:** (three studies/three data sets) (pca Ahrens 2014; pca Black 2004; pca Hulka 1964).
- 2009 to 2010 pandemic: inactivated vaccines - cohort studies:** (one study/one data set) (pca Yamada 2012).

### Administration during pregnancy - efficacy/effectiveness in newborns

- Seasonal trivalent inactivated vaccine containing pH1N1 - RCTs:** (one study/one data set) (paa Madhi 2014).
- Seasonal inactivated vaccine - cohort studies on effectiveness (ILI):** (three studies/three data sets) (pca Black 2004; pca Eick 2011; pca France 2006).
- Seasonal inactivated vaccine - cohort studies on efficacy (laboratory-confirmed):** (one study/one data set) (pca Eick 2011).
- Seasonal inactivated vaccine - case-control on effectiveness (ILI):** (two studies/two data sets) (pba Benowitz 2010; pba Poehling 2011).

### Administration during pregnancy - pregnancy-related outcomes (abortion, congenital malformation, prematurity, neonatal death)

- Seasonal inactivated vaccine - cohort studies:** (seven studies/seven data sets) (pca Ahrens 2014; pca Black 2004; pca Munoz 2005; pcb Dodds 2012; pcb Nordin 2014; pcb Omer 2011; pcb Sheffield 2012).
- 2009 to 2010 pandemic: inactivated vaccine - cohort studies:** (14 studies/14 data sets) (pcb Beau 2014; pcb Cleary 2014; pcb Fell 2012; pcb Håberg 2013; pcb Heikkinen 2012; pcb Källén 2012; pcb Launay 2012; pcb Lin 2012; pcb Ludvigsson 2013; pcb Oppermann 2012; pcb Pasternak 2012; pcb Richards 2013; pcb Rubinstein 2013; pcb Trotta 2014).
- Seasonal trivalent inactivated vaccine containing pH1N1 - cohort studies:** (two studies/two data sets) (pcb Chambers 2013; pcb Louik 2013).
- Seasonal inactivated vaccine - case-control:** (one study/one data set) (pbb Irving 2013).

We did not introduce one study in the quantitative synthesis because it is the only study on the A/NJ/8/76 vaccine (pcb Deinard 1981). We also did not include the retrospective cohort study of pcb Toback 2012 in the analysis because it did not contain useful outcomes. Results of one cohort study was not included in the analysis as it was only commented on (pcb Cantu 2013).

### Administration during pregnancy - severe harms

One included cohort study assessed the association between seasonal vaccine exposure during pregnancy and the following harms within 42 days from administration: Guillain-Barré syndrome, demyelinating diseases, and immune thrombocytopenic purpura (pcb Nordin 2013).

### Severe harms - general population

#### Guillain-Barré syndrome

- 2009 to 2010 pandemic - case-control:** (two studies/six data sets) (bb Dieleman 2011a; bb Dieleman 2011b; bb Dieleman

- 2011c; bb Dieleman 2011d; bb Dieleman 2011e; bb Grimaldi-Bensouda 2011).
2. **Seasonal inactivated vaccine - case-control:** (one study/one data set) (bb Galeotti 2013).
  3. **Seasonal inactivated vaccine - cohort studies:** (two studies/four data sets) (cb Kaplan 1982; cb Lasky 1998).

We did not introduce one cohort study assessing the association between the A/NJ/8/76 vaccine and Guillain-Barré syndrome into the analysis (cb Shonberger 1979).

#### Demyelinating diseases (optic neuritis or multiple sclerosis)

1. **Seasonal inactivated vaccine - case-control:** (four studies/four data sets) (bb DeStefano 2003; bb Hernan 2004; bb Payne 2006; bb Zorzon 2003).
2. **2009 to 2010 pandemic - cohort study:** (one study/one data set) (cb Moro 2013).

#### Immune thrombocytopenic purpura

1. **Seasonal inactivated vaccine - case-control:** (two studies/two data sets) (bb Garbe 2012; bb Grimaldi-Bensouda 2012).

#### Other serious adverse events

1. **Oculo-respiratory syndrome:** randomised cross-over trial (one study) (ab Scheifele 2003) and one case-control study (bb Rouleau 2014).
2. **Respiratory function:** RCT (ab Atmar 1990).
3. **Cutaneous melanoma:** case-control (bb Mastrangelo 2000).
4. **Bell's palsy:** case-control (bb Mutsch 2004).
5. **Cardiac arrest:** case-control (bb Siscovick 2000).
6. **Acute myocardial infarction:** case-control (bb MacIntyre 2013).
7. **Rheumatoid arthritis:** case-control (bb Ray 2011).

8. **Neurological and autoimmune disorders:** three cohort studies (cb Bardage 2011; cb O'Flanagan 2014; cb Persson 2014) and one case-control (bb Dauvilliers 2013).
9. **Other serious adverse events:** cohort study (cb Baxter 2012).

#### Pandemic vaccine: efficacy or effectiveness

1. **RCT on inactivated parenteral vaccine:** (four studies/seven data sets) (aa Eddy 1970; aa Mogabgab 1970a; aa Mogabgab 1970b; aa Waldman 1969a; aa Waldman 1969b; aa Waldman 1972b; aa Waldman 1972d).
2. **RCT on inactivated aerosol vaccine:** (two studies/four data sets) (aa Waldman 1969c; aa Waldman 1969d; aa Waldman 1972a; aa Waldman 1972c).
3. **RCT on live aerosol vaccine** (one study/one data set) (aa Sumarokow 1971).

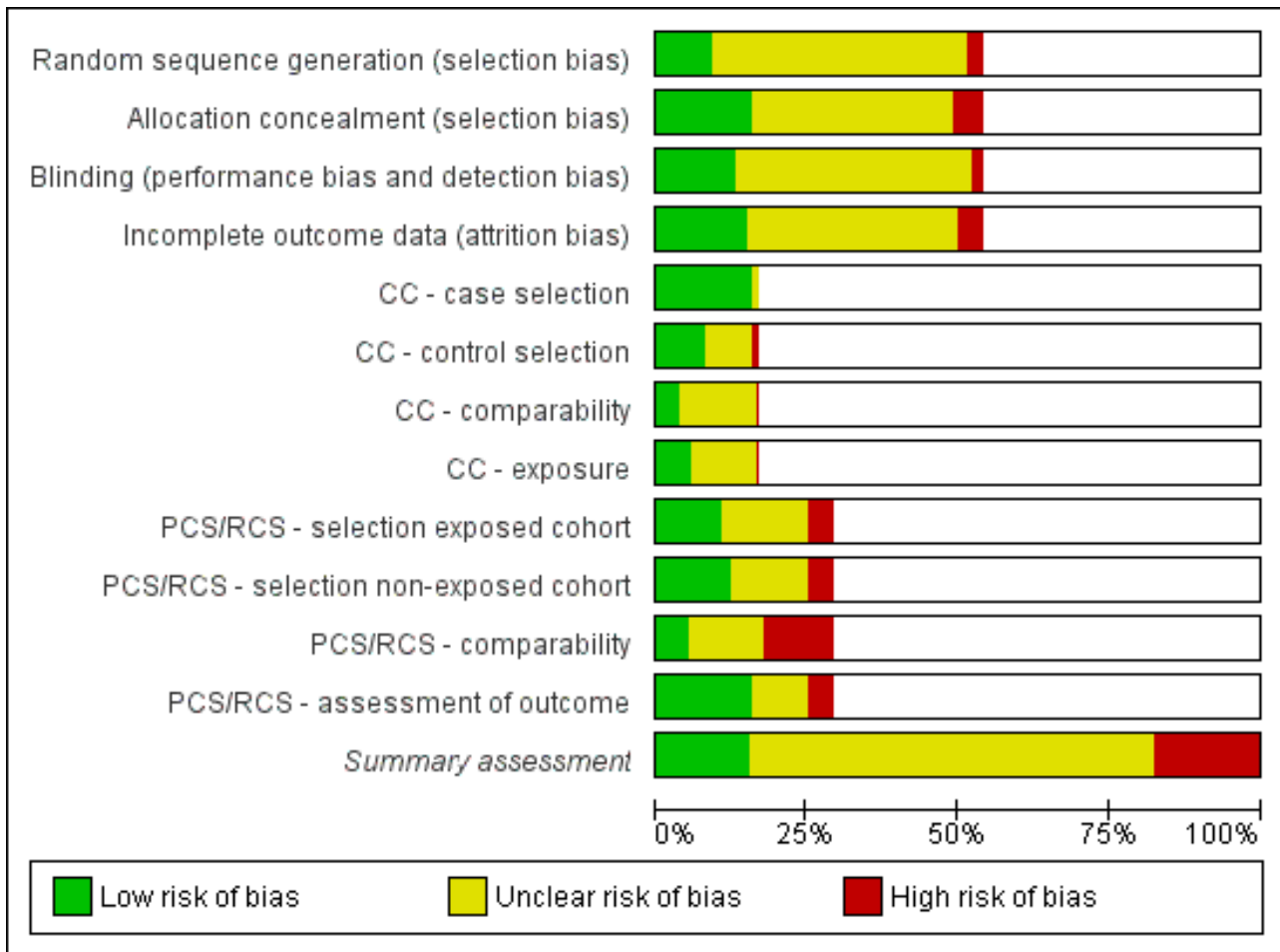
#### Excluded studies

We excluded 183 studies (see [Characteristics of excluded studies table](#)).

#### Risk of bias in included studies

Out of the 137 included studies (substudy or data set), we classified 16.1% (22/137) as at low risk of bias (12 RCTs, two case-control, eight cohort studies); 17.5% (24/137) as at high risk of bias (seven RCTs, three case-control, 14 cohorts); and 66.4% (91/137) either did not present sufficient information in one or more key domains or, although presenting a low risk of bias in a specific domain, scored at high risk of bias in one or more items used in the quality evaluation. [Table 2](#) shows the summary quality assessment of all included studies, and graphical displays of the quality assessment are presented in [Figure 2](#) and [Figure 3](#). We have highlighted that each 'paper' could include more than one study (data set), and these different studies required separate quality assessment. The funding source can be referred only to a single paper.

**Figure 2. 'Risk of bias' graph: review authors' judgements about each risk of bias item presented as percentages across all included studies.**



**Figure 3. 'Risk of bias' summary: review authors' judgements about each risk of bias item for each included study.**

	Random sequence generation (selection bias)	Allocation concealment (selection bias)	Blinding (performance bias and detection bias)	Incomplete outcome data (attrition bias)	CC - case selection	CC - control selection	CC - comparability	CC - exposure	PCS/RCS - selection exposed cohort	PCS/RCS - selection non-exposed cohort	PCS/RCS - comparability	PCS/RCS - assessment of outcome	Summary assessment
aa Barrett 2011	+	+	+	+									+
aa Beran 2009a	+	?	?	+									?
aa Beran 2009b	?	?	?	+									?
aa Bridges 2000a	?	+	+	+									+
aa Bridges 2000b	?	+	+	+									+
aa Eddy 1970	-	-	-	-									-
aa Edwards 1994a	?	+	+	-									?
aa Edwards 1994b	?	+	+	-									?
aa Edwards 1994c	?	+	+	-									?
aa Edwards 1994d	?	+	+	-									?
aa Frey 2010	?	+	?	+									?
aa Hammond 1978	-	-	?	?									-
aa Jackson 2010a	?	?	+	+									?
aa Jackson 2010b	?	?	+	+									?
aa Keitel 1988a	?	?	?	?									?
aa Keitel 1988b	?	?	?	?									?
aa Keitel 1997a	?	?	?	?									?
aa Keitel 1997b	+	?	?	?									?
aa Keitel 1997c	?	?	?	?									?
aa Langley 2011	?	+	+	+									+
aa Leibovitz 1971	?	-	?	?									-
aa McBride 2016a	+	+	?	+									+



Figure 3. (Continued)

ab Atmar 1990	?	?	?	?																?	
ab Betts 1977a	?	?	?	?																	?
ab Boyce 2000	?	?	?	?																	?
ab Caplan 1977	?	?	?	?																	?
ab El'shina 1996	?	?	?	?																	?
ab Evans 1976	?	?	?	?																	?
ab Forsyth 1967	-	-	?	?																	-
ab Goodeve 1983	?	?	?	?																	?
ab Hrabar 1977	?	?	?	?																	?
ab Keitel 1993a	?	?	?	?																	?
ab Keitel 1993b	?	?	?	?																	?
ab Langley 2005	?	-	?	?																	-
ab Lauteria 1974	?	?	?	?																	?
ab Miller 1977	?	?	?	?																	?
ab Pyrhönen 1981	?	?	?	?																	?
ab Reeve 1982	?	?	?	?																	?
ab Rocchi 1979a	?	?	?	?																	?
ab Rocchi 1979b	?	?	?	?																	?
ab Saxen 1999	?	?	?	?																	?
ab Scheifele 2003	+	+	+	+																	+
ab Spencer 1977	?	?	?	?																	?
bb Davilliers 2013								?	?	?	+										?
bb DeStefano 2003								+	+	?	?										?
bb Dieleman 2011a								?	?	?	?										-
bb Dieleman 2011b								+	?	?	?										?
bb Dieleman 2011c								+	?	?	?										?
bb Dieleman 2011d								+	?	?	?										?
bb Dieleman 2011e								+	?	?	?										?
bb Galeotti 2013								+	+	?	?										?
bb Garbe 2012								+	+	?	?										?
bb Grimaldi-Bensouda 2011								+	?	?	?										?

**Figure 3. (Continued)**

bb Grimaldi-Bensouda 2011				+	?	?	?						?
bb Grimaldi-Bensouda 2012				+	?	?	?						?
bb Hernan 2004				+	+	+	+						+
bb MacIntyre 2013				+	?	?	+						?
bb Mastrangelo 2000				+	?	?	+						?
bb Mutsch 2004				+	+	?	+						?
bb Payne 2006				+	+	+	+						+
bb Ray 2011				+	+	?	+						?
bb Rouleau 2014				+	?	+	?						?
bb Siscovick 2000				+	-	?	?						-
bb Zorzon 2003				+	-	-	-						-
cb Bardage 2011								+	?	-	+		-
cb Baxter 2012								?	?	?	+		?
cb Kaplan 1982								-	-	-	-		-
cb Lasky 1998								-	-	-	-		-
cb Moro 2013								?	?	?	+		?
cb O'Flanagan 2014								+	+	?	+		?
cb Persson 2014								+	+	+	+		+
cb Ray 2011								?	?	?	?		?
cb Shonberger 1979								?	?	?	?		?
paa Ma 2014	?	-	-	+									-
paa Madhi 2014	+	+	+	+									+
pba Benowitz 2010				+	+	+	?						?
pba Poehling 2011				+	+	?	?						?
pbb Irving 2013				+	+	?	?						?
pca Ahrens 2014								?	+	?	?		?
pca Black 2004								?	?	-	?		-
pca Eick 2011								?	+	?	+		?
pca France 2006								-	-	-	?		-
pca Hulka 1964								-	-	-	-		-
pca Munoz 2005								?	?	?	?		?



**Figure 3. (Continued)**

pca Munoz 2005										?	?	?	?	?
pca Yamada 2012										-	-	-	-	-
pcb Beau 2014										+	+	+	+	+
pcb Cantu 2013										+	+	+	+	+
pcb Chambers 2013										+	+	?	+	+
pcb Cleary 2014										+	+	+	+	+
pcb Deinard 1981										-	-	-	-	-
pcb Dodds 2012										+	+	?	+	?
pcb Fell 2012										+	+	-	+	-
pcb Håberg 2013										?	?	?	?	?
pcb Heikkinen 2012										?	?	-	+	-
pcb Källén 2012										?	?	-	?	-
pcb Launay 2012										+	+	?	?	?
pcb Lin 2012										?	?	-	+	-
pcb Louik 2013										?	+	+	+	?
pcb Ludvigsson 2013										+	+	?	+	?
pcb Nordin 2013										?	?	?	?	?
pcb Nordin 2014										?	?	?	?	?
pcb Omer 2011										?	?	?	-	?
pcb Oppermann 2012										?	?	?	+	?
pcb Pasternak 2012										+	+	-	+	?
pcb Richards 2013										?	?	-	+	?
pcb Rubinstein 2013										+	+	+	+	+
pcb Sheffield 2012										?	?	-	?	-
pcb Toback 2012										?	?	-	?	-
pcb Trotta 2014										+	+	+	+	+

**Allocation**

In the included trials allocation concealment was adequate (low risk of bias) in 21 studies (28.4%), inadequate (high risk of bias) in seven studies (9.5%), and unclear (unclear risk of bias) in 46 studies (62.2%).

**Blinding**

We judged blinding as at low risk of bias in 17 RCTs/CCTs (23%), high risk of bias in three RCTs/CCTs (4.1%), and unclear in 54 RCTs/CCTs (73%).

**Incomplete outcome data**

The majority of the included RCTs/CCTs reported insufficient information about loss to follow-up (64 studies; 86.5%).

## Selective reporting

The assessment of selective reporting bias presents several difficulties and would require review of the original study protocols for the included studies, which are mainly unavailable.

## Other potential sources of bias

Few studies reported information on influenza circulation in the surrounding community, making interpretation of the results and assessment of their generalisability difficult.

It is now known that industry funding of influenza vaccine studies determines publication in high-prestige journals and higher citation rates than other types of funding. In addition, industry funding is associated with optimistic conclusions, but the quality of the majority of influenza vaccine studies is low, irrespective of funding (Table 3). A previously cited review showed a complex web of interrelationships between these variables (Jefferson 2009b), but the impact of this on policymaking is unknown.

## Case-control studies - quality assessment

- **Case selection (definition/representativeness):** case identification is mainly performed by means of registers maintained at several healthcare organisations (HMO, Kaiser Permanente) or by hospital or GP (general practice) registers. A further case ascertainment is conducted by specialists in order to verify the agreement with the chosen case definition. In studies assessing vaccine efficacy, cases were identified using a laboratory test performed on all participants having symptoms. For 21 out of 23 (91%), we classified case selection and definition as at low risk of bias.
- **Control selection (definition):** controls were selected from within the same registers used for case identification or from among participants living in the same catchment area of the hospitals in which the cases were identified. We classified control selection and definition as at low risk of bias for 10 out of 23 studies (43.4%), and unclear risk of bias for 11 out of 23 (47.8%).
- **Comparability:** the most frequent method used to ensure comparability between cases and controls consisted of matching for age, gender, and index date (onset of symptoms for cases and GP visit for controls). Less frequently matching was also done for other possible parameters, such as the number of GP visits within a certain time interval, or by resorting to the use of a propensity score or multivariate models in order to reduce the impact of other possible confounders. Nevertheless, many studies (18 out of 23 (78.3%)) provided insufficient information to judge how comparable cases and controls effectively are.
- **Exposure ascertainment (same method of ascertainment for cases and controls/non-response rate):** for studies based on healthcare organisations or insurance registers, assessment of vaccine exposure was certified in the same registers. In other studies vaccine exposure was ascertained with a structured interview, and less frequently also with the recovering of the vaccination records. In many studies (15 out of 23 (65.2%)), ascertainment of the vaccine exposure was not fully reliable. For 7 out of 23 studies (30.4%), we judged exposure ascertainment as at low risk of bias.

## Cohort studies - quality assessment

- **Selection exposed cohort (definition/representativeness):** the majority of the studies were retrospective and used a data linkage method to select the exposed cohort. In 20 out of 40 studies (50%), this procedure was insufficiently described.
- **Selection non-exposed cohort (definition/ascertainment):** most of the studies were based on record linkage and the identification of the non-exposed cohort was done by considering the absence of vaccination records. However, insufficient detail was provided, therefore we classified such studies as at unclear risk of bias (18 out of 40 (45%)).
- **Comparability:** in most of the included cohort studies matching procedures for the most probable confounders were applied using a multivariate model to ensure comparability between exposed and unexposed cohorts. A propensity score procedure was also sometimes used. Therefore in some studies only a few confounders were used to ensure comparability between exposed and non-exposed cohorts. We classified seven studies as at low risk of bias (17.5%).
- **Assessment of outcome (demonstration that outcome of interest was not present at the start of the study/whether follow-up was long enough for outcomes to occur/adequacy of follow-up of cohorts):** outcomes of interest were generally documented in the registries used to identify the study population, and consequently were almost always retrospectively assessed, thus we classified 11 out of 40 (27.5%) as at low risk of bias.

## Effects of interventions

See: [Summary of findings for the main comparison Inactivated parenteral influenza vaccine compared to placebo or 'do nothing' for preventing influenza in healthy adults](#)

We constructed the [Data and analyses](#) tables according to the following criteria.

1. Inactivated parenteral influenza vaccine versus placebo or 'do nothing' (Comparison 01).
2. Live aerosol influenza vaccine versus placebo or 'do nothing' (Comparison 02).
3. Inactivated aerosol influenza vaccine versus placebo or 'do nothing' (Comparison 03).
4. Inactivated parenteral influenza vaccine versus placebo or 'do nothing' administered during pregnancy (Comparison 04).
5. Inactivated parenteral influenza vaccine versus placebo - cohort studies (Comparison 05).
6. Inactivated parenteral influenza vaccine versus placebo - case-control studies (Comparison 06).
7. Serious adverse events: Guillain-Barré syndrome - cohort studies (Comparison 07).
8. Serious adverse events: Guillain-Barré syndrome - case-control studies (Comparison 08).
9. Serious adverse events: demyelinating diseases (multiple sclerosis, optic neuritis) - cohort studies (Comparison 09).
10. Serious adverse events: demyelinating diseases (multiple sclerosis, optic neuritis) - case-control studies (Comparison 10).
11. Serious adverse events: immune thrombocytopenic purpura - cohort studies (Comparison 11).

12. Serious adverse events: immune thrombocytopenic purpura - case-control studies (Comparison 12).
13. 1968 to 1969 pandemic: inactivated polyvalent parenteral influenza vaccine versus placebo (Comparison 13).
14. 1968 to 1969 pandemic: inactivated monovalent parenteral influenza vaccine versus placebo (Comparison 14).
15. 1968 to 1969 pandemic: inactivated polyvalent aerosol influenza vaccine versus placebo (Comparison 15).
16. 1968 to 1969 pandemic: inactivated monovalent aerosol influenza vaccine versus placebo (Comparison 16).
17. 1968 to 1969 pandemic: live aerosol influenza vaccine versus placebo (Comparison 17).

Evidence from RCTs/CCTs on vaccine efficacy/effectiveness in the general population is reported in Analyses 1 to 3. Evidence from RCTs/CCTs on vaccine efficacy/effectiveness in pregnancy is reported in Comparison 4. Evidence from observational studies in pregnancy is reported in Analyses 5 and 6.

Studies investigating the association between influenza vaccination and Guillain-Barré syndrome were included in Comparison 7 (cohort on seasonal vaccine) and Comparison 8 (case-control on H1N1 vaccine). In Comparison 8, we stratified studies according to three different exposure definitions according to the time between vaccination to onset of symptoms (any time, within seven weeks, over seven weeks). We have presented evidence for the association between seasonal vaccine and Guillain-Barré syndrome from cohort studies in Comparison 7.

Studies investigating the association between influenza vaccination and multiple sclerosis and optic neuritis are included in Analyses 9 and 10 (cohort and case-control studies - demyelinating diseases).

Studies investigating the association between influenza vaccination and immune thrombocytopenic purpura are included in Analyses 11 and 12 (cohort and case-control studies - immune thrombocytopenic purpura).

We have constructed a 'Summary of findings' table for key outcomes (see [Summary of findings for the main comparison](#)).

### **Inactivated parenteral influenza vaccine versus placebo or 'do nothing' (Comparison 01)**

Inactivated parenteral vaccines probably have 59% efficacy in preventing confirmed influenza (risk ratio (RR) 0.41, 95% confidence interval (CI) 0.36 to 0.47; 71,221 participants; 25 studies, moderate-certainty evidence) ([Analysis 1.1](#)). Based on the control group risk of 2.3%, 71 healthy adults need to be vaccinated in order to prevent one of them experiencing influenza. The effects were very similar when matching was absent or unknown. Since heterogeneity was very low ( $I^2 = 17%$  for Analysis 1.2.1;  $I^2 = 14%$  for Analysis 1.1.2), there were no differences when comparing the estimates obtained by using a fixed-effect model with those from a random-effects model. Restricting the analysis to studies at low risk of bias did not affect the direction or size of effect (see [Table 4](#)).

Inactivated parenteral vaccines probably have 16% effectiveness in preventing ILI (RR 0.84, 95% CI 0.75 to 0.95; 25,795 participants; 16 studies; moderate-certainty evidence) ([Analysis 1.2](#)). There was wide variation in the control group risks, with risk differences in low-, moderate-, and high-risk groups of 0.6%, 3.4%, and 14.6%.

Based on the median (i.e. moderate risk) control group risk of 21.5%, 29 healthy adults need to be vaccinated to prevent one adult experiencing an ILI. For low- and high-risk control group the corresponding NNVs were 167 and 7, respectively. Sensitivity analysis by risk of bias did not change the size or direction of effect ([Table 4](#)).

Results across the subgroups by matching criteria were very similar ( $I^2 = 0%$ ).

Based on the results from a single study ([aa Bridges 2000b](#)), physician visits appear 42% less frequent (95% CI 9% to 63%) in participants immunised with vaccines prepared with strains matching circulating viruses (Analysis 1.3.1), whereas there were no significant results when the degree of matching was unknown or absent (RR 1.28, 95% CI 0.90 to 1.83; Analysis 1.3.2). The overall effect was also not significant (RR 0.87, 95% CI 0.40 to 1.89) ([Analysis 1.3](#)). Even though the two data sets of [aa Bridges 2000b](#) showed very high heterogeneity ( $I^2 = 87%$ ), no difference arose when comparing the results from the fixed-effect with the random-effects model.

We observed a similar conflicting result when analysing the effect of inactivated vaccine administration on days of illness ([Analysis 1.4](#)), when the estimate (mean difference (MD)) obtained in good-match conditions was compared with unknown or absent degree of matching. As a consequence of the high overall heterogeneity ( $I^2 = 87%$ ), the result obtained from the fixed-effect model analysis (MD -0.31, 95% CI -0.54 to -0.07) differed from the result of the application of a random-effects model (MD -0.21, 95% CI -0.98 to 0.56).

There seemed to be no effect on the time an antibiotic or drug was prescribed ([Analysis 1.5](#); [Analysis 1.6](#)).

Four trials evaluated time off work, estimating that vaccination may save around 0.04 working days per person over a single influenza season. This result was affected by high levels of heterogeneity ( $I^2 = 82%$ ) but did not change depending on whether a fixed-effect (MD -0.04, 95% CI -0.06 to -0.01) or random-effects model (MD -0.04, 95% CI -0.14 to 0.06) ([Analysis 1.7](#)) was used. We rated the evidence as of low certainty.

Vaccination may have a small effect on hospitalisation ([Analysis 1.8](#)), but the CI was wide and does not rule out a large reduction in hospitalisation (RR 0.96, 95% CI 0.85 to 1.08; low-certainty evidence). We found no evidence for cases of pneumonia.

### **Harms**

Live parenteral influenza vaccines increase fever from 1.5% to 2.33% (RR 1.55, 95% CI 1.26 to 1.91; 23,850 participants; 13 studies; high-certainty evidence) ([Analysis 1.11.2](#)). The rate of nausea or vomiting was low in the trials (4% in unvaccinated population versus 7% with vaccines), although we rated this evidence as low certainty due to wide CIs and possible impact of bias (see [Table 4](#)) (RR 1.80, 95% CI 0.65 to 5.04; 6315 participants; 4 trials) ([Analysis 1.11.5](#)).

Local tenderness and soreness were more than three times as common among parenteral vaccine recipients than among those in the placebo group (RR 3.13, 95% CI 2.44 to 4.02) ([Analysis 1.10.1](#)). There were also increases in erythema (RR 2.59, 95% CI 1.77 to 3.78; [Analysis 1.10.2](#)) and induration (RR 4.28, 95% CI 1.25 to 14.67) but not in arm stiffness. The combined local effects endpoint was

significantly higher for those receiving the vaccine (RR 2.44, 95% CI 1.82 to 3.28; Analysis 1.10.5).

Myalgia was significantly associated with vaccination (RR 1.74, 95% CI 1.41 to 2.14) (Analysis 1.11.1), fatigue or indisposition (RR 1.19, 95% CI 1.05 to 1.36) (Analysis 1.11.4), and malaise (RR 1.51, 95% CI 1.18 to 1.92) (Analysis 1.11.6). The combined endpoint was not increased (RR 1.16, 95% CI 0.87 to 1.53; Analysis 1.11.7).

### Live aerosol influenza vaccine versus placebo or 'do nothing' (Comparison 02)

Live aerosol vaccines have an overall efficacy of 53% (95% CI 38% to 65%), and the NNV is 39 (95% CI 32 to 54). Neither content nor matching appeared to affect their performance significantly. The vaccines have an effectiveness against ILI of 10% (95% CI 4% to 16%; NNV 46, 95% CI 29 to 115), and content and matching appeared not to affect their performance significantly (Analysis 2.2).

No evidence was available on complications (e.g. bronchitis, otitis media, pneumonia).

The effectiveness of the aerosol vaccines against ILI (with no clear definition) was significant only for vaccines with absent or unknown matching (37%, 95% CI 20% to 51%), and the NNV was 69 (95% CI 23 to 46) (Analysis 2.3).

The conclusions of this comparison were unaffected by analysis using either the fixed-effect or random-effects models.

### Harms

Significantly more recipients experienced local symptoms after vaccine administration than after placebo administration (Analysis 2.4).

- Upper respiratory infection (RR 1.66, 95% CI 1.22 to 2.27).
- Cough (RR 1.51, 95% CI 1.08 to 2.10).
- Coryza (RR 1.56, 95% CI 1.26 to 1.94).
- Sore throat (RR 1.66, 95% CI 1.49 to 1.86).
- Combined endpoint (any or highest symptom) (RR 1.56, 95% CI 1.31 to 1.87).

There was no significant increase in systemic harms (combined endpoint: any or highest symptom RR 1.40, 95% CI 0.82 to 2.38), although rates of myalgia (RR 2.47, 95% CI 1.26 to 4.85) and headache (RR 1.54, 95% CI 1.09 to 2.18) were higher in the vaccine group than in the placebo group (Analysis 2.5).

### Inactivated aerosol influenza vaccine versus placebo or 'do nothing' (Comparison 03)

We could include no RCTs assessing the effectiveness of inactivated aerosol vaccines in preventing ILI; the only available evidence comes from studies carried out during the 1968 to 1969 pandemic (Analyses 12 to 16).

The efficacy of inactivated aerosol vaccine in preventing laboratory-confirmed influenza (Analysis 3.1.1) was assessed in one RCT (aa Langley 2011), whose results do not show a statistically significant protective effect (RR 0.38, 95% CI 0.14 to 1.02).

### Harms

None of the trials on inactivated aerosol vaccines reported significant harms.

### Inactivated parenteral influenza vaccine versus placebo or 'do nothing' administered during pregnancy (Comparison 04)

In this analysis, we considered the results of one RCT (at low risk of bias) and one CCT (at high risk of bias) assessing the effect of vaccination during pregnancy on the prevention of influenza and ILI in both mother and newborns.

Vaccination with trivalent inactivated vaccine containing pH1N1 was weakly protective against influenza (RCT data only) in mothers within 24 weeks after delivery (RR 0.50, 95% CI 0.29 to 0.86; vaccine efficacy (or effectiveness) (VE) 50%, 95% CI 14% to 71%; NNV 55, 95% CI 39 to 198; Analysis 4.1), as well as among children born from a vaccinated mother until their first 24 weeks of life (VE 49%, 95% CI 12% to 70%; NNV 56, 95% CI 39 to 230; Analysis 4.3). Vaccination with monovalent pandemic or trivalent inactivated vaccine containing pH1N1 did not confer significant protection against ILI, either in mothers (RR 0.96, 95% CI 0.79 to 1.16; Analysis 4.2) or in newborns (RR 1.02, 95% CI 0.94 to 1.09; Analysis 4.4).

### Inactivated parenteral influenza vaccine versus placebo - cohort studies (Comparison 05)

Based on unadjusted data from a cohort study (high risk of bias), 2009/2010 H1N1 monovalent pandemic vaccines (Analysis 5.1.1) provide a significant protective effect against ILI in pregnant women (RR 0.11, 95% CI 0.06 to 0.21; VE 89%, 95% CI 79% to 94%; NNV 54, 95% CI 51 to 61). Seasonal inactivated vaccine is not effective against ILI (RR 0.54, 95% CI 0.24 to 1.18; Analysis 5.1.2). Sensitivity analysis performed using the fixed-effect model showed statistical significance, even for a modest protective effect (RR 0.76, 95% CI 0.64 to 0.89; NNV 94, 95% CI 63 to 205; VE 24%, 95% CI 11% to 36%).

The effectiveness of vaccination with seasonal inactivated vaccine during pregnancy for preventing ILI in newborns was not statistically significant, as the results are based on two cohort studies using either hazard ratio (HR) or RR adjusted estimates (Analysis 5.2.1 and Analysis 5.3.1, respectively). Efficacy against confirmed influenza (Analysis 5.3.2) is modest but has statistical significance (adjusted RR 0.59, 95% CI 0.37 to 0.94; NNV 27, 95% CI 18 to 185; VE 41%, 95% CI 6% to 63%).

Vaccination with the 2009/2010 H1N1 monovalent pandemic vaccine during pregnancy may not be associated with a higher risk of abortion (Analysis 5.4.1 and Analysis 5.4.2), congenital malformation (Analysis 5.4.3), or neonatal death (Analysis 5.4.9). From a meta-analysis of seven cohort studies, preterm deliveries (before 37 weeks of gestation) occurred with slightly less frequency among women who were immunised with monovalent pandemic H1N1 vaccine during pregnancy compared to unvaccinated women (Analysis 5.4.5, adjusted OR 0.84, 95% CI 0.76 to 0.93). This result was not confirmed by two other cohort studies, which found no significant association (Analysis 5.4.6, adjusted HR 1.11, 95% CI 0.46 to 2.68) or by two other cohort studies that separately analysed vaccine administration during the first trimester of gestation with that during the second or third trimester (Analysis 5.4.6; Analysis 5.4.7; Analysis 5.4.8).

Cases of neonatal death and abortion were observed less frequently among women immunised with seasonal influenza vaccine (Analysis 5.5.1 and Analysis 5.5.4, both unadjusted estimates). We found no statistically relevant association between seasonal influenza vaccine exposure during pregnancy and prematurity or congenital malformations (Analysis 5.5.2; Analysis 5.5.3; Analysis 5.5.4). Two other cohort studies did not find any statistically significant association between exposure to seasonal trivalent inactivated vaccine containing pH1N1 and prematurity, whatever the trimester of gestation (Analysis 5.6). This finding was confirmed by one other retrospective cohort study, which was not included in the analysis ([pcb Cantu 2013](#), adjusted RR 1.2, 95% CI 0.9 to 1.6).

The results of [pcb Deinard 1981](#) are based on the follow-up results of 189 pregnant women immunised with monovalent pandemic A/New Jersey/8/76 (either in split- or whole-virus formulation) and 517 pregnant women who did not receive vaccination. The time of observation was extended up to the first eight weeks of life of the newborns. No statistically different incidence of maternal pregnancy outcomes or infant deaths was observed between vaccinated and unvaccinated groups. Statistical analysis (Chi<sup>2</sup> test) showed no relation between immunisation history and presence of anomalies at the eighth week of life. We did not include this cohort study in the analysis, as the vaccine studied is no longer in use.

#### **Inactivated parenteral influenza vaccine versus placebo - case-control studies (Comparison 06)**

This analysis only included studies assessing the effect of vaccination against influenza during pregnancy. The incidence of ILI in pregnant women who were immunised with inactivated seasonal vaccine during pregnancy was not statistically different when compared with that observed among unvaccinated pregnant women (Analysis 6.1.1). However, the results of the analysis became statistically significant in sensitivity analysis using the fixed-effect model, leading us to conclude that the results of this comparison were affected by the model used to perform the analysis.

One further case-control study did not find a statistically significant association between exposure to seasonal inactivated vaccine in pregnancy and abortion cases (Analysis 6.2.1).

One retrospective cohort study attempted to assess the effect of live attenuated vaccine during pregnancy based on data from a health insurance database during six subsequent influenza seasons ([pcb Toback 2012](#)). A total of 834,999 pregnant women were identified, of whom 138 received live attenuated vaccine at any time during pregnancy. Claims for hospitalisation or visits to the emergency department within 42 days after immunisation were searched for, but all observed events were considered to be related to a normal physiological pregnancy and not to immunisation. The system used (claim data) would be unable to detect birth outcomes.

#### **Serious adverse events: Guillain-Barré syndrome - cohort studies (Comparison 07)**

Two cohort studies performed during two subsequent epidemic seasons investigated the possible association between exposure to seasonal inactivated vaccine in healthy adults and Guillain-Barré syndrome onset within six weeks following immunisation. No significant association was found (Analysis 7.1.1). Administration of seasonal inactivated vaccine during pregnancy was not associated

with Guillain-Barré syndrome onset within six weeks from immunisation (Analysis 7.1.2).

The cohort of [cb Shonberger 1979](#) was the first study that compared Guillain-Barré syndrome cases by vaccination status and the national incidence in vaccinated and unvaccinated national cohorts after the suspension of the National Influenza Immunization Program in the winter of 1976 to 1977. At that time the monovalent inactivated swine vaccine A/New Jersey/8/76 had been administered. The attributable risk from vaccination was just below one case of Guillain-Barré syndrome in every 100,000 vaccinations. We did not include this cohort study in the analysis as the vaccine studied is no longer in use.

#### **Serious adverse events: Guillain-Barré syndrome - case-control studies (Comparison 08)**

In an analysis performed using the mean of unadjusted data relative to six data sets, exposure to monovalent H1N1 pandemic inactivated vaccine resulted in an apparent statistically significant association with Guillain-Barré syndrome onset when administration took place within six weeks before symptoms occurred (odds ratio (OR) 2.22, 95% CI 1.14 to 4.31; Analysis 8.1.1). It should thus be taken into account that only one out of the six data sets showed a statistically significant association between vaccine exposure and Guillain-Barré syndrome onset ([bb Dieleman 2011e](#)). When we performed a sensitivity analysis excluding this data set from the pooled estimate, the result was no longer significant. When the analysis was performed for vaccine exposure that occurred at any time before disease onset, there was no significant association (Analysis 8.1.2).

The analyses performed by pooling authors' estimates adjusted for several confounders (i.e. receipt of other vaccines, family history of autoimmune diseases, physician consultation during the previous year, and use of antibiotic, antiviral, or antipyretic agents) did not show a statistical association for exposure within six weeks (Analysis 8.2.1) before disease onset or for exposure at any time (Analysis 8.2.2).

Data from one other case-control study confirmed that immunisation with seasonal inactivated vaccine is not significantly associated with the onset of Guillain-Barré syndrome within six weeks after inoculation (Analysis 8.3) ([bb Galeotti 2013](#)).

#### **Serious adverse events: demyelinating diseases (multiple sclerosis, optic neuritis) - cohort studies (Comparison 09)**

In one cohort study the authors attempted to assess whether there was an association between exposure to inactivated trivalent seasonal influenza vaccine during pregnancy and several pathologies (e.g. Guillain-Barré syndrome, demyelinating diseases, immune thrombocytopenic purpura) within six weeks after immunisation. Unadjusted estimates were calculated for an association with demyelinating diseases by using the number of cases observed among exposed and unexposed hemi-cohorts, and indicated that there was no association (Analysis 9.1.2).

One cohort study assessed the safety of the H1N1 vaccine. No statistical association was found between vaccination with H1N1 monovalent pandemic vaccine and demyelinating diseases.

### Serious adverse events: demyelinating diseases (multiple sclerosis, optic neuritis) - case-control studies (Comparison 10)

An association between exposure to seasonal inactivated vaccine and demyelinating diseases (including both multiple sclerosis and optic neuritis case definitions) in a healthy adult population was not statistically significant when we pooled unadjusted data from four case-control studies (OR 0.96, 95% CI 0.79 to 1.17) (Analysis 10.1). Also, when we analysed adjusted data for each of the case definitions separately, the estimates remained non-statistically significant for multiple sclerosis (Analysis 10.2) and for optic neuritis (Analysis 10.3).

### Serious adverse events: immune thrombocytopenic purpura - cohort studies (Comparison 11)

One cohort study aimed to assess whether there was an association between exposure to inactivated trivalent seasonal influenza vaccine during pregnancy and several pathologies (e.g. Guillain-Barré syndrome, demyelinating diseases, immune thrombocytopenic purpura) within six weeks after immunisation. Neither the unadjusted (Analysis 11.2.2) nor adjusted estimates (Analysis 11.1.2) for an association with immune thrombocytopenic purpura were statistically significant.

### Serious adverse events: immune thrombocytopenic purpura - case-control studies (Comparison 12)

Data analysis of two case-control studies did not show a statistically significant association between immune thrombocytopenic purpura and seasonal influenza vaccine in any of the time frames considered (i.e. less than two months, six or 12 months between immunisation and disease onset), or when the data were pooled together (Analysis 12.2) (bb Garbe 2012; bb Grimaldi-Bensouda 2012). We drew the same conclusions when analysis was performed using estimates adjusted for confounders (Analysis 12.1), and a sensitivity analysis carried out using either a random-effects or fixed-effect model did not change our conclusions, providing further confirmation of them. It should be observed that no data sets included in this comparison, with the exception of bb Garbe 2012, showed a statistical association between disease and influenza vaccination. It is possible that the ages of the participants (cases and controls) were different in these two studies, and that some elderly participants may have been included. Unlike bb Grimaldi-Bensouda 2012, the case-control study bb Garbe 2012 considered as exposed those cases that were immunised up until 28 days before immune thrombocytopenic purpura onset.

### Serious and rare harms

#### Oculo-respiratory syndrome

On the basis of one randomised trial in 651 healthy adults aged around 45, trivalent split inactivated vaccine caused mild oculo-respiratory syndrome in people with no previous history of oculo-respiratory syndrome (ab Scheifele 2003). Oculo-respiratory syndrome was defined as bilateral conjunctivitis, facial swelling (lip, lid, or mouth), difficulty in breathing and chest discomfort (including cough, wheeze, dysphagia, or sore throat). Oculo-respiratory syndrome (attributable risk 2.9%, 95% CI 0.6 to 5.2), hoarseness (1.3%, 95% CI 0.3 to 1.3), and coughing (1.2%, 95% CI 0.2 to 1.6) occurred within six days of vaccination. The association did not appear to be specific to any type of trivalent inactivated vaccine. One register-based case-control study carried out in

Quebec showed an increased risk (adjusted OR 2.71, 95% CI 1.80 to 4.08) of oculo-respiratory syndrome during the first four weeks of the 2009 pandemic vaccination campaign (monovalent, AS03-adjuvanted pH1N1 vaccine) (bb Rouleau 2014).

#### Bell's palsy

One case-control study and case series based in the German-speaking regions of Switzerland assessed the association between an intranasal inactivated virosomal influenza vaccine and Bell's palsy (bb Mutsch 2004). Two hundred and fifty cases that could be evaluated (from an original 773 cases identified) were matched to 722 controls. All were aged around 50. The study reported a massive increase in risk (adjusted OR 84, 95% CI 20.1 to 351.9) within 1 to 91 days from vaccination. Despite the many limitations of this study (case attrition: 187 cases could not be identified; ascertainment bias: physicians picked controls for their own cases; confounding by indication: different vaccine exposure rate between controls and the reference population), it is unlikely that such a large OR could have been affected significantly by systematic error. The authors called for larger pre-licence harms trials, given the rarity of Bell's palsy. On the basis of this study the vaccine was withdrawn from sale.

#### Rheumatoid arthritis

One case-control study used the register of the Northern California Kaiser Permanente Health Plan (NCKPHP) in order to identify cases of rheumatoid arthritis diagnosed during a three-year period (1 January 1997 to 31 December 1999) among members of NCKPHP for at least two years (i.e. since 1 January 1995) and aged between 15 and 59 (bb Ray 2011). After reviewing clinical cards, 415 cases of definite or probable rheumatoid arthritis were included with 1245 randomly selected controls matched for age within one year and for a categorical utilisation variable based on the number of clinic visits during the year prior to the rheumatoid arthritis symptom onset date (none, one to two, three to five, six to nine, or 10+ visits). The Kaiser Immunisation Tracking System and chart review were used to determine vaccination status of cases and controls. Different time intervals between immunisation and rheumatoid arthritis onset were considered for analysis: 90, 180, 365, and 730 days. No significant association between vaccination and rheumatoid arthritis could be determined for any time interval, even after adjustment for confounders (sex, race, and exact number of utilisation visits). The authors of this study performed a data analysis by using a person-time cohort design, in which vaccinated cases contributed to the unexposed follow-up time until they were immunised and to the exposed follow-up time thereafter. Unlike case-control analysis, person-time cohort analysis was performed by excluding cases who showed symptoms in 1996. Even if a significant association for exposure to vaccine occurred within 180 and 365 days before disease onset (OR adjusted for race, sex, and number of clinic visits 1.36, 95% CI 1.03 to 1.80 and 1.34, 95% CI 1.06 to 1.69, respectively), the authors note that it is very difficult to estimate with sufficient precision the true onset date of rheumatoid arthritis, as the first symptoms could already be present for some time before people present for medical care. This is the most important limitation of this study and could have significantly affected the estimates.

#### Neurological and autoimmune disorders

The study of cb Bardage 2011 was a large, prospective cohort study carried out in a Stockholm population (n =

1,945,024) during the vaccination campaign with monovalent A (H1N1) pandemic vaccine Pandemrix (GlaxoSmithKline, containing adjuvants AS03 and squalene) to evaluate the presence of an association between Pandemrix and neurological and/or autoimmune diseases (Guillain-Barré syndrome, multiple sclerosis, Bell's palsy, narcolepsy, polyneuropathy, an/hypoesthesia, paraesthesia, rheumatological disease and inflammatory bowel disease). During the first 45 days, participants with high-risk conditions were preferentially vaccinated; vaccination was then offered to the remainder of the population in a second phase of the campaign (see Characteristics of included studies' table for more details).

The analysis of the HR adjusted for age, sex, socioeconomic status, and healthcare consumption (number of hospital admissions and visits to specialist care one year before the pandemic period) showed that in participants immunised during the early phase of the campaign, there was a significantly increased risk of Bell's palsy (HR 1.34, 95% CI 1.11 to 1.64), paraesthesia (HR 1.25, 95% CI 1.10 to 1.41), and inflammatory bowel disease (HR 1.25, 95% CI 1.04 to 1.50). For the participants vaccinated in the late phase of the campaign (> 45 days), HR estimates showed there was no statistically different incidence in the investigated diseases between vaccinated and unvaccinated participants.

A further stratification was performed considering the time since first vaccination (six weeks or less and more than six weeks), which showed that in participants immunised during the first phase of the campaign, an increased incidence of Bell's palsy and paraesthesia was most pronounced, as well as within six weeks of vaccination (HR 1.74, 95% CI 1.16 to 2.59 for Bell's palsy and HR 1.60, 95% CI 1.25 to 2.05 for paraesthesia) and thereafter (HR 1.26, 95% CI 1.01 to 1.57 for Bell's palsy and HR 1.17, 95% CI 1.02 to 1.34 for paraesthesia). An increased risk of inflammatory bowel disease among those vaccinated in the early phase was only observed more than six weeks after vaccination (HR 1.29, 95% CI 1.06 to 1.58). Formal tests to determine whether risks differed further between those within and more than six weeks from vaccination were only statistically significant for paraesthesia ( $P = 0.005$ ). In participants immunised during the second phase of the campaign, polyneuropathy was significantly more common within six weeks of immunisation (HR 1.79, 95% CI 1.16 to 2.77).

The study by [cb Persson 2014](#) consisted of an extension of the Bardage study to more Swedish regions, namely the healthcare regions of Skåne and Västra Götaland and the counties of Kalmar, Östergötland, Värmland, and Norrbotten. The study included over 5.8 million participants, corresponding to about 61% of the whole Swedish population in 2009. In all, 207 cases of narcolepsy were confirmed, with the exclusion of eight cases with prodromal conditions during the last five years. The overall risk of narcolepsy after immunisation with Pandemrix assessed by Cox regression after adjusting for age, gender, county, education, income, number of hospital admissions and ambulatory care visits, pregnancy status, and presence of other diagnoses was not statistically relevant in the population aged above 20 years (HR 1.35, 95% CI 0.93 to 1.95). A significant association was instead found in those aged below 20 (HR 2.92, 95% CI 1.78 to 4.79), in whom most cases of narcolepsy had occurred ( $n = 126$ ).

A population-based cohort study carried out in Ireland identified only three cases of narcolepsy in the whole Irish adult population aged above 20 years during the pandemic season 2009 to 2010;

two of them received Pandemrix and one did not ([cb O'Flanagan 2014](#)). The risk estimate was extremely imprecise and did not allow us to draw any conclusions (RR 20.4, 95% CI 1.8 to 225). One case-control study ([bb Dauvilliers 2013](#)), performed across the institutions of 14 French expert orphan disease narcolepsy centres, identified 25 narcolepsy cases and 73 matched controls (age, sex, and geographical location) in the study population aged at least 18 years. An association between exposure to H1N1 vaccination and narcolepsy-cataplexy (crude OR 4.7, 95% CI 2.1 to 13.9) was found and was also confirmed after the performance of a sensitivity analysis and adjusting for smoking habits and family history of excessive daytime sleepiness (OR 4.1, 95% CI 1.4 to 12.2).

#### Cutaneous melanoma

A case-control study assessed the association between influenza vaccines and cutaneous melanoma in 99 cases and 104 controls ([bb Mastrangelo 2000](#)). The authors reported a protective effect of repeated influenza vaccination on risk of cutaneous melanoma (OR 0.43, 95% CI 0.19 to 1.00). The study was at high risk of bias due to the selective nature of cases (all patients in the authors' hospital), attrition bias (four cases and four controls eliminated due to "failure to collaborate"), recall bias (up to five years' exposure data were based on patients' recollection), and ascertainment bias (non-blinded exposure survey).

#### Primary cardiac arrest

A case-control study assessed the association between influenza vaccination the previous year and the risk of primary cardiac arrest (i.e. occurring in people with no previous history of cardiac disease) in 360 cases and 418 controls ([bb Siscovick 2000](#)). The authors concluded that vaccination is protective against primary cardiac arrest (OR 0.51, 95% CI 0.33 to 0.79). The difficulty of case ascertainment (77% of potential cases had no medical examiner report and/or autopsy) and recall bias (spouses provided exposure data for 304 cases, while 56 survivor cases provided data jointly with their spouses) make the conclusions of this study unreliable. It is impossible to judge the reliability of this study because of a lack of detail on the circulation of influenza in the study areas in the 12 months preceding cardiac arrest (the causal hypothesis is based on the effects of influenza infection on the oxygen supply to the myocardium through lung infection and inflammation).

#### Acute myocardial infarction

One case-control study performed in Australia assessed whether exposure to influenza vaccine provides protection against acute myocardial infarction in an adult population aged over 40 ([bb MacIntyre 2013](#)). Cases of acute myocardial infarction admitted to the cardiology unit of a tertiary hospital in Sydney during three consecutive epidemic seasons (2008, 2009, and 2010) were compared to unmatched controls attending the orthopaedic or ophthalmic outpatient clinics during the same time period with respect to their exposure to influenza vaccine (176 cases and 72 controls aged below 64 were included). From multivariate analysis, after adjusting for several confounders, influenza vaccination did not confer significant protection against acute myocardial infarction in an adult population aged between 40 and 64 years (OR 0.55, 95% CI 0.27 to 1.15).

#### Pulmonary function

A double-blind, placebo-controlled randomised trial in 72 healthy volunteers aged around 26 assessed the effects of different types

of live attenuated cold recombinant influenza vaccination on pulmonary function (data on 17 asthmatics were not extracted) ([ab Atmar 1990](#)). The authors reported several non-significant drops in lung function up to seven days postinoculation and a higher incidence of ILI (17/46 versus 4/26) in the vaccinated arms.

#### Other serious adverse events

The study of [cb Baxter 2012](#) is a large, retrospective cohort performed among members of Kaiser Permanente Health Plans of Northern California, Hawaii, and Colorado aged between 18 and 59 years, who were immunised with live attenuated, inactivated influenza vaccine or who did not receive vaccination. The study retrospectively investigated the occurrence of adverse events (see Characteristics of included studies' table for more details) during five subsequent epidemics, but did not identify any unexpected serious risks when the live attenuated vaccine was used in approved populations.

#### Vaccines for the 1968 to 1969 (H3N2) influenza pandemic (Comparisons 13 to 17)

Five studies yielded 12 data sets ([aa Eddy 1970](#); [aa Mogabgab 1970a](#); [aa Mogabgab 1970b](#); [aa Sumarokow 1971](#); [aa Waldman 1969a](#); [aa Waldman 1969b](#); [aa Waldman 1969c](#); [aa Waldman 1969d](#); [aa Waldman 1972a](#); [aa Waldman 1972b](#); [aa Waldman 1972c](#); [aa Waldman 1972d](#)). As one would expect, vaccine performance was poor when the content did not match the pandemic strain ([Analysis 13.1](#); [Analysis 13.2](#)). However, one- or two-dose monovalent whole-virion (i.e. containing dead complete viruses) vaccines achieved a VE of 65% (95% CI 52% to 75%) protection against ILI (NNV 16, 95% CI 14 to 20), a VE of 93% (95% CI 69% to 98%) with NNV 35 (95% CI 33 to 47) protection against influenza, and a VE of 65% (95% CI 6% to 87%) with NNV 94 (95% CI 70 to 1022) against hospitalisation ([Analysis 14.1](#); [Analysis 14.2](#); [Analysis 14.3](#)).

Approximately half a working day and half a day of illness were saved ([Analysis 14.5](#); [Analysis 14.6](#)), but no effect was observed on pneumonia ([Analysis 14.4](#)). All comparisons except for ILI were based on a single study ([Analysis 14.4](#)). The large effect on ILI is coherent with the high proportion of these illnesses caused by influenza viruses in a pandemic (i.e. the gap between the efficacy and effectiveness of the vaccines is narrow). Aerosol polyvalent or monovalent vaccines had a modest effect.

## DISCUSSION

### Summary of main results

In healthy adults live parenteral vaccines probably reduce influenza from 2.3% to 1%, based on a vaccine efficacy of 59% (moderate-certainty evidence). This corresponds with an NNV of 71. Live parenteral vaccine effectiveness against ILI was lower (16%), with a NNV of 29 based on an assumed control group risk of 21.5%. We found greater variation in control group risks of ILI compared with influenza ([Summary of findings for the main comparison](#)). Low and high control group risks (4% and 91%) corresponded to NNVs 167 and 7, respectively. The overall efficacy of inactivated vaccines in preventing influenza is 59% (95% CI 51% to 66%) with a NNV of 77. When vaccine content matches the circulating strain the efficacy is 59% (95% CI 53% to 64%). Based on results of a single study ([aa Bridges 2000b](#)), physician visits appear to be 42% less frequent in participants immunised with vaccines prepared with strains matching circulating viruses, whereas no significant

differences were found when the degree of matching was unknown or absent (RR 1.28, 95% CI 0.90 to 1.83). The overall effect was again not significant (RR 0.87, 95% CI 0.40 to 1.89). There seems to be no effect on the time an antibiotic or a drug is prescribed. Four trials evaluated time off work, estimating that vaccination saves on average around 0.04 working days. This result was affected by high levels of heterogeneity and changes depending on whether a fixed-effect (MD -0.04, 95% CI -0.06 to -0.01) or random-effects model (MD -0.04, 95% CI -0.14 to 0.06) was used.

Live aerosol vaccines have an overall effectiveness against ILI of 10% (95% CI 4% to 16%) and a NNV of 46. Content and matching appear not to affect their performance significantly. The overall efficacy against influenza is 53% (95% CI 38% to 65%) and the NNV is 39. Again, neither content nor matching appear to affect their performance significantly. Many more recipients administered vaccine experienced local symptoms than did those administered placebo.

One RCT assessed the efficacy of inactivated aerosol vaccine in preventing influenza (Analysis 3.1.1) ([aa Langley 2011](#)). The results did not show a statistically significant protective effect (RR 0.38, 95% CI 0.14 to 1.02).

One RCT investigated the effects of influenza vaccine administration in pregnant women and their newborns ([paa Madhi 2014](#)). A trivalent inactivated vaccine containing pH1N1 was weakly protective against confirmed influenza in both mothers (RR 0.50, 95% CI 0.29 to 0.86; VE 50%, 95% CI 14% to 71%; NNV 55, 95% CI 39 to 198; Analysis 4.1.1) and children (RR 0.51, 95% CI 0.30 to 0.88; VE 49%, 95% CI 12% to 70%; NNV 56; Analysis 4.3.1). Protection against ILI was not statistically significant. The rest of the evidence on vaccination during pregnancy was based on observational studies (case-control and cohort studies); the effectiveness of vaccination with seasonal inactivated parenteral vaccine during pregnancy for preventing ILI in newborns was not statistically significant. The evidence comes from two cohort studies using either HR or RR adjusted estimates. Pooled data from three cohort studies (two of them at high risk of bias) show a modest effect of vaccination against ILI in pregnant women when the fixed-effect model is applied to the analysis (NNV 92, 95% CI 63 to 201). One cohort study showed a modest protective effect against influenza in newborns of vaccinated mothers (NNV 27, 95% CI 18 to 185).

Pooled analysis of three RCTs and one CCT showed that immunisation with at least one dose of the 1968 to 1969 pandemic monovalent inactivated whole-virion vaccines achieved a VE of 65% (95% CI 52% to 75%) against ILI (NNV 16, 95% CI 14 to 20). One RCT showed that the efficacy of the 1968 to 1969 pandemic monovalent inactivated whole-virion vaccines in preventing influenza was 93% (95% CI 69% to 98%; NNV 35). One other RCT showed an efficacy of 65% (95% CI 6% to 87%); NNV 94 (95% CI 70 to 1022) in preventing hospitalisation. One CCT provided evidence on the effect of immunisation with the 1968 to 1969 pandemic monovalent inactivated whole-virion vaccines on working days lost and days of illness: approximately half a working day and half a day of illness were saved (MD -0.45, 95% CI -0.60 to -0.30). The effect of this vaccine on prevention of pneumonia was not statistically significant (RR 0.59, 95% CI 0.05 to 6.51).

Based on evidence from observational studies, administration of either seasonal inactivated vaccine or monovalent H1N1 pandemic vaccine during pregnancy is not associated with an increased risk of



abortion, congenital malformation, prematurity, or neonatal death, but CIs are wide.

We found no evidence of an association between seasonal inactivated vaccines and Guillain-Barré syndrome or H1N1 pandemic vaccine and Guillain-Barré syndrome.

There was no evidence of an association between exposure to seasonal inactivated influenza vaccine and other serious adverse events (multiple sclerosis, optic neuritis, and immune thrombocytopenic purpura).

### Overall completeness and applicability of evidence

A number of issues should be taken into consideration when interpreting the results of this review.

1. Methods of vaccine standardisation have changed significantly.
2. Recent vaccines present significant differences in purity when compared with older ones.
3. Different doses and schedules were pooled in the analysis.

Taken alone, this review shows that according to randomised evidence, inactivated vaccines have a small effect in preventing the symptoms of influenza and getting people back to work more quickly. Looking at the NNVs for influenza and ILI for inactivated parenteral vaccine, it seems that effectiveness against ILI is higher than efficacy against laboratory-confirmed influenza (NNV-ILI 29; NNV-influenza 71). These paradoxical results show an apparently higher non-specific effectiveness and a lower specific efficacy. This reflects different rates of ILI and confirmed influenza among the study populations in the respective outcomes. The percentage of unvaccinated participants who developed ILI symptoms was 21.5%, whilst 2.3% participants in the unvaccinated arms of the trials developed laboratory-confirmed influenza.

### Quality of the evidence

We rated the quality of the evidence for ILI and influenza as moderate; hospitalisation, time off work, and increased risk of nausea or vomiting as low; and fever as high ([Summary of findings for the main comparison](#)). The impact of bias varied across the outcomes, leading us to downgrade the quality of evidence for hospitalisation, time off work, and nausea. For other outcomes, analyses drew more heavily on studies at low risk of bias or where the likely impact of bias across the studies was small. Variation in the definition of ILI led us to present stratified risk and to downgrade for inconsistency given some discordance in the direction of effect and high statistical heterogeneity. Our decision to downgrade the quality of the evidence for influenza due to indirectness reflects our uncertainty in the methods to ascertain the outcome in older studies and the impact this has on the applicability of the evidence to current settings. The data for hospitalisation was dominated by the [aa Leibovitz 1971](#) study in [Analysis 1.8](#). Whilst the overall direction of effect indicated a small reduction in absolute terms with the vaccine, we are unable to rule out there being no effect of the intervention. The CI for the effect on nausea/vomiting was wide, although this may reflect the incorporation of variation in the study results, rather than low power.

### Potential biases in the review process

The conclusions of this review regarding the safety profile of inactivated vaccines are uncertain, which is a reflection of the size of the evidence base.

An earlier review of 274 influenza vaccine studies in all age groups (which included most of the studies in this review) showed an inverse relationship between risk of bias and the direction of study conclusions. Conclusions favourable to the use of influenza vaccines were associated with a higher risk of bias. The authors of studies in this review made claims and drew conclusions that were unsupported by the data they presented. In addition, industry-funded studies are more likely to have favourable conclusions, to be published in significantly higher-impact factor journals, and to have higher citation rates than non-industry-funded studies. This difference is not explained by either their size or methodological quality ([Jefferson 2009b](#)). Any interpretation of the body of evidence in this review should be made with these findings in mind.

Additional care should be taken when interpreting the results of observational studies in pregnancy, as the possible presence and effects of immortal time bias were not analysed in previous versions of this review. Immortal time bias occurs when a time-dependent exposure (in this case vaccination) is not included appropriately in an analysis of a survival outcome. The term 'immortal time bias' is used because in observational studies patients must survive sufficiently long to receive treatment; hence, they are immortal by definition before exposure. This type of bias, sometimes referred to as time-dependent bias, is not generally a problem in randomised studies, as treatment (including placebo) is usually given at the beginning of the study. Conversely, in observational studies, exposure to the vaccine has usually taken place before study commencement, with a resulting exposure misclassification. Such bias can affect study conclusions ([Jones 2016](#)).

### Agreements and disagreements with other studies or reviews

#### Systematic reviews estimating the efficacy of influenza vaccination

[DiazGranados 2012](#) performed a meta-analysis that included RCTs on seasonal inactivated or live attenuated influenza vaccines with influenza (with either polymerase chain reaction (PCR) or serological confirmation of infection) as the efficacy outcome. The meta-analysis included 30 studies in children and adults. The authors provided efficacy estimates (RR with 95% CI) stratified by the degree of matching between the vaccine and circulating strains (good, poor, no matching, matching) and by strain type (A H1N1, A H3N2, B). [DiazGranados 2012](#) estimated that in an adult population the efficacy of inactivated vaccine against laboratory-confirmed influenza is 59% (95% CI 50% to 66%). The efficacy estimate for live attenuated vaccine is 39% (95% CI 16% to 55%).

The systematic review by [Osterholm 2012](#) included evidence of the efficacy of both live attenuated and inactivated vaccines in preventing laboratory-confirmed influenza infection assessed exclusively by either PCR or a positive culture. Considering studies carried out in adults only, the pooled estimate of efficacy from six studies (eight data sets) was 59% (95% CI 51% to 67%). Even though three RCTs estimating the efficacy of live attenuated vaccines were included, the authors did not perform an analysis because none

of the single estimates was statistically significant. Observational studies were also included and discussed.

### Systematic reviews assessing the efficacy/effectiveness and/or safety issues of influenza vaccines when administered during pregnancy

The review by [Skowronski 2009](#) is the first comprehensive publication in which evidence for the effectiveness and safety aspects of vaccination during pregnancy has been exhaustively discussed. In the first part of the paper, the authors consider the burden of disease during pregnancy, the risk of death, and the influenza-related risk for the foetus and summarise how the US Advisory Committee on Immunization Practice (ACIP) recommendations have changed over the last four decades. The available evidence on protection (in mother and newborns) and vaccination safety issues are descriptively illustrated, discussed, and compared with the statements in the current vaccination policies reported. In the authors' opinion, immunisation against influenza at any stage of pregnancy may be warranted during pandemics or for women with comorbidity. Seasonal immunisation with trivalent inactivated vaccine may be warranted in pregnancy, without potential complications during the second half of the pregnancy. Finally, the available evidence is insufficient to recommend standard routine vaccination in the early stages of pregnancy.

### Systematic reviews of evidence of severe harms

[Farez 2011](#) evaluated the risk of developing multiple sclerosis or experiencing relapsing multiple sclerosis following immunisation with several vaccinations, including influenza. Meta-analysis performed by pooling the results of four case-control studies would exclude an increased risk of developing multiple sclerosis following influenza vaccine administration (OR 0.97, 95% CI 0.77 to 1.23) ([bb DeStefano 2003](#); [bb Hernan 2004](#); [bb Payne 2006](#); [bb Zorzon 2003](#)).

### Other issues

[Toback 2012](#) provided evidence supporting the introduction of a new quadrivalent live attenuated influenza vaccine (Q-LAIV, already licensed in the USA, where it will be available for the 2013 to 2014 season) containing two different B strains of different lineage (B/Yamagata/16/88 and B/Victoria/2/87). This evidence comes from two RCTs comparing immunogenicity and local and systemic reactions after administration of either Q-LAIV, trivalent inactivated, or trivalent live attenuated vaccines. One RCT was performed in adults, the other in a paediatric population. The presence of two B strains would not significantly affect the antibody response against each B strain. Local and systemic adverse events induced by Q-LAIV administration did not differ significantly from those recorded after administration of other vaccines already in use.

In summary, the conclusions of the cited reviews are broadly comparable with ours, but the results are reported using relative effects-based estimates. In addition, none of the reviews have identified effects of the vaccines on important outcomes such as complications, hospitalisations, and deaths. These findings are also similar to ours.

## AUTHORS' CONCLUSIONS

### Implications for practice

Healthy adults who receive inactivated parenteral influenza vaccine rather than no vaccine probably have a 1% lower risk of experiencing influenza over a single influenza season (2.3% versus 1%, moderate-certainty evidence) and probably have a 3.4% lower risk of experiencing influenza-like illness (ILI) (21.5% versus 18.1%, moderate-certainty evidence). The numbers needed to vaccinate (NNVs) for influenza and ILI were 71 and 29, respectively, reflecting high rates of ILI in the control groups for many of the trials. The NNV of 29 conceals variation in the absolute reduction in ILI for low- and high-risk groups, and the degree of benefit may vary at least in part due to inconsistent symptom classification. Extrapolating these effects to settings other than those of the studies is challenging due to uncertain methods for confirming influenza and variation in the absolute reductions in ILI following vaccination.

We found low-certainty evidence that hospitalisation rates and time off work may be comparable between vaccinated and unvaccinated adults, although the confidence interval around the effect for hospital admission is wide and there was substantial variation in the direction of effect on time off work. Vaccines increase the risk of a number of adverse events, including a small increase in fever, but the effect on nausea or vomiting is less clear.

### Implications for research

When a new vaccination or preventive technology becomes available, an adequately powered, publicly funded, high-quality, placebo-controlled trial run over several seasons should be undertaken. New insights on the role of viruses and other agents in the genesis of influenza and ILI are also needed.

## ACKNOWLEDGEMENTS

The first publication of this review was funded by the UK Ministry of Defence; the 2004 update was supported by the two Italian Local Health Authorities in which two of the review authors were employed; and the 2007 update was funded by the same Local Health Authorities and the UK's Department of Health Cochrane Incentive Scheme. The 2010 update was not funded. The 2014 update was supported by the two Italian Local Health Authorities in which three of the review authors were employed.

This 2016 update was supported by the National Institute for Health Research (NIHR), via Cochrane Incentive Award funding to the Cochrane Acute Respiratory Infections Group. The views and opinions expressed therein are those of the authors and do not necessarily reflect those of the Systematic Reviews Programme, NIHR, National Health Service (NHS), or the Department of Health.

Professor Jon Deeks designed and carried out statistical analyses in earlier versions of the review. The review authors wish to acknowledge Daniela Rivetti, Ghada A Bawazeer and Lubna Al-Ansary as previous authors.

The authors gratefully acknowledge the following people for commenting on previous drafts: Theresa Wrangham, Ann Fonfa, Brian Hutchison, Alan Hampson, James Irlam, Andy Oxman, Barbara Treacy, Gabriella Morandi, Kathie Clark, Hans van der Wouden, Nelcy Rodriguez, Leonard Leibovici, Mark Jones, Jeanne

Lenzer, Janet Wale, Clare Jeffrey, Robert Ware, Maryann Napoli and Roger Damoiseaux.

For this 2016 update, we acknowledge help and comments received from Liz Dooley, Toby Lasserson, Ann Fonfa, Ross Andrews, Elaine Beller, and Roderick Venekamp. We thank Lisa Winer for copy-editing this update.

## REFERENCES

### References to studies included in this review

#### aa Barrett 2011 {published data only}

\* Barrett PN, Berezuk G, Fritsch S, Aichinger G, Hart MK, El-Amin W, et al. Efficacy, safety, and immunogenicity of a Vero-cell-culture-derived trivalent influenza vaccine: a multicentre, double-blind, randomised, placebo-controlled trial. *Lancet* 2011;**377**(9767):751-9.

Ehrlich HJ, Berezuk G, Fritsch S, Aichinger G, Singer J, Portsmouth D, et al. Clinical development of a Vero cell culture-derived seasonal influenza vaccine. *Vaccine* 2011;**30**(29):4377-86.

Ehrlich HJ, Singer J, Berezuk G, Fritsch S, Aichinger G, Hart MK, et al. A cell culture-derived influenza vaccine provides consistent protection against infection and reduces the duration and severity of disease in infected individuals. *Clinical Infectious Diseases* 2012;**54**(7):946-54.

#### aa Beran 2009a {published data only}

Beran J, Wertzova V, Honegr K, Kaliskova E, Havlickova M, Havlik J, et al. Challenge of conducting a placebo-controlled randomized efficacy study for influenza vaccine in a season with low attack rate and a mismatched vaccine B strain: a concrete example. *BMC Infectious Diseases* 2009;**9**:2. [DOI: [10.1186/1471-2334-9-2](https://doi.org/10.1186/1471-2334-9-2)]

#### aa Beran 2009b {published data only}

Beran J, Vesikari T, Wertzova V, Karvonen A, Honegr K, Lindblad N, et al. Efficacy of inactivated split-virus influenza vaccine against culture-confirmed influenza in healthy adults: a prospective, randomized, placebo-controlled trial. *Journal of Infectious Diseases* 2009;**200**:1861-9.

#### aa Bridges 2000a {published data only}

Buxton Bridges C, Thompson VV, Meltzer MI, Reeve GR, Talamonti VJ, Cox NJ, et al. Effectiveness and cost benefit of influenza vaccination of healthy working adults, a randomized controlled trial. *JAMA* 2000;**284**(13):1655-63.

#### aa Bridges 2000b {published data only}

Buxton Bridges C, Thompson VV, Meltzer MI, Reeve GR, Talamonti VJ, Cox NJ. Effectiveness and cost benefit of influenza vaccination of healthy working adults, a randomized controlled trial. *JAMA* 2000;**284**(13):1655-63.

#### aa Eddy 1970 {published data only}

Eddy TS, Davies NA. The effect of vaccine on a closed epidemic of Hong Kong influenza. *South African Medical Journal* 1970;**44**(8):214-6.

#### aa Edwards 1994a {published data only}

Edwards KM, Dupont WD, Westrich MK, Plummer WD Jr, Palmer PS, Wright PF. A randomized controlled trial of cold adapted and inactivated vaccines for the prevention of influenza A disease. *Journal of Infectious Diseases* 1994;**169**(1):68-76.

#### aa Edwards 1994b {published data only}

Edwards KM, Dupont WD, Westrich MK, Plummer WD Jr, Palmer PS, Wright PF. A randomized controlled trial of cold adapted and inactivated vaccines for the prevention of influenza A disease. *Journal of Infectious Diseases* 1994;**169**(1):68-76.

#### aa Edwards 1994c {published data only}

Edwards KM, Dupont WD, Westrich MK, Plummer WD Jr, Palmer PS, Wright PF. A randomized controlled trial of cold adapted and inactivated vaccines for the prevention of influenza A disease. *Journal of Infectious Diseases* 1994;**169**(1):68-76.

#### aa Edwards 1994d {published data only}

Edwards KM, Dupont WD, Westrich MK, Plummer WD Jr, Palmer PS, Wright PF. A randomized controlled trial of cold adapted and inactivated vaccines for the prevention of influenza A disease. *Journal of Infectious Diseases* 1994;**169**(1):68-76.

#### aa Frey 2010 {published data only}

Frey S, Vesikari T, Szymczakiewicz-Multanowska A, Lattanzi M, Izu A, Groth N, et al. Clinical efficacy of cell culture-derived and egg-derived inactivated subunit influenza vaccines in healthy adults. *Clinical Infectious Diseases* 2010;**51**(9):997-1004.

#### aa Hammond 1978 {published data only}

Hammond ML, Ferris AA, Faine S. Effective protection against influenza after vaccination with subunit vaccine. *Medical Journal of Australia* 1978;**1**(6):301-3.

#### aa Jackson 2010a {published data only}

Jackson LA, Gaglani MJ, Keyserling HL, Balsler J, Bouveret N, Fries L, et al. Safety, efficacy, and immunogenicity of an inactivated influenza vaccine in healthy adults: a randomised, placebo-controlled trial over two influenza seasons. *BMC Infectious Diseases* 2010;**10**:71.

#### aa Jackson 2010b {published data only}

Jackson LA, Gaglani MJ, Keyserling HL, Balsler J, Bouveret N, Fries L, et al. Safety, efficacy, and immunogenicity of an inactivated influenza vaccine in healthy adults: a randomised, placebo-controlled trial over two influenza seasons. *BMC Infectious Diseases* 2010;**10**:71.

#### aa Keitel 1988a {published data only}

Keitel WA, Cate TR, Couch RB. Efficacy of sequential annual vaccination with inactivated influenza virus vaccine. *American Journal of Epidemiology* 1988;**127**(2):353-64.

#### aa Keitel 1988b {published data only}

Keitel WA, Cate TR, Couch RB. Efficacy of sequential annual vaccination with inactivated influenza virus vaccine. *American Journal of Epidemiology* 1988;**127**(2):353-64.

**aa Keitel 1997a** {published data only}

Keitel WA, Cate TR, Couch RB, Huggins LL, Hess KR. Efficacy of repeated annual immunization with inactivated influenza virus vaccines over a five year period. *Vaccine* 1997;**15**(10):1114-22.

**aa Keitel 1997b** {published data only}

Keitel WA, Cate TR, Couch RB, Huggins LL, Hess KR. Efficacy of repeated annual immunization with inactivated influenza virus vaccines over a five year period. *Vaccine* 1997;**15**(10):1114-22.

**aa Keitel 1997c** {published data only}

Keitel WA, Cate TR, Couch RB, Huggins LL, Hess KR. Efficacy of repeated annual immunization with inactivated influenza virus vaccines over a five year period. *Vaccine* 1997;**15**(10):1114-22.

**aa Langley 2011** {published data only}

Langley JM, Aoki F, Ward BJ, McGeer A, Angel JB, Stiver G, et al. A nasally administered trivalent inactivated influenza vaccine is well tolerated, stimulates both mucosal and systemic immunity, and potentially protects against influenza illness. *Vaccine* 2011;**29**(10):1921-8.

**aa Leibovitz 1971** {published data only}

Leibovitz A, Coultrip RL, Kilbourne ED, Legters LJ, Smith CD, Chin J, et al. Correlated studies of a recombinant influenza-virus vaccine. IV. Protection against naturally occurring influenza in military trainees. *Journal of Infectious Diseases* 1971;**124**(5):481-7.

**aa McBride 2016a** {published data only}

McBride WJ, Abhayaratna WP, Barr I, Booy R, Carapetis J, Carson S, et al. Efficacy of a trivalent influenza vaccine against seasonal strains and against 2009 pandemic H1N1: a randomized, placebo-controlled trial. *Vaccine* 2016;**34**(41):4991-7.

**aa McBride 2016b** {published data only}

McBride WJ, Abhayaratna WP, Barr I, Booy R, Carapetis J, Carson S, et al. Efficacy of a trivalent influenza vaccine against seasonal strains and against 2009 pandemic H1N1: a randomized, placebo-controlled trial. *Vaccine* 2016;**34**(41):4991-7.

**aa Mesa Duque 2001** {published data only}

Mesa Duque SS, Moreno AP, Hurtado G, Arbelàz Montoya MP. Effectiveness of an influenza vaccine in a working population in Colombia [Efectividad de una vacuna anti gripal en una población laboral colombiana]. *Pan American Journal of Public Health* 2001;**10**(4):232-9.

**aa Mixéu 2002** {published data only}

Mixéu MA, Vespa GN, Forleo-Neto E, Toniolo-Neto J, Alves PM. Impact of influenza vaccination on civilian aircrew illness and absenteeism. *Aviation, Space, and Environmental Medicine* 2002;**73**(9):876-80.

**aa Mogabgab 1970a** {published data only}

Mogabgab WJ, Leiderman E. Immunogenicity of 1967 polyvalent and 1968 Hong Kong influenza vaccines. *JAMA* 1970;**211**(10):1672-6.

**aa Mogabgab 1970b** {published data only}

Mogabgab WJ, Leiderman E. Immunogenicity of 1967 polyvalent and 1968 Hong Kong influenza vaccines. *JAMA* 1970;**211**(10):1672-6.

**aa Monto 1982** {published data only}

Monto AS, DeWolfe Miller F, Maassab HF. Evaluation of an attenuated, cold recombinant influenza B virus vaccine. *Journal of Infectious Diseases* 1982;**145**(1):57-64.

**aa Monto 2009** {published data only}

Monto AS, Ohmit SE, Petrie JG, Johnson E, Truscon R, Teich E, et al. Comparative efficacy of inactivated and live attenuated influenza vaccines. *New England Journal of Medicine* 2009;**361**(13):1260-7.

**aa Nichol 1995** {published data only}

Nichol KL, Lind A, Margolis KL, Murdoch M, McFadden R, Hauge M. The effectiveness of vaccination against influenza in healthy, working adults. *New England Journal of Medicine* 1995;**333**(14):889-93.

**aa Nichol 1999a** {published data only}

Nichol KL, Mendelman PM, Mallon KP, Jackson LA, Gorse GJ, Belshe RB, et al. Effectiveness of live attenuated intranasal influenza virus vaccine in healthy working adults, a randomized controlled trial. *JAMA* 1999;**282**(2):137-44.

**aa Ohmit 2006** {published data only (unpublished sought but not used)}

Ohmit SE, Victor JC, Rotthoff JR, Teich ER, Truscon RK, Baum LL, et al. Prevention of antigenically drifted influenza by inactivated and live attenuated vaccines. *New England Journal of Medicine* 2006;**355**(24):2513-22.

**aa Ohmit 2008** {published data only}

Ohmit SE, Victor JC, Teich ER, Truscon RK, Rotthoff JR, Newton DW, et al. Prevention of symptomatic seasonal influenza in 2005-2006 by inactivated and live attenuated vaccines. *Journal of Infectious Diseases* 2008;**198**(3):312-7.

**aa Powers 1995a** {published data only}

Powers DC, Smith GE, Anderson EL, Kennedy DJ, Hackett CS, Wilkinson BE, et al. Influenza A virus vaccines containing purified recombinant H3 hemagglutinin are well tolerated and induce protective immune responses in healthy adults. *Journal of Infectious Diseases* 1995;**171**(6):1595-9.

**aa Powers 1995b** {published data only}

Powers DC, Smith GE, Anderson EL, Kennedy DJ, Hackett CS, Wilkinson BE, et al. Influenza A virus vaccines containing purified recombinant H3 hemagglutinin are well tolerated and induce protective immune responses in healthy adults. *Journal of Infectious Diseases* 1995;**171**(6):1595-9.

**aa Powers 1995c** {published data only}

Powers DC, Smith GE, Anderson EL, Kennedy DJ, Hackett CS, Wilkinson BE, et al. Influenza A virus vaccines containing purified recombinant H3 hemagglutinin are well tolerated and induce protective immune responses in healthy adults. *Journal of Infectious Diseases* 1995;**171**:1595-9.

**aa Rytel 1977** {published data only}

Rytel MW, Jackson LJ, Niebojewski RA, Haagensen JL, Rosenkranz MA. Field trial of live attenuated influenza A/B ("Alice"/R-75) vaccine. *American Journal of Epidemiology* 1977;**105**(1):49-55.

**aa Sumarokow 1971** {published data only}

Sumarokow AA, Popov VF, Nefedova LA, Salmin LV, Lazorenko NF. A study of live influenza vaccines in a controlled trial. *Zhurnal Mikrobiologii Epidemiologii Immunobiologii* 1971;**48**(2):46-52.

**aa Tannock 1984** {published data only}

Tannock GA, Bryce DA, Hensley MJ, Saunders NA, Gillett RS, Kennedy WS. Responses to one or two doses of a deoxycholate subunit influenza vaccine in a primed population. *Vaccine* 1984;**2**(1):100-5.

**aa Treanor 2011** {published data only}

Treanor JJ, El Sahly H, King J, Graham I, Izikson R, Kohberger R, et al. Protective efficacy of a trivalent recombinant hemagglutinin protein vaccine (FluBlok) against influenza in healthy adults: a randomised, placebo-controlled trial. *Vaccine* 2011;**29**(44):7733-9.

**aa Waldman 1969a** {published data only}

Waldman RH, Bond JO, Levitt LP, Hartwig EC, Prather EC, Baratta RL, et al. An evaluation of influenza immunization. *Bulletin of the World Health Organization* 1969;**41**(3):543-8.

**aa Waldman 1969b** {published data only}

Waldman RH, Bond JO, Levitt LP, Hartwig EC, Prather EC, Baratta RL, et al. An evaluation of influenza immunization. *Bulletin of the World Health Organization* 1969;**41**(3):543-8.

**aa Waldman 1969c** {published data only}

Waldman RH, Bond JO, Levitt LP, Hartwig EC, Prather EC, Baratta RL, et al. An evaluation of influenza immunization. *Bulletin of the World Health Organization* 1969;**41**(3):543-8.

**aa Waldman 1969d** {published data only}

Waldman RH, Bond JO, Levitt LP, Hartwig EC, Prather EC, Baratta RL, et al. An evaluation of influenza immunization. *Bulletin of the World Health Organization* 1969;**41**(3):543-8.

**aa Waldman 1972a** {published data only}

Waldman RH, Coggins WJ. Influenza immunization: field trial on a university campus. *Journal of Infectious Diseases* 1972;**126**(3):242-8.

**aa Waldman 1972b** {published data only}

Waldman RH, Coggins WJ. Influenza immunization: field trial on a university campus. *Journal of Infectious Diseases* 1972;**126**(3):242-8.

**aa Waldman 1972c** {published data only}

Waldman RH, Coggins WJ. Influenza immunization: field trial on a university campus. *Journal of Infectious Diseases* 1972;**126**(3):242-8.

**aa Waldman 1972d** {published data only}

Waldman RH, Coggins WJ. Influenza immunization: field trial on a university campus. *Journal of Infectious Diseases* 1972;**126**(3):242-8.

**aa Weingarten 1988** {published data only}

Weingarten S, Staniloff H, Ault M, Miles P, Bamberger M, Meyer RD. Do hospital employees benefit from the influenza vaccine?. *Journal of General Internal Medicine* 1988;**3**(1):32-7.

**aa Zhilova 1986a** {published data only}

Zhilova GP, Ignat'eva GS, Orlov VA, Malikova EV, Maksakova VL. Results of a study of the effectiveness of simultaneous immunization against influenza with live and inactivated vaccines (1980 - 1983). *Voprosy Virusologii* 1986;**31**(1):40-4.

**aa Zhilova 1986b** {published data only}

Zhilova GP, Ignat'eva GS, Orlov VA, Malikova EV, Maksakova VL. Results of a study of the effectiveness of simultaneous immunization against influenza with live and inactivated vaccines (1980 - 1983). *Voprosy Virusologii* 1986;**31**(1):40-4.

**ab Atmar 1990** {published data only}

Atmar RL, Bloom K, Keitel W, Couch RB, Greenberg SB. Effect of live attenuated, cold recombinant (CR) influenza virus vaccines on pulmonary function in healthy and asthmatic adults. *Vaccine* 1990;**8**(3):217-24.

**ab Betts 1977a** {published data only}

Betts RF, Douglas RG Jr, Roth FK, Little JW 3rd. Efficacy of live attenuated influenza A/Scotland/74 (H3N2) virus vaccine against challenge with influenza A/Victoria/3/75 (H3N2) virus. *Journal of Infectious Diseases* 1977;**136**(6):746-53.

**ab Boyce 2000** {published data only}

Boyce TG, Hsu HH, Sannella EC, Coleman-Dockery SD, Baylis E, Zhu Y, et al. Safety and immunogenicity of adjuvanted and unadjuvanted subunit influenza vaccines administered intranasally to healthy adults. *Vaccine* 2000;**19**(2-3):217-26.

**ab Caplan 1977** {published data only}

Caplan ES, Hughes TP, O'Donnel S, Levine MM, Hornick RB. Reactogenicity and immunogenicity of parenteral monovalent influenza A/Victoria/3/75 (H3N2) virus vaccine in healthy adults. *Journal of Infectious Diseases* 1977;**136**(Suppl):484-90.

**ab El'shina 1996** {published data only}

El'shina GA, Masalin IM, Shervali VI, Gorbunov MA, Lonskaia NI, Agafonova LV, et al. The trivalent polymer-subunit influenza vaccine Grippol studied in a controlled epidemiological trial. *Voenno-Meditsinskii Zhurnal* 1996;**317**(8):57-60.

**ab Evans 1976** {published data only}

Evans AE, Letley E, Ferris RD, Freestone DS. WRL 105 strain live attenuated influenza vaccine; comparison of one and two dose schedules. *Journal of Hygiene* 1976;**77**(3):327-32.

**ab Forsyth 1967** {published data only}

Forsyth JR. An assessment of oil adjuvant and aqueous influenza vaccines. I. Reactions to the vaccines. *Journal of Hygiene* 1967;**65**(4):485-95.

**ab Goodeve 1983** {published data only}

Goodeve A, Potter CW, Clark A, Jennings R, Schild GC, Yetts R. A graded-dose study of inactivated, surface antigen influenza B vaccine in volunteers: reactogenicity, antibody response and protection to challenge virus infection. *Journal of Hygiene* 1983;**90**(1):107-15.

**ab Hrabar 1977** {published data only}

Hrabar A, Vodopija I, Andre FE, Mitchell JR, Maassab HF, Hennessy AV, et al. A placebo-controlled dose-response study of the reactogenicity and immunogenicity of a cold-adapted recombinant A/Victoria/3/75 (H3N2) live influenza virus candidate vaccine in healthy volunteers. *Developments in Biological Standardization* 1977;**39**:53-60.

**ab Keitel 1993a** {published data only}

Keitel WA, Couch RB, Quarles JM, Cate TR, Baxter B, Maassab HF. Trivalent attenuated cold-adapted influenza virus vaccine: reduced viral shedding and serum antibody responses in susceptible adults. *Journal of Infectious Diseases* 1993;**167**(2):305-11.

**ab Keitel 1993b** {published data only}

Keitel WA, Couch RB, Quarles JM, Cate TR, Baxter B, Maassab HF. Trivalent attenuated cold-adapted influenza virus vaccine: reduced viral shedding and serum antibody responses in susceptible adults. *Journal of Infectious Diseases* 1993;**167**(2):305-11.

**ab Langley 2005** {published data only}

Langley JM, Halperin SA, McNeil S, Smith B, Jones T, Burt D, et al. Safety and immunogenicity of a Proteosome-trivalent inactivated influenza vaccine, given nasally to healthy adults. *Vaccine* 2005;**24**(10):1601-8.

**ab Lauteria 1974** {published data only}

Lauteria SF, Kantzler GB, High PC, Lee JD, Waldman RH. An attenuated influenza virus vaccine: reactogenicity, transmissibility, immunogenicity, and protective efficacy. *Journal of Infectious Diseases* 1974;**130**(4):380-3.

**ab Miller 1977** {published data only}

Miller LW, Togo Y, Hornick RB. Clinical and serologic effects of live attenuated serum inhibitor-resistant influenza B vaccine in seronegative adults. *Journal of Medical Virology* 1977;**1**(3):193-9.

**ab Pyrhönen 1981** {published data only}

Pyrhönen S, Suni J, Romo M. Clinical trial of a subunit influenza vaccine. *Scandinavian Journal of Infectious Diseases* 1981;**13**:95-9.

**ab Reeve 1982** {published data only}

Reeve P, Pibermann M, Bachmayer H, Liehl E, Moritz A, Ganzinger U, et al. Studies in man with a cold-recombinant live influenza B virus vaccine. *Journal of Medical Virology* 1982;**9**(1):1-9.

**ab Rocchi 1979a** {published data only}

Rocchi G, Ragona G, Piga C, Pelosio A, Volpi A, Vella S, et al. Influenza vaccination with live-attenuated and inactivated

virus-vaccines during an outbreak of disease. *Journal of Hygiene* 1979;**83**(3):383-90.

**ab Rocchi 1979b** {published data only}

Rocchi G, Ragona G, Piga C, Pelosio A, Volpi A, Vella S, et al. Influenza vaccination with live-attenuated and inactivated virus-vaccines during an outbreak of disease. *Journal of Hygiene* 1979;**83**(3):383-90.

**ab Saxen 1999** {published data only}

Saxen H, Virtanen M. Randomized, placebo-controlled double blind study on the efficacy of influenza immunization on absenteeism of health care workers. *Pediatric Infectious Disease Journal* 1999;**18**(9):779-83.

**ab Scheifele 2003** {published data only}

Scheifele DW, Duval B, Russell ML, Warrington R, DeSerres G, Skowronski DM, et al. Ocular and respiratory symptoms attributable to inactivated split influenza vaccine: evidence from a controlled trial involving adults. *Clinical Infectious Diseases* 2003;**36**(7):850-7.

**ab Spencer 1977** {published data only}

Spencer MJ, Cherry JD, Powell KR. Clinical trial with "R-75" strain live, attenuated, serum inhibitor-resistant intranasal influenza B vaccine. *Journal of Clinical Microbiology* 1977;**5**(6):584-7.

**bb Dauvilliers 2013** {published data only}

Dauvilliers Y, Arnulf I, Lecendreux M, Monaca Charley C, Franco P, Drouot X, et al. Increased risk of narcolepsy in children and adults after pandemic H1N1 vaccination in France. *Brain* 2013;**139**(Pt 8):2486-96.

**bb DeStefano 2003** {published data only}

DeStefano F, Verstraeten T, Jackson LA, Okoro CA, Benson P, Black SB, et al. Vaccinations and risk of central nervous system demyelinating diseases in adults. *Archives of Neurology* 2003;**60**(4):504-9.

**bb Dieleman 2011a** {published data only}

Dieleman J, Romio S, Johansen K, Weibel D, Bonhoeffer J, Sturkenboom M, et al. Guillain-Barré syndrome and adjuvanted pandemic influenza A (H1N1) 2009 vaccine: multinational case-control study in Europe. *BMJ* 2012;**343**:d3908.

**bb Dieleman 2011b** {published data only}

Dieleman J, Romio S, Johansen K, Weibel D, Bonhoeffer J, Sturkenboom M, et al. Guillain-Barré syndrome and adjuvanted pandemic influenza A (H1N1) 2009 vaccine: multinational case-control study in Europe. *BMJ* 2012;**343**:d3908.

**bb Dieleman 2011c** {published data only}

Dieleman J, Romio S, Johansen K, Weibel D, Bonhoeffer J, Sturkenboom M, et al. Guillain-Barré syndrome and adjuvanted pandemic influenza A (H1N1) 2009 vaccine: multinational case-control study in Europe. *BMJ* 2012;**343**:d3908.

**bb Dieleman 2011d** {published data only}

Dieleman J, Romio S, Johansen K, Weibel D, Bonhoeffer J, Sturkenboom M, et al. Guillain-Barré syndrome and adjuvanted

pandemic influenza A (H1N1) 2009 vaccine: multinational case-control study in Europe. *BMJ* 2012;**343**:d3908.

**bb Dieleman 2011e** {published data only}

Dieleman J, Romio S, Johansen K, Weibel D, Bonhoeffer J, Sturkenboom M, et al. Guillain-Barré syndrome and adjuvanted pandemic influenza A (H1N1) 2009 vaccine: multinational case-control study in Europe. *BMJ* 2012;**343**:d3908.

**bb Galeotti 2013** {published data only}

Galeotti F, Massari M, D'Alessandro R, Beghi E, Chiò A, Logroscino G, et al. Risk of Guillain-Barré syndrome after 2010-2011 influenza vaccination. *European Journal of Epidemiology* 2013;**28**(5):433-44.

**bb Garbe 2012** {published data only}

Garbe E, Andersohn F, Bronder E, Klimpel A, Thomae M, Kurtal H. Association between drug use and acute immune thrombocytopenia in adults: results from the Berlin case-control surveillance study. *Pharmacoepidemiology and Drug Safety* 2011;**20**:S147.

Garbe E, Andersohn F, Bronder E, Salama A, Klimpel A, Thomae M, et al. Drug-induced immune thrombocytopenia: results from the Berlin Case-Control Surveillance Study. *European Journal of Clinical Pharmacology* 2012;**68**(5):821-32.

**bb Grimaldi-Bensouda 2011** {published data only}

Grimaldi-Bensouda L, Alperovitch A, Besson G, Vial C, Cuisset JM, Papeix C, et al. Guillain-Barre syndrome, influenzalike illnesses, and influenza vaccination during seasons with and without circulating A/H1N1 viruses. *American Journal of Epidemiology* 2011;**174**(3):326-35.

**bb Grimaldi-Bensouda 2012** {published data only}

Grimaldi-Bensouda L, Michel M, Aubrun E, Leighton P, Viillard JF, Adoue D, et al. A case-control study to assess the risk of immune thrombocytopenia associated with vaccines. *Blood* 2012;**120**(25):4938-44.

Grimaldi-Bensouda L, Michel M, Viillard J-F, Adoue D, Magy-Bertrand N, Khellaf M, et al. A multicenter case-control prospective study to assess the risk of immune thrombocytopenia (ITP) associated with vaccines in adults using the PGRx-ITP registry. *Blood* 2011;**118**(21):1169.

**bb Hernan 2004** {published data only}

Hernan MA, Jick SS, Olek MJ, Jick H. Recombinant hepatitis B vaccine and the risk of multiple sclerosis: a prospective study. *Neurology* 2004;**63**(5):838-42.

**bb MacIntyre 2013** {published data only}

MacIntyre CR, Heywood AE, Kovoov P, Ridda I, Seale H, Tan T, et al. Ischaemic heart disease, influenza and influenza vaccination: a prospective case control study. *Heart* 2013;**99**(24):1843-8.

**bb Mastrangelo 2000** {published data only}

Mastrangelo G, Rossi CR, Pfahlberg A, Marzia V, Barba A, Baldo M, et al. Is there a relationship between influenza vaccinations and risk of melanoma? A population-based case-control study. *European Journal of Epidemiology* 2000;**16**(9):777-82.

**bb Mutsch 2004** {published data only}

Mutsch M, Zhou W, Rhodes P, Bopp M, Chen RT, Linder T, et al. Use of the inactivated intranasal influenza vaccine and the risk of Bell's palsy in Switzerland. *New England Journal of Medicine* 2004;**350**(9):896-903.

**bb Payne 2006** {published data only}

Payne DC, Rose CE Jr, Kerrison J, Aranas A, Duderstadt S, McNeil MM. Anthrax vaccination and risk of optic neuritis in the United States military, 1998-2003. *Archives of Neurology* 2006;**63**(6):871-5.

**bb Ray 2011** {published data only}

Ray P, Black S, Shinefield H, Dillon A, Carpenter D, Lewis E, et al. Vaccine Safety Datalink Team. Risk of rheumatoid arthritis following vaccination with tetanus, influenza and hepatitis B vaccines among persons 15-59 years of age. *Vaccine* 2011;**29**(38):6592-7.

**bb Rouleau 2014** {published data only}

Rouleau I, De Serres G, Skowronski DM, Drolet JP, Lemire C, Toth E, et al. Risk factors associated with anaphylaxis and other allergic-like events following receipt of 2009 monovalent AS03-adjuvanted pandemic influenza vaccine in Quebec, Canada. *Vaccine* 2014;**32**(28):3480-7.

**bb Siscovick 2000** {published data only}

Siscovick DS, Raghunathan TE, Lin D, Weinmann S, Arbogast P, Lemaitre RN, et al. Influenza vaccination and the risk of primary cardiac arrest. *American Journal of Epidemiology* 2000;**152**(7):674-7.

**bb Zorzon 2003** {published data only}

Zorzon M, Zivadinov R, Nasuelli D, Dolfini P, Bosco A, Bratina A, et al. Risk factors of multiple sclerosis: a case-control study. *Neurological Sciences* 2003;**24**(4):242-7.

**cb Bardage 2011** {published data only}

Bardage C, Persson I, Ortqvist A, Bergman U, Ludvigsson JF, Granath F. Neurological and autoimmune disorders after vaccination against pandemic influenza A (H1N1) with a monovalent adjuvanted vaccine: population based cohort study in Stockholm, Sweden. *BMJ* 2011;**343**:d5956.

**cb Baxter 2012** {published data only}

Baxter R, Toback SL, Sifakis F, Hansen J, Bartlett J, Aukes L, et al. A postmarketing evaluation of the safety of Ann Arbor strain live attenuated influenza vaccine in adults 18-49 years of age. *Vaccine* 2012;**30**(20):3053-60.

**cb Kaplan 1982** {published data only}

Kaplan JE, Katona P, Hurwitz ES, Schonberger LB. Guillain-Barre syndrome in the United States, 1979-1980 and 1980-1981. Lack of an association with influenza vaccination. *JAMA* 1982;**248**(6):698-700.

**cb Lasky 1998** {published data only}

Lasky T, Terracciano GJ, Magder L, Koski CL, Ballesteros M, Nash D, et al. The Guillain-Barre syndrome and the 1992-1993 and 1993-1994 influenza vaccines. *New England Journal of Medicine* 1998;**339**(25):1797-802.



**cb Moro 2013** {published data only}

Moro ML, Nobilio L, Voci C, Di Mario S, Candela S, Magrini N. A population based cohort study to assess the safety of pandemic influenza vaccine Focetria in Emilia-Romagna region, Italy - part two. *Vaccine* 2013;**31**(10):1438-46.

**cb O'Flanagan 2014** {published data only}

O'Flanagan D, Barret AS, Foley M, Cotter S, Bonner C, Crowe C, et al. Investigation of an association between onset of narcolepsy and vaccination with pandemic influenza vaccine, Ireland April 2009-December 2010. *Eurosurveillance* 2014;**19**(17):15-25.

**cb Persson 2014** {published data only}

Persson I, Granath F, Askling J, Ludvigsson JF, Olsson T, Feltelius N. Risks of neurological and immune-related diseases, including narcolepsy, after vaccination with Pandemrix: a population- and registry-based cohort study with over 2 years of follow-up. *Journal of Internal Medicine* 2014;**275**(2):172-90.

**cb Ray 2011** {published data only}

Ray P, Black S, Shinefield H, Dillon A, Carpenter D, Lewis E, et al. Risk of rheumatoid arthritis following vaccination with tetanus, influenza and hepatitis B vaccines among persons 15-59 years of age. *Vaccine* 2011;**29**(38):6592-7.

**cb Shonberger 1979** {published data only}

Schonberger LB, Bregman DJ, Sullivan-Bolyai JZ, Keenlyside RA, Ziegler DW, Retalliau HF, et al. Guillain-Barre syndrome following vaccination in the National Influenza Immunization Program, United States, 1976 - 1977. *American Journal of Epidemiology* 1979;**110**(2):105-23.

**paa Ma 2014** {published data only}

Ma F, Zhang L, Jiang R, Zhang J, Wang H, Gao X, et al. Prospective cohort study of the safety of an influenza A (H1N1) vaccine in pregnant Chinese women. *Clinical and Vaccine Immunology* 2014;**21**(9):1282-7.

**paa Madhi 2014** {published data only}

Madhi SA, Cutland CL, Kuwanda L, Weinberg A, Hugo A, Jones S, et al. Influenza vaccination of pregnant women and protection of their infants. *New England Journal of Medicine* 2014;**371**(10):918-31.

**pba Benowitz 2010** {published data only}

Benowitz I, Esposito DB, Gracey KD, Shapiro ED, Vázquez M. Influenza vaccine given to pregnant women reduces hospitalization due to influenza in their infants. *Clinical Infectious Diseases* 2010;**51**(12):1355-61.

**pba Poehling 2011** {published data only}

Poehling KA, Szilagyi PG, Staat MA, Snively BM, Payne DC, Bridges CB, et al. Impact of maternal immunization on influenza hospitalizations in infants. *American Journal of Obstetrics and Gynecology* 2011;**204**(Suppl 6):141-8.

**pbb Irving 2013** {published data only}

Irving SA, Kieke BA, Donahue JG, Mascola MA, Baggs J, Destefano F, et al. Trivalent inactivated influenza vaccine

and spontaneous abortion. *Obstetrics and Gynecology* 2013;**121**(1):159-65.

**pca Ahrens 2014** {published data only}

Ahrens KA, Louik C, Kerr S, Mitchell AA, Werler MM. Seasonal influenza vaccination during pregnancy and the risks of preterm delivery and small for gestational age birth. *Paediatric and Perinatal Epidemiology* 2014;**28**(6):498-509.

**pca Black 2004** {published data only}

Black SB, Shinefield HR, France EK, Fireman BH, Blatt ST, Shay D. Effectiveness of influenza vaccine during pregnancy in preventing hospitalizations and outpatient visits for respiratory illness in pregnant women and their infants. *American Journal of Perinatology* 2004;**21**(6):333-9.

**pca Eick 2011** {published data only}

Eick AA, Uyeki TM, Klimov A, Hall H, Reid R, Santosham M, et al. Maternal influenza vaccination and effect on influenza virus infection in young infants. *Archives of Pediatrics and Adolescent Medicine* 2011;**165**(2):104-11.

**pca France 2006** {published data only}

France EK, Smith-Ray R, McClure D, Hambidge S, Xu S, Yamasaki K, et al. Impact of maternal influenza vaccination during pregnancy on the incidence of acute respiratory illness visits among infants. *Archives of Pediatrics and Adolescent Medicine* 2006;**160**(12):1277-83.

**pca Hulka 1964** {published data only}

Hulka JF. Effectiveness of polyvalent influenza vaccine in pregnancy. Report of a controlled study during an outbreak of Asian influenza. *Obstetrics and Gynecology* 1964;**23**:830-7.

**pca Munoz 2005** {published data only}

Munoz FM, Greisinger AJ, Wehmanen OA, Mouzoon ME, Hoyle JC, Smith FA, et al. Safety of influenza vaccination during pregnancy. *American Journal of Obstetrics and Gynecology* 2005;**192**(4):1098-106.

**pca Yamada 2012** {published data only}

Yamada T, Yamada T, Morikawa M, Cho K, Endo T, Sato SS, et al. Pandemic (H1N1) 2009 in pregnant Japanese women in Hokkaido. *Journal of Obstetrics and Gynaecology Research* 2012;**38**(1):130-6.

**pcb Beau 2014** {published data only}

Beau AB, Hurault-Delarue C, Vidal S, Guitard C, Vayssiere C, Petiot D. Pandemic A/H1N1 influenza vaccination during pregnancy: a comparative study using the EFEMERIS database. *Vaccine* 2014;**32**(11):1254-8.

**pcb Cantu 2013** {published data only}

Cantu J, Biggio J, Jauk V, Wetta L, Andrews W, Tita A. Selective uptake of influenza vaccine and pregnancy outcomes. *Journal of Maternal-Fetal and Neonatal Medicine* 2013;**26**(12):1207-11.

**pcb Chambers 2013** {published data only}

Chambers CD, Johnson D, Xu R, Luo Y, Louik C, Mitchell AA, et al. Risks and safety of pandemic H1N1 influenza vaccine in pregnancy: birth defects, spontaneous abortion, preterm

delivery, and small for gestational age infants. *Vaccine* 2013;**31**(44):5026-32.

**pcb Cleary 2014** {published data only}

Cleary BJ, Rice U, Eogan M, Metwally N, McAuliffe F. 2009 A/H1N1 influenza vaccination in pregnancy: uptake and pregnancy outcomes - a historical cohort study. *European Journal of Obstetrics & Gynecology and Reproductive Biology* 2014;**178**:163-8.

**pcb Deinard 1981** {published data only}

Deinard AS, Ogburn P Jr. A/NJ/8/76 influenza vaccination program: effects on maternal health and pregnancy outcome. *American Journal of Obstetrics and Gynecology* 1981;**140**(3):240-5.

**pcb Dodds 2012** {published data only}

Dodds L, Macdonald N, Scott J, Spencer A, Allen VM, McNeil S. The association between influenza vaccine in pregnancy and adverse neonatal outcomes. *Journal of Obstetrics and Gynaecology Canada* 2012;**34**(8):714-20.

**pcb Fell 2012** {published data only}

Fell DB, Sprague AE, Liu N, Yassef AS 3rd, Wen SW, Smith G, et al. Better Outcomes Registry & Network (BORN) Ontario. H1N1 influenza vaccination during pregnancy and fetal and neonatal outcomes. *American Journal of Public Health* 2012;**102**(6):e33-40.

**pcb Håberg 2013** {published data only}

Håberg SE, Trogstad L, Gunnes N, Wilcox AJ, Gjessing HK, Samuelsen SO, et al. Risk of fetal death after pandemic influenza virus infection or vaccination. *New England Journal of Medicine* 2013;**368**(4):333-40.

\* Håberg SE, Trogstad L, Gunnes N, Wilcox AJ, Gjessing HK, Samuelsen SO, et al. Risk of fetal death after pandemic influenza virus infection or vaccination. *Obstetrical and Gynecological Survey* 2013;**68**(5):348-9.

**pcb Heikkinen 2012** {published data only}

Heikkinen T, Young J, van Beek E, Franke H, Verstraeten T, Weil JG, et al. Safety of MF59-adjuvanted A/H1N1 influenza vaccine in pregnancy: a comparative cohort study. *American Journal of Obstetrics & Gynecology* 2012;**207**(3):177.e1-8.

**pcb Källén 2012** {published data only}

Källén B, Olausson PO. Vaccination against H1N1 influenza with Pandemrix during pregnancy and delivery outcome: a Swedish register study. *British Journal of Obstetrics and Gynaecology* 2012;**119**(13):1583-90.

**pcb Launay 2012** {published data only}

Launay O, Krivine A, Charlier C, Truster V, Tsatsaris V, Lepercq J, et al. Low rate of pandemic A/H1N1 2009 influenza infection and lack of severe complication of vaccination in pregnant women: a prospective cohort study. *PLoS ONE* 2012;**7**(12):e52303.

**pcb Lin 2012** {published data only}

Lin TH, Lin SY, Lin CH, Lin RI, Lin HC, Chiu TH, et al. AdimFlu-S influenza A (H1N1) vaccine during pregnancy: the Taiwanese Pharmacovigilance Survey. *Vaccine* 2012;**30**(16):2671-5.

**pcb Louik 2013** {published data only}

Louik C, Ahrens K, Kerr S, Pyo J, Chambers C, Jones KL, et al. Risks and safety of pandemic H1N1 influenza vaccine in pregnancy: exposure prevalence, preterm delivery, and specific birth defects. *Vaccine* 2013;**31**(44):5033-40.

**pcb Ludvigsson 2013** {published data only}

Ludvigsson JF, Zugna D, Cnattingius S, Richiardi L, Ekblom A, Ortqvist A, et al. Influenza H1N1 vaccination and adverse pregnancy outcome. *European Journal of Epidemiology* 2013;**28**(7):579-88.

**pcb Nordin 2013** {published data only}

Nordin JD, Kharbanda EO, Benitez GV, Nichol K, Lipkind H, Naleway A, et al. Maternal safety of trivalent inactivated influenza vaccine in pregnant women. *Obstetrics and Gynecology* 2013;**121**(3):519-25.

**pcb Nordin 2014** {published data only}

Nordin JD, Kharbanda EO, Vazquez Benitez G, Lipkind H, Vellozzi C, Destefano F. Maternal influenza vaccine and risks for preterm or small for gestational age birth. *Journal of Pediatrics* 2014;**164**(5):1051-7.e2.

**pcb Omer 2011** {published data only}

Omer SB, Goodman D, Steinhoff MC, Rochat R, Klugman KP, Stoll BJ, et al. Maternal influenza immunization and reduced likelihood of prematurity and small for gestational age births: a retrospective cohort study. *PLoS Medicine* 2011;**8**(5):e1000441.

**pcb Oppermann 2012** {published data only}

Oppermann M, Fritzsche J, Weber-Schoendorfer C, Keller-Stanislawski B, Allignol A, Meister R, et al. A(H1N1)v2009: a controlled observational prospective cohort study on vaccine safety in pregnancy. *Vaccine* 2012;**30**(30):4445-52.

**pcb Pasternak 2012** {published data only}

Pasternak B, Svanström H, Mølgaard-Nielsen D, Krause TG, Emborg HD, Melbye M, et al. Risk of adverse fetal outcomes following administration of a pandemic influenza A (H1N1) vaccine during pregnancy. *JAMA* 2012;**308**(2):165-74.

**pcb Richards 2013** {published data only}

Richards JL, Hansen C, Bredfeldt C, Bednarczyk RA, Steinhoff MC, Adjaye-Gbewonyo D, et al. Neonatal outcomes after antenatal influenza immunization during the 2009 H1N1 influenza pandemic: impact on preterm birth, birth weight, and small for gestational age birth. *Clinical Infectious Diseases* 2013;**56**(9):1216-22.

**pcb Rubinstein 2013** {published data only}

Rubinstein F, Micone P, Bonotti A, Wainer V, Schwarcz A, Augustovski F. Influenza A/H1N1 MF59 adjuvanted vaccine in pregnant women and adverse perinatal outcomes: multicentre study. *BMJ Online* 2013;**346**(7896):f393.

**pcb Sheffield 2012** {published data only}

Sheffield JS, Greer LG, Rogers VL, Roberts SW, Lytle H, McIntire DD, et al. Effect of influenza vaccination in the first trimester of pregnancy. *Obstetrics and Gynecology* 2012;**120**(3):532-7.

**pcb Toback 2012** {published data only}

Toback SL, Beigi R, Tennis P, Sifakis F, Calingaert B, Ambrose CS. Maternal outcomes among pregnant women receiving live attenuated influenza vaccine. *Influenza and Other Respiratory Viruses* 2012;**6**(1):44-51.

**pcb Trotta 2014** {published data only}

Trotta F, Da Cas R, Spila Alegiani S, Gramegna M, Venegoni M, Zocchetti C, et al. Evaluation of safety of A/H1N1 pandemic vaccination during pregnancy: cohort study. *BMJ* 2014;**348**:g3361.

**References to studies excluded from this review**
**ab López-Macías 2011a** {published data only}

López-Macías C, Ferat-Osorio E, Tenorio-Calvo A, Isibasi A, Talavera J, Arteaga-Ruiz O, et al. Safety and immunogenicity of a virus-like particle pandemic influenza A (H1N1) 2009 vaccine in a blinded, randomised, placebo-controlled trial of adults in Mexico. *Vaccine* 2011;**29**(44):7826-34.

**ab López-Macías 2011b** {published data only}

López-Macías C, Ferat-Osorio E, Tenorio-Calvo A, Isibasi A, Talavera J, Arteaga-Ruiz O, et al. Safety and immunogenicity of a virus-like particle pandemic influenza A (H1N1) 2009 vaccine in a blinded, randomised, placebo-controlled trial of adults in Mexico. *Vaccine* 2011;**29**(44):7826-34.

**ab Mallory 2010** {published data only}

Mallory RM, Malkin E, Ambrose CS, Bellamy T, Shi L, Yi T, et al. Safety and immunogenicity following administration of a live, attenuated monovalent 2009 H1N1 influenza vaccine to children and adults in two randomised controlled trials. *PLoS ONE* 2010;**5**(10):e13755.

**ab Plennevaux 2010** {published data only}

Plennevaux E, Sheldon E, Blatter M, Reeves-Hoché MK, Denis M. Immune response after a single vaccination against 2009 influenza A H1N1 in USA: a preliminary report of two randomised controlled phase 2 trials. *Lancet* 2010;**375**(9708):41-8.

**ab Precioso 2011** {published data only}

Precioso AR, Miraglia JL, Campos LM, Goulart AC, Timenetsky Mdo C, Cardoso MR, et al. A phase I randomised, double-blind, controlled trial of 2009 influenza A (H1N1) inactivated monovalent vaccines with different adjuvant systems. *Vaccine* 2011;**29**(48):8974-81.

**ab Treanor 2010** {published data only}

Treanor JJ, Taylor DN, Tussey L, Hay C, Nolan C, Fitzgerald T, et al. Safety and immunogenicity of a recombinant hemagglutinin influenza-flagellin fusion vaccine (VAX125) in healthy young adults. *Vaccine* 2010;**28**(52):8268-74.

**ab Turley 2011** {published data only}

Turley CB, Rupp RE, Johnson C, Taylor DN, Wolfson J, Tussey L, et al. Safety and immunogenicity of a recombinant M2e-flagellin influenza vaccine (STF2.4xM2e) in healthy adults. *Vaccine* 2011;**29**(32):5145-52.

**ab Wacheck 2010** {published data only}

Wacheck V, Egorov A, Groiss F, Pfeiffer A, Fuereder T, Hoeflmayer D, et al. A novel type of influenza vaccine: safety and immunogenicity of replication-deficient influenza virus created by deletion of the interferon antagonist NS1. *Journal of Infectious Diseases* 2010;**201**(3):354-62.

**Al-Dabbagh 2013** {published data only}

Al-Dabbagh M, Lapphra K, Scheifele DW, Halperin SA, Langley JM, Cho P, et al. Elevated inflammatory mediators in adults with oculo-respiratory syndrome following influenza immunization: a public health agency of Canada/Canadian Institutes of Health Research Influenza Research Network (PCIRN) Study. *Clinical and Vaccine Immunology* 2013;**20**(8):1108-14.

**Ambrosch 1976** {published data only}

Ambrosch F, Balluch H. Studies of the non-specific clinical effectiveness of influenza vaccination. *Laryngologie, Rhinologie, Otologie* 1976;**55**:57-61.

**Ambrose 2012** {published data only}

Ambrose CS, Wu X. The safety and effectiveness of self-administration of intranasal live attenuated influenza vaccine in adults. *Vaccine* 2013;**31**(6):857-60.

**Andersson 2015** {published data only}

Andersson L. Response on the author's reply to the letter to the editor: Contradictory data on type 1 diabetes in a recently published article "Risks of neurological and immune-related diseases, including narcolepsy, after vaccination with Pandemrix". *Journal of Internal Medicine* 2015;**277**(2):272-3.

**Aoki 1986** {published data only}

Aoki FY, Sitar DS, Milley EV, Hammond GW, Milley EV, Vermeersch C, et al. Potential of influenza vaccine and amantadine to prevent influenza A illness in Canadian forces personnel 1980-83. *Military Medicine* 1986;**151**(9):459-65.

**Arnou 2010** {published data only}

Arnou R, Eavis P, Pardo JR, Ambrozaitis A, Kazek MP, Weber F. Immunogenicity, large scale safety and lot consistency of an intradermal influenza vaccine in adults aged 18-60 years: randomized, controlled, phase III trial. *Human Vaccines* 2010;**6**(4):346-54.

**Atmar 1995** {published data only}

Atmar RL, Keitel WA, Cate TR, Quarles JM, Couch RB. Comparison of trivalent cold-adapted recombinant (CR) influenza virus vaccine with monovalent CR vaccines in healthy unselected adults. *Journal of Infectious Diseases* 1995;**172**(1):253-7.

**Atmar 2011** {published data only}

Atmar RL, Keitel WA, Quarles JM, Cate TR, Patel SM, Nino D, et al. Evaluation of age-related differences in the immunogenicity of a G9 H9N2 influenza vaccine. *Vaccine* 2011;**29**(45):8066-72.

**Atsmon 2012** {published data only}

Atsmon J, Kate-Ilovitz E, Shaikevich D, Singer Y, Volokhov I, Haim KY, et al. Safety and immunogenicity of multimeric-001 - a novel universal influenza vaccine. *Journal of Clinical Immunology* 2012;**32**(3):595-603.

**Ausseil 1999** {published data only}

Ausseil F. Immunization against influenza among working adults: the Philippines experience. *Vaccine* 1999;**17**(Suppl 1):59-62.

**Banzhoff 2001** {published data only}

Banzhoff A, Kaniok W, Muszer A. Effectiveness of an influenza vaccine used in Poland in the 1998-1999 influenza season. *Immunological Investigations* 2001;**30**(2):103-13.

**Baxter 2010** {published data only}

Baxter R, Ray GT, Fireman BH. Effect of influenza vaccination on hospitalizations in persons aged 50 years and older. *Vaccine* 2010;**28**(45):7267-72.

**Baxter 2011** {published data only}

Baxter R, Patriarca PA, Ensor K, Izikson R, Goldenthal KL, Cox MM. Evaluation of the safety, reactogenicity and immunogenicity of FluBlok trivalent recombinant baculovirus-expressed hemagglutinin influenza vaccine administered intramuscularly to healthy adults 50-64 years of age. *Vaccine* 2011;**29**(12):2272-8.

**Baxter 2012** {published data only}

Baxter R, Lewis N, Bakshi N, Vellozzi C, Klein NP. Recurrent Guillain-Barre syndrome following vaccination. *Clinical Infectious Diseases* 2012;**54**(6):800-4.

**Baxter 2013** {published data only}

Baxter R, Bakshi N, Fireman B, Lewis E, Ray P, Vellozzi C, et al. Lack of association of Guillain-Barre syndrome with vaccinations. *Clinical Infectious Diseases* 2013;**57**(2):197-204.

**Belongia 2009** {published data only}

Belongia EA, Kieke BA, Donahue JG, Greenlee RT, Balish A, Foust A, et al. Effectiveness of inactivated influenza vaccines varied substantially with antigenic match from the 2004-2005 season to the 2006-2007 season. *Journal of Infectious Diseases* 2009;**199**(2):159-67.

**Belshe 2001** {published data only}

Belshe RB, Gruber WC. Safety, efficacy and effectiveness of cold-adapted, live, attenuated, trivalent, intranasal influenza vaccine in adults and children. *Philosophical Transactions of the Royal Society of London* 2001;**356**(1416):1947-51.

**Benke 2004** {published data only}

Benke G, Abramson M, Raven J, Thien FCK, Walters EH. Asthma and vaccination history in a young adult cohort. *Australian and New Zealand Journal of Public Health* 2004;**28**(4):336-8.

**Beran 2013** {published data only}

Beran JI, Peeters M, Dewe W, Raupachova J, Hobzova L, Devaster JM. Immunogenicity and safety of quadrivalent versus trivalent inactivated influenza vaccine: a randomised, controlled trial in adults. *BMC Infectious Diseases* 2013;**13**(1):224.

**Betts 1977b** {published data only}

Betts RF, Douglas RG Jr. Comparative study of reactogenicity and immunogenicity of influenza A/New Jersey/8/76 (Hsw1N1) virus vaccines in normal volunteers. *Journal of Infectious Diseases* 1977;**136**(Suppl):443-9.

**Beyer 1996** {published data only}

Beyer WEP, Palache AM, Kerstens R, Masurel N. Gender differences in local and systemic reactions to inactivated influenza vaccine, established by a meta-analysis of fourteen independent studies. *European Journal of Clinical Microbiology & Infectious Diseases* 1996;**15**(1):65-70.

**Carlson 1979** {published data only}

Carlson AJ, Davidson WL, McLean AA, Vella PP, Weibel RE, Woodhour AF, et al. Pneumococcal vaccine: dose, revaccination, and coadministration with influenza vaccine. *Proceedings of the Society for Experimental Biology and Medicine* 1979;**161**(4):558-63.

**Cate 1977** {published data only}

Cate TR, Couch RB, Kasel JA, Six HR. Clinical trials of monovalent influenza A/New Jersey/76 virus vaccines in adults: reactogenicity, antibody response, and antibody persistence. *Journal of Infectious Diseases* 1977;**136**(Suppl):450-5.

**Chavant 2013** {published data only}

Chavant F, Ingrand I, Jonville-Bera AP, Plazenet C, Gras-Champel V, Lagarce L, et al. The PREGVAXGRIP study: a cohort study to assess foetal and neonatal consequences of in utero exposure to vaccination against A (H1N1) v2009 influenza. *Drug Safety* 2013;**36**(6):455-65.

**Chichester 2012** {published data only}

Chichester JA, Jones RM, Green BJ, Stow M, Miao F, Moonsammy G, et al. Safety and immunogenicity of a plant-produced recombinant hemagglutinin-based influenza vaccine (HAI-05) derived from A/Indonesia/05/2005 (H5N1) influenza virus: a phase 1 randomised, double-blind, placebo-controlled, dose-escalation study in healthy adults. *Viruses* 2012;**4**(11):3227-44.

**Chlibek 2002** {published data only}

Chlibek R, Beran J, Splino M. Effectiveness of influenza vaccination in healthy adults - a fourfold decrease in influenza morbidity during one influenza season. *Epidemiologie, Mikrobiologie, Immunologie* 2002;**51**(2):47-51.

**Choe 2011a** {published data only}

Choe YJ, Cho H, Song KM, Kim JH, Han OP, Kwon YH, et al. Active surveillance of adverse events following immunization against pandemic influenza A (H1N1) in Korea. *Japanese Journal of Infectious Diseases* 2011;**64**(4):297-303.

**Choe 2011b** {published data only}

Choe YJ, Cho H, Bae GR, Lee JK. Guillain-Barre syndrome following receipt of influenza A (H1N1) 2009 monovalent vaccine in Korea with an emphasis on Brighton Collaboration case definition. *Vaccine* 2011;**29**(11):2066-70.

**Choe 2011c** {published data only}

Choe YJ, Cho H, Kim SN, Bae GR, Lee JK. Serious adverse events following receipt of trivalent inactivated influenza vaccine in Korea, 2003-2010. *Vaccine* 2011;**29**(44):7727-32.

**Chou 2007** {published data only}

Chou CH, Liou WP, Hu KI, Loh CH, Chou CC, Chen YH. Bell's palsy associated with influenza vaccination: two case reports. *Vaccine* 2007;**25**:2839-41.

**Clover 1991** {published data only}

Clover RD, Crawford S, Glezen WP, Taber LH, Matson CC, Couch RB. Comparison of heterotypic protection against influenza A/Taiwan/86 (H1N1) by attenuated and inactivated vaccines to A/Chile/83-like viruses. *Journal of Infectious Diseases* 1991;**163**(2):300-4.

**Confavreux 2001** {published data only}

Confavreux C, Suissa S, Saddier P, Bourdes V, Vukusic S. Vaccinations and the risk of relapse in multiple sclerosis. Vaccines in Multiple Sclerosis Study Group. *New England Journal of Medicine* 2001;**344**(5):319-26.

**Conlin 2013** {published data only}

Conlin AMS, Bukowinski AT, Sevick CJ, DeScisciolo C, Crum-Cianflone NF. Safety of the pandemic H1N1 influenza vaccine among pregnant U.S. military women and their newborns. *Obstetrics and Gynecology* 2013;**121**(3):511-8.

**Couch 2012** {published data only}

Couch RB, Patel SM, Wade-Bowers CL, Niño D. A randomised clinical trial of an inactivated avian influenza A (H7N7) vaccine. *PLoS ONE* 2012;**7**(12):e49704.

**Das Gupta 2002** {published data only}

Das Gupta R, Guest JF. A model to estimate the cost benefit of an occupational vaccination programme for influenza with Influvac in the UK. *Pharmacoeconomics* 2002;**20**(7):475-84.

**Davidson 2011** {published data only}

Davidson LE, Fiorino AM, Snyderman DR, Hibberd PL. Lactobacillus GG as an immune adjuvant for live-attenuated influenza vaccine in healthy adults: a randomized double-blind placebo-controlled trial. *European Journal of Clinical Nutrition* 2011;**65**(4):501-7.

**Davies 1972** {published data only}

Davies JE, Howell RW, Meichen FW. A clinical trial of inhaled inactivated influenza vaccine. *British Journal of Clinical Practice* 1972;**26**(10):469-71.

**Davies 1973** {published data only}

Davies JE, Howell RH, Meichen FW. A clinical trial of inhaled inactivated influenza vaccine. *British Journal of General Practice* 1970;**27**(6):219-21.

**De Serres 2003a** {published data only}

De Serres GI, Boulianne N, Duval B, Rochette L, Grenier JL, Roussel R, et al. Oculo-respiratory syndrome following influenza vaccination: evidence for occurrence with more than one influenza vaccine. *Vaccine* 2003;**21**(19-20):2346-53.

**De Serres 2003b** {published data only}

De Serres GI, Grenier JL, Toth E, Menard S, Roussel R, Tremblay M, et al. The clinical spectrum of the oculo-respiratory syndrome after influenza vaccination. *Vaccine* 2003;**21**(19-20):2354-61.

**De Serres 2004** {published data only}

De Serres G, Skowronski DM, Guay M, Rochette L, Jacobsen K, Fuller T, et al. Recurrence risk of oculo-respiratory syndrome after influenza vaccination: randomized controlled trial of previously affected persons. *Archives of Internal Medicine* 2004;**164**(20):2266-72.

**De Wals 2012** {published data only}

De Wals P, Deceuninck G, Toth E, Boulianne N, Brunet D, Boucher RM, et al. Risk of Guillain-Barre syndrome following H1N1 influenza vaccination in Quebec. *JAMA* 2012;**308**(2):175-81.

**Dolin 1977** {published data only}

Dolin R, Wise TG, Mazur MH, Tuazon CU, Ennis FA. Immunogenicity and reactogenicity of influenza A/New Jersey/76 virus vaccines in normal adults. *Journal of Infectious Diseases* 1977;**136**(Suppl):435-42.

**Dominguez 2012** {published data only}

Dominguez A, Castilla J, Godoy P, Delgado-Rodriguez M, Martin V, Saez M, et al. Effectiveness of pandemic and seasonal influenza vaccines in preventing pandemic influenza-associated hospitalization. *Vaccine* 2012;**30**(38):5644-50.

**Duffy 2014** {published data only}

Duffy J, Weintraub E, Vellozzi C, DeStefano F. Narcolepsy and influenza A (H1N1) pandemic 2009 vaccination in the United States. *Neurology* 2014;**83**(20):1823-30.

**Eames 2012** {published data only}

Eames KT, Brooks-Pollock E, Paolotti D, Perosa M, Gioannini C, Edmunds WJ. Rapid assessment of influenza vaccine effectiveness: analysis of an internet-based cohort. *Epidemiology and Infection* 2012;**140**(7):1309-15.

**Edmonson 1970** {published data only}

Edmonson KW, Graham SM, Warburton MF. A clinical trial of influenza vaccine in Canberra. *Medical Journal of Australia* 1970;**4**:6-13.

**Eick-Cost 2012** {published data only}

Eick-Cost AA, Tastad KJ, Guerrero AC, Johns MC, Lee S, MacIntosh VH, et al. Effectiveness of seasonal influenza vaccines against influenza-associated illnesses among US military personnel in 2010-11: a case-control approach. *PLoS ONE* 2012;**7**(7):e41435.

**El'shina 1998** {published data only}

El'shina GA, Gorbunov MA, Shervarli VI, Lonskaia NI, Pavlova LI, Khaitov RM, et al. Evaluation of the effectiveness of influenza trivalent polymer subunit vaccine "Grippol". *Zhurnal Mikrobiologii Epidemiologii Immunobiologii* 1998;**3**:40-3.

**Englund 1993** {published data only}

Englund JA, Mbawuie IN, Hammill H, Holleman MC, Baxter BD, Glezen WP. Maternal immunization with influenza or tetanus toxoid vaccine for passive antibody protection in young infants. *Journal of Infectious Diseases* 1993;**168**(3):647-56.

**Finklea 1969** {published data only}

Finklea JF, Sandifer SH, Peck FB, Manos JP. A clinical and serologic comparison of standard and purified bivalent inactivated influenza vaccines. *Journal of Infectious Diseases* 1969;**120**(6):708-12.

**Fisher 2012** {published data only}

Fisher BM, Van Bockern J, Hart J, Lynch AM, Winn VD, Gibbs RS, et al. Pandemic influenza A H1N1 2009 infection versus vaccination: a cohort study comparing immune responses in pregnancy. *PLoS ONE* 2012;**7**(3):e33048.

**Foy 1981** {published data only}

Foy HM, Cooney MK, Allan ID, Frost F, Blumhagen JM, Fox JP. Influenza B virus vaccines in children and adults: adverse reactions, immune response, and observations in the field. *Journal of Infectious Diseases* 1981;**143**(5):700-6.

**Frank 1981** {published data only}

Frank AL, Webster RG, Glezen WP, Cate TR. Immunogenicity of influenza A/USSR (H1N1) subunit vaccine in unprimed young adults. *Journal of Medical Virology* 1981;**7**(2):135-42.

**Freestone 1976** {published data only}

Freestone DS. Clinical trials with intranasally administered WRL 105 strain live influenza vaccine in volunteers. *Developments in Biological Standardization* 1976;**33**:207-12.

**Gerstoft 2001** {published data only}

Gerstoft J. Influenza vaccination of healthy adults. *Ugeskrift for Laeger* 2001;**163**(19):2615-7.

**Greenbaum 2002** {published data only}

Greenbaum E, Furst A, Kiderman A, Stewart B, Levy R, Schlesinger M, et al. Mucosal [SIgA] and serum [IgG] immunologic responses in the community after a single intranasal immunization with a new inactivated trivalent influenza vaccine. *Vaccine* 2002;**20**(7-8):1232-9.

**Greene 2013** {published data only}

Greene SK, Rett MD, Vellozzi C, Li L, Kulldorff M, Marcy SM, et al. Guillain-Barre syndrome, influenza vaccination, and antecedent respiratory and gastrointestinal infections: a case-centered analysis in the Vaccine Safety Datalink, 2009-2011. *PLoS ONE* 2013;**8**(6):e67185.

**Gross 1999** {published data only}

Gross PA, Sperber SJ, Donabedian A, Dran S, Morchel G, Catarozolo P, et al. Paradoxical response to a novel influenza

virus vaccine strain: the effect of prior immunization. *Vaccine* 1999;**17**(18):2284-9.

**Grotto 1998** {published data only}

Grotto I, Mandel Y, Green MS, Varsano N, Gdalevich M, Ashkenazi I, et al. Influenza vaccine efficacy in young, healthy adults. *Clinical Infectious Diseases* 1998;**26**(4):913-7.

**Gruber 1994** {published data only}

Gruber WC, Campbell PW, Thompson JM, Reed GW, Roberts B, Wright PF. Comparison of live attenuated and inactivated influenza vaccines in cystic fibrosis patients and their families: results of a 3-year study. *Journal of Infectious Diseases* 1994;**169**(2):241-7.

**Gwini 2011** {published data only}

Gwini SM, Coupland CA, Siriwardena AN. The effect of influenza vaccination on risk of acute myocardial infarction: self-controlled case-series study. *Vaccine* 2011;**29**(6):1145-9.

**Haber 2004** {published data only}

Haber P, DeStefano F, Angulo FJ, Iskander J, Shadomy SV, Weintraub E, et al. Guillain-Barre syndrome following influenza vaccination. *JAMA* 2004;**292**(20):2478-81.

**Haigh 1973** {published data only}

Haigh W, Howell RW, Meichen FW. A comparative trial of influenza immunization by inhalation and hypojet method. *The Practitioner* 1973;**211**:365-70.

**Halperin 2002** {published data only}

Halperin SA, Smith B, Mabrouk T, Germain M, Trepanier P, Hassell T, et al. Safety and immunogenicity of a trivalent, inactivated, mammalian cell culture-derived influenza vaccine in healthy adults, seniors, and children. *Vaccine* 2002;**20**(7-8):1240-7.

**Hambidge 2011** {published data only}

Hambidge SJ, Ross C, McClure D, Glanz J. Trivalent inactivated influenza vaccine is not associated with sickle cell hospitalizations in adults from a large cohort. *Vaccine* 2011;**29**(46):8179-81.

**Heinonen 1973** {published data only}

Heinonen OP, Shapiro S, Monson RR, Hartz SC, Rosenberg L, Slone D. Immunization during pregnancy against poliomyelitis and influenza in relation to childhood malignancy. *International Journal of Epidemiology* 1973;**2**(3):229-35.

**Hellenbrand 2012** {published data only}

Hellenbrand W, Jorgensen P, Schweiger B, Falkenhorst G, Nachtnebel M, Greutelaers B, et al. Prospective hospital-based case-control study to assess the effectiveness of pandemic influenza A(H1N1)pdm09 vaccination and risk factors for hospitalization in 2009-2010 using matched hospital and test-negative controls. *BMC Infectious Diseases* 2012;**12**:127.

**Hobson 1970** {published data only}

Hobson D, Baker FA, Chivers CP, Reed SE, Sharp D. A comparison of monovalent Hong Kong influenza virus vaccine with vaccines

containing only pre-1968 Asian strains in adult volunteers. *Journal of Hygiene* 1970;**68**(3):369-78.

**Hobson 1973** {published data only}

Hobson D, Baker FA, Curry RL, Beare AS, Massey PM. The efficacy of live and inactivated vaccines of Hong Kong influenza virus in an industrial community. *Journal of Hygiene* 1973;**71**(4):641-7.

**Hoskins 1973** {published data only}

Hoskins TW, Davies JR, Allchin A, Miller CL, Pollock TM. Controlled trial of inactivated influenza vaccine containing the A/Hong Kong strain during an outbreak of influenza due to the A/England/42/72 strain. *Lancet* 1973;**2**(7821):116-20.

**Hoskins 1976** {published data only}

Hoskins TW, Davies JR, Smith AJ, Allchin A, Miller CL, Pollock TM. Influenza at Christ's Hospital: March, 1974. *Lancet* 1976;**1**(7951):105-8.

**Hoskins 1979** {published data only}

Hoskins TW, Davies JR, Smith AJ, Miller CL, Allchin A. Assessment of inactivated influenza A vaccine after three outbreaks of influenza A at Christ's Hospital. *Lancet* 1979;**1**(8106):33-5.

**Howell 1967** {published data only}

Howell RW. Long term efficacy of oil-adjuvant influenza vaccine in an industrial population. *British Journal of Industrial Medicine* 1967;**24**:66-70.

**Huang 2011** {published data only}

Huang WT, Chen WC, Teng HJ, Huang WI, Huang YW, Hsu CW. Adverse events following pandemic A (H1N1) 2009 monovalent vaccines in pregnant women - Taiwan, November 2009-August 2010. *PLoS ONE* 2011;**6**(8):e23049.

**Hurwitz 1983** {published data only}

Hurwitz ES, Holman RC, Nelson DB, Schonberger LB. National surveillance for Guillain-Barré syndrome: January 1978-March 1979. *Neurology* 1983;**33**(2):150-7.

**Jackson 2011** {published data only}

Jackson LA, Patel SM, Swamy GK, Frey SE, Creech CB, Munoz FM, et al. Immunogenicity of an inactivated monovalent 2009 H1N1 influenza vaccine in pregnant women. *Journal of Infectious Diseases* 2011;**204**(6):854-63.

**Janjua 2012** {published data only}

Janjua NZ, Skowronski DM, De Serres G, Dickinson J, Crowcroft NS, Taylor M, et al. Estimates of influenza vaccine effectiveness for 2007-2008 from Canada's sentinel surveillance system: cross-protection against major and minor variants. *Journal of Infectious Diseases* 2012;**205**(12):1858-68.

**Jianping 1999** {published data only}

Jianping H, Xin F, Changshun L, Bo Z, Linxiu G, Wei X, et al. Assessment of effectiveness of Vaxigrip. *Vaccine* 1999;**17**(Suppl 1):57-8.

**Jimenez-Jorge 2012** {published data only}

Jimenez-Jorge S, de Mateo S, Pozo F, Casas I, Garcia Cenoz M, Castilla J, et al. Early estimates of the effectiveness of the 2011/12 influenza vaccine in the population targeted for vaccination in Spain, 25 December 2011 to 19 February 2012. *Euro Surveillance* 2012;**17**(12):20129.

**Keitel 2001** {published data only}

Keitel WA, Cate TR, Nino D, Huggins LL, Six HR, Quarles JM, et al. Immunization against influenza: comparison of various topical and parenteral regimens containing inactivated and/or live attenuated vaccines in healthy adults. *Journal of Infectious Diseases* 2001;**183**(2):329-32.

**Kelly 2012** {published data only}

Kelly HA, Sullivan SG, Grant KA, Fielding JE. Moderate influenza vaccine effectiveness with variable effectiveness by match between circulating and vaccine strains in Australian adults aged 20-64 years, 2007-2011. *Influenza and Other Respiratory Viruses* 2012;**7**(5):729-37.

**Khazeni 2009** {published data only}

Khazeni N, Hutton D, Garber A, Hupert N, Owens D. Effectiveness and cost-effectiveness of vaccination against pandemic influenza (H1N1) 2009. *Annals of Internal Medicine* 2009;**151**:829-39.

**Kiderman 2001** {published data only}

Kiderman A, Furst A, Stewart B, Greenbaum E, Morag A, Zakay-Rones Z. A double-blind trial of a new inactivated, trivalent, intra-nasal anti-influenza vaccine in general practice: relationship between immunogenicity and respiratory morbidity over the winter of 1997-98. *Journal of Clinical Virology* 2001;**20**(3):155-61.

**Kim 2012** {published data only}

Kim J-H, Cho H-Y, Hennessey KA, Lee HJ, Bae GR, Kim HC. Adverse events following immunization (AEFI) with the novel influenza A (H1N1) 2009 vaccine: findings from the national registry of all vaccine recipients and AEFI and the passive surveillance system in South Korea. *Japanese Journal of Infectious Diseases* 2012;**65**(2):99-104.

**Kissling 2012** {published data only}

Kissling E, Valenciano M. Early estimates of seasonal influenza vaccine effectiveness in Europe among target groups for vaccination: results from the I-MOVE multicentre case-control study, 2011/12. *Euro Surveillance* 2012;**17**(15):20146.

**Kunz 1977** {published data only}

Kunz C, Hofmann H, Bachmayer H, Liehl E, Moritz AJ. Clinical trials with a new influenza subunit vaccine in adults and children. *Developments in Biological Standardization* 1977;**39**:297-302.

**Langley 2004** {published data only}

Langley JM, Faughnan ME. Prevention of influenza in the general population. *Canadian Medical Association Journal* 2004;**171**(10):1213-22.

**Lavallee 2014** {published data only}

Lavallee PC, Labreuche J, Fox KM, Lavados P, Mattle H, Steg PG, et al. Influenza vaccination and cardiovascular risk in patients with recent TIA and stroke. *Neurology* 2014;**82**(21):1905-13.

**Lee 2011** {published data only}

Lee GM, Greene SK, Weintraub ES, Baggs J, Kulldorff M, Fireman BH, et al. H1N1 and seasonal influenza vaccine safety in the Vaccine Safety Datalink project. *American Journal of Preventive Medicine* 2011;**41**(2):121-8.

**Leeb 2011** {published data only}

Leeb A, Carcione D, Richmond PC, Jacoby P, Effler PV. Reactogenicity of two 2010 trivalent inactivated influenza vaccine formulations in adults. *Vaccine* 2011;**29**(45):7920-4.

**Leroux-Roels 2010a** {published data only}

Leroux-Roels I, Roman F, Forgas S, Maes C, De Boever F, Drame M, et al. Priming with AS03 A-adjuvanted H5N1 influenza vaccine improves the kinetics, magnitude and durability of the immune response after a heterologous booster vaccination: an open non-randomised extension of a double-blind randomised primary study. *Vaccine* 2010;**28**(3):849-57.

**Leroux-Roels 2010b** {published data only}

Leroux-Roels I, Vets E, Freese R, Seiberling M, Weber F, Salamand C, et al. Corrigendum to: "Seasonal influenza vaccine delivered by intradermal microinjection: a randomised controlled safety and immunogenicity trial in adults" by Leroux-Roels et al. [*Vaccine* 26 (2008) 6614-6619]. *Vaccine* 2010;**28**(50):8033.

**Liem 1973** {published data only}

Liem KS, Marcus EA, Jacobs J, Strik RV. The protective effect of intranasal immunization with inactivated influenza virus vaccine. *Postgraduate Medical Journal* 1973;**49**(569):175-9.

**Lind 2014** {published data only}

Lind A, Ramelius A, Olsson T, Arnheim-Dahlstrom L, Lamb F, Khademi M, et al. A/H1N1 antibodies and TRIB2 autoantibodies in narcolepsy patients diagnosed in conjunction with the Pandemrix vaccination campaign in Sweden 2009-2010. *Journal of Autoimmunity* 2014;**50**:99-106.

**Liu 2012** {published data only}

Liu N, Sprague AE, Yasseen AS, Fell DB, Wen SW, Smith GN, et al. Vaccination patterns in pregnant women during the 2009 H1N1 influenza pandemic: a population-based study in Ontario, Canada. *Canadian Journal of Public Health* 2012;**103**(5):e353-8.

**Louik 2013** {published data only}

Louik C, Chambers C, Jacobs D, Rice F, Johnson D, Mitchell AA. Influenza vaccine safety in pregnancy: can we identify exposures?. *Pharmacoepidemiology and Drug Safety* 2013;**22**(1):33-9.

**Mackenzie 1975** {published data only}

Mackenzie JS, Mackenzie I, Lloyd J, Dent V. Comparative trials of live attenuated and detergent split influenza virus vaccines. *Journal of Hygiene* 1975;**75**(3):425-43.

**Mackenzie 2012** {published data only}

Mackenzie IS, Macdonald TM, Shakir S, Dryburgh M, Mantay BJ, McDonnell P, et al. Influenza H1N1 (swine flu) vaccination: a safety surveillance feasibility study using self-reporting of serious adverse events and pregnancy outcomes. *British Journal of Clinical Pharmacology* 2012;**73**(5):801-11.

**Mair 1974** {published data only}

Mair HJ, Sansome DAW, Tillett HE. A controlled trial of inactivated monovalent influenza A vaccines in general practice. *Journal of Hygiene* 1974;**73**:317-27.

**Maynard 1968** {published data only}

Maynard JE, Dull HB, Hanson ML, Feltz ET, Berger R, Hammes L. Evaluation of monovalent and polyvalent influenza vaccines during an epidemic of type A2 and B influenza. *American Journal of Epidemiology* 1968;**87**(1):148-57.

**McCarthy 2004** {published data only}

McCarthy MW, Kockler DR. Trivalent intranasal influenza vaccine, live. *Annals of Pharmacotherapy* 2004;**38**(12):2086-93.

**Mendelman 2001** {published data only}

Mendelman PM, Cordova J, Cho I. Safety, efficacy and effectiveness of the influenza virus vaccine, trivalent, types A and B, live, cold-adapted (CAIV-T) in healthy children and healthy adults. *Vaccine* 2001;**19**(17-19):2221-6.

**Merelli 2000** {published data only}

Merelli E, Casoni F. Prognostic factors in multiple sclerosis: role of intercurrent infections and vaccinations against influenza and hepatitis B. *Neurological Sciences* 2000;**21**(4 Suppl 2):853-6.

**Meyers 2003a** {published data only}

Meyers DG. Could influenza vaccination prevent myocardial infarction, stroke and sudden cardiac death?. *American Journal of Cardiovascular Drugs* 2003;**3**(4):241-4.

**Meyers 2003b** {published data only}

Meyers DG. Myocardial infarction, stroke, and sudden cardiac death may be prevented by influenza vaccination. *Current Atherosclerosis Reports* 2003;**5**(2):146-9.

**Micheletti 2011** {published data only}

Micheletti F, Moretti U, Tridente G, Zanoni G. Consultancy and surveillance of post-immunisation adverse events in the Veneto region of Italy for 1992-2008. *Human Vaccines* 2011;**7**(Suppl):234-9.

**Monto 2000** {published data only}

Monto AS. Preventing influenza in healthy adults: the evolving story. *JAMA* 2000;**284**(13):1699-701.

**Montplaisir 2014** {published data only}

Montplaisir J, Petit D, Quinn M-J, Ouakki M, Deceuninck G, Desautels A, et al. Risk of narcolepsy associated with inactivated adjuvanted (AS03) A/H1N1 (2009) pandemic influenza vaccine in Quebec. *PLoS ONE* 2014;**9**(9):e108489.



**Moro 2011** {published data only}

Moro PL, Broder K, Zheteyeva Y, Revzina N, Tepper N, Kissin D, et al. Adverse events following administration to pregnant women of influenza A (H1N1) 2009 monovalent vaccine reported to the Vaccine Adverse Event Reporting System. *American Journal of Obstetrics & Gynecology* 2011;**205**(5):473.e1-9.

**Morris 1975** {published data only}

Morris CA, Freestone DS, Stealey VM, Oliver PR. Recombinant WRL 105 strain live attenuated influenza vaccine. Immunogenicity, reactivity, and transmissibility. *Lancet* 1975;**2**(7927):196-9.

**Mostow 1977** {published data only}

Mostow SR, Eichkoff TC, Chelgren GA, Retailliau HF, Castle M. Studies of inactivated influenza virus vaccines in hospital employees: reactogenicity and absenteeism. *Journal of Infectious Diseases* 1977;**136** Suppl:S533-8.

**Muennig 2001** {published data only}

Muennig PA, Khan K. Cost-effectiveness of vaccination versus treatment of influenza in healthy adolescents and adults. *Clinical Infectious Diseases* 2001;**33**(11):1879-85.

**Murray 1979** {published data only}

Murray DL, Imagawa DT, Okada DM, St Geme JW Jr. Antibody response to monovalent A/New Jersey/8/76 influenza vaccine in pregnant women. *Journal of Clinical Microbiology* 1979;**10**(2):184-7.

**Nazareth 2013** {published data only}

Nazareth I, Tavares F, Rosillon D, Haguinet F, Bauchau V. Safety of AS03-adjuvanted split-virion H1N1 (2009) pandemic influenza vaccine: a prospective cohort study. *BMJ Open* 2013;**3**(2):e001912.

**Nichol 1996** {published data only}

Nichol KL, Margolis KL, Lind A, Murdoch M, McFadden R, Hauge M, et al. Side effects associated with influenza vaccination in healthy working adults. *Archives of Internal Medicine* 1996;**156**(14):1546-50.

**Nichol 1999b** {published data only}

Nichol KL. Clinical effectiveness and cost effectiveness of influenza vaccination among healthy working adults. *Vaccine* 1999;**17**(Suppl 1):67-73.

**Nichol 2001** {published data only}

Nichol KL. Live attenuated influenza virus vaccines: new options for the prevention of influenza. *Vaccine* 2001;**19**(31):4373-7.

**Nichol 2003** {published data only}

Nichol KL, Mallon KP, Mendelman PM. Cost benefit of influenza vaccination in healthy, working adults: an economic analysis based on the results of a clinical trial of trivalent live attenuated influenza virus vaccine. *Vaccine* 2003;**21**(17-8):2207-17.

**Nichol 2004** {published data only}

Nichol KL, Mendelman P. Influence of clinical case definitions with differing levels of sensitivity and specificity on estimates of the relative and absolute health benefits of influenza

vaccination among healthy working adults and implications for economic analyses. *Virus Research* 2004;**103**(1-2):3-8.

**Omon 2011** {published data only}

Omon E, Damase-Michel C, Hurault-Delarue C, Lacroix I, Montastruc JL, Oustric S, et al. Non-adjuvanted 2009 influenza A (H1N1)v vaccine in pregnant women: the results of a French prospective descriptive study. *Vaccine* 2011;**29**(52):9649-54.

**Petrie 2011** {published data only}

Petrie JG, Ohmit SE, Johnson E, Cross RT, Monto AS. Efficacy studies of influenza vaccines: effect of end points used and characteristics of vaccine failures. *Journal of Infectious Diseases* 2011;**203**(9):1309-15.

**Phillips 2013** {published data only}

Phillips CJ, Woolpert T, Sevick C, Faix D, Blair PJ, Crum-Cianflone NF. Comparison of the effectiveness of trivalent inactivated influenza vaccine and live, attenuated influenza vaccine in preventing influenza-like illness among US military service members, 2006-2009. *Clinical Infectious Diseases* 2013;**56**(1):11-9.

**Phonrat 2013** {published data only}

Phonrat B, Pitisuttithum P, Chamnanchanunt S, Puthavathana P, Ngaosuwanukul N, Louisirirochanakul S, et al. Safety and immune responses following administration of H1N1 live attenuated influenza vaccine in Thais. *Vaccine* 2013;**31**(11):1503-9.

**Pleguezuelos 2012** {published data only}

Pleguezuelos O, Robinson S, Stoloff GA, Caparrós-Wanderley W. Synthetic influenza vaccine (FLU-v) stimulates cell mediated immunity in a double-blind, randomised, placebo-controlled Phase I trial. *Vaccine* 2012;**30**(31):4655-60.

**Puig-Barbera 2012** {published data only}

Puig-Barbera J, Diez-Domingo J, Arnedo-Pena A, Ruiz-Garcia M, Perez-Vilar S, Mico-Esparza JL, et al. Effectiveness of the 2010-2011 seasonal influenza vaccine in preventing confirmed influenza hospitalizations in adults: a case-case comparison, case-control study. *Vaccine* 2012;**30**(39):5714-20.

**Puleston 2010** {published data only}

Puleston RL, Bugg G, Hoschler K, Konje J, Thornton J, Stephenson I, et al. Observational study to investigate vertically acquired passive immunity in babies of mothers vaccinated against H1N1v during pregnancy. *Health Technology Assessment* 2010;**14**(55):1-82.

**Pyhala 2001** {published data only}

Pyhala R, Haanpaa M, Kleemola M, Tervahauta R, Visakorpi R, Kinnunen L. Acceptable protective efficacy of influenza vaccination in young military conscripts under circumstances of incomplete antigenic and genetic match. *Vaccine* 2001;**19**(23-4):3253-60.

**Reynales 2012** {published data only}

Reynales H, Astudillo P, de Valliere S, Hatz C, Schlagenhaut P, Rath B, et al. A prospective observational safety study on MF59

adjuvanted cell culture-derived vaccine, Celtura during the A/H1N1 (2009) influenza pandemic. *Vaccine* 2012;**30**(45):6436-43.

**Rimmelzwaan 2000** {published data only}

Rimmelzwaan GF, Nieuwkoop N, Brandenburg A, Sutter G, Beyer WE, Maher D, et al. A randomized, double blind study in young healthy adults comparing cell mediated and humoral immune responses induced by influenza ISCOM vaccines and conventional vaccines. *Vaccine* 2000;**19**(9-10):1180-7.

**Rocchi 1979c** {published data only}

Rocchi G, Carlizza L, Andreoni M, Ragona G, Piga C, Pelosio A, et al. Protection from natural infection after live influenza virus immunization in an open population. *Journal of Hygiene* 1979;**82**(2):231-6.

**Rowhani-Rahbar 2012** {published data only}

Rowhani-Rahbar A, Klein NP, Lewis N, Fireman B, Ray P, Rasgon B, et al. Immunization and Bell's palsy in children: a case-centered analysis. *American Journal of Epidemiology* 2012;**175**(9):878-85.

**Ruben 1972** {published data only}

Ruben FL, Jackson GG. A new subunit influenza vaccine: acceptability compared with standard vaccines and effect of dose on antigenicity. *Journal of Infectious Diseases* 1972;**125**(6):656-64.

**Ruben 1973** {published data only}

Ruben FL, Akers LW, Stanley ED, Jackson GG. Protection with split and whole virus vaccines against influenza. *Archives of Internal Medicine* 1973;**132**(4):568-71.

**Safranek 1991** {published data only}

Safranek TJ, Lawrence DN, Kurland LT, Culver DH, Wiederholt WC, Hayner NS, et al. Reassessment of the association between Guillain-Barre syndrome and receipt of swine influenza vaccine in 1976-1977: results of a two-state study. Expert Neurology Group. *American Journal of Epidemiology* 1991;**133**(9):940-51.

**Sarateanu 1980** {published data only}

Sarateanu DE, Ehrengut W, Pressler K, Peukert M, Schenk KD. Serological response to whole, split and subunit influenza vaccines of persons with and without immunological experience towards influenza A/U.S.S.R. 90/77 virus. *Comparative Immunology, Microbiology and Infectious Diseases* 1980;**3**(1-2):225-36.

**Scheifele 2013** {published data only}

Scheifele DW, Dionne M, Ward BJ, Cooper C, Vanderkooi OG, Li Y, et al. Safety and immunogenicity of 2010-2011 A/H1N1pdm09-containing trivalent inactivated influenza vaccine in adults previously given AS03-adjuvanted H1N1 2009 pandemic vaccine: results of a randomised trial. *Human Vaccines and Immunotherapy* 2013;**9**(1):136-43.

**Schonberger 1981** {published data only}

Schonberger LB, Hurwitz ES, Katona P, Holman RC, Bregman DJ. Guillain-Barré syndrome: its epidemiology and

associations with influenza vaccination. *Annals of Neurology* 1981;**9**(Suppl):31-8.

**Schwartz 1996** {published data only}

Schwartz K. Influenza vaccine for healthy adults. *Journal of Family Practice* 1996;**42**(4):351-2.

**Simpson 2012** {published data only}

Simpson CR, Ritchie LD, Robertson C, Sheikh A, McMenamin J. Effectiveness of H1N1 vaccine for the prevention of pandemic influenza in Scotland, UK: a retrospective observational cohort study. *Lancet Infectious Diseases* 2012;**12**(9):696-702.

**Sipilä 2015** {published data only}

Sipilä JO, Soilu-Hanninen M. The incidence and triggers of adult-onset Guillain-Barre syndrome in southwestern Finland 2004-2013. *European Journal of Neurology* 2015;**22**(2):292-8.

**Skowronski 2002** {published data only}

Skowronski DM, Strauss B, Kendall P, Duval B, De Serres G. Low risk of recurrence of oculorespiratory syndrome following influenza revaccination. *Canadian Medical Association Journal* 2002;**167**(8):853-8.

**Skowronski 2003** {published data only}

Skowronski DM, De Serres G, Scheifele D, Russell ML, Warrington R, Davies HD, et al. Randomized, double-blind, placebo-controlled trial to assess the rate of recurrence of oculorespiratory syndrome following influenza vaccination among persons previously affected. *Clinical Infectious Diseases* 2003;**37**(8):1059-66.

**Smith 1977a** {published data only}

Smith AJ, Davies JR. The response to inactivated influenza A (H3N2) vaccines: the development and effect of antibodies to the surface antigens. *Journal of Hygiene* 1977;**78**:363-75.

**Smith 1977b** {published data only}

Smith CD, Leighton HA, Shiromoto RS. Antigenicity and reactivity of influenza A/New Jersey/8/76 virus vaccines in military volunteers at Fort Ord, California. *Journal of Infectious Diseases* 1977;**136**(Suppl):460-5.

**Song 2011** {published data only}

Song JY, Cheong HJ, Woo HJ, Wie SH, Lee JS, Chung MH, et al. Immunogenicity and safety of trivalent inactivated influenza vaccine: a randomised, double-blind, multi-center, phase 3 clinical trial in a vaccine-limited country. *Journal of Korean Medical Science* 2011;**26**(2):191-5.

**Souayah 2011** {published data only}

Souayah N, Michas-Martin PA, Nasar A, Krivitskaya N, Yacoub HA, Khan H, et al. Guillain-Barré syndrome after Gardasil vaccination: data from Vaccine Adverse Event Reporting System 2006-2009. *Vaccine* 2011;**29**(5):886-9.

**Spencer 1975** {published data only}

Spencer MJ, Cherry JD, Powell KR, Sumaya CV, Garakian AJ. Clinical trials with Alice strain, live attenuated, serum inhibitor-resistant intranasal influenza A vaccine. *Journal of Infectious Diseases* 1975;**132**(4):415-20.

**Spencer 1979** {published data only}

Spencer MJ, Cherry JD, Powell KR, Sumaya CV. A clinical trial with Alice/R-75 strain, live attenuated serum inhibitor-resistant intranasal bivalent influenza A/B vaccine. *Medical Microbiology and Immunology* 1979;**167**(1):1-9.

**Steinhoff 2012** {published data only}

Steinhoff MC, Omer SB, Roy E, El Arifeen S, Raqib R, Dodd C, et al. Neonatal outcomes after influenza immunization during pregnancy: a randomised controlled trial. *Canadian Medical Association Journal* 2012;**184**(6):645-53.

**Sumaya 1979** {published data only}

Sumaya CV, Gibbs RS. Immunization of pregnant women with influenza A/New Jersey/76 virus vaccine: reactogenicity and immunogenicity in mother and infant. *Journal of Infectious Diseases* 1979;**140**(2):141-6.

**Talaat 2010** {published data only}

Talaat KR, Greenberg ME, Lai MH, Hartel GF, Wichems CH, Rockman S, et al. A single dose of unadjuvanted novel 2009 H1N1 vaccine is immunogenic and well tolerated in young and elderly adults. *Journal of Infectious Diseases* 2010;**202**(9):1327-37.

**Tavares 2011** {published data only}

Tavares F, Nazareth I, Monegal JS, Kolte I, Verstraeten T, Bauchau V. Pregnancy and safety outcomes in women vaccinated with an AS03-adjuvanted split virion H1N1 (2009) pandemic influenza vaccine during pregnancy: a prospective cohort study. *Vaccine* 2011;**29**(37):6358-65.

**Taylor 1969** {published data only}

Taylor PJ, Miller CL, Pollock TM, Perkins FT, Westwood MA. Antibody response and reactions to aqueous influenza vaccine, simple emulsion vaccine and multiple emulsion vaccine. A report to the Medical Research Council Committee on influenza and other respiratory virus vaccines. *Journal of Hygiene* 1969;**67**(3):485-90.

**Taylor 2012** {published data only}

Taylor DN, Treanor JJ, Sheldon EA, Johnson C, Umlauf S, Song L, et al. Development of VAX128, a recombinant hemagglutinin (HA) influenza-flagellin fusion vaccine with improved safety and immune response. *Vaccine* 2012;**30**(39):5761-9.

**Thompson 2014** {published data only}

Thompson MG, Li DK, Shifflett P, Sokolow LZ, Ferber JR, Kurosky S, et al. Effectiveness of seasonal trivalent influenza vaccine for preventing influenza virus illness among pregnant women: a population-based case-control study during the 2010-2011 and 2011-2012 influenza seasons. *Clinical Infectious Diseases* 2014;**58**(4):449-57.

**Tokars 2012** {published data only}

Tokars JI, Lewis P, Destefano F, Wise M, Viray M, Morgan O, et al. The risk of Guillain-Barré syndrome associated with influenza a (H1N1) 2009 monovalent vaccine and 2009-2010 seasonal influenza vaccines: results from self-controlled analyses. *Pharmacoepidemiology and Drug Safety* 2012;**21**(5):546-52.

**Treanor 2001** {published data only}

Treanor JJ, Wilkinson BE, Masseoud F, Hu-Primmer J, Battaglia R, O'Brien D, et al. Safety and immunogenicity of a recombinant hemagglutinin vaccine for H5 influenza in humans. *Vaccine* 2001;**19**(13-4):1732-7.

**Treanor 2002** {published data only}

Treanor J, Keitel W, Belshe R, Campbell J, Schiff G, Zangwill K, et al. Evaluation of a single dose of half strength inactivated influenza vaccine in healthy adults. *Vaccine* 2002;**20**(7-8):1099-105.

**Treanor 2012** {published data only}

Treanor JJ, Talbot HK, Ohmit SE, Coleman LA, Thompson MG, Cheng PY, et al. Effectiveness of seasonal influenza vaccines in the United States during a season with circulation of all three vaccine strains. *Clinical Infectious Diseases* 2012;**55**(7):951-9.

**Tsai 2010** {published data only}

Tsai T, Kyaw MH, Novicki D, Nacci P, Rai S, Clemens R. Exposure to MF59-adjuvanted influenza vaccines during pregnancy - a retrospective analysis. *Vaccine* 2010;**28**(7):1877-80.

**Tsatsaris 2011** {published data only}

Tsatsaris V, Capitant C, Schmitz T, Chazallon C, Bulifon S, Riethmuller D, et al. Maternal immune response and neonatal seroprotection from a single dose of a monovalent nonadjuvanted 2009 influenza A(H1N1) vaccine: a single-group trial. *Annals of Internal Medicine* 2011;**155**(11):733-41.

**Tyrrell 1970** {published data only}

Tyrrell DA, Buckland R, Rubenstein D, Sharpe DM. Vaccination against Hong Kong influenza in Britain, 1968-9. A report to the Medical Research Council Committee on Influenza and other Respiratory Virus Vaccines. *Journal of Hygiene* 1970;**68**(3):359-68.

**Vesikari 2012** {published data only}

Vesikari T, Forstén A, Herbing KH, Cioppa GD, Beygo J, Borkowski A, et al. Safety and immunogenicity of an MF59-adjuvanted A/H5N1 pre-pandemic influenza vaccine in adults and the elderly. *Vaccine* 2012;**30**(7):1388-96.

**Warren-Gash 2013** {published data only}

Warren-Gash C, Geretti AM, Hamilton G, Rakhit RD, Smeeth L, Hayward AC. Influenza-like illness in acute myocardial infarction patients during the winter wave of the influenza A H1N1 pandemic in London: a case-control study. *BMJ Open* 2013;**3**(5):e002604.

**Warshauer 1976** {published data only}

Warshauer DM, Minor TE, Inhorn SL, Reed CE, Dick EC. Use of an inhibitor-resistant live attenuated influenza vaccine in normal and asthmatic adults. 14th Congress of the International Association of Biological Standardization, Douglas, Isle of Man 1975. *Developments in Biological Standardization* 1975;**33**:184-90.

**Wilde 1999** {published data only}

Wilde JA, McMillan JA, Serwint J, Butta J, O'Riordan MA, Steinhoff MC. Effectiveness of influenza vaccine in health care professionals. *JAMA* 1999;**281**(10):908-13.

**Williams 1973** {published data only}

Williams MC, Davignon L, McDonald JC, Pavlanis PV, Boudreault A, Clayton AJ. Trial of aqueous killed influenza vaccine in Canada, 1968-69. *WHO Bulletin* 1973;**49**:333-40.

**Williams 2011** {published data only}

Williams SE, Pahud BA, Vellozzi C, Donofrio PD, Dekker CL, Halsey N, et al. Causality assessment of serious neurologic adverse events following 2009 H1N1 vaccination. *Vaccine* 2011;**29**(46):8302-8.

**Wise 2012** {published data only}

Wise ME, Viray M, Sejvar JJ, Lewis P, Baughman AL, Connor W, et al. Guillain-Barre syndrome during the 2009-2010 H1N1 influenza vaccination campaign: population-based surveillance among 45 million Americans. *American Journal of Epidemiology* 2012;**175**(11):1110-9.

**Wood 1999** {published data only}

Wood SC, Alexseiv A, Nguyen VH. Effectiveness and economical impact of vaccination against influenza among a working population in Moscow. *Vaccine* 1999;**17**(Suppl 3):81-7.

**Wood 2000** {published data only}

Wood SC, Nguyen VH, Schmidt C. Economic evaluations of influenza vaccination in healthy working-age adults. Employer and society perspective. *Pharmacoeconomics* 2000;**18**(2):173-83.

**Xu 2012** {published data only}

Xu R, Luo Y, Chambers C. Assessing the effect of vaccine on spontaneous abortion using time-dependent covariates Cox models. *Pharmacoepidemiology and Drug Safety* 2012;**21**(8):844-50.

**Yang 2012** {published data only}

Yang Z, Wang S, Li W, Li C, Dong J, Li F, et al. The long-term immunogenicity of an inactivated split-virion 2009 pandemic influenza A H1N1 vaccine: randomized, observer-masked, single-center clinical study. *Results in Immunology* 2012;**2**:184-9.

**Yeager 1999** {published data only}

Yeager DP, Toy EC, Baker B 3rd. Influenza vaccination in pregnancy. *American Journal of Perinatology* 1999;**16**(6):283-6.

**Yih 2012** {published data only}

Yih WK, Lee GM, Lieu TA, Ball R, Kulldorff M, Rett M, et al. Surveillance for adverse events following receipt of pandemic 2009 H1N1 vaccine in the Post-Licensure Rapid Immunization Safety Monitoring (PRISM) System, 2009-2010. *American Journal of Epidemiology* 2012;**175**(11):1120-8.

**Zaman 2008** {published data only}

Zaman K, Roy E, Arifeen SE, Rahman M, Raqib R, Wilson E, et al. Effectiveness of maternal influenza immunization

in mothers and infants. *New England Journal of Medicine* 2008;**359**(15):1555-64.

**Additional references**
**ACIP 2006**

Centers for Disease Control and Prevention. Prevention and control of influenza: recommendations of the Advisory Committee on Immunization Practices (ACIP). *Recommendations and Reports: Morbidity and Mortality Weekly Report* 2006;**55**:1-41.

**ACIP 2010**

Fiore AE, Uyeki TM, Broder K, Finelli L, Euler GL, Singleton JA, et al. Prevention and control of influenza with vaccines: recommendations of the Advisory Committee on Immunization Practices (ACIP), 2010. *Morbidity and Mortality Weekly Report* 2010;**59**(RR-8):1-62.

**ACIP 2015**

Advisory Committee on Immunization Practices. Prevention and control of influenza with vaccines: recommendations of the Advisory Committee on Immunization Practices, United States, 2015-16 influenza season. *Morbidity and Mortality Weekly Report* 2015;**64**(30):818-25.

**AIH 2013**

Australian Technical Advisory Group on Immunisation (ATAGI). The Australian Immunisation Handbook. 10th Edition. Australian Government: National Health and Medical Research Council, 2013.

**Atkins 2004**

Atkins D, Best D, Briss PA, Eccles M, Falck-Ytter Y, Flottorp S, et al. GRADE Working Group. Grading quality of evidence and strength of recommendations. *BMJ* 2004;**328**(7454):1490.

**Demicheli 2014**

Demicheli V, Jefferson T, Al-Ansary LA, Ferroni E, Rivetti A, Di Pietrantonj C. Vaccines for preventing influenza in healthy adults. *Cochrane Database of Systematic Reviews* 2014, Issue 3. [DOI: [10.1002/14651858.CD001269.pub5](https://doi.org/10.1002/14651858.CD001269.pub5)]

**DiazGranados 2012**

DiazGranados CA, Denis M, Plotkin S. Seasonal influenza vaccine efficacy and its determinants in children and non-elderly adults: a systematic review with meta-analyses of controlled trials. *Vaccine* 2012;**31**(1):49-57.

**DoH 2015**

Department of Health, UK. Influenza. Immunisation Against Infectious Diseases: The Green Book. Vol. **19**, Department of Health, UK, 2015:18-9.

**EMA 2014**

Committee for Medicinal Products for Human Use. Guideline on influenza vaccines. Non-clinical and clinical module. European Medicines Agency, 2014, EMA/CHMP/WVP/457259/2014. [web:: [http://www.ema.europa.eu/docs/en\\_GB/document\\_library/Scientific\\_guideline/2016/07/WC500211324.pdf](http://www.ema.europa.eu/docs/en_GB/document_library/Scientific_guideline/2016/07/WC500211324.pdf)]

**Farez 2011**

Farez MF, Correale J. Immunizations and risk of multiple sclerosis: systematic review and meta-analysis. *Journal of Neurology* 2011;**258**(7):1197-206.

**GRADEpro GDT 2014 [Computer program]**

GRADE Working Group, McMaster University. GRADEpro GDT. Hamilton (ON): GRADE Working Group, McMaster University, 2014.

**Grohskopf 2016**

Grohskopf LA, Sokolow LZ, Broder KR, Olsen SJ, Karron RA, Jernigan DB, et al. Prevention and control of seasonal influenza with vaccines. *Morbidity and Mortality Weekly Report* 2016;**65**(5):1-54. [DOI: [10.15585/mmwr.rr6505a1](https://doi.org/10.15585/mmwr.rr6505a1)]

**Higgins 2011**

Higgins JP, Green S (editors). Cochrane Handbook for Systematic Reviews of Interventions Version 5.1.0 (updated March 2011). The Cochrane Collaboration, 2011. Available from [handbook.cochrane.org](http://handbook.cochrane.org).

**Jefferson 2009a**

Jefferson TO. Mistaken identity: seasonal influenza versus influenza-like illness. *Clinical Evidence* 2009;**329**:1-4.

**Jefferson 2009b**

Jefferson T, Di Pietrantonj C, Debalini MG, Rivetti A, Demicheli V. Relation of study quality, concordance, take home message, funding, and impact in studies of influenza vaccines: systematic review. *BMJ* 2009;**338**:b354. [DOI: [10.1136/bmj.b354](https://doi.org/10.1136/bmj.b354)]

**Jefferson 2012**

Jefferson T, Rivetti A, Di Pietrantonj C, Demicheli V, Ferroni E. Vaccines for preventing influenza in healthy children. *Cochrane Database of Systematic Reviews* 2012, Issue 8. [DOI: [10.1002/14651858.CD004879.pub4](https://doi.org/10.1002/14651858.CD004879.pub4)]

**Jones 2016**

Jones M, Fowler R. Immortal time bias in observational studies of time to event outcomes. *Journal of Critical Care* 2016;**36**:195-9.

**Kissling 2009a**

Kissling E, Moren A, Valenciano M. Protocol for case-control studies to measure pandemic and seasonal influenza vaccine effectiveness in the European Union and European Economic Area Member States. ECDC Technical Document. Paris: European Centre for Disease Prevention and Control, 2009. [web: [http://ecdc.europa.eu/en/publications/Publications/0907\\_TED\\_Influenza\\_AH1N1\\_Measuring\\_Influenza\\_Vaccine\\_Effectiveness\\_Protocol\\_Case\\_Control\\_Studies.pdf](http://ecdc.europa.eu/en/publications/Publications/0907_TED_Influenza_AH1N1_Measuring_Influenza_Vaccine_Effectiveness_Protocol_Case_Control_Studies.pdf) last accessed on May 25th, 2017]

**Kissling 2009b**

Kissling E, Moren A, Valenciano M. Protocol for cohort database studies to measure pandemic and seasonal influenza vaccine effectiveness in the European Union and European Economic Area Member States. ECDC Technical Document. Paris: European Centre for Disease Prevention and Control, 2009. [web: <http://ecdc.europa.eu/en/publications/>]

Publications/0907\_TER\_Influenza\_AH1N1\_Measuring\_Influenza\_Vaccine\_Effectiveness\_Protocol\_Cohort\_Database\_Studies.pdf Last accessed on May 25th, 2017]

**Moher 2009**

Moher D, Liberati A, Tetzlaff J, Altman DG, The PRISMA Group. Preferred reporting items for systematic reviews and meta-analyses: The PRISMA Statement. *BMJ* 2009;**339**:2535.

**NACI 2014**

National Advisory Committee on Immunization (NACI). An Advisory Committee Statement (ACS) National Advisory Committee on Immunization: statement on seasonal influenza vaccine for 2014-2015. Canada Communicable Diseases Report, 2014. <http://www.phac-aspc.gcca/naci-ccni/assets/pdf/flu-grippe-eng.pdf> (accessed September 3, 2015).

**Osterholm 2012**

Osterholm MT, Kelley NS, Sommer A, Belongia EA. Efficacy and effectiveness of influenza vaccines: a systematic review and meta-analysis. *Lancet Infectious Diseases* 2012;**12**:36-44.

**RevMan 2014 [Computer program]**

Nordic Cochrane Centre, The Cochrane Collaboration. Review Manager 5 (RevMan 5). Version 5.3. Copenhagen: Nordic Cochrane Centre, The Cochrane Collaboration, 2014.

**Skowronski 2009**

Skowronski DM, De Serres G. Is routine immunisation warranted in early pregnancy?. *Vaccine* 2009;**27**:4754-70.

**STIKO 2010**

Ständigen Impfkommision (STIKO) am Robert Koch-Institut. Recommendations update for immunisation against influenza [Änderung der Empfehlungen zur Impfung gegen Influenza]. *Epidemiologisches Bulletin* 2010;**31**:299-308.

**Toback 2012**

Toback SL, Levin MJ, Block SL, Belshe RB, Ambrose CS, Falloon J. Quadrivalent Ann Arbor strain live-attenuated influenza vaccine. *Expert Reviews Vaccines* 2012;**11**(11):1293-303.

**Treanor 2016**

Treanor JJ. Influenza vaccination. *New England Journal of Medicine* 2016;**375**(13):1261-8. [DOI: [10.1056/NEJMcp1512870](https://doi.org/10.1056/NEJMcp1512870)]

**Wijnans 2016**

Wijnans L, Voordouw B. A review of the changes to the licensing of influenza vaccines in Europe. *Viruses* 2016;**10**(1):2-8.

**Wiselka 1994**

Wiselka M. Influenza: diagnosis, management and prophylaxis. *BMJ* 1994;**308**:1341-5.

**References to other published versions of this review**
**Demicheli 1998**

Demicheli V, Jefferson T. Influenza vaccines in healthy adults. *Cochrane Database of Systematic Reviews* 1998, Issue 4. [DOI: [10.1002/14651858.CD001269](https://doi.org/10.1002/14651858.CD001269)]

**Demicheli 1999**

Demicheli V, Rivetti D, Deeks JJ, Jefferson TO. Vaccines for preventing influenza in healthy adults. *Cochrane Database of Systematic Reviews* 1999, Issue 4. [DOI: [10.1002/14651858.CD001269](https://doi.org/10.1002/14651858.CD001269)]

**Demicheli 2001**

Demicheli V, Rivetti D, Deeks JJ, Jefferson TO. Vaccines for preventing influenza in healthy adults. *Cochrane Database of Systematic Reviews* 2001, Issue 4. [DOI: [10.1002/14651858.CD001269](https://doi.org/10.1002/14651858.CD001269)]

**Demicheli 2004**

Demicheli V, Rivetti D, Deeks JJ, Jefferson TO. Vaccines for preventing influenza in healthy adults. *Cochrane*

*Database of Systematic Reviews* 2004, Issue 3. [DOI: [10.1002/14651858.CD001269.pub2](https://doi.org/10.1002/14651858.CD001269.pub2)]

**Jefferson 2007**

Jefferson TO, Rivetti D, Di Pietrantonj C, Rivetti A, Demicheli V. Vaccines for preventing influenza in healthy adults. *Cochrane Database of Systematic Reviews* 2007, Issue 2. [DOI: [10.1002/14651858.CD001269.pub3](https://doi.org/10.1002/14651858.CD001269.pub3)]

**Jefferson 2010**

Jefferson TO, Di Pietrantonj C, Rivetti A, Bawazeer GA, Al-Ansary LA, Feroni E. Vaccines for preventing influenza in healthy adults. *Cochrane Database of Systematic Reviews* 2010, Issue 7. [DOI: [10.1002/14651858.CD001269.pub4](https://doi.org/10.1002/14651858.CD001269.pub4)]

**Jefferson 2014**

Jefferson T, Di Pietrantonj C, Rivetti A, Bawazeer GA, Al-Ansary LA, Ferroni E. Vaccines for preventing influenza in healthy adults. *Cochrane Database of Systematic Reviews* 2014, Issue 3. [DOI: [10.1002/14651858.CD001269.pub5](https://doi.org/10.1002/14651858.CD001269.pub5)]

\* Indicates the major publication for the study

**CHARACTERISTICS OF STUDIES**
**Characteristics of included studies** [ordered by study ID]

**aa Barrett 2011**

Methods	Double-blind, placebo-controlled, multicentric RCT performed at 36 centres in the USA assessing effectiveness, reactogenicity, and antibodies responses of a Vero cell-derived, trivalent, split influenza vaccine
Participants	<p>Healthy adults aged 18 to 48 years recruited at 36 centres throughout the USA.</p> <p>Individuals were excluded if they belonged to a CDC risk category for complications of influenza illness, had a history of surgical or functional asplenia, had been treated with any blood product or immune globulin in the previous 90 days, had a history of allergy to vaccine components, had received a live vaccine within 4 weeks or an inactivated vaccine within 2 weeks of study entry, or had dermatological disorders or tattoos that would obscure the assessment of injection-site reactions. Individuals were not specifically excluded because of egg allergy. Immunisation in previous seasons was not judged to be an exclusion criterion.</p>
Interventions	<p>Inactivated, Vero cell-derived, trivalent split influenza vaccine containing 15 µg haemagglutinin of the following strains, which were recommended by WHO for the season 2008 to 2009 in the Northern Hemisphere:</p> <p>A-H1N1: A/Brisbane/59/2007</p> <p>A-H3N2: A/Uruguay/716/2007 (A/Brisbane/10/2007-like) (A/H3N2)</p> <p>B: B/Florida/4/2006</p> <p>The vaccine was manufactured by Baxter AG, Vienna. Vaccine strains were egg-derived wild type strains provided by the National Institute for Biological Standard and Control. Placebo consisted of phosphate-buffered saline.</p> <p>Participants were randomly allocated to receive one 0.5 mL dose of either vaccine or placebo into the deltoid muscle. Vaccinations were performed between 1 and 15 December 2008.</p>

**aa Barrett 2011** (Continued)

**Outcomes**

**Safety:** participants were provided with a diary card, on which they had to record their temperature daily for the first 7 days following immunisation and to report fever and other adverse events for 21 days after immunisation. Participants returned for a final study visit 166 to 194 days after vaccination for a physical examination and final assessment of adverse events.

**Serological:** the first serum samples were presumably collected before vaccine administration (this is not well described in any of the 3 reports), and the second 18 to 24 days later. Haemagglutination-inhibiting titres and GMT against vaccine strains were assessed by Focus Diagnostics (Cypress, CA, USA). Haemagglutination-inhibiting assays were done in triplicate with egg-derived antigen. Titres of less than 1:10 were expressed as 1:5 and judged to be negative.

**Effectiveness:** during the visit at days 18 to 24 after immunisation, participants were instructed to return to the clinic within 48 hours after the onset of symptoms of an influenza-like illness, should they have fever with cough, sore throat, muscle ache, headache, fatigue, nausea, or bloodshot eyes, or any 2 of these symptoms without fever. At every visit for an influenza-like illness until 15 May 2009, nasopharyngeal swabs were obtained for culturing and typing viruses.

Nasopharyngeal swab specimens were sent to BioAnalytical Research (Lake Success, NY, USA), for culture using Rapid R-Mix (Diagnostic Hybrids, Athens, OH, USA) and traditional culture methods, and for virus typing with RT-PCR analyses. Influenza type A/H1N1 or A/H3N2 isolates were sent to the laboratory of the Influenza Division, National Center for Immunization and Respiratory Diseases, CDC, Atlanta, GA, USA, for analyses of HI using ferret antiserum to assess the antigenic relatedness of the isolate to the vaccine strains.

Notes Industry funded

**Risk of bias**

Bias	Authors' judgement	Support for judgement
Random sequence generation (selection bias)	Low risk	"Individuals were randomly assigned by use of a centralised telephone system"  "Randomisation was done in blocks, with block sizes greater than two"
Allocation concealment (selection bias)	Low risk	"The allocation sequence was generated by Baxter, using an interactive voice response system with the random number generator algorithm of Wichmann and Hill, as modified by Mcleod"
Blinding (performance bias and detection bias) All outcomes	Low risk	"At each study site, an investigator, subinvestigator, or study nurse who was masked to treatment allocation was designated to vaccinate participants, and was then prohibited from participation in data collection or the study. To ensure masking, the participants were enrolled by investigators who were not involved in the randomisation process.  Because the syringes containing the test and the control products were different in appearance both studies employed an observational blinding procedure such that study personnel who administered vaccinations were not involved in recording or reviewing study data"
Incomplete outcome data (attrition bias) All outcomes	Low risk	Both efficacy and safety estimates were calculated on ITT study population. We know that all treated participants (3623 to influenza vaccine and 3620 to placebo) had been included in the safety analysis, whereas 3619 and 3617 had been considered for the effectiveness estimate calculation (i.e. those vaccinated and with at least 21 days' follow-up after immunisation). Participants in the per-protocol population (those who completed the study without major protocol deviations) were 3316 and 3318 in the vaccine and placebo arms, respectively.

**aa Barrett 2011** (Continued)

Reasons for non-inclusion in the per-protocol population were not specified for 150 vaccine and 135 placebo recipients.

Summary assessment	Low risk	Low risk of bias
--------------------	----------	------------------

**aa Beran 2009a**

Methods	<p>Randomised, double-blind, placebo-controlled study conducted in the Czech Republic during the 2005 to 2006 influenza season. This was defined retrospectively as starting the first week with 2 culture-confirmed cases in the study area and ending the last week with 1 culture-confirmed case in the study area. Randomisation was generated by GSK (sponsor) using the SAS program, in a 2:1 blocking scheme using a minimisation procedure (with no explanation of why such a method or the ratio was used). The allocation concealment method was not explicitly mentioned. However, the authors mentioned that placebo and vaccine treatments were indistinguishable in appearance and that blinding to treatment assignment was maintained until study analysis.</p>
Participants	<p>Self referred healthy adults (n = 6203), predominately Caucasian (understood to be white) (99.8%), aged between 18 and 64 years (mean 35 + 13 years) of both genders (TIV group: female 55.3%, placebo group: female 54.2%) and with no history of influenza vaccination within the last 3 influenza seasons. A subset of participants who were randomly selected for vaccine safety and reactogenicity were given a calibrated thermometer and a diary card to record symptoms. The method of selection of this subset was not explained. Use of antimicrobial/influenza antiviral therapy seemed to be allowed but was not quantified.</p>
Interventions	<p>TIV vaccine: 0.5 mL single dose by IM injection or placebo (normal saline). Use of more than 1 lot was not reported.</p> <p>TIV contained haemagglutinin antigens of:</p> <ul style="list-style-type: none"> <li>• A/New Caledonia/20/99 (H1N1) IVR-116 virus as an A/New Caledonia/20/99-like strain;</li> <li>• A/New York/55/2004 (H3N2) X-157 virus as an A/California/7/2004-like strain;</li> <li>• B/Jiangsu/10/2003 virus as a B/Shanghai/361/2002-like strain.</li> </ul> <p>2 modes of surveillance were used.</p> <ul style="list-style-type: none"> <li>• Passive: started on the day of vaccination, participants self report of ILI symptoms through a toll-free number.</li> <li>• Active: started 2 weeks after vaccination day: a biweekly telephone contact of the participants by someone (not clear who) for ILI symptoms.</li> <li>• It is not clear if the surveillance included the entire cohort or just a subset, or why the authors carried out harms surveillance using the 2 surveillance methods already in place.</li> </ul>
Outcomes	<p><b>Serological</b></p> <p>Blood samples were collected for the specified subset and were tested/analysed at GSK Biologicals SSW Dresden, Germany.</p> <p>Blood sample obtained prior to vaccination and at 21 days following vaccination. Serum samples were stored at -20 °C until blinded analyses were conducted.</p> <p>A haemagglutination-inhibition test was done using chicken red blood cells with the 3 virus strains present in the TIV used as antigens. The serum titre was expressed as the reciprocal of the highest dilution that showed complete inhibition of haemagglutination.</p> <p>Serology was not a primary outcome in this study.</p> <p><b>Effectiveness</b></p> <p><i>Incidence of culture-confirmed ILI (primary outcome, reported as the attack rate in the efficacy cohort)</i></p>



**aa Beran 2009a** (Continued)

Nasal and throat swab collected by a nurse on the same day.

Swab samples were stored at 28 °C and transferred within 5 days of the onset of ILI symptoms.

Sample sent to the National Reference Laboratory for Influenza (NRL, Prague, Czech Republic) for conventional influenza virus culture using MDCK cells.

Confirmation of influenza A or B was determined using the following:

- haemagglutination assay with turkey and guinea pig erythrocytes;
- haemagglutination inhibition to identify virus type, subtype, and drift variant;
- direct immunoperoxidase assay using anti-influenza A and anti-influenza B nucleoprotein antibodies.

There were 814 reported ILI episodes, only 46 gave positive culture.

### **Clinical**

*Incidence of ILI symptoms (secondary outcome, reported as attack rate in the ATP cohort)*

Influenza-like illness was defined as fever (oral temperature greater or equal to 37.8 °C) plus cough and/or sore throat. An ILI episode was defined as the period from the first day of ILI symptoms until the last day of ILI symptoms. A new episode was taken into account only after the complete resolution of the previous one. To count as a separate episode at least 7 days free of any symptoms should pass.

Number of events was 370 reported events (254 in TIV and 120 in placebo).

Number of participants reporting at least 1 event (240 in TIV and 113 in placebo) was used to calculate the attack rate.

Reasons to exclude from the ATP cohort included:

- protocol violation (inclusion/exclusion criteria): seems that the selected subset have certain criteria but not mentioned by the authors;
- underlying medical condition: not specified what? Or why not excluded from the efficacy cohort as well since participants are reported to be healthy;
- forbidden by the protocol: protocol not clear;
- participants not exposed during the influenza season: unclear what this means (did the participant travel after getting the study treatment?).

### **Immunogenicity**

Blood sample obtained prior to vaccination and at 21 days following vaccination. Performed only for a subset of participants, not all efficacy cohort.

### **Safety**

Data on SAEs began at the receipt of vaccine/placebo and continued until the end of the study. However, safety was solicited from a subset of participants (no mention of method used to randomly select them, no justification for not collecting SAEs from all participants, especially with the presence of 2 surveillance methods).

### **Reactogenicity**

Defined as the presence and intensity of the following symptoms within 4 days of vaccination: pain, redness, and swelling (found to occur more in the TIV group), other general symptoms of fatigue, fever, headache, muscle aches, shivering, and joint pain (found to occur more in the TIV group).

The intensities of adverse events were recorded according to a standard 0 to 3 grade scale: "absent", "easily tolerated", "interferes with normal activity", and "prevents normal activity".

**Notes**

The authors report that due to the atypical nature of the influenza season during this study they were unable to assess TIV efficacy.

**aa Beran 2009a** (Continued)

Industry funded

**Risk of bias**

Bias	Authors' judgement	Support for judgement
Random sequence generation (selection bias)	Low risk	"A randomisation list was generated by the sponsor by SAS program and used to number the vaccine and placebo treatments"; "A randomization blocking scheme (2:1) was employed to ensure that balance between treatments was maintained."
Allocation concealment (selection bias)	Unclear risk	No explicit description of the method of concealment, authors only mentioned that treatments were numbered and that they were indistinguishable in appearance.
Blinding (performance bias and detection bias) All outcomes	Unclear risk	Authors reported that the blinding assignment was maintained until study analysis.  Authors mentioned that the treatments were indistinguishable in appearance.
Incomplete outcome data (attrition bias) All outcomes	Low risk	Exclusion of allocated participants from the analysis of the trial:  a) did the report mention explicitly the exclusion of allocated participants from the analysis of trial results? Yes;  b) if so did the report mention the reason(s) for exclusion? Yes. Details were reported in the study flow chart.
<i>Summary assessment</i>	Unclear risk	Unclear risk of bias

**aa Beran 2009b**

Methods	<p>A randomised, double-blind, placebo-controlled study conducted during the 2006 to 2007 influenza season at 15 centres located in the Czech Republic and Finland. The protocols and study documents were approved by the ethics committee of each country. Participants were randomised to receive 1 dose of TIV (lot 1 or lot 2 of Fluarix) or placebo (normal saline solution) at the first study visit (day 0) by intramuscular injection. Each 0.5 mL dose of TIV contained 15 mg of each of the haemagglutinin antigens of strains A/New Caledonia/20/99(H1N1) IVR-116, A/Wisconsin/67/2005(H3N2), and B/Malaysia/2506/2004 (from the Victoria lineage).</p> <p>From the day of vaccination, passive and active surveillance (biweekly contact) to detect ILI cases. For each case of suspected ILI, a nasal and throat swab specimen (composed of a swab of both nasal sinuses and a second swab of the throat) was collected for culture (as much as possible on the same day as the ILI report and, at the latest, 5 days after the ILI onset). Each participant was provided with a calibrated thermometer to measure temperature and a diary card to record temperatures and symptoms during the ILI episode. Blinded analysis was carried out at GSK Biologicals in Dresden, Germany.</p> <p>Blood samples for the evaluation of influenza vaccine immunogenicity were obtained from the randomly selected, planned subset of an estimated 500 participants just prior to vaccination and 21 to 28 days later. Frozen aliquots of culture supernatants from positive viral cultures were sent to J Treanor's laboratory (University of Rochester Vaccine Evaluation Unit Influenza Serology Laboratory, Rochester, NY, USA) for identification of virus-matching isolates by conventional haemagglutination-inhibition testing (using H1 and H3 antisera from the CDC and B/Malaysia antiserum from the WHO).</p>
Participants	<p>Eligible participants were self-referred women or men who were between 18 and 64 years of age and had no significant clinical disease at the time of vaccination.</p> <p>WHO provided written informed consent.</p>

**aa Beran 2009b** (Continued)

Interventions	<p><b>Intervention</b> 1 dose of TIV (lot 1 or lot 2 of Fluarix), IM injection, at the first day of the study (day 0) Each 0.5 mL dose of TIV contained 15 mg of each of the haemagglutinin antigens of strains A/New/Caledonia/20/99(H1N1) IVR-116, A/Wisconsin/67/2005(H3N2), and B/Malaysia/2506/2004 (from the Victoria lineage).</p> <p><b>Comparator</b> placebo (normal saline solution), IM injection, at the first day of the study (day 0)</p>
Outcomes	<p>Serological (only carried out for the TIV group)</p> <p>Effectiveness</p> <p>Evaluate efficacy of TIV versus placebo in the prevention of culture-confirmed influenza A and/or B due to strains antigenically matched to the vaccine (<b>their primary objective</b>)</p> <p><b>Secondary objectives</b> were evaluation of TIV in the prevention of:</p> <ul style="list-style-type: none"> <li>• culture-confirmed influenza due to strains antigenically matched to the vaccine for each of the 2 vaccine lots;</li> <li>• culture-confirmed influenza A and/or B attributable to any influenza A or B strain;</li> <li>• ILI, which was less stringently defined as at least 1 systemic symptom (fever or myalgia, or both) and 1 respiratory symptom (cough or sore throat, or both).</li> </ul> <p>Safety vaccine reactogenicity and immunogenicity in a random subset of participants by obtaining blood samples prior to vaccination and 21 to 28 days later. However, no harms data were reported.</p>
Notes	<p>The authors concluded that TIV is efficacious against culture-confirmed influenza in healthy adults.</p> <p>Industry funded</p>

**Risk of bias**

Bias	Authors' judgement	Support for judgement
Random sequence generation (selection bias)	Unclear risk	No details provided.
Allocation concealment (selection bias)	Unclear risk	No details provided.
Blinding (performance bias and detection bias) All outcomes	Unclear risk	There is no mention of appearance of the injection content.
Incomplete outcome data (attrition bias) All outcomes	Low risk	Attrition reasons for the whole cohort are provided by the participant flow.
Summary assessment	Unclear risk	Unclear risk of bias

**aa Bridges 2000a**

Methods	<p>Randomised controlled trial, double-blind, conducted in the USA during the 1997 to 1998 influenza season. Follow-up lasted from November to March. Influenza period was defined as the period during which clinical specimens collected from ill participants yielded influenza viruses (8 December 1997 through 2 March 1998) and lasted 12 weeks. Volunteers were randomly allocated to receive vaccine or placebo using a table of random numbers. Pharyngeal swab and paired sera were collected from ill people.</p>
---------	--

**aa Bridges 2000a** (Continued)

Participants	1184 healthy factory employees: 595 treated and 589 placebo. Age of participants was 18 to 64.
Interventions	Commercial trivalent, inactivated, intramuscular vaccine. Schedule and dose were not indicated. Vaccine composition was: A/Johannesburg/82/96, A/Nanchang/933/95, and B/Harbin/7/94. Placebo was sterile saline for injection. Vaccine was recommended but did not match the circulating strain.
Outcomes	Influenza-like illness, influenza, days ill, physician visits, times any drug was prescribed, times antibiotic was prescribed, working days lost, admissions, adverse effects. They were defined as follows: influenza-like illness: fever = 37.7 °C with cough or sore throat; upper respiratory illness: cough with sore throat or fever = 37.7 °C. Local adverse effects were arm soreness and redness. Systemic adverse effects were: fever, sore throat, coryza, myalgia, headache, and fatigue, but authors reported no data. Surveillance was passive.
Notes	For analysis we chose the influenza-like illness definition. Intention-to-treat analysis was performed. Systemic adverse effects were not reported. Circulating strain was A/Sidney/5/97-like.  Government funded

**Risk of bias**

Bias	Authors' judgement	Support for judgement
Random sequence generation (selection bias)	Unclear risk	Insufficient description
Allocation concealment (selection bias)	Low risk	Adequate
Blinding (performance bias and detection bias) All outcomes	Low risk	Adequate
Incomplete outcome data (attrition bias) All outcomes	Low risk	Attrition reasons for the whole cohort are provided by the participant flow.
<i>Summary assessment</i>	Low risk	Low risk of bias

**aa Bridges 2000b**

Methods	Randomised controlled trial, double-blind, conducted in the USA during the 1998 to 1999 influenza season. Follow-up lasted from November to March. The influenza period was defined as the period during which clinical specimens collected from ill participants yielded influenza viruses (4 January 1998 through 14 March 1999) and lasted 10 weeks. Pharyngeal swabs and paired sera were collected from ill people.
Participants	1191 healthy factory employees: 587 treated and 604 placebo. Age of participants was 19 to 64.
Interventions	Commercial trivalent, inactivated, intramuscular vaccine. Schedule and dose were not indicated. Vaccine composition was: A/Beijing/262/95, A/Sydney/5/97, and B/Harbin/7/94. Placebo was sterile saline for injection. Vaccine was recommended and matched circulating strain.
Outcomes	Influenza-like illness, influenza, days ill, physician visits, times any drug was prescribed, times antibiotic was prescribed, working days lost, admissions, adverse effects. They were defined as follows: influenza-like illness: fever = 37.7 °C with cough or sore throat; upper respiratory illness: cough with sore throat or fever = 37.7 °C. Local adverse effects were arm soreness and redness. Systemic adverse effects

**Vaccines for preventing influenza in healthy adults (Review)**

**aa Bridges 2000b** (Continued)

were: fever, sore throat, coryza, myalgia, headache, and fatigue, but authors reported no data. Surveillance was passive.

Notes For analysis we chose the influenza-like illness definition. Intention-to-treat analysis was performed. Systemic adverse effects were not reported. Circulating strain was A/Sydney/5/97-like and B/Beijing/184/93-like.

Government funded

**Risk of bias**

Bias	Authors' judgement	Support for judgement
Random sequence generation (selection bias)	Unclear risk	Volunteers were randomly allocated to receive vaccine or placebo using a table of random numbers.
Allocation concealment (selection bias)	Low risk	Adequate
Blinding (performance bias and detection bias) All outcomes	Low risk	Placebo was sterile saline for injection. Probably adequate
Incomplete outcome data (attrition bias) All outcomes	Low risk	Attrition reasons for the whole cohort are provided by the participant flow.
<i>Summary assessment</i>	Low risk	Low risk of bias

**aa Eddy 1970**

Methods Controlled clinical trial, single-blind, conducted in South Africa during the 1969 influenza season. Follow-up lasted from May to July. The first clinical case of influenza appeared on 21 May 1969 and the last 6 weeks later. The epidemic period lasted 6 weeks. The control participants were selected by drawing a 1-in-4 systematic sample from a ranked list of the personnel numbers.

Participants 1758 healthy male black African employees: 1254 treated and 413 placebo. Age of participants was 18 to 65.

Interventions Monovalent inactivated parenteral vaccine. Schedule and dose were single injection, 1 mL. Vaccine composition was: A2/Aichi/2/68 (Hong Kong variant). Placebo was sterile water. Vaccine was recommended and matched circulating strain.

Outcomes Influenza-like illness, working days lost, days ill. Influenza-like illness was not defined; case features were generically described in results section. All ill people were admitted to hospital until recovery. Surveillance was passive.

Notes The word 'double-blinding' was not used, but the control group received an injection of "dummy vaccine". Poor reporting, poor-quality study. Circulating strain was A2/Hong Kong/68 virus. Efficacy data only were extracted.

Industry funded

**Risk of bias**

Bias	Authors' judgement	Support for judgement
------	--------------------	-----------------------

**Vaccines for preventing influenza in healthy adults (Review)**

**aa Eddy 1970** (Continued)

Random sequence generation (selection bias)	High risk	Systematic selection
Allocation concealment (selection bias)	High risk	Inadequate
Blinding (performance bias and detection bias) All outcomes	High risk	No descriptions
Incomplete outcome data (attrition bias) All outcomes	High risk	Insufficient description
<i>Summary assessment</i>	High risk	High risk of bias

**aa Edwards 1994a**

Methods	Randomised controlled trial, double-blind, conducted in the USA during the 1986 to 1987 influenza season. Follow-up lasted the whole epidemic period. The epidemic period in any study year started on the day that the first influenza A virus isolate was obtained in Nashville and ended on the day that the last isolate was obtained and lasted 8 weeks. Participants were recruited from 7 organisations and assigned to 1 of the study groups using a permuted block randomisation scheme that was stratified by treatment centre and age group. Sealed randomisation envelopes contained vaccine codes. Pharyngeal swab and paired sera were collected from ill people.	
Participants	1311 healthy children and adults of metropolitan Nashville: 872 treated and 439 placebo. Age of participants was 1 to 65. 85% of participants were older than 16.	
Interventions	Bivalent, live, cold-adapted, aerosol-administered influenza A vaccine and the commercial inactivated intramuscularly administered influenza vaccine. Schedule and dose were: single-dose; cold-adapted 107 to 107.6 pfu/mL; inactivated 15 µg each strain. Vaccine composition was: cold-adapted: Texas/1/85 H1N1 and Bethesda/1/85 H3N2; inactivated: Chile/1/83 H1N1 and Mississippi/1/85 H3N2. Placebo was allantoic fluid. Vaccine was recommended but did not match circulating strain.	
Outcomes	Influenza-like illness, influenza. They were defined as follows: fever of abrupt onset with at least 1 of the following: chills, headache, malaise, myalgia, cough, pharyngitis, or other respiratory complaints (only participants who presented for culture were considered); throat culture. Surveillance was passive.	
Notes	<p>Influenza B strain contained in the commercial and monovalent vaccines was not described. Strains used yearly to develop cold-adapted and inactivated vaccines were antigenically comparable. Since cold-adapted influenza B vaccines were not sufficiently characterised to include in the study, the authors used monovalent inactivated influenza B vaccine in all participants in the cold-adapted arm and as placebo in the control group inactivated arm. Only the cold-adapted comparison was included in the analysis. The circulating strain was Taiwan/1/86. Effectiveness data only were extracted.</p> <p>Government funded</p>	

**Risk of bias**

Bias	Authors' judgement	Support for judgement
Random sequence generation (selection bias)	Unclear risk	Insufficient description: "permuted block randomization scheme that was stratified by treatment centre and age group"

**aa Edwards 1994a** (Continued)

Allocation concealment (selection bias)	Low risk	Adequate: participants and clinical staff were kept unaware of the assigned vaccine group through the use of sealed randomisation envelopes that contained vaccines codes.
Blinding (performance bias and detection bias) All outcomes	Low risk	Adequate
Incomplete outcome data (attrition bias) All outcomes	High risk	Insufficient description

**aa Edwards 1994b**

Methods	Randomised controlled trial, double-blind, conducted in the USA during the 1987 to 1988 influenza season. Follow-up lasted the whole epidemic period. The epidemic period in any study year started on the day that the first influenza A virus isolate was obtained in Nashville and ended on the day that the last isolate was obtained and lasted 14 weeks. Participants were recruited from 7 organisations and assigned to 1 of the study groups using a permuted block randomisation scheme that was stratified by treatment centre and age group. Sealed randomisation envelopes contained vaccine codes. Pharyngeal swab and paired sera were collected from ill people.	
Participants	1561 healthy children and adults of metropolitan Nashville: 1029 treated and 532 placebo. Age of participants was 1 to 65. 85% of participants were older than 16.	
Interventions	Bivalent, live, cold-adapted, aerosol-administered influenza A vaccine and the commercial inactivated intramuscularly administered influenza vaccine. Schedule and dose were: single dose; cold-adapted 107 to 107.6 pfu/mL; inactivated 15 µg each strain. Vaccine composition was: cold-adapted: Kawasaki/9/86 H1N1 and Bethesda/1/85 H3N2; inactivated: Taiwan/1/86 H1N1 and Leningrad/360/86 H3N2. Placebo was allantoic fluid. Vaccine was recommended but did not match the circulating strain.	
Outcomes	Influenza-like illness, influenza. They were defined as follows: fever of abrupt onset with at least 1 of the following: chills, headache, malaise, myalgia, cough, pharyngitis, or other respiratory complaints (ILI symptoms retrospectively reported were considered); 4-fold antibody rise between postvaccination and spring sera. Surveillance was passive.	
Notes	Influenza B strain contained in the commercial and monovalent vaccines was not described. Strains used yearly to develop cold-adapted and inactivated vaccines were antigenically comparable. Since cold-adapted influenza B vaccines were not sufficiently characterised to include in the study, the authors used monovalent inactivated influenza B vaccine in all participants in the cold-adapted arm and as placebo in the control group inactivated arm. Only the cold-adapted comparison was included in the analysis. The circulating strain was Sichuan/2/87 (H3N2) (antigen drift from vaccine strain) and B/Victoria/2/87. Effectiveness data only were extracted.	

**Risk of bias**

Bias	Authors' judgement	Support for judgement
Random sequence generation (selection bias)	Unclear risk	Insufficient description: "permuted block randomization scheme that was stratified by treatment centre and age group"
Allocation concealment (selection bias)	Low risk	Adequate: participants and clinical staff were kept unaware of the assigned vaccine group through the use of sealed randomisation envelopes that contained vaccines codes.

**aa Edwards 1994b** (Continued)

Blinding (performance bias and detection bias) All outcomes	Low risk	Adequate
Incomplete outcome data (attrition bias) All outcomes	High risk	Insufficient description
<i>Summary assessment</i>	Unclear risk	Unclear

**aa Edwards 1994c**

Methods	Randomised controlled trial, double-blind, conducted in the USA during the 1988 to 1989 influenza season. Follow-up lasted the whole epidemic period. The epidemic period in any study year started on the day that the first influenza A virus isolate was obtained in Nashville and ended on the day that the last isolate was obtained and lasted 11 weeks. Participants were recruited from 7 organisations and assigned to 1 of the study groups using a permuted block randomisation scheme that was stratified by treatment centre and age group. Sealed randomisation envelopes contained vaccine codes. Pharyngeal swab and paired sera were collected from ill people.
Participants	1676 healthy children and adults of metropolitan Nashville: 1114 treated and 562 placebo. Age of participants was 1 to 65. 85% of participants were older than 16.
Interventions	Bivalent, live, cold-adapted, aerosol-administered influenza A vaccine and the commercial inactivated intramuscularly administered influenza vaccine. Schedule and dose were: single dose; cold-adapted 107 to 107.6 pfu/mL; inactivated 15 µg each strain. Vaccine composition was: cold-adapted: Kawasaki/9/86 H1N1 and Los Angeles/2/87 H3N2; inactivated: Taiwan/1/86 H1N1 and Sichuan/2/87 H3N2. Placebo was allantoic fluid. Vaccine was recommended and matched circulating strain.
Outcomes	Influenza-like illness, influenza. They were defined as follows: fever of abrupt onset with at least 1 of the following: chills, headache, malaise, myalgia, cough, pharyngitis, or other respiratory complaints (ILI symptoms retrospectively reported were considered); 4-fold antibody rise between postvaccination and spring sera. Surveillance was passive.
Notes	Influenza B strain contained in the commercial and monovalent vaccines was not described. Strains used yearly to develop cold-adapted and inactivated vaccines were antigenically comparable. Since cold-adapted influenza B vaccines were not sufficiently characterised to include in the study, the authors used monovalent inactivated influenza B vaccine in all participants in the cold-adapted arm and as placebo in the control group inactivated arm. Only the cold-adapted comparison was included in the analysis. The circulating strain was Taiwan/1/86 (H1N1) and B/Yamata/16/88. Effectiveness data only were extracted.

**Risk of bias**

Bias	Authors' judgement	Support for judgement
Random sequence generation (selection bias)	Unclear risk	Insufficient description: "permuted block randomization scheme that was stratified by treatment centre and age group"
Allocation concealment (selection bias)	Low risk	Adequate: participants and clinical staff were kept unaware of the assigned vaccine group through the use of sealed randomisation envelopes that contained vaccines codes.
Blinding (performance bias and detection bias) All outcomes	Low risk	Adequate

**Vaccines for preventing influenza in healthy adults (Review)**



**aa Edwards 1994c** (Continued)

Incomplete outcome data (attrition bias) All outcomes	High risk	Insufficient description
<i>Summary assessment</i>	Unclear risk	Unclear

**aa Edwards 1994d**

Methods	Randomised controlled trial, double-blind, conducted in the USA during the 1989 to 1990 influenza season. Follow-up lasted the whole epidemic period. The epidemic period in any study year started on the day that the first influenza A virus isolate was obtained in Nashville and ended on the day that the last isolate was obtained and lasted 11 weeks. Participants were recruited from 7 organisations and assigned to 1 of the study groups using a permuted block randomisation scheme that was stratified by treatment centre and age group. Sealed randomisation envelopes contained vaccine codes. Pharyngeal swab and paired sera were collected from ill people.
Participants	1507 healthy children and adults of metropolitan Nashville: 999 treated and 508 placebo. Age of participants was 1 to 65. 85% of participants were older than 16.
Interventions	Bivalent, live, cold-adapted, aerosol-administered influenza A vaccine and the commercial inactivated intramuscularly administered influenza vaccine. Schedule and dose were: single dose; cold-adapted 107 to 107.6 pfu/mL; inactivated 15 µg each strain. Vaccine composition was: Kawasaki/9/86 H1N1 and Los Angeles/2/87 H3N2; inactivated: Taiwan/1/86 H1N1 and Shanghai/11/87 H3N2. Placebo was allantoic fluid. Vaccine was recommended and matched circulating strain.
Outcomes	Influenza-like illness, influenza. They were defined as follows: fever of abrupt onset with at least 1 of the following: chills, headache, malaise, myalgia, cough, pharyngitis, or other respiratory complaints (ILI symptoms retrospectively reported were considered); 4-fold antibody rise between postvaccination and spring sera. Surveillance was passive.
Notes	Influenza B strain contained in the commercial and monovalent vaccines was not described. Strains used yearly to develop cold-adapted and inactivated vaccines were antigenically comparable. Since cold-adapted influenza B vaccines were not sufficiently characterised to include in the study, the authors used monovalent inactivated influenza B vaccine in all participants in the cold-adapted arm and as placebo in the control group inactivated arm. Only the cold-adapted comparison was included in the analysis. The circulating strain was Shanghai/11/87 (H3N2). Effectiveness data only were extracted.

**Risk of bias**

Bias	Authors' judgement	Support for judgement
Random sequence generation (selection bias)	Unclear risk	Insufficient description: "permuted block randomization scheme that was stratified by treatment centre and age group"
Allocation concealment (selection bias)	Low risk	Adequate: participants and clinical staff were kept unaware of the assigned vaccine group through the use of sealed randomisation envelopes that contained vaccine codes.
Blinding (performance bias and detection bias) All outcomes	Low risk	Adequate
Incomplete outcome data (attrition bias) All outcomes	High risk	Insufficient description

**aa Edwards 1994d** (Continued)

Summary assessment      Unclear risk      Unclear

**aa Frey 2010**

Methods	Randomised, controlled, multicentre, observer-blind trial assessing effectiveness, immunogenicity, and safety of both CCIV and TIV containing the strain recommended by WHO for the current season (2007 to 2008)
Participants	<p>Participants were recruited at 56 centres in the USA, Finland, and Poland.</p> <p>Major exclusion criteria: health condition for which inactivated vaccine is recommended, employment prone to influenza transmission, influenza vaccination or laboratory-confirmed influenza within 6 months of enrolment, history of Guillain-Barré syndrome, a temperature of 37.8 °C and/or acute illness within 3 days of enrolment, and pregnancy or breastfeeding.</p> <p>A total of 11,404 participants were randomised: 11,382 were vaccinated and 10,844 (95%) completed the study.</p>
Interventions	<p>Individuals aged 18 to 49 years were randomised equally, with use of an interactive voice response system, to receive a single dose of CCIV, TIV, or placebo.</p> <p>Both CCIV and TIV (Novartis Vaccines and Diagnostics) contained 15 µg of haemagglutinin per 0.5 mL dose of each of the following virus strains:</p> <p>A/Solomon Islands/3/2006 (H1N1)-like          A/Wisconsin/67/2005 (H3N2)-like          B/Malaysia/2506/2004-like</p> <p>Preparations were administered in the deltoid muscle of the non-dominant arm. Only the vaccine administrator had access to the randomisation code.</p>
Outcomes	<p><b>Safety</b></p> <p>Study participants were monitored for 30 minutes after vaccination for immediate reactions. Participants recorded the occurrence, duration, and severity of local injection site and systemic reactions for 7 days after vaccination. Solicited reactions were graded as follows: mild, no limitation of normal daily activities; moderate, some limitation; or severe, unable to perform normal daily activities. Unsolicited reactions were recorded for 21 days after vaccination. Serious adverse events were monitored for the entire study (9 months).</p> <p><b>Effectiveness</b></p> <p>Influenza surveillance began 21 days after vaccination. Participants had to report to investigators the occurrence of influenza-like illness symptoms (fever 37.8 °C plus sore throat or cough, as well as body aches, chills, headache, and runny or stuffy nose). An active survey was also performed by means of weekly phone calls.</p> <p>Participants reporting influenza-like illness symptoms underwent clinical evaluations; nasal and throat specimens were obtained for laboratory confirmation of influenza virus. Specimens were targeted for collection within 24 hours after symptom onset, with a window of 120 hours. Specimens were cultured on RhMK and tested by PCR.</p> <p>Each study participant was observed during the 6-month study surveillance period or for 6 months after vaccination, whichever was longer. Study duration was around 9 months.</p> <p><b>Immunogenicity</b></p> <p>It was assessed on the first 1045 participants enrolled at USA sites and randomised 8:25:2 to receive CCIV, TIV, or placebo. Serum samples were collected at baseline and 3 weeks after immunisation for seroprotection, seroconversion, and GMT determination.</p>
Notes	<p>Financial support: "Novartis Vaccines was the funding source and was involved in all stages of the study conduct and analysis"</p> <p>Potential conflicts of interest: "M.L., A.I., N.G., and S.H. are employees of Novartis Vaccines and Diagnostics. T.V. has received consultancy fees from MedImmune and speaker fees from MedImmune, Novartis, and Crucell in relation to meetings on influenza vaccination. S.F. and A.S.-M.: no conflicts"</p>

**Risk of bias**

**aa Frey 2010** (Continued)

Bias	Authors' judgement	Support for judgement
Random sequence generation (selection bias)	Unclear risk	No description
Allocation concealment (selection bias)	Low risk	"Individuals ... were randomised equally, with use of an interactive voice response system, to receive a single dose of CCIV, TIV, or placebo."
Blinding (performance bias and detection bias) All outcomes	Unclear risk	"This randomized, placebo-controlled, observer-blind trial evaluated ..." "Only the vaccine administrator had access to the randomization code." No information about the appearance of the preparation is provided in the text.
Incomplete outcome data (attrition bias) All outcomes	Low risk	Flow of participants during the study is reported and described. Loss to follow-up amounts to about 5% at study end and is balanced through the 3 arms.
<i>Summary assessment</i>	Unclear risk	Unclear

**aa Hammond 1978**

Methods	Controlled clinical trial, double-blinded conducted in Australia during the 1976 influenza season. Follow-up lasted the whole epidemic period. Epidemic influenza was defined by virus isolation and serology tests and lasted from middle of April to middle of August 1976 (17 weeks). Coded, identical-looking vials were sequentially administered to enrolled participants. A throat swab was collected from ill people. Serological confirmation was performed on all participants.	
Participants	225 medical students or staff members: 116 treated and 109 placebo. Age of participants was not indicated.	
Interventions	Trivalent parenteral subunit vaccine. Schedule and dose were: single dose; vaccine composition was: 250 IU of A/Victoria/3/75, 250 IU of A/Scotland/840/74, and 300 IU of B/Hong Kong/8/73. Placebo was diphtheria and tetanus toxoids. Vaccine was recommended and matched circulating strain.	
Outcomes	Influenza-like illness, influenza. Clinical illnesses were not defined. Influenza was defined as respiratory illness that was associated with the isolation of influenza virus, a 4-fold or greater rise in antibody titre occurring between postvaccination and postepidemic sera, or both. Surveillance was active.	
Notes	Clinical illness was not defined, and data were included in the analysis as "clinical cases without clear definition". Circulating strain was A/Vic/3/75-like. Efficacy data only were extracted.  Government funded	

**Risk of bias**

Bias	Authors' judgement	Support for judgement
Random sequence generation (selection bias)	High risk	Alternate
Allocation concealment (selection bias)	High risk	No description
Blinding (performance bias and detection bias)	Unclear risk	No description

**aa Hammond 1978** (Continued)

All outcomes

Incomplete outcome data (attrition bias) All outcomes	Unclear risk	No description
<i>Summary assessment</i>	High risk	No description

**aa Jackson 2010a**

Methods	Randomised, multicentre, double-blind, placebo-controlled trial assessing the effectiveness and safety of a trivalent inactivated vaccine in preventing confirmed influenza. The study was performed during 2 influenza seasons (2005 to 2006 and 2006 to 2007) in the USA.
Participants	<p>Healthy adults aged between 18 and 49 years without significant acute or chronic medical or psychiatric illness. Individuals with cancer; systolic blood pressure <math>\geq 140</math> mmHg, diastolic blood pressure <math>\geq 90</math> mmHg; belonging to a risk group for which routine influenza vaccination is recommended (chronic pulmonary, cardiovascular, renal, hepatic, haematological, or metabolic disorders; immunosuppressive illness, recent/ongoing receipt of immunosuppressive therapy, immunoglobulin, other vaccines, or with HIV infection) were excluded. Participants enrolled for the first season were not included in the second season.</p> <p>In season I (2005 to 2006), 3514 participants were recruited at 37 centres from 17 September 2005 onwards.</p> <p>In season II (2006 to 2007), 4144 participants were recruited at 44 centres from 16 October 2006 onwards.</p>
Interventions	<p>Recruited participants were randomised at the beginning of each season to receive 1 dose of trivalent inactivated split influenza vaccine (FluLaval, a trademark of the GlaxoSmithKline group of companies; manufactured by ID Biomedical Corporation of Quebec, Canada) or saline placebo injection. Each 0.5 mL dose of TIV contained 15 <math>\mu</math>g of HA antigen of each recommended influenza strain.</p> <p>For season I (2005 to 2006) antigens were:                      A/New Caledonia/20/1999 (H1N1)                      A/New York/55/2004 (H3N2, A/California/7/2004-like)                      B/Jiangsu/10/2003 (B/Shanghai/361/2002-like)</p>
Outcomes	<p><b>Effectiveness</b></p> <p>During the influenza seasons, participants were instructed to report symptoms meeting the ILI definition by using a toll-free, study-specific phone number within 48 hours from their onset and to record them together with temperature. Influenza-like illness symptoms were moreover solicited by weekly outbound phone contact. Visits from nurses were dispatched to participants who filled ILI definition within 24 hours after symptoms onset, and nasopharyngeal and oropharyngeal swabs for viral culture were drawn. During season I surveillance for influenza was conducted between 14 November 2005 and 30 April 2006; during season II between 13 November and 30 April.</p> <p>Primary effectiveness study endpoint was:                      VMCCI (vaccine-matched, culture-confirmed influenza). The case definition required the presence of ILI, defined as symptoms that interfered with normal daily activities and that included cough and at least 1 additional symptom from among fever (oral temperature <math>&gt; 37.7</math> °C/99.9 °F), headache, myalgia and/or arthralgia, chills, rhinorrhoea/nasal congestion, and sore throat. Participants meeting the definition for ILI and with concurrent isolation from a nasopharyngeal swab of an influenza A and/or B virus isolate antigenically matching a vaccine strain for the relevant year were considered to be cases of VM-CI.</p> <p>Secondary effectiveness endpoints were:                      CCI (culture-confirmed influenza illness). ILI with any influenza A or B virus isolate by culture.                      LCI (laboratory-confirmed influenza illness). 1 or both of CCI or ILI with a 4-fold increase in HI serum antibody titres to a circulating influenza virus strain between day 21 (<math>\pm 4</math> days) postvaccination and final visit specimens obtained after the end of the influenza season.</p>

**aa Jackson 2010a** (Continued)

**Immunogenicity**

Serum samples were collected from study participants at day 0, 21, and about 4 weeks after the end of the surveillance period.

Immunogenicity was assessed determining GMT, seroconversion and seroprotection rate between samples collected at day 21 and at day 0 on a randomly selected subset of participants.

**Safety**

Local and systemic reactions (events) occurred within 3 days after immunisation. Participants were observed for the first 30 minutes following immunisation. Participants recorded further reactions occurring no later than 8 days following vaccination by means of an interactive voice response system. The following symptoms were reported (3 days).

- Fever (at least 37.5 °C)
- Injection site pain/soreness
- Injection site redness
- Injection site swelling
- Myalgia or arthralgia, or both
- Headache
- Tiredness
- Chills
- Malaise
- Red eyes
- Swelling of the face
- Cough
- Chest tightness or difficulty in breathing
- Sore throat, hoarseness, or pain on swallowing

Participants with at least 1 vaccine reactogenicity event

Data were provided pooled for the 2 study seasons.

Unsolicited spontaneous adverse events, for which follow-up was extended for at least 135 days following immunisation.

**Pregnancy outcomes**

Pregnancies

Spontaneous abortion

Full-term birth

**Notes**

*Per-protocol*: participants who received the treatment to which they were randomised, responded to  $\geq 1$  postvaccination active surveillance telephone calls, and had no major protocol deviations considered to affect the efficacy or immunogenicity data (determined before unblinding) (for effectiveness estimates).

*Intention-to-immunise*: the per-protocol set plus participants with protocol deviations and treatment errors and analysed as randomised.

The safety set included participants who received any study treatment and had any postvaccination safety data. If an incorrect treatment was conclusively documented, participants in the safety set were analysed based on the treatment they had actually received.

Funding source was pharmaceutical.

"GSK Biologicals was the funding source and was involved in all stages of the study conduct and analysis. GSK Biologicals also took in charge all costs associated with the development and the publishing of this manuscript. The corresponding author had full access to the data, and final responsibility for submission of the manuscript for publication"

**Risk of bias**
**Bias**
**Authors' judgement**
**Support for judgement**

Random sequence generation (selection bias)

Unclear risk

"Treatment allocation was determined by blocked, stratified randomization with a 1:1 distribution to TIV or placebo; randomization was stratified by study

**aa Jackson 2010a** (Continued)

		center, age (18-34 and 35-49 years), and the subject's report of previous recent receipt (within $\leq 2$ years) of TIV."
Allocation concealment (selection bias)	Unclear risk	Insufficient description of allocation concealment: "Each study center had a pre-determined sequence of randomization numbers which were allocated sequentially to eligible participants. Participants were allocated equally among 3 different vaccine lots"
Blinding (performance bias and detection bias) All outcomes	Low risk	"Clinic staff (excluding the nurse giving the vaccine), were blinded to the treatment group until the study was complete."
Incomplete outcome data (attrition bias) All outcomes	Low risk	Participant flow
<i>Summary assessment</i>	Unclear risk	Unclear

**aa Jackson 2010b**

Methods	See aa Jackson 2010a (the following data refer to the second study season)
Participants	In season II (2006 to 2007), 4144 participants were recruited at 44 centres from 16 October 2006 onwards.
Interventions	<p>Recruited participants were randomised at the beginning of each season to receive 1 dose of trivalent inactivated split influenza vaccine (FluLaval, a trademark of the GlaxoSmithKline group of companies; manufactured by ID Biomedical Corporation of Quebec, Canada) or saline placebo injection. Each 0.5 mL dose of TIV contained 15 <math>\mu</math>g of haemagglutinin antigen of each recommended influenza strain</p> <p>Antigens for season II (2006 to 2007) were:            A/New Caledonia/20/1999 (H1N1) virus            A/Wisconsin/67/2005 (H3N2)            B/Malaysia/2506/2004</p>
Outcomes	See aa Jackson 2010a
Notes	See aa Jackson 2010a

**Risk of bias**

Bias	Authors' judgement	Support for judgement
Random sequence generation (selection bias)	Unclear risk	See aa Jackson 2010a
Allocation concealment (selection bias)	Unclear risk	See aa Jackson 2010a
Blinding (performance bias and detection bias) All outcomes	Low risk	See aa Jackson 2010a
Incomplete outcome data (attrition bias) All outcomes	Low risk	See aa Jackson 2010a

**aa Jackson 2010b** (Continued)

Summary assessment	Unclear risk	See aa Jackson 2010a
--------------------	--------------	----------------------

**aa Keitel 1988a**

Methods	Randomised controlled trial, double-blind, conducted in the USA during the 1983 to 1984 influenza season. Follow-up lasted the whole epidemic period. Influenza period was defined as the interval during which community surveillance recovered influenza viruses from 10% or more of people with febrile respiratory illness per calendar week (from 8 January to 17 March 1984) and lasted 9 weeks. Volunteers were randomly allocated to receive vaccine or placebo using a table of random numbers according to prior vaccination experience. Specimens for culture and acute-convalescent blood specimens were obtained from ill people. At spring time volunteers were asked to record any illness that occurred during the epidemic period, and blood specimens were collected.
Participants	598 healthy employees working in the Texas Medical Center in Houston, Texas, or in surrounding industrial companies: 300 treated and 298 placebo. Age of participants was 30 to 60.
Interventions	Trivalent, killed, whole, intramuscularly administered vaccine. Schedule and dose were: single dose; 15 µg of haemagglutinin of each influenza strain. Vaccine composition was: A/Philippines/2/82 (H3N2), A/Brazil/11/78 (H1N1), and B/Singapore/222/79. Placebo was sterile saline for injection. Vaccine was recommended but did not match the circulating strain.
Outcomes	Outcomes were: ILI, influenza. Illnesses were classified as "any", "flu-like" (lower respiratory or systemic illness, or both), and "febrile" (oral temperature of 37.8 °C or higher). Laboratory confirmation was based on culture and/or 4-fold or greater rise in antibody titre occurring between postvaccination (pre-epidemic), acute, convalescent and/or spring (postepidemic) sera.
Notes	Influenza-like illness and influenza were detected in 3 groups: first vaccinated, multivaccinated, and placebo. Febrile illnesses were included in the analysis; the first 2 groups' cases were combined. Circulating strain was A/Victoria/7/83 (H1N1) and B/USSR/100/83. Efficacy data only were extracted.  Government funded

**Risk of bias**

Bias	Authors' judgement	Support for judgement
Random sequence generation (selection bias)	Unclear risk	No description
Allocation concealment (selection bias)	Unclear risk	Unclear
Blinding (performance bias and detection bias) All outcomes	Unclear risk	No description
Incomplete outcome data (attrition bias) All outcomes	Unclear risk	No description
Summary assessment	Unclear risk	No description

**aa Keitel 1988b**

Methods	Randomised controlled trial, double-blind, conducted in the USA during the 1984 to 1985 influenza season. Follow-up lasted the whole epidemic period. The influenza period was defined as the interval during which community surveillance recovered influenza viruses from 10% or more of people with febrile respiratory illness per calendar week (from 6 January to 9 March 1985) and lasted 9 weeks. Volunteers were randomly allocated to receive vaccine or placebo using a table of random numbers according to prior vaccination experience. Specimens for culture and acute-convalescent blood specimens were obtained from ill people. At spring time volunteers were asked to record any illness that occurred during the epidemic period, and blood specimens were collected.
Participants	697 healthy employees working in the Texas Medical Center in Houston, Texas, or in surrounding industrial companies: 456 treated and 241 placebo. Age of participants was 30 to 60.
Interventions	Trivalent, killed, whole, intramuscularly administered vaccine. Schedule and dose were: single dose; 15 µg of haemagglutinin of each influenza strain. Vaccine composition was: A/Philippines/2/82 (H3N2), A/Chile/1/83 (H1N1), and B/USSR/100/83. Placebo was sterile saline for injection.
Outcomes	Outcomes were: ILI, influenza. Illnesses were classified as "any", "flu-like" (lower respiratory or systemic illness, or both), and "febrile" (oral temperature of 37.8 °C or higher). Laboratory confirmation was based on culture and/or 4-fold or greater rise in antibody titre occurring between postvaccination (pre-epidemic), acute, convalescent and/or spring (postepidemic) sera. Surveillance was passive.
Notes	Government funded

**Risk of bias**

Bias	Authors' judgement	Support for judgement
Random sequence generation (selection bias)	Unclear risk	No description
Allocation concealment (selection bias)	Unclear risk	Unclear
Blinding (performance bias and detection bias) All outcomes	Unclear risk	No description
Incomplete outcome data (attrition bias) All outcomes	Unclear risk	No description
<i>Summary assessment</i>	Unclear risk	No description

**aa Keitel 1997a**

Methods	Randomised controlled trial, double-blind, conducted in the USA during the 1985 to 1986 influenza season. Follow-up lasted the whole epidemic period. The influenza period was defined by viral surveillance. Volunteers were randomly allocated to receive vaccine or placebo using a table of random numbers according to prior vaccination experience. Specimens for culture and acute-convalescent blood specimens were obtained from ill people. At spring time, volunteers were asked to record any illness that occurred during the epidemic period, and blood specimens were collected.
Participants	830 healthy employees working in the Texas Medical Center in Houston, Texas, or in surrounding industrial companies: 577 treated and 253 placebo. Age of participants was 30 to 60.



**aa Keitel 1997a** (Continued)

Interventions	Trivalent, killed, whole, intramuscularly administered vaccine. Schedule and dose were: single dose; 15 µg of haemagglutinin of each influenza strain. Vaccine composition was: A/Philippines/2/82 (H3N2), A/Chile/1/83 (H1N1), and B/USSR/100/83. Placebo was sterile saline for injection. Vaccine was recommended but did not match the circulating strain.
Outcomes	ILI, influenza. Illnesses were classified as "any", "flu-like" (lower respiratory or systemic illness, or both), and "febrile" (oral temperature of 37.8 °C or higher). Laboratory confirmation was based on culture and/or 4-fold or greater rise in antibody titre occurring between postvaccination (pre-epidemic), acute, convalescent and/or spring (postepidemic) sera. Surveillance was active.
Notes	Influenza-like illness and influenza cases were detected in 3 groups: first vaccinated, multivaccinated, and placebo. Febrile illnesses were included in the analysis; the first 2 groups' cases were combined. Circulating strains were B/Ann Arbor/1/86, A/Mississippi/1/85. Efficacy data only were extracted.  Government funded

**Risk of bias**

Bias	Authors' judgement	Support for judgement
Random sequence generation (selection bias)	Unclear risk	No description
Allocation concealment (selection bias)	Unclear risk	Unclear
Blinding (performance bias and detection bias) All outcomes	Unclear risk	No description
Incomplete outcome data (attrition bias) All outcomes	Unclear risk	No description
Summary assessment	Unclear risk	No description

**aa Keitel 1997b**

Methods	Randomised controlled trial, double-blind, conducted in the USA during the 1986 to 1987 influenza season. Follow-up lasted the whole epidemic period. Influenza period was defined by viral surveillance. Specimens for culture and acute-convalescent blood specimens were obtained from ill people. At spring time, volunteers were asked to record any illness that occurred during the epidemic period, and blood specimens were collected.
Participants	940 healthy employees working in the Texas Medical Center in Houston, Texas, or in surrounding industrial companies: 723 treated and 217 placebo. Age of participants was 30 to 60.
Interventions	Trivalent, killed, whole, intramuscularly administered vaccine. Schedule and dose were: 2 doses; 15 µg of haemagglutinin of each influenza strain. Vaccine composition was: A/Mississippi/1/85/H3N2), A/Chile/1/83 (H1N1), and B/Ann Arbor/1/86 plus A/Taiwan/1/86 (H1N1). Placebo was sterile saline for injection. Vaccine was recommended but did not match the circulating strain.
Outcomes	ILI, influenza. Illnesses were classified as "any", "flu-like" (lower respiratory or systemic illness, or both), and "febrile" (oral temperature of 37.8 °C or higher). Laboratory confirmation was based on culture

**aa Keitel 1997b** (Continued)

and/or 4-fold or greater rise in antibody titre occurring between postvaccination (pre-epidemic), acute, convalescent and/or spring (postepidemic) sera. Surveillance was passive.

**Notes** Influenza-like illness and influenza cases were detected in 3 groups: first vaccinated, multivaccinated, and placebo. Febrile illnesses were included in the analysis; the first 2 groups' cases were combined. Circulating strain was A/Taiwan/1/86. Effectiveness data only were extracted.

**Risk of bias**

Bias	Authors' judgement	Support for judgement
Random sequence generation (selection bias)	Low risk	Volunteers were randomly allocated to receive vaccine or placebo using a table of random numbers according to prior vaccination experience.
Allocation concealment (selection bias)	Unclear risk	Insufficient information available to judge
Blinding (performance bias and detection bias) All outcomes	Unclear risk	Described as double-blind, but no further details available.
Incomplete outcome data (attrition bias) All outcomes	Unclear risk	No description
<i>Summary assessment</i>	Unclear risk	No description

**aa Keitel 1997c**

**Methods** Randomised controlled trial, double-blind, conducted in the USA during the 1987 to 1988 influenza season. Follow-up lasted the whole epidemic period. Influenza period was defined by viral surveillance. Volunteers were randomly allocated to receive vaccine or placebo using a table of random numbers according to prior vaccination experience. Specimens for culture and acute-convalescent blood specimens were obtained from ill people. At spring time, volunteers were asked to record any illness that occurred during the epidemic period, and blood specimens were collected.

**Participants** 934 healthy employees working in the Texas Medical Center in Houston, Texas, or in surrounding industrial companies: 789 treated and 145 placebo. Age of participants was 30 to 60.

**Interventions** Trivalent, killed, whole, intramuscularly administered vaccine. Schedule and dose were: single dose; 15 µg of haemagglutinin of each influenza strain. Vaccine composition was: A/Leningrad/360/86 (H3N2), A/Taiwan/1/86 (H1N1), B/Ann Arbor/1/86. Placebo was sterile saline for injection. Vaccine was recommended but did not match the circulating strain.

**Outcomes** ILI, influenza. Illnesses were classified as "any", "flu-like" (lower respiratory or systemic illness, or both), and "febrile" (oral temperature of 37.8 °C or higher). Laboratory confirmation was based on culture and/or 4-fold or greater rise in antibody titre occurring between postvaccination (pre-epidemic), acute, convalescent and/or spring (postepidemic) sera. Surveillance was passive.

**Notes** Influenza-like illness and influenza cases were detected in 3 groups: first vaccinated, multivaccinated, and placebo. Febrile illnesses were included in the analysis; the first 2 groups' cases were combined. Circulating strains were A/Sichuan/1/87, B/Victoria/2/87. Effectiveness data only were extracted.

**Risk of bias**

Bias	Authors' judgement	Support for judgement
------	--------------------	-----------------------

**Vaccines for preventing influenza in healthy adults (Review)**

**aa Keitel 1997c** (Continued)

Random sequence generation (selection bias)	Unclear risk	No description
Allocation concealment (selection bias)	Unclear risk	Unclear
Blinding (performance bias and detection bias) All outcomes	Unclear risk	No description
Incomplete outcome data (attrition bias) All outcomes	Unclear risk	No description
<i>Summary assessment</i>	Unclear risk	No description

**aa Langley 2011**

Methods	Randomised, placebo-controlled trial assessing the protective efficacy of a nasally administered meningococcal outer membrane protein adjuvanted trivalent influenza vaccine (OMP-TIV) against laboratory-confirmed influenza infection during the 2003 to 2004 influenza season in Canada in healthy adults.
Participants	Healthy adults aged 18 to 64 years who gave informed consent were eligible to participate (1349 were enrolled at 28 sites in Canada). Exclusion criteria: belonging to a group for which annual influenza vaccination is recommended; presence of significant acute or chronic, uncontrolled medical or psychiatric illness; pregnancy; infection with HIV, hepatitis B, or hepatitis C virus; chronic use of any medication or product for symptoms of rhinitis or nasal congestion or any chronic nasopharyngeal complaint or use of such product within 7 days prior to immunisation; asthma; symptoms or diagnosis suggesting gag reflex impairment or predisposition to aspiration; use of systemic glucocorticosteroids or immunosuppressive medications; receipt of investigational drugs in the prior month; presence of febrile or upper respiratory tract illness on the day of immunisation; and known hypersensitivity to mercurials or chicken eggs.
Interventions	<p>The vaccine contains equal parts of 3 monovalent egg-grown, formalin-inactivated influenza antigens formulated with OMPs of <i>Neisseria meningitidis</i> serogroup B strain 8047.</p> <p>The vaccine tested in this study contained HA from each:</p> <ul style="list-style-type: none"> <li>• A/New Caledonia/20/99 (H1N1)</li> <li>• A/Panama/2007/99 (H3N2)</li> <li>• B/Shangdong/7/97 (H1N1) (recommended for the 2003 to 2004 season)</li> </ul> <p>Vaccine was tested in 2 formulations: 1 containing <math>75 \pm 15 \mu\text{g/mL}</math> of HA from each of the 3 influenza strains and 1 with <math>150 \pm 30 \mu\text{g HA/mL}</math>. Both formulations are sterile, colourless to yellowish opalescent, and preserved with 0.01% thimerosal.</p> <p>The placebo control was sterile phosphate-buffered isotonic saline with 0.01% thimerosal and was colourless.</p> <p>Participants (n = 1348) were randomised to 1 of the following 3 regimens:</p> <ul style="list-style-type: none"> <li>• Arm 1: meningococcal OMP-adjuvanted TIV with <math>15 \mu\text{g}</math> of each HA antigen on days 0 and 14 (n = 455)</li> <li>• Arm 2: meningococcal OMP-adjuvanted TIV with <math>30 \mu\text{g}</math> of each HA antigen on day 0 and saline placebo on day 14 (n = 450)</li> <li>• Control: saline placebo on days 0 and 14 (n = 443)</li> </ul>

aa Langley 2011 (Continued)

Vaccine and placebo were administered by means of a VP3/100 nasal spray pump (Valois of America, Greenwich, CT, USA) with the participant in a sitting position, administering 0.10 mL of preparation in each nostril (0.20 mL in all).

Outcomes

**Safety**

Participants were monitored for 30 minutes after the immunisation on days 0 and 14 for any immediate adverse events and then completed a questionnaire that graded selected complaints as 0 (none), grade 1 (mild), grade 2 (moderate), or grade 3 (severe). From days 0 to 7, participants self monitored evening oral temperature and completed a written memory aid of reactogenicity. On days 3, 7, 17, and 21 participants reported the maximum oral temperature and severity score in the previous days via an interactive voice response system. A clinic visit for participant assessment was initiated if symptom complaints exceeded grade 2. Prior to the day 14 dose participants were questioned about interim adverse events, and a physical exam was performed. Coding for adverse events was according to Medical Dictionary for Regulatory Activities (MeDRA, Chantilly, VA) version 6.1. The following outcomes were reported:

- Burning or stinging in the nose
- Burning or stinging in the throat
- Itching in the nose, throat, or eyes
- Shortness of breath
- Lightheadedness or dizziness
- New rash or a rash becoming itchy
- Feverishness: temperature (°C) < 37.8; 37.8 to 38.2; 38.3 to 38.9; ≥ 39.0

**Immunogenicity**

Blood and nasal mucus samples were collected on days 0 and 28 for haemagglutinin inhibition reciprocal titres and salivary secretory IgA (sIgA) measurement, respectively.

**Effectiveness**

Telephone contacts with participants were made every 2 weeks to solicit adverse events and identify ILI. Spontaneous illness reports were received via toll-free telephone call centre and reported to investigators. If the participant illness included at least 2 of the illness criteria and was severe enough to impede normal daily activities, then a nurse visit was initiated. The nurse verified symptoms, collected nose and throat swabs, and recorded the participant's temperature. Samples were cultured on MD-CK cells, and a multiplex RT-PCR test was used to detect influenza A and B viruses (viruses A were subsequently subtyped by another RT-PCR assay). The primary outcome measure for efficacy was CCI defined as fever (oral temperature > 37.8 °C) and cough and at least 1 of the following: sore throat, runny nose or nasal congestion, muscle or joint ache, headache, fatigue or chills (with symptoms sufficient to impede normal daily activities), and a positive nose and throat swab culture for influenza A or B virus.

A co-primary endpoint measure was a positive culture, defined as positive nose and throat swab culture for influenza A or B virus and at least 2 of the following 8 symptoms: fever, cough, sore throat, runny nose or nasal congestion, muscle or joint ache, headache, fatigue, or chills.

The secondary outcome measure, ILI with evidence of influenza infection, required laboratory confirmation of influenza by either a positive culture for influenza A or B virus, or positive RT-PCR for influenza A or B virus, or a 4-fold rise in reciprocal titre for a circulating influenza strain between days 28 and 180 and fever and cough and at least 1 of sore throat, runny nose or nasal congestion, muscle or joint ache, headache, fatigue, or chills.

Notes

Safety and primary endpoint estimates (CCI) were calculated on the ITI population, which included any participant who received at least 1 dose of test article (n = 1348, 455 in arm 1, 450 in arm 2, 443 in control arm).

For effectiveness estimates of culture positive and ILI, evaluable participants were used, i.e. those who had a complete regimen (i.e. 1 dose of placebo in the placebo group, at least 1 dose of 30 µg, 2 doses of 15µg, n = 1347).

A total of 1326 participants completed the study (452 in arm 1, 442 in arm 2, 432 in control arm).

Industry funded

**aa Langley 2011** (Continued)

**Risk of bias**

Bias	Authors' judgement	Support for judgement
Random sequence generation (selection bias)	Unclear risk	"The study was double-blind, randomised and placebo controlled."
Allocation concealment (selection bias)	Low risk	"Subjects were assigned centrally within blocks and stratified within each site by age ≤49 and >49 years, and history of prior influenza immunization within 2 years."
Blinding (performance bias and detection bias) All outcomes	Low risk	"Neither the subject nor the site study team (staff performing clinical safety or efficacy evaluations and investigators) were aware of patient assignment. One research nurse at each site was responsible for randomization, maintenance of the treatment log, test article preparation and administration." "This staff member did not perform any safety or efficacy observations and could not reveal treatment assignment to participants or other study staff." "Both lots are sterile, colorless to yellowish opalescent and preserved with 0.01% thimerosal. The placebo control was sterile phosphate-buffered isotonic saline with 0.01% thimerosal, and was colorless."
Incomplete outcome data (attrition bias) All outcomes	Low risk	About 98% of the initially enrolled participants completed the study.
<i>Summary assessment</i>	Low risk	Low risk of bias

**aa Leibovitz 1971**

Methods	Controlled clinical trial conducted in the USA during the 1969 to 1970 influenza season. The study period was 30 January to 18 May. Follow-up lasted first 7 weeks of training. Influenza was detected from 11 February to 13 May and lasted 6 weeks. Participants were allocated to vaccine or control group according to the last non-zero digit of the Social Security number. Blinding was not mentioned. Specimens for culture and acute-convalescent blood specimens were obtained from people hospitalised with acute respiratory disease.
Participants	9616 military trainees: 1682 treated and 7934 placebo. Age of participants was 18 to 20.
Interventions	Monovalent inactivated, experimental, intramuscularly administered vaccine. Schedule and dose were: single dose, 556 CCA. Recombinant virus derived from HK/Aichi/68 and A0/PR8/34 was compared against no vaccination. Vaccine was not recommended but matched circulating strain.
Outcomes	Outcomes were: hospitalisation for upper respiratory infection (without definition), hospitalisation for influenza. Laboratory confirmation was based on culture and/or 4-fold or greater rise in antibody titre occurring between acute and convalescent sera. Surveillance was passive.
Notes	Recruitment and immunisation period overlapped outbreak period. Most of the illnesses were due to adenovirus. Illnesses during the first 1 or 2 weeks after vaccination were not excluded, but the authors stated that this fact did not affect the results. Efficacy data only were extracted.  Government funded

**Risk of bias**

Bias	Authors' judgement	Support for judgement
------	--------------------	-----------------------

**aa Leibovitz 1971** (Continued)

Random sequence generation (selection bias)	Unclear risk	Unclear
Allocation concealment (selection bias)	High risk	Inadequate
Blinding (performance bias and detection bias) All outcomes	Unclear risk	Unclear
Incomplete outcome data (attrition bias) All outcomes	Unclear risk	Unclear
<i>Summary assessment</i>	High risk	Unclear

**aa McBride 2016a**

Methods	Randomised placebo controlled trial
Participants	Healthy adults aged 18 to 64
Interventions	<p>Trivalent influenza inactivated vaccines containing antigens the 2 A strains and 1 B strain recommended by WHO in 2008 and 2009 for the Southern Hemisphere as follows:</p> <p>Arm 1: 15 mg of haemagglutinin antigens Solomon Islands/3/2006 (H1N1), A/Brisbane/10/2007 (H3N2), B/Brisbane/3/2007. Fluvax; CSL Limited. 0.5 mL single doses administered intramuscularly into deltoid muscle.</p> <p>Placebo: 0.5 mL saline, dibasic sodium phosphate and monobasic sodium phosphate.</p>
Outcomes	Influenza cases laboratory confirmed by viral culture and/or real time RT-PCR were followed up until 30 November each year. Solicited adverse events for 4 days, unsolicited adverse events for 20 days, serious adverse events for 180 days. Harms data were not extractable due to different definitions.
Notes	This record is for the 2008 season. Industry funded

**Risk of bias**

Bias	Authors' judgement	Support for judgement
Random sequence generation (selection bias)	Low risk	<p>"Participants were randomized in a 2:1 ratio to receive a single injection of 0.5 mL IIV3 or placebo, administered intramuscularly into the deltoid muscle."</p> <p>"The randomization code was prepared by a statistician, employed by CSL Limited, with the use of SAS software (version 9.1.3; SAS Institute, Cary, NC, USA ..."</p>
Allocation concealment (selection bias)	Low risk	"The randomization code was prepared by a statistician, employed by CSL Limited, with the use of SAS software (version 9.1.3; SAS Institute, Cary, NC, USA), using simple block randomization to maintain approximate allocation balance."
Blinding (performance bias and detection bias) All outcomes	Unclear risk	"As there was a visual difference between IIV3 and placebo, study personnel who were involved in the preparation and administration of the study vaccine had no further involvement in the study conduct. Participants and investiga-

**aa McBride 2016a** (Continued)

		tional site staff involved in performing study assessments remained blinded to treatment allocation."
Incomplete outcome data (attrition bias) All outcomes	Low risk	Flow of participants during the study is reported and described. Loss to follow-up amounts to 0.36% and 0.44% study end and among vaccine and placebo recipients, respectively, and is balanced through the 2 arms.
Summary assessment	Low risk	

**aa McBride 2016b**

Methods	Randomised placebo-controlled trial
Participants	Healthy adults aged 18 to 64
Interventions	<p>Trivalent influenza inactivated vaccines containing antigens the 2 A strains and 1 B strain recommended by WHO in 2008 and 2009 for the Southern Hemisphere as follows:</p> <p>Arm 1: 15 mg of haemagglutinin antigens A/Brisbane/59/2007 (H1N1), A/Brisbane/10/2007 (H3N2), B/Florida/4/2006. Fluvax; CSL Limited. 0.5 mL single doses administered intramuscularly into deltoid muscle.</p> <p>Placebo: 0.5 mL saline, dibasic sodium phosphate and monobasic sodium phosphate.</p>
Outcomes	Influenza cases laboratory-confirmed by viral culture and/or real time RT-PCR were followed up until 30 November each year. Solicited adverse events for 4 days, unsolicited adverse events for 20 days, serious adverse events for 180 days. Harms data were not extractable due to different definitions.
Notes	This record is for the 2009 season. Industry funded

**Risk of bias**

Bias	Authors' judgement	Support for judgement
Random sequence generation (selection bias)	Low risk	<p>"Participants were randomized in a 2:1 ratio to receive a single injection of 0.5 mL IIV3 or placebo, administered intramuscularly into the deltoid muscle."</p> <p>"The randomization code was prepared by a statistician, employed by CSL Limited, with the use of SAS software (version 9.1.3; SAS Institute, Cary, NC, USA ..."</p>
Allocation concealment (selection bias)	Low risk	"The randomization code was prepared by a statistician, employed by CSL Limited, with the use of SAS software (version 9.1.3; SAS Institute, Cary, NC, USA), using simple block randomization to maintain approximate allocation balance."
Blinding (performance bias and detection bias) All outcomes	Unclear risk	"As there was a visual difference between IIV3 and placebo, study personnel who were involved in the preparation and administration of the study vaccine had no further involvement in the study conduct. Participants and investigational site staff involved in performing study assessments remained blinded to treatment allocation."
Incomplete outcome data (attrition bias) All outcomes	Unclear risk	Flow of participants is reported and described. Attrition was 2.52% and 1.6% for the intervention and placebo arms, respectively. In this season (2009) 104/5001 and 40/2499 received H1N1 pandemic vaccine, respectively in the 2 arms and were excluded from efficacy assessment.

**aa McBride 2016b** (Continued)

Summary assessment      Low risk

**aa Mesa Duque 2001**

Methods	Randomised controlled trial, double-blind, conducted in Colombia during the 1997 influenza season. Follow-up lasted from 15 March to 31 August. Influenza period was not defined. Virological surveillance was not performed.
Participants	493 bank employees: 247 treated and 246 placebo. Age of participants was 18 to 60.
Interventions	Subunit inactivated, intramuscularly administered vaccine. Schedule and dose were: single dose. Vaccine composition was: A/Wahan/359/95, A/Texas/36/91, and B/Beijing/184/93. Placebo was vitamin C. Vaccine was recommended and matched circulating strain.
Outcomes	Episodes of clinical illness, WDL, and adverse effects. Clinical disease was defined as upper respiratory illness (fever, sore throat, and cough lasting more than 24 hours) according to ICD-9 codes 381, 382, 460, 466, 480 and from 487 to 490. Local adverse effects were oedema, erythema, pain, and swelling. Systemic adverse effects were fever, headache, and indisposition within 5 days of vaccination. Surveillance was passive.
Notes	Circulating strains were not isolated from local cases but by WHO and Colombia surveillance system and matched vaccine components. Working days lost were detected all year round, so they were not included in the analysis. Efficacy and safety data were extracted.  Government funded

**Risk of bias**

Bias	Authors' judgement	Support for judgement
Random sequence generation (selection bias)	Low risk	Volunteers were randomly allocated to receive vaccine or placebo using a table of random numbers.
Allocation concealment (selection bias)	Low risk	Given details provided regarding randomisation process and other aspects of the study design, we believe the allocation concealment was probably adequate.
Blinding (performance bias and detection bias) All outcomes	Low risk	Double-blinding was ensured by pre-labelled, coded, identical-looking vials.
Incomplete outcome data (attrition bias) All outcomes	Low risk	Adequate
Summary assessment	Low risk	Low risk

**aa Mixéu 2002**

Methods	Randomised controlled trial, double-blind, conducted in Brazil during the 1997 influenza season. Follow-up lasted 6 to 7 months. Influenza period was not defined. Virologic surveillance was not performed.
---------	--



**aa Mixéu 2002** (Continued)

Participants	813 flight crews of an airline company: 405 vaccinated and 408 given placebo. Age of participants was 18 to 64.
Interventions	Split trivalent, intramuscularly administered vaccine. Schedule and dose were: single dose. Vaccine composition was: A/Nanchang/933/95, A/Texas/36/91, and B/Harbin/7/94. Placebo was vaccine diluent. Vaccine was recommended and matched circulating strain.
Outcomes	ILI, WDL. Clinical illness was defined as follows: fever > 37.6 °C and cough, headache, myalgia, rhinorrhoea, sore throat lasting at least 24 hours. Surveillance was passive.
Notes	Local and systemic effects were reported together and therefore not included in the review. Only 294 treated participants and 299 controls completed follow-up. Efficacy data were extracted.  Industry funded

**Risk of bias**

Bias	Authors' judgement	Support for judgement
Random sequence generation (selection bias)	Unclear risk	Authors did not describe the methods used to ensure randomisation.
Allocation concealment (selection bias)	Unclear risk	Authors did not describe the methods used to ensure randomisation.
Blinding (performance bias and detection bias) All outcomes	Unclear risk	Authors did not describe the methods used to ensure blinding.
Incomplete outcome data (attrition bias) All outcomes	Low risk	Low rates of attrition unlikely to affect study results.
<i>Summary assessment</i>	Unclear risk	Unclear

**aa Mogabgab 1970a**

Methods	Randomised study conducted in the USA during the 1968 to 1969 influenza season. Influenza outbreak lasted 9 weeks, from 9 December to 3 February. Randomisation methods were not described. Laboratory confirmation was obtained (by culture or 4-fold antibody titre increase in acute convalescent sera) for 20 men randomly selected each week from among the ill.
Participants	1402 airmen previously unvaccinated: 881 vaccinated and 521 given placebo. Age of participants was 18 to 21.
Interventions	Monovalent inactivated parenteral influenza A vaccine. Schedule and dose were: single dose. Vaccine composition was: A2/Aichi 2/68 300 CCA units. Placebo was saline for injection. Vaccine was recommended and matched circulating strain.
Outcomes	ILI and influenza, complications and admissions. All respiratory illnesses were classified as febrile (38.3 °C or greater), afebrile, pharyngitis, bronchitis, or pneumonia (complications). Surveillance was passive.
Notes	Cases occurring during the first 15 days after vaccination were not included in the analysis. Circulating strain was A2/Hong Kong. Efficacy data were extracted.

**aa Mogabgab 1970a** (Continued)

Government funded

**Risk of bias**

Bias	Authors' judgement	Support for judgement
Random sequence generation (selection bias)	Unclear risk	Unclear
Allocation concealment (selection bias)	Unclear risk	Unclear
Blinding (performance bias and detection bias) All outcomes	Unclear risk	Unclear
Incomplete outcome data (attrition bias) All outcomes	Unclear risk	Unclear
<i>Summary assessment</i>	Unclear risk	Unclear

**aa Mogabgab 1970b**

Methods	Randomised study conducted in the USA during the 1968 to 1969 influenza season. Influenza outbreak lasted 9 weeks, from 9 December to 3 February. Randomisation methods were not described. Laboratory confirmation was obtained (by culture or 4-fold antibody titre increase in acute convalescent sera) for 20 men randomly selected each week from among the ill.	
Participants	1551 airmen previously unvaccinated: 1030 vaccinated and 521 given placebo. Age of participants was 18 to 21.	
Interventions	Polyvalent inactivated influenza A and B vaccine (the 1967 military formula). Schedule and dose were: single dose. Vaccine composition was: A/Swine/33 100 CCA units, A/PR8/34 100 CCA units, A1/AA/1/57 100 CCA units, A2/Taiwan 1/64 400 CCA units, B/Lee/40 100 CCA units, B/Mass 3/66 200 CCA units. Placebo was saline for injection. Vaccine was recommended but did not match the circulating strain.	
Outcomes	ILI and influenza cases, complications and admissions. All respiratory illnesses were classified as febrile (38.3 °C or greater), afebrile, pharyngitis, bronchitis, or pneumonia (complications). Surveillance was passive.	
Notes	Cases occurring during the first 15 days after vaccination were not included in the analysis. Circulating strain was A2/Hong Kong. Efficacy data were extracted.	
	Government funded	

**Risk of bias**

Bias	Authors' judgement	Support for judgement
Random sequence generation (selection bias)	Unclear risk	Unclear
Allocation concealment (selection bias)	Unclear risk	Unclear

**Vaccines for preventing influenza in healthy adults (Review)**

**aa Mogabgab 1970b** (Continued)

Blinding (performance bias and detection bias) All outcomes	Unclear risk	Unclear
Incomplete outcome data (attrition bias) All outcomes	Unclear risk	Unclear
<i>Summary assessment</i>	Unclear risk	Unclear

**aa Monto 1982**

Methods	Randomised, single-blind study conducted in the USA during the 1979 to 1980 influenza season. Follow-up lasted for the whole epidemic period. The epidemic period was defined by first and last isolation (11 February to 18 March) and lasted 5 weeks. Each participant was given a serial number that had previously been assigned randomly by a code to either the vaccine or the placebo group. Specimens for culture were obtained from ill people. At spring time blood specimens were collected.
Participants	306 students: 154 vaccinated and 152 given placebo. Age of participants was not reported.
Interventions	Monovalent, live attenuated, intranasal influenza B. Schedule and dose were: single dose. Vaccine composition was: the vaccine virus, cold recombinant, was produced by recombining the attenuated B/Ann Arbor/1/66 with a wild strain B/Hong Kong/8/73. Placebo was vaccine diluent. Vaccine was not recommended and did not match the circulating strain.
Outcomes	Clinical and laboratory confirmed cases and adverse effects. Participants suffered a respiratory illness if they had at least 2 respiratory symptoms. Cases were laboratory confirmed if they had an increase in antibody titre against 3 influenza B virus antigens, i.e. if there was a 4-fold increase from an initial sample. Side effects were sore throat, coryza, hoarseness, cough, muscle aches, temperature > 100 °F occurring during the first 3 days after vaccination. Surveillance was active.
Notes	Vaccine content was not recommended or matched. Circulating strain was B/Singapore/79-like and B/Buenos Aires/79-like. Efficacy and safety data were extracted.  Government funded

**Risk of bias**

Bias	Authors' judgement	Support for judgement
Random sequence generation (selection bias)	Low risk	Adequate
Allocation concealment (selection bias)	Low risk	Adequate
Blinding (performance bias and detection bias) All outcomes	Low risk	Adequate
Incomplete outcome data (attrition bias) All outcomes	Low risk	Adequate
<i>Summary assessment</i>	Low risk	Adequate

**Vaccines for preventing influenza in healthy adults (Review)**

**aa Monto 2009**

Methods	Third epidemic season (2007 to 2008) of aa Ohmit 2006 and aa Ohmit 2008
Participants	A total of 1952 healthy adults between the ages of 18 and 49 years were enrolled. Some had been also enrolled in the 2 previous seasons.
Interventions	<p>Newly enrolled participants were recruited from the community around 4 university campuses in Michigan. Allocation methods are the same as for aa Ohmit 2006 and aa Ohmit 2008.</p> <p>For the 2007 to 2008 season vaccine composition was the following:</p> <ul style="list-style-type: none"> <li>Fluzone (Sanofi Pasteur, inactivated trivalent vaccine intramuscular): 15 µg of haemagglutinin from each of the following strains in a 0.5 mL dose: A/Solomon Islands/3/2006 (H1N1), A/Wisconsin/67/2005 (H3N2), and B/Malaysia/2506/2004 (B/Victoria lineage).</li> <li>FluMist (MedImmune, live attenuated vaccine, intranasal): 10<sup>6.5-7.5</sup> fluorescent focus units of live attenuated influenza virus reassortants of the same strains as used for the inactivated formulation in a 0.2 mL dose.</li> </ul>
Outcomes	Same outcomes as aa Ohmit 2008
Notes	Funding source - mixed

**Risk of bias**

Bias	Authors' judgement	Support for judgement
Random sequence generation (selection bias)	Unclear risk	Unclear
Allocation concealment (selection bias)	Unclear risk	Unclear
Blinding (performance bias and detection bias) All outcomes	Unclear risk	Unclear
Incomplete outcome data (attrition bias) All outcomes	Unclear risk	Unclear
<i>Summary assessment</i>	Unclear risk	Unclear

**aa Nichol 1995**

Methods	Randomised controlled trial conducted in the USA during the 1994 to 1995 influenza season. Follow-up lasted from 1 December 1994 through to 31 March 1995. Influenza period was not defined. Virological surveillance was not performed.
Participants	841 full-time employed: 419 treated and 422 placebo. Age of participants was 18 to 64.
Interventions	Subvirion, trivalent, parenteral influenza A and B vaccine. Schedule and dose were: single dose; 15 µg each strain. Vaccine composition was: A/Texas/36/91, A/Shangdong/9/93, B/Panama/45/90. Placebo was vaccine diluent. Vaccine was recommended and matched circulating strain.

**aa Nichol 1995** (Continued)

Outcomes	Cases (symptom-defined), working days lost due to respiratory illness, side effects. Participants were defined as cases if they had at least 1 upper respiratory illness (a sore throat associated with either fever or cough that lasted at least 24 hours). Local adverse effects were defined as arm soreness. Systemic adverse effects were defined as fever, tiredness, "feeling under the weather", muscle ache, headache (within a week after vaccination). Surveillance was active.
Notes	Circulating strain was not indicated. Efficacy and safety data were extracted.  Industry funded

**Risk of bias**

Bias	Authors' judgement	Support for judgement
Random sequence generation (selection bias)	Low risk	Randomisation was performed according to a computer-generated randomisation schedule.
Allocation concealment (selection bias)	Low risk	Probably adequate
Blinding (performance bias and detection bias) All outcomes	Low risk	Double-blinding was ensured by preloaded, coded, identical-looking syringes.
Incomplete outcome data (attrition bias) All outcomes	Low risk	Adequate
<i>Summary assessment</i>	Low risk	Adequate

**aa Nichol 1999a**

Methods	Randomised controlled trial conducted in the USA during the 1997 to 1998 influenza season. Follow-up lasted from November to March. Site-specific peak outbreak period was defined as weeks including 80% of the isolates of a specific area. Total outbreak period lasted from 14 December 1997 through to 21 March 1998. Total outbreak period was included in the analysis and lasted 14 weeks. Participants were recruited from 7 organisations and assigned to 1 of the study groups using a permuted block randomisation scheme that was stratified by treatment centre and age group. Sealed randomisation envelopes contained vaccine codes. Influenza virus surveillance was carried out in the area.
Participants	4561 healthy working adults: 3041 treated and 1520 placebo. Age of participants was 18 to 64.
Interventions	Trivalent, live attenuated influenza A and B vaccine in a single dose. Vaccine composition was: A/Shenzhen/227/95, A/Wuhan/395/95, B/Harbin/7/94-like. Placebo was egg allantoic fluid. Vaccine was recommended but did not match the circulating strain.
Outcomes	Clinical cases (symptom-defined), working days lost, and adverse effects. Case definition had 3 specifications: febrile illness (fever for at least 1 day and 2 or more symptoms for at least 2 days: fever, chills, headache, cough, runny nose, sore throat, muscle aches, tiredness); severe febrile illness (3 days of symptoms and 1 day of fever); febrile upper respiratory tract illness (3 days of upper respiratory tract symptoms and 1 day of fever). We chose the febrile illness outcome for analysis. Systemic adverse effects were defined as headache, muscle aches, chills, tiredness, and fever. Surveillance was passive.
Notes	Complete follow-up data were obtained for 2874 participants in the treatment arm and 1433 participants in the placebo arm. The outcome working days lost is presented as a rate ratio; the data are pre-

**aa Nichol 1999a** (Continued)

sented in a way that allows us to compute the difference in mean days lost but not to compute the standard error. Circulating strain was A/Sydney/5/97-like. Efficacy and safety data were extracted.

Government and industry funded

**Risk of bias**

Bias	Authors' judgement	Support for judgement
Random sequence generation (selection bias)	Low risk	Adequate
Allocation concealment (selection bias)	Low risk	Adequate
Blinding (performance bias and detection bias) All outcomes	Low risk	Adequate
Incomplete outcome data (attrition bias) All outcomes	Low risk	Adequate
<i>Summary assessment</i>	Low risk	Adequate

**aa Ohmit 2006**

Methods	Multicentre, randomised, placebo-controlled trial assessing effectiveness of both inactivated and live attenuated vaccines in preventing laboratory-confirmed influenza in healthy adults aged below 50.
Participants	For enrolment in the first study year (2004 to 2005), participants were recruited at 4 centres (2 university and 2 community sites) in Michigan. Participants were healthy adults between the ages of 18 and 46 years; those for whom influenza vaccination was recommended or contraindicated were excluded. In all 1247 were enrolled.
Interventions	<p>After informed consent was obtained and a first serum sample drawn, enrolled participants were randomly allocated to receive 1 dose of the following:</p> <ul style="list-style-type: none"> <li>Inactivated trivalent vaccine (Fluzone, Sanofi Pasteur) containing 15 µg of haemagglutinin from each of the following strains: A/New Caledonia/20/99 (H1N1), A/Wyoming/3/2003 (H3N2, A/Fujian/411/2002-like strain), and B/Jiangsu/10/2003 (B/Shanghai/361/2002-like strain (Yamagata lineage)) in each 0.5 mL dose, as intramuscular injection.</li> <li>Placebo saline administered intramuscularly.</li> <li>Live attenuated trivalent vaccine (FluMist, MedImmune) containing a 10<sup>6.5-7.5</sup> median tissue-culture infective dose of live attenuated influenza virus reassortants of the following strains: A/New Caledonia/20/99 (H1N1), A/Wyoming/ 3/2003 (H3N2 A/Fujian/411/2002-like strain), and B/Jilin/20/2003 (B/Shanghai/361/2002-like strain (Yamagata lineage)) in each 0.5 mL dose.</li> <li>Placebo saline administered intranasally.</li> </ul> <p>Identical syringes were filled on site with the inactivated vaccine or matching placebo (physiologic saline) by study nurses who were aware of the intervention assignments. The live attenuated influenza vaccine and matching placebo (physiologic saline) were preloaded in identical nasal spray devices by the manufacturer. Both vaccines were licenced for use in the 2004 to 2005 influenza season.</p> <p>Participants were randomised to vaccine or placebo in ratio of 5:1 using 4 site-specific randomisation schedules, generated with the use of a random permuted block design with a block size of 12, in order to assign participants sequentially to receive a vaccine or a placebo as they enrolled.</p>

aa Ohmit 2006 (Continued)

Since the trial was double-blind, the participants and nurses who administered the study vaccine or placebo were unaware of whether the participant was receiving vaccine or placebo but were aware of the route of administration.

Further serum samples were drawn 3 to 5 weeks after vaccine administration (as participants returned diary cards for local and systemic reactions, pre-season sample) and during April to May 2005 (post-season sample).

Outcomes

Local and systemic reactions within 7 days from immunisation (self filled questionnaires): fever, chills, runny nose or congestion, cough, sore throat, headache, muscle aches, weakness, abdominal pain, trouble breathing, red eyes, arm soreness, arm redness.

Laboratory-confirmed influenza. Active surveillance was maintained between November 2004 and April 2005. Participants were contacted by phone or email twice monthly. Symptomatic influenza was described as the presence of at least 1 respiratory symptom (cough or nasal congestion) and at least 1 systemic symptom (fever, feverishness, chills, body aches) occurring during influenza activity and at least 2 weeks after administration. Participants were instructed to contact study staff when at least 2 respiratory and systemic symptoms were observed. Throat swab specimens were collected from all participants with symptomatic influenza.

Swabs were cultured for identification, and all isolates were typed according to strain using the fluorescence antibody assay and evaluated for antigenic relatedness to vaccine strains by the Influenza Branch at the CDC. In addition, all throat-swab specimens obtained from participants with symptomatic influenza were tested at the University of Michigan by means of real-time PCR assays using the TaqMan system (Applied Biosystems).

All collected serum samples were tested with the haemagglutination-inhibition assay, with the virus strains present in the vaccines used as antigens and against the circulating type A (H3N2) (A/California/07/2004-like) virus and the circulating type B (B/Hawaii/33/2004-like) virus (i.e. Victoria lineage not included in the vaccine).

For effectiveness the following endpoints were used:

On ITT population: laboratory-confirmed influenza: culture-positive or real-time PCR-positive, or both.

On per-protocol population: laboratory-confirmed influenza: serologically positive; serologically or culture-positive.

Notes

**Intention-to-treat analysis:** includes all enrolled participants who were randomly assigned to a vaccine or placebo group and who received a vaccine or a placebo (TIV = 513; placebo IM = 103; LAIV = 519; placebo IN = 103).

**Per-protocol analyses:** limited to participants having the postintervention (pre-season) blood specimen collected at least 3 weeks after receipt of a vaccine or a placebo and at least 2 weeks before the beginning of local influenza activity (TIV = 367; placebo IM = 73; LAIV = 363; placebo IN = 73).

Government funded

**Risk of bias**

Bias	Authors' judgement	Support for judgement
Random sequence generation (selection bias)	Low risk	Centralised automated sequence generation
Allocation concealment (selection bias)	Unclear risk	Allocation procedure not described
Blinding (performance bias and detection bias) All outcomes	Low risk	Blinding apparently successful

**aa Ohmit 2006** (Continued)

Incomplete outcome data (attrition bias) All outcomes	Low risk	Active surveillance carried out Participants contacted bi monthly
<i>Summary assessment</i>	Unclear risk	Unclear

**aa Ohmit 2008**

Methods	Multicentre, randomised, placebo-controlled trial assessing the effectiveness of both inactivated and live attenuated vaccines in preventing laboratory-confirmed influenza in healthy adults aged below 50 years. Same methods as aa Ohmit 2006.	
Participants	For study year 2005 to 2006, healthy men and women aged 18 to 48 years were recruited at 6 study sites (4 university sites and 2 community sites) in Michigan. In all 2058 participants were enrolled. Of these, 972 were already enrolled in the 2004 to 2005 season (see aa Ohmit 2006).	
Interventions	<p>Participants who were enrolled in the 2005 to 2006 season were randomised (see aa Ohmit 2006) to receive inactivated vaccine (Fluzone; Sanofi Pasteur), live attenuated vaccine (FluMist; MedImmune), or placebo. Participants already enrolled in the 2004 to 2005 season received the same intervention type (i.e. Fluzone, FluMist, or placebo) as before.</p> <ul style="list-style-type: none"> <li>Fluzone (intramuscularly administered) contained 15 g haemagglutinin from each of the following strains: A/New Caledonia/20/99 (H1N1), A/New York/55/2004 (H3N2) (A/California/7/2004-like), and B/Jiangsu/10/2003 (B/Shanghai/361/2002-like).</li> <li>FluMist (intranasally administered) was formulated to contain a median tissue-culture infective dose of <math>10^{6.5}</math> to <math>10^{7.5}</math> live attenuated influenza virus reassortants of the same strains.</li> <li>Intramuscular or intranasal saline placebo.</li> </ul>	
Outcomes	<ul style="list-style-type: none"> <li>Local and systemic reactions within 7 days from immunisation (see Ohmit 2006).</li> <li>Symptomatic laboratory-confirmed influenza A or B illness (primary efficacy outcome). Symptoms were defined as at least 1 respiratory symptom (cough or nasal congestion) plus at least 1 systemic symptom (fever or feverishness, chills, or body aches). Laboratory confirmation was assessed by isolation of the influenza virus in cell culture or by comparison of paired postvaccination (preseason) and postseason serum with at least a 4-fold increase in haemagglutination-inhibition antibody titre to 1 circulating influenza strain.</li> <li>Illnesses confirmed by identification of the virus in real-time PCR assays was considered as a secondary efficacy outcome.</li> </ul>	
Notes	Government funded	

**Risk of bias**

Bias	Authors' judgement	Support for judgement
Random sequence generation (selection bias)	Unclear risk	Unclear
Allocation concealment (selection bias)	Unclear risk	Unclear
Blinding (performance bias and detection bias) All outcomes	Unclear risk	Unclear
Incomplete outcome data (attrition bias)	Unclear risk	Unclear

**Vaccines for preventing influenza in healthy adults (Review)**



**aa Ohmit 2008** (Continued)

All outcomes

<i>Summary assessment</i>	Unclear risk	Unclear
---------------------------	--------------	---------

**aa Powers 1995a**

Methods	Randomised controlled trial conducted in the USA during the 1993 to 1994 influenza season. Follow-up was not indicated. Influenza period was not defined. Participants were randomly assigned to receive 1 of the following 5 vaccine preparations in a double-blinded manner: 15 mg of rHA0, 15 mg of rHA0 plus alum, 90 mg of rHA0, licensed, and placebo. Spring sera were collected.
Participants	34 healthy university students: 26 treated and 8 placebo. Age of participants was 18 to 45.
Interventions	Subvirion licensed trivalent parenteral AB vaccine. Schedule and dose were: single dose; 15 µg each strain. Vaccine composition was: A/Texas/36/91 (H1N1), A/Beijing/32/92 (H3N2), and B/Panama/45/90. Placebo was saline for injection. Vaccine was recommended and matched circulating strain.
Outcomes	Clinical and laboratory-confirmed cases and adverse effects. An "influenza-like illness" was defined as the presence of any respiratory symptom(s) for $\geq 2$ days, accompanied by fever or systemic symptoms of myalgia or chills. Laboratory evidence of influenza A (H3N2) virus infection was defined as either or both of the isolation of virus from nasopharyngeal secretion and a $\geq 4$ -fold increase in serum HI antibody titre between the 3-week postvaccination (preseason) specimen and the corresponding postseason specimen collected in the following spring. Local adverse effects were erythema, pain, tenderness, induration, arm stiffness; systemic adverse effects: were headache, generalised myalgia, diarrhoea, nausea, feverishness, temperature $> 37.8$ °C.
Notes	Efficacy and safety data were extracted.  Government funded

**Risk of bias**

Bias	Authors' judgement	Support for judgement
Random sequence generation (selection bias)	Unclear risk	Insufficient information to judge
Allocation concealment (selection bias)	Unclear risk	Insufficient information to judge
Blinding (performance bias and detection bias) All outcomes	Unclear risk	Insufficient information to judge
Incomplete outcome data (attrition bias) All outcomes	Unclear risk	Insufficient information to judge
<i>Summary assessment</i>	Unclear risk	Unclear

**aa Powers 1995b**

Methods	Single-blind randomised controlled trial conducted in the USA during the 1974 to 1975 influenza season. Follow-up lasted from winter to spring. A "two-month" epidemic period was described by the au-
---------	--

**aa Powers 1995b** (Continued)

thors with no reference to a definition and lasted 6 weeks. Study participants were randomly assigned into 3 subgroups to receive either 2 doses of the vaccine (n = 47), 1 dose of vaccine and 1 dose of placebo (n = 48), or 2 doses of placebo (n = 48) at 14 days apart. 6-month sera were collected on all study participants.

Participants	34 healthy university students: 26 treated and 8 placebo. Age of participants was 18 to 45.
Interventions	Subvirion monovalent parenteral vaccine. Schedule and dose were: single dose; 90 µg rHA0. Vaccine composition was: the recombinant HA vaccine contained HA0 glycoprotein from the influenza A/Beijing/32/92 (H3N2) virus. Placebo was saline for injection. Vaccine was not recommended but matched circulating strain.
Outcomes	Clinical and laboratory-confirmed cases. An "influenza-like illness" was defined as the presence of any respiratory symptom(s) for >= 2 days, accompanied by fever or systemic symptoms of myalgia or chills. Laboratory evidence of influenza A (H3N2) virus infection was defined as either or both of the isolation of virus from nasopharyngeal secretion and a >= 4-fold increase in serum HI antibody titre between the 3-week postvaccination (preseason) specimen and the corresponding postseason specimen collected in the following spring.
Notes	Safety data were not included; effectiveness data were extracted.

**Risk of bias**

Bias	Authors' judgement	Support for judgement
Random sequence generation (selection bias)	Unclear risk	Unclear
Allocation concealment (selection bias)	Unclear risk	Unclear
Blinding (performance bias and detection bias) All outcomes	Unclear risk	Unclear
Incomplete outcome data (attrition bias) All outcomes	Unclear risk	Unclear
<i>Summary assessment</i>	Unclear risk	Unclear

**aa Powers 1995c**

Methods	Randomised controlled trial conducted in the USA during the 1993 to 1994 influenza season. Follow-up was not indicated. Influenza period was not defined. Participants were randomly assigned to receive 1 of the following 5 vaccine preparations in a double-blinded manner: 15 mg of rHA0, 15 mg of rHA0 plus alum, 90 mg of rHA0, licensed, and placebo. Spring sera were collected.
Participants	59 healthy university students: 51 treated and 8 placebo. Age of participants was 18 to 45.
Interventions	Subvirion monovalent parenteral vaccine. Schedule and dose were: single dose; 15 µg rHA0. Vaccine composition was: the recombinant HA vaccine contained HA0 glycoprotein from the influenza A/Beijing/32/92 (H3N2) virus. Placebo was saline for injection. Vaccine was not recommended but matched circulating strain.

**aa Powers 1995c** (Continued)

Outcomes	Clinical and laboratory-confirmed cases. An "influenza-like illness" was defined as the presence of any respiratory symptom(s) for $\geq 2$ days, accompanied by fever or systemic symptoms of myalgia or chills. Laboratory evidence of influenza A (H3N2) virus infection was defined as either or both of the isolation of virus from nasopharyngeal secretion and a $\geq 4$ -fold increase in serum HI antibody titre between the 3-week postvaccination (preseason) specimen and the corresponding postseason specimen collected in the following spring.	
Notes	Efficacy data only were extracted.	
<b>Risk of bias</b>		
<b>Bias</b>	<b>Authors' judgement</b>	<b>Support for judgement</b>
Random sequence generation (selection bias)	Unclear risk	Unclear
Allocation concealment (selection bias)	Unclear risk	Unclear
Blinding (performance bias and detection bias) All outcomes	Unclear risk	Unclear
Incomplete outcome data (attrition bias) All outcomes	Unclear risk	Unclear
<i>Summary assessment</i>	Unclear risk	Unclear

**aa Rytel 1977**

Methods	Single-blind randomised controlled trial conducted in the USA during the 1974 to 1975 influenza season. Follow-up lasted from winter to spring. A "two month" epidemic period was described by the authors with no reference to a definition and lasted 6 weeks. Study participants were randomly assigned into 3 subgroups to receive either 2 doses of the vaccine (n = 47), 1 dose of vaccine and 1 dose of placebo (n = 48), or 2 doses of placebo (n = 48) at 14 days apart. 6-month sera were collected on all study participants.	
Participants	143 young adult female student nurse volunteers: 95 treated and 48 placebo. Age of participants was 18 to 35.	
Interventions	Live attenuated, bivalent, intranasal influenza A (containing 107,2 EID50) and B (containing 107,8 EID50) vaccines. Schedule and dose were single or double doses. Vaccine composition was: A/England/42/72 (H3N2) and B/Hong Kong/5/72. Placebo was 5% sucrose. Vaccine was not recommended and did not match the circulating strain.	
Outcomes	Influenza and adverse effects. An influenza case was defined as the presence of an influenza-like illness (3 or more symptoms of acute respiratory disease and temperature greater than 37.2 °C) and virus isolation and/or 4-fold rise in antibody titre in sera obtained at 30 days and 6 months following immunisation. Local adverse effects were upper respiratory symptoms and cough. These were subdivided into moderate and severe. A definition of general adverse effects (again distinguished between moderate and severe) was not given.	
Notes	1 dose and 2 doses were analysed together. Circulating strain was A/PortChalmers/1/73 (H3N2). Efficacy and safety data extracted.	

**aa Rytel 1977** (Continued)

Government funded

**Risk of bias**

Bias	Authors' judgement	Support for judgement
Random sequence generation (selection bias)	Unclear risk	Unclear
Allocation concealment (selection bias)	Unclear risk	Unclear
Blinding (performance bias and detection bias) All outcomes	Unclear risk	Unclear
Incomplete outcome data (attrition bias) All outcomes	Unclear risk	Unclear
<i>Summary assessment</i>	Unclear risk	Unclear

**aa Sumarokow 1971**

Methods	Field trial conducted in Russia during the 1968 to 1969 influenza season. Follow-up lasted the whole epidemic period. The epidemic period was defined as the period of highest influenza morbidity and lasted 11 weeks, from the last 10 days of January to the first 10 days of April. Vaccinations were carried out using coded preparation. Sampling virological and serological survey of ill people was performed.	
Participants	19,887 population: 9945 treated and 9942 placebo. Age of participants was 13 to 25.	
Interventions	Live allantoic intranasal vaccine. Schedule and dose were: 3 doses. Vaccine composition was not indicated. Placebo was not described. Vaccine was not recommended and did not match the circulating strain.	
Outcomes	Clinical cases, deaths, severity of illness. Clinical outcomes were all acute respiratory infections. Laboratory confirmation was obtained on a sample of ill participants by virus isolation or demonstration of seroconversion. Bronchitis, otitis, and pneumonia were considered as complications. Passive surveillance was carried out.	
Notes	A first study group with children 3 to 12 years old was excluded. A second study group with participants aged 13 to 25 was included in the analysis. The trial compared 2 live vaccines (allantoic intranasal vaccine and tissue vaccine for oral administration) against placebo. Only intranasal vaccine was included in the analysis. Deaths from flu were not recorded. Circulating strain was A2/Hong Kong/68. Effectiveness data only were extracted.	
	Government funded	

**Risk of bias**

Bias	Authors' judgement	Support for judgement
Random sequence generation (selection bias)	Unclear risk	Insufficient description

**aa Sumarokow 1971** (Continued)

Allocation concealment (selection bias)	Unclear risk	Insufficient description
Blinding (performance bias and detection bias) All outcomes	Unclear risk	Insufficient description
Incomplete outcome data (attrition bias) All outcomes	Unclear risk	Insufficient description
<i>Summary assessment</i>	Unclear risk	Insufficient description

**aa Tannock 1984**

Methods	Controlled clinical trial, double-blind, conducted in Australia during the 1981 influenza season. Follow-up lasted from winter to spring. Influenza period was not defined. Volunteers were alternatively allocated to groups in a double-blind manner. 6-month sera were collected.	
Participants	88 volunteer staff from Newcastle Hospital and the Commonwealth Steel Corporation: 56 treated and 32 placebo. Age of participants was 16 to 64.	
Interventions	Trivalent subunit parenteral vaccine. Schedule and dose were: 7 µg each, 1 or 2 doses. Vaccine composition was: A/Brazil/11/78, A/Bangkok/1/79, B/Singapore/222/79. Placebo was saline for injection. Vaccine was recommended and matched circulating strain.	
Outcomes	Influenza and adverse effects. A case of influenza was defined as a respiratory illness, retrospectively reported, associated with a 4-fold antibody titre increase between postvaccination and postepidemic sera. Local side effects were redness, swelling, warmth or irritation, pain on contact, pain with pressure, continuous pain, or restriction of arm movement; systemic reactions were fever, chills, sweating, drowsiness, or insomnia.	
Notes	1 dose and 2 doses were analysed together; very high dropout. Circulating strain was A/Bangkok/1/79. Safety data only were extracted.  Government funded	

**Risk of bias**

Bias	Authors' judgement	Support for judgement
Random sequence generation (selection bias)	High risk	Inadequate
Allocation concealment (selection bias)	High risk	Inadequate
Blinding (performance bias and detection bias) All outcomes	High risk	Inadequate
Incomplete outcome data (attrition bias) All outcomes	High risk	Inadequate

**aa Tannock 1984** (Continued)

Summary assessment	High risk	Inadequate
--------------------	-----------	------------

**aa Treanor 2011**

Methods	Randomised, placebo-controlled trial
Participants	<p>Healthy adults between 18 and 49 years of age (n = 4648)</p> <p>Active arm 1: 295/2344 lost to follow-up          Controls: 282/2304 lost to follow-up</p> <p>Reasons for loss reported for both arms, but numbers do not add up.</p>
Interventions	<p>Trivalent influenza recombinant (haemagglutinin protein) vaccine containing antigens of the 2 A strains and one B strain recommended by WHO in 2007 and 2008 for the Northern Hemisphere. The intervention content was as follows:</p> <p>Arm 1: 45 mcg of recombinant haemagglutinin antigens (A/Solomon Islands/3/2006 (H1N1), A/Wisconsin/67/2005 (H3N2), and B/Malaysia/2506/2004) with 0.005% polysorbate 20 (Tween-20) in 10 mM sodium phosphate buffer pH 7.0 ± 0.4 without a preservative. Administered intramuscularly into deltoid muscle.</p> <p>Placebo: "normal" saline.</p>
Outcomes	Symptomatic influenza cases laboratory confirmed by viral culture. Mild, moderate, and severe adverse events. Industry-funded study.
Notes	

**Risk of bias**

Bias	Authors' judgement	Support for judgement
Random sequence generation (selection bias)	Unclear risk	No description provided
Allocation concealment (selection bias)	Unclear risk	No description provided
Blinding (performance bias and detection bias) All outcomes	Unclear risk	No description provided
Incomplete outcome data (attrition bias) All outcomes	Low risk	
Summary assessment	Unclear risk	Loss to follow-up figures do not match, and there are discrepancies between text and figures.

**aa Waldman 1969a**

Methods	Randomised controlled trial, double-blind, conducted in the USA during the 1968 to 1969 influenza season. Follow-up lasted the whole epidemic period. The epidemic curve was traced by absenteeism in the
---------	---

**aa Waldman 1969a** (Continued)

local industries and schools and virus isolation and lasted 7 weeks. Randomisation methods were not described. One-half of the volunteers gave serial blood and nasal wash samples.

Participants	524 schoolteachers: 465 treated and 118 placebo. Age of participants was not indicated.
Interventions	Monovalent inactivated intramuscular vaccine. Schedule and dose were: 1 or 2 doses. Vaccine composition was: A/Hong Kong/68. Placebo was saline for injection. Vaccine was recommended and matched circulating strain.
Outcomes	Clinical cases and side effects. Clinical case definition was based on the presence of a temperature > 100 °F or a feverish feeling plus any 2 of the following symptoms: sore throat, muscle or joint pain, cough, stuffy or runny nose. Passive surveillance was carried out.
Notes	Data concerning adverse effects were only partially reported by graph. Circulating strain was A2/Hong Kong/68. Effectiveness data only were extracted.  Government funded

**Risk of bias**

Bias	Authors' judgement	Support for judgement
Random sequence generation (selection bias)	Unclear risk	Unclear
Allocation concealment (selection bias)	Unclear risk	Unclear
Blinding (performance bias and detection bias) All outcomes	Unclear risk	Unclear
Incomplete outcome data (attrition bias) All outcomes	Unclear risk	Unclear
<i>Summary assessment</i>	Unclear risk	Unclear

**aa Waldman 1969b**

Methods	Randomised controlled trial, double-blind, conducted in the USA during the 1968 to 1969 influenza season. Follow-up lasted the whole epidemic period. Epidemic curve was traced by absenteeism in the local industries and schools and virus isolation and lasted 7 weeks. Randomisation methods were not described. One-half of the volunteers gave serial blood and nasal wash samples.
Participants	590 schoolteachers: 471 treated and 119 placebo. Age of participants was not indicated.
Interventions	Polyvalent inactivated intramuscular vaccine. Schedule and dose were: 1 or 2 doses. Vaccine composition was: A2/Japan/170/62 150 CCA units, A2/Taiwan/1/64 150 CCA units, B/Massachusetts/3/66 300 CCA units. Placebo was saline for injection. Vaccine was recommended but did not match the circulating strain.
Outcomes	Clinical cases and side effects. Clinical case definition was based on the presence of a temperature > 100 °F or a feverish feeling plus any 2 of the following symptoms: sore throat, muscle or joint pain, cough, stuffy or runny nose. Passive surveillance was carried out.

**aa Waldman 1969b** (Continued)

Notes Data concerning adverse effects were only partially reported by graph. Circulating strain was A2/Hong Kong/68. Efficacy data only were extracted.  
Government funded

**Risk of bias**

Bias	Authors' judgement	Support for judgement
Random sequence generation (selection bias)	Unclear risk	Unclear
Allocation concealment (selection bias)	Unclear risk	Unclear
Blinding (performance bias and detection bias) All outcomes	Unclear risk	Unclear
Incomplete outcome data (attrition bias) All outcomes	Unclear risk	Unclear
<i>Summary assessment</i>	Unclear risk	Unclear

**aa Waldman 1969c**

Methods Randomised controlled trial, double-blind, conducted in the USA during the 1968 to 1969 influenza season. Follow-up lasted the whole epidemic period. The epidemic curve was traced by absenteeism in the local industries and schools and virus isolation and lasted 7 weeks. Randomisation methods were not described. One-half of the volunteers gave serial blood and nasal wash samples.

Participants 597 schoolteachers: 479 treated and 118 placebo. Age of participants was not indicated.

Interventions Monovalent inactivated aerosol vaccine. Schedule and dose were: 1 or 2 doses. Vaccine composition was: A/Hong Kong/68. Placebo was saline for injection. Vaccine was recommended and matched circulating strain.

Outcomes Clinical cases and side effects. Clinical case definition was based on the presence of a temperature > 100 °F or a feverish feeling plus any 2 of the following symptoms: sore throat, muscle or joint pain, cough, stuffy or runny nose. Passive surveillance was carried out.

Notes Data concerning adverse effects were only partially reported by graph. Circulating strain was A2/Hong Kong/68. Efficacy data only were extracted.  
Government funded

**Risk of bias**

Bias	Authors' judgement	Support for judgement
Random sequence generation (selection bias)	Unclear risk	Unclear
Allocation concealment (selection bias)	Unclear risk	Unclear



**aa Waldman 1969c** (Continued)

Blinding (performance bias and detection bias) All outcomes	Unclear risk	Unclear
Incomplete outcome data (attrition bias) All outcomes	Unclear risk	Unclear
<i>Summary assessment</i>	Unclear risk	Unclear

**aa Waldman 1969d**

Methods	Randomised controlled trial, double-blind, conducted in the USA during the 1968 to 1969 influenza season. Follow-up lasted the whole epidemic period. The epidemic curve was traced by absenteeism in the local industries and schools and virus isolation and lasted 7 weeks. Randomisation methods were not described. One-half of the volunteers gave serial blood and nasal wash samples.
Participants	590 schoolteachers: 471 treated and 119 placebo. Age of participants was not indicated.
Interventions	Polyvalent inactivated aerosol vaccine. Schedule and dose were: 1 or 2 doses. Vaccine composition was: A2/Japan/170/62 150 CCA units, A2/Taiwan/1/64 150 CCA units, B/Massachusetts/3/66 300 CCA units. Placebo was saline for injection. Vaccine was recommended but did not match the circulating strain.
Outcomes	Clinical cases and side effects. Clinical case definition was based on the presence of a temperature > 100 °F or a feverish feeling plus any 2 of the following symptoms: sore throat, muscle or joint pain, cough, stuffy or runny nose. Passive surveillance was carried out.
Notes	Data concerning adverse effects were only partially reported by graph. Circulating strain was A2/Hong Kong/68. Efficacy data only were extracted. Government funded

**Risk of bias**

Bias	Authors' judgement	Support for judgement
Random sequence generation (selection bias)	Unclear risk	Unclear
Allocation concealment (selection bias)	Unclear risk	Unclear
Blinding (performance bias and detection bias) All outcomes	Unclear risk	Unclear
Incomplete outcome data (attrition bias) All outcomes	Unclear risk	Unclear
<i>Summary assessment</i>	Unclear risk	Unclear

**aa Waldman 1972a**

Methods	Randomised controlled trial, double-blind, conducted in the USA during the 1968 to 1969 influenza season. Follow-up lasted the whole epidemic period. The epidemic curve was traced by absenteeism in the local industries and schools and virus isolation and lasted 7 weeks. Identical-looking, coded vials were used to dispense material. Sampling virological and serological survey of ill people was performed. 2 doses were administered, but as the outbreak occurred mostly between them, only the effectiveness of the first dose was assessed.
Participants	244 volunteer students and staff members: 195 treated and 49 placebo. Age of participants was not indicated.
Interventions	Monovalent A aerosol vaccine. Schedule and dose were: 200 CCA units. Vaccine composition was: A2/Aichi/1/68. Placebo was saline for injection. Vaccine was recommended and matched circulating strain.
Outcomes	Clinical cases and adverse effects. Clinical cases were defined as febrile respiratory illness with oral temperature higher than 99.5 °F. Local adverse effects were defined as pain and/or tenderness and redness and/or swelling. Systemic adverse effects were defined as general (fever, muscle pain, nausea or vomiting, diarrhoea, and malaise) or respiratory (runny and/or stuffy nose, sore throat, cough, shortness of breath). Passive surveillance was carried out.
Notes	Illness during the first 1 or 2 weeks after vaccination was not excluded, but the authors stated that this fact did not affect the results. Circulating strain was A2/Aichi/2/68. Efficacy and safety data were extracted.  Government funded

**Risk of bias**

Bias	Authors' judgement	Support for judgement
Random sequence generation (selection bias)	Unclear risk	Unclear
Allocation concealment (selection bias)	Low risk	Adequate
Blinding (performance bias and detection bias) All outcomes	Unclear risk	Unclear
Incomplete outcome data (attrition bias) All outcomes	Unclear risk	Unclear
<i>Summary assessment</i>	Unclear risk	Unclear

**aa Waldman 1972b**

Methods	Randomised controlled trial, double-blind, conducted in the USA during the 1968 to 1969 influenza season. Follow-up lasted the whole epidemic period. The epidemic curve was traced by absenteeism in the local industries and schools and virus isolation and lasted 7 weeks. Identical-looking, coded vials were used to dispense material. Sampling virological and serological survey of ill people was performed. 2 doses were administered, but as the outbreak occurred mostly between them, only the effectiveness of the first dose was assessed.
Participants	239 volunteer students and staff members: 190 treated and 49 placebo. Age of participants was not indicated.

**aa Waldman 1972b** (Continued)

Interventions	Monovalent A subcutaneous vaccine. Schedule and dose were: 200 CCA units. Vaccine composition was: A2/Aichi/1/69. Placebo was saline for injection. Vaccine was recommended and matched circulating strain.
Outcomes	Clinical cases and adverse effects. Clinical cases were defined as febrile respiratory illness with oral temperature higher than 99.5 °F. Local adverse effects were defined as pain and/or tenderness and redness and/or swelling. Systemic adverse effects were defined as general (fever, muscle pain, nausea or vomiting, diarrhoea, and malaise) or respiratory (runny and/or stuffy nose, sore throat, cough, shortness of breath). Passive surveillance was carried out.
Notes	Illness during the first 1 or 2 weeks after vaccination was not excluded, but the authors stated that this fact did not affect the results. Circulating strain was A2/Aichi/2/68. Efficacy and safety data were extracted. Government funded.

**Risk of bias**

Bias	Authors' judgement	Support for judgement
Random sequence generation (selection bias)	Unclear risk	Unclear
Allocation concealment (selection bias)	Low risk	Adequate
Blinding (performance bias and detection bias) All outcomes	Unclear risk	Unclear
Incomplete outcome data (attrition bias) All outcomes	Unclear risk	Unclear
<i>Summary assessment</i>	Unclear risk	Unclear

**aa Waldman 1972c**

Methods	Randomised controlled trial, double-blind, conducted in the USA during the 1968 to 1969 influenza season. Follow-up lasted the whole epidemic period. The epidemic curve was traced by absenteeism in the local industries and schools and virus isolation and lasted 7 weeks. Identical-looking, coded vials were used to dispense material. Sampling virological and serological survey of ill people was performed. 2 doses were administered, but as the outbreak occurred mostly between them, only the effectiveness of the first dose was assessed.
Participants	243 volunteer students and staff members: 194 treated and 49 placebo. Age of participants was not indicated.
Interventions	Bivalent AB aerosol vaccine. Vaccine composition was: A2/Japan/170/62 150 CCA units, A2/Taiwan/1/64 150 CCA units, and B/Massachusetts/3/66 200 CCA units. Placebo was saline for injection. Vaccine was recommended but did not match the circulating strain.
Outcomes	Clinical cases and adverse effects. Clinical cases were defined as febrile respiratory illness with oral temperature higher than 99.5 °F. Local adverse effects were defined as pain and/or tenderness and redness and/or swelling. Systemic adverse effects were defined as general (fever, muscle pain, nausea or vomiting, diarrhoea, and malaise) or respiratory (runny and/or stuffy nose, sore throat, cough, shortness of breath). Passive surveillance was carried out.

**aa Waldman 1972c** (Continued)

Notes                                      Illness during the first 1 or 2 weeks after vaccination was not excluded, but the authors stated that this fact did not affect the results. Circulating strain was A2/Aichi/2/68. Efficacy and safety data were extracted. Government funded.

**Risk of bias**

Bias	Authors' judgement	Support for judgement
Random sequence generation (selection bias)	Unclear risk	Unclear
Allocation concealment (selection bias)	Low risk	Adequate
Blinding (performance bias and detection bias) All outcomes	Unclear risk	Unclear
Incomplete outcome data (attrition bias) All outcomes	Unclear risk	Unclear
<i>Summary assessment</i>	Unclear risk	Unclear

**aa Waldman 1972d**

Methods                                      Randomised controlled trial, double-blind, conducted in the USA during the 1968 to 1969 influenza season. Follow-up lasted the whole epidemic period. The epidemic curve was traced by absenteeism in the local industries and schools and virus isolation and lasted 7 weeks. Identical-looking, coded vials were used to dispense material. Sampling virological and serological survey of ill people was performed. 2 doses were administered, but as the outbreak occurred mostly between them, only the effectiveness of the first dose was assessed.

Participants                                      236 volunteer students and staff members: 187 treated and 49 placebo. Age of participants was not indicated.

Interventions                                      Bivalent AB subcutaneous vaccine. Vaccine composition was: A2/Japan/170/62 150 CCA units, A2/Taiwan/1/64 150 CCA units, and B/Massachusetts/3/66 200 CCA units. Placebo was saline for injection. Vaccine was recommended but did not match the circulating strain.

Outcomes                                      Clinical cases and adverse effects. Clinical cases were defined as febrile respiratory illness with oral temperature higher than 99.5 °F. Local adverse effects were defined as pain and/or tenderness and redness and/or swelling. Systemic adverse effects were defined as general (fever, muscle pain, nausea or vomiting, diarrhoea, and malaise) or respiratory (runny and/or stuffy nose, sore throat, cough, shortness of breath). Passive surveillance was carried out.

Notes    Illness during the first 1 or 2 weeks after vaccination was not excluded, but the authors stated that this fact did not affect the results. Circulating strain was A2/Aichi/2/68. Efficacy and safety data were extracted. Government funded.

**Risk of bias**

Bias	Authors' judgement	Support for judgement
------	--------------------	-----------------------

**aa Waldman 1972d** (Continued)

Random sequence generation (selection bias)	Unclear risk	Unclear
Allocation concealment (selection bias)	Low risk	Adequate
Blinding (performance bias and detection bias) All outcomes	Unclear risk	Unclear
Incomplete outcome data (attrition bias) All outcomes	Unclear risk	Unclear
<i>Summary assessment</i>	Unclear risk	Unclear

**aa Weingarten 1988**

Methods	Randomised controlled trial, double-blind, conducted in the USA during the 1985 to 1986 influenza season. Follow-up was not indicated. Epidemic influenza was defined according to population surveillance data (without better explanation), begun in December 1985 and concluded in February 1986. Participants were assigned using a random number generator to receive either the influenza vaccine or placebo. Virological surveillance was not performed.
Participants	179 healthy volunteer hospital employees: 91 treated and 88 placebo. Age of participants was 21 to 65.
Interventions	Split trivalent intramuscular vaccine. Schedule and dose were: single dose; 15 µg each strain. Vaccine composition was: A/Chile/1/83 (H1N1), A/Philippines/2/82 (H3N2), and B/USSR/100/83. Placebo was saline for injection. Vaccine was recommended but did not match the circulating strain.
Outcomes	Clinical cases symptoms defined, WDL regardless of cause, and adverse effects. Influenza illness was defined by the CDC case definition: a documented temperature greater than 100 °F and at least the symptoms of cough or sore throat.
Notes	Data regarding WDL and adverse effects were not complete and they were not considered. Most of the influenza infections were caused by type B. Efficacy data only were extracted.  Government funded.

**Risk of bias**

Bias	Authors' judgement	Support for judgement
Random sequence generation (selection bias)	Unclear risk	Unclear
Allocation concealment (selection bias)	Unclear risk	Unclear
Blinding (performance bias and detection bias) All outcomes	Unclear risk	Unclear
Incomplete outcome data (attrition bias)	Unclear risk	Unclear

**aa Weingarten 1988** (Continued)

All outcomes

Summary assessment	Unclear risk	Unclear
--------------------	--------------	---------

**aa Zhilova 1986a**

Methods	Semi-randomised, double-blind, placebo-controlled clinical trial conducted in Leningrad, USSR during the 1981 to 1982 influenza season. The study tested the reactogenicity, safety, and effectiveness of an inactivated and a live attenuated vaccine, both administered singly or in combination. Allocation was made on the basis of school classes, and it is unclear whether this is a cluster-randomised or clinical controlled trial. We have opted for the latter, as the text mentions random selection to maintain "equivalence". "Double blind" is mentioned in the text. During January to May 1982 there was a rise in the level of ILI due to influenza and other agents.	
Participants	3961 participants were enrolled. Participants were healthy "students" aged 18 to 23. Numbers in each of the 4 arms are uneven throughout the trial, with no reason provided.	
Interventions	Inactivated vaccine trivalent (Ministry of Health USSR) by subcutaneous injection 0.2 mL once (arm 1), or intranasal live "recombinant" "mono" vaccine 0.5 mL spray 2 to 3 times (Ministry of Health USSR) (arm 2), or combined (arm 3), or subcutaneous and intranasal spray sodium chloride saline placebo (arm 4). The strains contained were H1N1, H3N2, and B. Vaccine matching was not good.	
Outcomes	<p><b>Serological</b> Antibody titres - substudy on 1221 participants</p> <p><b>Effectiveness</b> Influenza-like illness (not defined and from the text it is unclear how many ILI cases were matched to positive laboratory findings)</p> <p><b>Safety</b> Safety data were not reported in sufficient detail to allow extraction.</p>	
Notes	<p>The authors conclude that simultaneous inoculation of the vaccines appeared to produce better humoral antibody responses, especially in the last season. However, the correlation between clinical protection and antibody rises is reported as dubious. The authors make the reasonable point that perhaps live attenuated vaccines work better because they stimulate production of secretory antibodies. This is a poorly reported study. No mention is made of how the placebo could have been correctly used in the schedule (i.e. they should have had 6 arms instead of 4 with subcutaneous placebo, spray placebo administered separately as well as combined; this may be a problem of translation). Efficacy data only were extracted.</p> <p>Government funded</p>	

**Risk of bias**

Bias	Authors' judgement	Support for judgement
Random sequence generation (selection bias)	Unclear risk	Unclear
Allocation concealment (selection bias)	Unclear risk	Unclear
Blinding (performance bias and detection bias) All outcomes	Unclear risk	Unclear

**aa Zhilova 1986a** (Continued)

Incomplete outcome data (attrition bias) All outcomes	Unclear risk	Unclear
<i>Summary assessment</i>	Unclear risk	Unclear

**aa Zhilova 1986b**

Methods	Semi-randomised, double-blind, placebo-controlled clinical trial conducted in Leningrad, USSR during the 1982 to 1983 influenza season. The study tested the reactogenicity, safety, and effectiveness of an inactivated and a live attenuated vaccine, both administered singly or in combination. Allocation was made based on school classes, and it is unclear whether this is a cluster-randomised or clinical controlled trial. We have opted for the latter, as the text mentions random selection to maintain "equivalence". "Double blind" is mentioned in the text. In the season there was an outbreak of A (H3N2) lasting 4 to 5 weeks. However, influenza accounted for only up to 30% of isolates from ill people.
Participants	3944 participants were enrolled. Participants were healthy "students" aged 18 to 23. Numbers in each of the 4 arms are uneven throughout the trial, with no reason provided.
Interventions	Inactivated vaccine trivalent (Ministry of Health USSR) by subcutaneous injection 0.2 mL once (arm 1), or intranasal live "recombinant" "mono" vaccine 0.5 mL spray 2 to 3 times (Ministry of Health USSR) (arm 2), or combined (arm 3), or subcutaneous and intranasal spray sodium chloride saline placebo (arm 4). The strains contained were H1N1, H3N2, and B. Vaccine matching was good.
Outcomes	<p><b>Serological</b> Antibody titres - substudy on 1221 participants</p> <p><b>Effectiveness</b> Influenza-like illness (not defined and from the text it is unclear how many ILI cases were matched to positive laboratory findings)</p> <p><b>Safety</b>  Safety data were not reported in sufficient detail to allow extraction. Passive surveillance was carried out.</p>
Notes	The authors conclude that simultaneous inoculation of the vaccines appeared to produce better humoral antibody responses, especially in the last season. However, the correlation between clinical protection and antibody rises is reported as dubious. The authors make the reasonable point that perhaps live attenuated vaccines work better because they stimulate production of secretory antibodies. This is a poorly reported study. No mention is made of how the placebo could have been correctly used in the schedule (i.e. they should have had 6 arms instead of 4 with subcutaneous placebo, spray placebo administered separately as well combined; this may be a problem of translation). Efficacy data only were extracted. Government funded

**Risk of bias**

Bias	Authors' judgement	Support for judgement
Random sequence generation (selection bias)	Unclear risk	Unclear
Allocation concealment (selection bias)	Unclear risk	Unclear
Blinding (performance bias and detection bias) All outcomes	Unclear risk	Unclear

**aa Zhilova 1986b** (Continued)

Incomplete outcome data (attrition bias) All outcomes	Unclear risk	Unclear
<i>Summary assessment</i>	Unclear risk	Unclear

**ab Atmar 1990**

Methods	Double-blind, placebo-controlled, randomised trial	
Participants	74 healthy volunteers aged 18 to 40 years (data on 17 asthmatics were not extracted)	
Interventions	Cold - recombinant vaccine A (H1N1) (n = 16) versus cold - recombinant vaccine A (H3N2) (n = 13) versus cold - recombinant vaccine B (n = 17) versus placebo (n = 26) Intranasal	
Outcomes	Pulmonary function tests (performed on days 0, 3 to 4, 7 after vaccination): <ul style="list-style-type: none"> <li>• FEV1</li> <li>• FVC</li> <li>• FEV1/FVC</li> <li>• Forced expiratory flow rate 25% to 75% (FEF 25 to 75)</li> </ul>	
Notes	The authors report several non-significant drops in FEV and FVC up to 7 days' postinoculation and a higher incidence of ILI (17/46 versus 4/26) in the vaccinated arms. Safety data only were extracted.  Government funded	

**Risk of bias**

Bias	Authors' judgement	Support for judgement
Random sequence generation (selection bias)	Unclear risk	Unclear
Allocation concealment (selection bias)	Unclear risk	Unclear
Blinding (performance bias and detection bias) All outcomes	Unclear risk	Unclear
Incomplete outcome data (attrition bias) All outcomes	Unclear risk	Unclear
<i>Summary assessment</i>	Unclear risk	Unclear

**ab Betts 1977a**

Methods	Randomised controlled trial carried out from April 1976 at Rochester University. Vaccine and placebo were randomly administered in a double-blind manner, but no description of allocation procedure is given. 36 days after immunisation all participants were challenged with wild type virus (A/Victoria/3/75,
---------	---



**ab Betts 1977a** (Continued)

H3N2), and antibody response was determined from serum and nasal secretions (before vaccination, 36 hours later, and 21 days after challenge, not for analysis).

Participants	47 healthy male and female university students with absent or low HI titre (i.e. little or no immunity) to both A/Scotland/74 and A/Victoria/3/75.
Interventions	Live attenuated A/Scotland/74 (H3N2) versus placebo, one 0.5 mL dose intranasally. On day 37 after immunisation, participants were challenged with A/Victoria/3/75.
Outcomes	A physician examined the participants 1 day and 4 days after they received vaccine or placebo. Temperature was observed only 1 day after. Observed symptoms were: mild sore throat and rhinorrhoea: vaccine 4/23, placebo 3/24; fever (temperature > 37.50 °C): none had it.
Notes	Safety data only were extracted.  Industry funded

**Risk of bias**

Bias	Authors' judgement	Support for judgement
Random sequence generation (selection bias)	Unclear risk	Unclear
Allocation concealment (selection bias)	Unclear risk	Not used
Blinding (performance bias and detection bias) All outcomes	Unclear risk	Unclear
Incomplete outcome data (attrition bias) All outcomes	Unclear risk	Unclear
<i>Summary assessment</i>	Unclear risk	Unclear

**ab Boyce 2000**

Methods	Open-label/single-blind randomised controlled trial to assess the safety and immunogenicity of adjuvanted and unadjuvanted subunit influenza vaccine, prepared with the strains recommended for and isolated in the 1997 to 1998 season.
Participants	74 healthy adults aged between 10 and 40 years, who did not receive influenza immunisation during the 6 months preceding the trial.
Interventions	<ol style="list-style-type: none"> <li>1. M-59 adjuvanted subunit trivalent flu vaccine (prepared with A/Bayern/795 H1N1, A/Wuhan/359/95 H3N2, B/Beijing/184/93-like strains, each 15 µg/0.5 mL dose)</li> <li>2. Unadjuvanted vaccine (prepared with the same strains at the same concentrations as the adjuvanted preparation)</li> <li>3. Placebo (consisting of 0.5 mL sterile saline)</li> </ol> <p>All preparations were intranasally administered in 2 doses 28 days apart. 24 participants received their first dose of adjuvanted (n = 12) or unadjuvanted (n = 12) subunit vaccine in an open-label manner. After it was determined that they tolerated the first dose, the randomised phase of the trial (n = 50) was</p>

**ab Boyce 2000** (Continued)

begun. In this phase, 18 participants received 2 doses of unadjuvanted vaccine, 19 adjuvanted, and 13 placebo.

Outcomes	After each immunisation, participants were observed for 30 minutes, examined after 2 days, and then completed a diary card reporting symptoms that occurred within 7 days after. Local reactions: nasal symptoms, unpleasant taste, bloody nasal discharge, sneezing. Systemic reactions: chills, pulmonary, nausea, malaise, myalgia or arthralgia, urticarial rash, headache, oral temperature $\geq 38$ °C, stay at home, use of analgesic or antipyretic. Data were not given separately for the randomised and open-label phase of the study.
Notes	It was not possible to consider the safety data separately for the 2 study phases. Safety data only were extracted.  Industry funded

**Risk of bias**

Bias	Authors' judgement	Support for judgement
Random sequence generation (selection bias)	Unclear risk	Unclear
Allocation concealment (selection bias)	Unclear risk	Unclear
Blinding (performance bias and detection bias) All outcomes	Unclear risk	Unclear
Incomplete outcome data (attrition bias) All outcomes	Unclear risk	Unclear
<i>Summary assessment</i>	Unclear risk	Unclear

**ab Caplan 1977**

Methods	Randomised controlled trial to assess the reactogenicity and safety of monovalent whole-virus and split-virus vaccines prepared with strain A/Victoria/3/75 from different US manufacturers.
Participants	208 healthy adult volunteers aged between 18 and 64 years, recruited from the University of Maryland, USA.
Interventions	Monovalent whole-virus vaccine (Merck Sharp & Dohme, Merrell-National Laboratories) or monovalent split-virus vaccine (Parke-Davis and Company; Wyeth Laboratories) administered in different antigen concentrations (200, 400, or 800 CCA units) versus placebo. All from A/Victoria75. 1 dose intramuscularly.
Outcomes	Temperature $\geq 100$ °F (37.8 °C), feverishness, pain or burning, tenderness, malaise or myalgia, nausea or vomiting, headache, other. 21-day follow-up. Safety outcomes are also given as cumulative % for each category: local, systemic, bothersome; febrile; or scores for systemic reactions.
Notes	Safety data only were extracted.  Government funded

**ab Caplan 1977** (Continued)

**Risk of bias**

Bias	Authors' judgement	Support for judgement
Random sequence generation (selection bias)	Unclear risk	Unclear
Allocation concealment (selection bias)	Unclear risk	Unclear
Blinding (performance bias and detection bias) All outcomes	Unclear risk	Unclear
Incomplete outcome data (attrition bias) All outcomes	Unclear risk	Unclear
<i>Summary assessment</i>	Unclear risk	Unclear

**ab El'shina 1996**

Methods	Randomised controlled trial
Participants	432 healthy participants aged between 18 and 22 years who had not received any influenza immunisation during the previous 2 to 3 years.
Interventions	Polymer-subunit influenza vaccine Grippol prepared with the strains A/Victoria/36/88, Wb - 26, B/Panama 45/90. 2 types containing 5 or 2.5 µg haemagglutinin of each strain, respectively were compared with whole-virion inactivated trivalent vaccine (reference preparation, containing 35 µg of haemagglutinin) and placebo (consisting of sterile physiological solution). One 0.5 mL dose was administered subcutaneously.
Outcomes	After immunisation, participants were placed under medical observation. Fever (48 hours follow-up): weak (37.1 to 37.5 °C), moderate (37.6 to 38.5 °C), severe (> 38.6 °C). Systemic reactions (3 to 4 days follow-up): feeling unwell, sore throat, hyperaemia of nasopharynx, head cold, cough, headache, blocked nose, dizziness, shivering, drowsiness, nausea, hoarseness. Local reaction: all (moderate weak); pain at site of injection.
Notes	Safety data only were extracted.  Government funded

**Risk of bias**

Bias	Authors' judgement	Support for judgement
Random sequence generation (selection bias)	Unclear risk	Unclear
Allocation concealment (selection bias)	Unclear risk	Unclear
Blinding (performance bias and detection bias)	Unclear risk	Unclear

**ab El'shina 1996** (Continued)

All outcomes

Incomplete outcome data (attrition bias) All outcomes	Unclear risk	Unclear
<i>Summary assessment</i>	Unclear risk	Unclear

**ab Evans 1976**

Methods	Randomised controlled trial
Participants	162 healthy participants aged 18 to 61 years
Interventions	Bivalent live attenuated vaccine WRL 105 (recombinant of A/Okuda/57 and A/Finland/4/74) containing 107.0 EID50 virus/0.5 mL dose versus placebo. Both preparations were administered intranasally 3 to 4 weeks apart.
Outcomes	Reactions to immunisation were observed for 7 days after each dose. Local symptoms (referable to the upper respiratory tract, mainly nasal obstruction, nasal discharge, or sore throat) reported as mild, moderate, or severe. General symptoms (mainly headache, fever, or myalgia). Local and general symptoms are further reported in different intensity classes (mild, moderate, severe, lasting for at least 4 days) reported as mild, moderate, or severe. Use of analgesics.
Notes	Safety data only were extracted.  Funding source - mixed

**Risk of bias**

Bias	Authors' judgement	Support for judgement
Random sequence generation (selection bias)	Unclear risk	Unclear
Allocation concealment (selection bias)	Unclear risk	Unclear
Blinding (performance bias and detection bias) All outcomes	Unclear risk	Unclear
Incomplete outcome data (attrition bias) All outcomes	Unclear risk	Unclear
<i>Summary assessment</i>	Unclear risk	Unclear

**ab Forsyth 1967**

Methods	From this report, only the first phase of the first trial is of interest to this review, in which administration of whole-virus, oil adjuvanted influenza vaccine Invirin (GSK) was compared with placebo in a semi-randomised allocation. The trial was performed November to December 1962.
---------	---

**ab Forsyth 1967** (Continued)

Participants	Medical students (n = 380) at the Queen's University of Belfast, UK
Interventions	Trivalent aqueous vaccine (Invirin) one 0.25 mL dose IM containing strains A/Singapore/1/57, A/England/1/61, B/England/939/59. Placebo (phosphate-buffered saline) was administered as control. Participants born on odd days were given placebo (n = 186); those born on even days received the vaccine (n = 194).
Outcomes	Local reactions: pain, erythema, tenderness, bruises. Stratified by means of scores ranging from 0 to 3 depending on their severity. Systemic reactions: coryza, migraine, paroxysmal tachycardia. All assessed at days 0, 1, 3, 7, 21 after inoculation. Data refer to a 3-day follow-up.
Notes	Safety data only were extracted.  Government funded

**Risk of bias**

Bias	Authors' judgement	Support for judgement
Random sequence generation (selection bias)	High risk	Alternate
Allocation concealment (selection bias)	High risk	Not used
Blinding (performance bias and detection bias) All outcomes	Unclear risk	Unclear
Incomplete outcome data (attrition bias) All outcomes	Unclear risk	Unclear
<i>Summary assessment</i>	High risk	Unclear

**ab Goodeve 1983**

Methods	Randomised controlled trial, double-blind
Participants	119 healthy young adults from the Medical and Science Faculties of Sheffield University, UK, aged 18 to 19 years without egg allergy
Interventions	Purified subunit monovalent B/Hong Kong/73 flu vaccine prepared in 4 antigen concentrations of 40, 20, 10, 5 µg of HA per each 0.5 mL dose versus saline placebo (0.5 mL dose) subcutaneously administered. Participants were divided into 5 groups of equal dimensions (no further description), each group received 1 of the tested coded preparations. Artificial challenge 1 month later with live attenuated RB77 virus.
Outcomes	Local and systemic reactions were assessed by means of questionnaires completed by participants 24 hours after immunisation. Local reactions (including redness, swelling, itching), local pain (including pain on pressure, pain on contact, continuous pain).
Notes	Safety data only were extracted.  Government funded

**ab Goodeve 1983** (Continued)

**Risk of bias**

Bias	Authors' judgement	Support for judgement
Random sequence generation (selection bias)	Unclear risk	Unclear
Allocation concealment (selection bias)	Unclear risk	Unclear
Blinding (performance bias and detection bias) All outcomes	Unclear risk	Unclear
Incomplete outcome data (attrition bias) All outcomes	Unclear risk	Unclear
<i>Summary assessment</i>	Unclear risk	Unclear

**ab Hrabar 1977**

Methods	Randomised controlled trial, double-blind, carried out during the season 1976 to 1977
Participants	167 students at the technical school in Zagreb, former Republic of Yugoslavia, without sensitivity to egg proteins, pregnancy, acute or chronic diseases
Interventions	Cold-adapted recombinant A/Victoria/3/75 vaccine administered in 3 different antigen concentrations (107.5, 106.5, 105.5 EID50/0.5 mL) versus placebo. One 0.5 mL dose intranasally.
Outcomes	Participants were medically examined on each of the successive 5 days after immunisation (lasting for at least 1 day). Throat infection, granular palate, oedematous uvula, fever (no cases) as cases and subject-days. For the following outcomes, authors give the total number of observed cases, without indication of the corresponding arm: malaise, swollen tonsils, fever (1), rhinorrhoea (1), conjunctivitis (7), laryngitis or hoarseness (3), cough (1), swollen tonsils (1), malaise (1). Surveillance was active.
Notes	Safety data only were extracted.  Government funded

**Risk of bias**

Bias	Authors' judgement	Support for judgement
Random sequence generation (selection bias)	Unclear risk	Unclear
Allocation concealment (selection bias)	Unclear risk	Unclear
Blinding (performance bias and detection bias) All outcomes	Unclear risk	Unclear
Incomplete outcome data (attrition bias)	Unclear risk	Unclear

**ab Hrabar 1977** (Continued)

All outcomes

<i>Summary assessment</i>	Unclear risk	Unclear
---------------------------	--------------	---------

**ab Keitel 1993a**

Methods	"The two trials (Keitel 1993a and Keitel 1993b) tested three live attenuated vaccines." This paper reports the results of 2 randomised controlled trials carried out in the USA	
Participants	Healthy volunteers recruited at Texas A&M University and Texas Medical Center, aged between 18 and 40 years	
Interventions	Two 0.5 mL doses of cold-adapted recombinant influenza vaccines, 1 month apart, containing 107.1 TCID50 of each strain/dose. 2 studies were conducted in which 4 groups were formed (2 interventions, 2 placebos): 1) placebo 1st and 2nd dose. 2) 1st: A/Kawasaki/9/86 (H1N1, CR 125) + A/Bethesda/1/85 (H3N2, CR90) + B/Ann Arbor/1/86 (B, CRB117)	
Outcomes	Mild upper respiratory symptoms. Fever $\geq 37.8$ °C within 1 week after each inoculation	
Notes	Safety data only were extracted Government funded	

**Risk of bias**

Bias	Authors' judgement	Support for judgement
Random sequence generation (selection bias)	Unclear risk	Unclear
Allocation concealment (selection bias)	Unclear risk	Unclear
Blinding (performance bias and detection bias) All outcomes	Unclear risk	Unclear
Incomplete outcome data (attrition bias) All outcomes	Unclear risk	Unclear
<i>Summary assessment</i>	Unclear risk	Unclear

**ab Keitel 1993b**

Methods	"The two trials (Keitel 1993a and Keitel 1993b) tested three live attenuated vaccines." This paper reports the results of 2 randomised controlled trials carried out in the USA	
Participants	Healthy volunteers recruited at Texas A&M University and Texas Medical Center, aged between 18 and 40 years	
Interventions	"Keitel 1993b tested the CR influenza A/Los Angeles/2/87 (H3N2) CR 149 with different lots of CR 125 and CRB 117 used. CR 125, CR 90, and CR 149 express the hemagglutinin and neuraminidase of wild-type A/Kawasaki (an A/Taiwan/1/86 [H1N1]-like virus), A/Bethesda (an A/Mississippi/1/86 [H3N2]-I and	

**ab Keitel 1993b** (Continued)

A/Los Angeles (an A/Sichuan/2/87 [H3N2]-like virus), respectively, and the internal proteins of cold-adapted influenza A/Ann Arbor/6/60 (H2N2). CRB 117 expresses the hemagglutinin and neuraminidase of wild-type influenza B/Ann Arbor/1/86 and the internal proteins of cold-adapted influenza B/Ann Arbor/1/66. Placebo was allantoïd fluid”

Outcomes	Mild upper respiratory symptoms. Fever $\geq 37.8$ °C within 1 week after each inoculation
Notes	See Keitel 1993a. Safety data only were extracted

**Risk of bias**

Bias	Authors' judgement	Support for judgement
Random sequence generation (selection bias)	Unclear risk	Unclear
Allocation concealment (selection bias)	Unclear risk	Unclear
Blinding (performance bias and detection bias) All outcomes	Unclear risk	Unclear
Incomplete outcome data (attrition bias) All outcomes	Unclear risk	Unclear
Summary assessment	Unclear risk	Unclear

**ab Langley 2005**

Methods	Randomised controlled trial
Participants	Healthy adults aged 18 to 50 years
Interventions	Inactivated A/New Caledonia/20/99 (H1N1) + A/Panama/2007/99 (H3N2) + B/Guangdong/120/2000 non-covalent associated with outer membrane protein of <i>Neisseria meningitidis</i> . Single nasal dose containing 15, 30, 45 µg versus placebo (phosphate-buffered saline) intranasally administered.
Outcomes	Local: within 7 days, graphic: rhinorrhoea, congestion, itch/burn, nosebleed, red/puffy eyes, sneezing, sore throat. Systemic: within 7 days: cough, shortness of breath, headache, muscle/joint aches, poor appetite, fatigue within 48 hours, nasal mucosa inflammation, nasal discharge, pharyngeal inflammation, sinusitis, enlarged cervical/postauricular nodes.
Notes	Safety data only were extracted.  Government and industry funded

**Risk of bias**

Bias	Authors' judgement	Support for judgement
Random sequence generation (selection bias)	Unclear risk	Unclear



**ab Langley 2005** (Continued)

Allocation concealment (selection bias)	High risk	Inadequate
Blinding (performance bias and detection bias) All outcomes	Unclear risk	Unclear
Incomplete outcome data (attrition bias) All outcomes	Unclear risk	Unclear
<i>Summary assessment</i>	High risk	High risk

**ab Lauteria 1974**

Methods	Controlled trial. Randomisation procedure was neither described nor mentioned. Participants were paired according to age and sex, 1 participant in each pair received vaccine, the other placebo. Double-blind
Participants	37 volunteers aged 18 to 24 years, with titre of serum neutralising antibodies to A/Hong Kong/8/68 $\geq$ 1:16
Interventions	Live attenuated A/England/8/68 grown in presence of heated equine serum. Two 0.5 mL doses containing 104 TCID <sub>50</sub> of this strain or placebo (0.85% sodium chloride) were administered intranasally 2 to 3 weeks apart
Outcomes	Participants observed for 4 days, beginning 24 hours after immunisation. Fever, myalgia, rhinitis, cough, pharyngitis
Notes	Safety data only were extracted.  Government and industry funded

**Risk of bias**

Bias	Authors' judgement	Support for judgement
Random sequence generation (selection bias)	Unclear risk	Unclear
Allocation concealment (selection bias)	Unclear risk	Unclear
Blinding (performance bias and detection bias) All outcomes	Unclear risk	Unclear
Incomplete outcome data (attrition bias) All outcomes	Unclear risk	Unclear
<i>Summary assessment</i>	Unclear risk	Unclear

**ab Miller 1977**

Methods	Randomised controlled trial
Participants	43 seronegative healthy adults aged between 22 and 50 years
Interventions	Live attenuated serum inhibitor resistant flu B vaccine R75 (a recombinant of B/Hong Kong/5/72 with B/Russia/69) containing 107.2 EID50 of R75/0.5 mL dose versus placebo (sucrose 5%). Intranasal, 2 doses, 2 weeks apart
Outcomes	Participants were interviewed during the 5 days following each immunisation. Local reaction (defined as immediate complains and comprising bad taste or burning, lasting for a few moments). Systemic reaction (consisting essentially of headache and rhinorrhoea)
Notes	Safety data only were extracted.  Government funded

**Risk of bias**

Bias	Authors' judgement	Support for judgement
Random sequence generation (selection bias)	Unclear risk	Unclear
Allocation concealment (selection bias)	Unclear risk	Unclear
Blinding (performance bias and detection bias) All outcomes	Unclear risk	Unclear
Incomplete outcome data (attrition bias) All outcomes	Unclear risk	Unclear
<i>Summary assessment</i>	Unclear risk	Unclear

**ab Pyrhönen 1981**

Methods	Randomised controlled trial conducted in the 1976 to 1977 season in Finland
Participants	307 healthy adults
Interventions	1 of the following 4 preparations was administered to 1 of the 4 study arms. "Volunteers were inoculated with bivalent subunit influenza vaccine containing  1200 IU of strain A/Victoria/3/75 (H3N2) antigen and 800 IU of B/Hongkong/8/73 antigen in 0.5 ml of phosphate or phosphate-buffered saline solution as placebo"
Outcomes	Harms assessed by questionnaires filled out by each participant within 3 days after immunisation. Fever: vaccine 11/151, placebo 9/154; muscle ache: vaccine 26/151, placebo 12/154; redness: vaccine 53/151, placebo 3/154; tenderness at vaccination site: vaccine 89/151, placebo 12/154; tenderness of axillary glands: vaccine 6/151, placebo 2/154
Notes	Safety data only were extracted  Government funded

**ab Pyrhönen 1981** (Continued)

**Risk of bias**

Bias	Authors' judgement	Support for judgement
Random sequence generation (selection bias)	Unclear risk	Unclear
Allocation concealment (selection bias)	Unclear risk	Unclear
Blinding (performance bias and detection bias) All outcomes	Unclear risk	Unclear
Incomplete outcome data (attrition bias) All outcomes	Unclear risk	Unclear
<i>Summary assessment</i>	Unclear risk	Unclear

**ab Reeve 1982**

Methods	Randomised controlled trial carried out in Wien
Participants	20 university students aged 20 to 24 years
Interventions	1st phase: cold-recombinant, live flu vaccine II RB-77 (B/Ann Arbor/1/66 and B/Tecumseh/10/77) containing 107.2 EID <sub>50</sub> per 0.5 mL dose versus placebo. 1 dose intranasally. During this phase, participants lived under sequestered condition, and close contact between vaccine and placebo recipients was possible. 2nd phase: 3 weeks after the 1st dose all participants were immunised with 1 dose of the same vaccine
Outcomes	During the 5 days following immunisation, participants were medically observed and temperature recorded morning and evening. Occurring symptoms were attributed scores (0 to 3) depending on their severity (no, light, moderate, severe). Fever (oral temperature > 38 °C): 0/10, 0/10; sneezing: 1/10, 0/10; stuffy nose: 7/10, 1/10; running nose: 3/10, 0/10; afebrile subjective symptoms: 8/10, 2/10
Notes	Safety data only were extracted  Industry funded

**Risk of bias**

Bias	Authors' judgement	Support for judgement
Random sequence generation (selection bias)	Unclear risk	Unclear
Allocation concealment (selection bias)	Unclear risk	Unclear
Blinding (performance bias and detection bias) All outcomes	Unclear risk	Unclear

**ab Reeve 1982** (Continued)

Incomplete outcome data (attrition bias) All outcomes	Unclear risk	Unclear
<i>Summary assessment</i>	Unclear risk	Unclear

**ab Rocchi 1979a**

Methods	Cluster-randomised controlled trial carried out during the 1976 to 1977 season
Participants	496 healthy military recruits (aged 18 to 20 years) belonging to 4 different companies from "Scuola Allievi Sottoufficiali" in Viterbo, Italy
Interventions	1 of the following 4 preparations were administered to 1 of the 4 study arms: 1. live attenuated A/Victoria/3/75; two 2 mL doses (2 104.5 EID <sub>50</sub> /dose) oral. 2. Live attenuated recombinant A/Puerto Rico/8/34, A/Victoria/3/75; two 0.5 mL doses intranasally (107 EID <sub>50</sub> /dose). 3. Inactivated A/Victoria/3/75 (600 IU), B/Hong Kong/5/72 (300 IU) and AlPO <sub>4</sub> , intramuscular placebo (vaccine diluent) administered intranasally. The 2 doses were administered 2 to 3 weeks apart.
Outcomes	Within 15 days after administration of the 1st dose. Malaise, myalgia, headache, sore throat, cough, fever $\geq 38.5^{\circ}\text{C}$ , fever $\geq 37.5^{\circ}\text{C}$ , 3 or more symptoms, any symptoms. Surveillance was passive.
Notes	Units of randomisation appear to be companies. No description of manner of allocation is mentioned. Blind (only for the cases of intranasal administration). Influenza outbreak occurred when the immunisation began (intraepidemic study). Safety data only were extracted.  Government funded

**Risk of bias**

Bias	Authors' judgement	Support for judgement
Random sequence generation (selection bias)	Unclear risk	Unclear
Allocation concealment (selection bias)	Unclear risk	Unclear
Blinding (performance bias and detection bias) All outcomes	Unclear risk	Unclear
Incomplete outcome data (attrition bias) All outcomes	Unclear risk	Unclear
<i>Summary assessment</i>	Unclear risk	Unclear

**ab Rocchi 1979b**

Methods	See ab Rocchi 1979a
---------	---------------------

**ab Rocchi 1979b** (Continued)

Participants

Interventions

Outcomes

Notes

**Risk of bias**

Bias	Authors' judgement	Support for judgement
Random sequence generation (selection bias)	Unclear risk	Unclear
Allocation concealment (selection bias)	Unclear risk	Not used
Blinding (performance bias and detection bias) All outcomes	Unclear risk	Unclear
Incomplete outcome data (attrition bias) All outcomes	Unclear risk	Unclear
<i>Summary assessment</i>	Unclear risk	Unclear

**ab Saxen 1999**

Methods	Randomised controlled trial, double-blind, conducted in Finland during the 1996 to 1997 influenza season. Randomisation methods were not described.
Participants	216 healthcare workers: 211 treated and 427 placebo
Interventions	Trivalent inactivated intramuscular vaccine. Schedule and dose were: single dose; 15 µg each strain. Vaccine composition was: A/Wahan/359/95, A/Singapore/6/86, and B/Beijing/184/93. Placebo was saline for injection. Vaccine was recommended.
Outcomes	Working days lost due to respiratory infections, episodes of respiratory infections, days ill, and antimicrobial prescriptions. Respiratory infection was a common cold; febrile ILIs were not detected. Local adverse effects were defined as local pain. Systemic adverse effects were defined as fever and fatigue.
Notes	Efficacy data were not extracted because episodes of respiratory infections were unclearly defined. Safety data only were extracted.  Government funded

**Risk of bias**

Bias	Authors' judgement	Support for judgement
Random sequence generation (selection bias)	Unclear risk	Unclear

**ab Saxen 1999** (Continued)

Allocation concealment (selection bias)	Unclear risk	Unclear
Blinding (performance bias and detection bias) All outcomes	Unclear risk	Unclear
Incomplete outcome data (attrition bias) All outcomes	Unclear risk	Unclear
<i>Summary assessment</i>	Unclear risk	Unclear

**ab Scheifele 2003**

Methods	Randomised, double-blind, placebo-controlled, cross-over trial assessing the association between exposure to the vaccine and onset of ORS in healthy adults with no previous history of ORS. The trial took place in 5 centres in Canada in September 2001 and was 1 of the conditions of registration of the vaccine, given the high incidence of ORS in the previous season. Centralised randomisation and allocation of centrally prepared, coded, opaque syringes took place. Cross-over to either vaccine or placebo took place 5 to 7 days after the initial injection.
Participants	The study included 651 adults with a mean age of 45. 17 participants are unaccounted for.
Interventions	Fluviral (Shire) split trivalent containing A/New Caledonia/20/99 (H1N1), A/Panama/2007/99 (H3N2), B/Victoria/504/2000 with additional splitting with Triton X-100 splitting agent or saline placebo 0.5 mL. Additional splitting was necessary to test the hypothesis that large clumps of virions were responsible for the ORS seen the previous season.
Outcomes	ORS (bilateral conjunctivitis; facial swelling - lip, lid, or mouth; difficulty in breathing and chest discomfort, including cough, wheeze, dysphagia, or sore throat). Local signs/symptoms (redness, swelling, pain). Follow-up was by phone interview at 24 hours and 6 days after vaccination.
Notes	The authors conclude that (mild) ORS is significantly associated with split TIV immunisation (attributable risk 2.9%, 0.6 to 5.2). Other adverse effects associated with TIV are hoarseness (1.3%, 0.3 to 1.3) and coughing (1.2%, 0.2 to 1.6). The study is good quality, and the authors' conclusions are robust. It is extraordinary that no one has looked for these symptoms before, but it may be that the relatively young age of participants and the hypothesis contributed to this. Safety-only study.  Government funded

**Risk of bias**

Bias	Authors' judgement	Support for judgement
Random sequence generation (selection bias)	Low risk	Block randomisation
Allocation concealment (selection bias)	Low risk	Adequate
Blinding (performance bias and detection bias) All outcomes	Low risk	Adequate

**ab Scheifele 2003** (Continued)

Incomplete outcome data (attrition bias) All outcomes	Low risk	Adequate
<i>Summary assessment</i>	Low risk	Adequate

**ab Spencer 1977**

Methods	Controlled trial, single-blind
Participants	21 pairs of students and employers at the University of California, aged between 24 and 50 years who lived together or worked in close proximity
Interventions	Recombinant, live attenuated R 75 vaccine (B/Hong Kong/5/72 and B/Russia/69) containing 107.5 EID/dose versus placebo (allantoic fluid). Lyophilised vaccine was supplied by Smith, Kline & French Laboratories and diluted with 2.5 mL of a 5% sucrose solution just before administration. Both preparations were administered intranasally (5 drops/nostril). In each pair 1 individual received vaccine and the other placebo. A second dose was administered 14 days apart.
Outcomes	Any clinical symptoms within 7 days after each immunisation (rhinitis, cough, pharyngitis, headache, malaise, and myalgia were the prominently observed symptoms, but given as aggregates).
Notes	Reported safety data do not allow quantitative analysis.  Industry funded

**Risk of bias**

Bias	Authors' judgement	Support for judgement
Random sequence generation (selection bias)	Unclear risk	Unclear
Allocation concealment (selection bias)	Unclear risk	Unclear
Blinding (performance bias and detection bias) All outcomes	Unclear risk	Unclear
Incomplete outcome data (attrition bias) All outcomes	Unclear risk	Unclear
<i>Summary assessment</i>	Unclear risk	Unclear

**bb Dauvilliers 2013**

Methods	Case-control study investigating the association between exposure to monovalent, 2009-10 pandemic H1N1 vaccines and onset of narcolepsy
Participants	Cases (n = 59): were identified from 14 French expert orphan disease narcolepsy centres among participants referred to 1 of the participating sleep centres to confirm the diagnosis by polysomnography as well as the Multiple Sleep Latency Test between 1 October 2009 and 30 April 2011 (according to the

**bb Dauvilliers 2013** (Continued)

International Classification of Sleep Disorders definition, ICSD 2005). Participating centres identified retrospectively from lists of medical records completed by reference centres for orphan diseases as required by the French government and from hospital statistic databases all their patients with narcolepsy-cataplexy potentially matching the eligibility criteria. All potentially eligible cases were asked to participate, and their clinical history was revised to confirm the diagnosis of narcolepsy-cataplexy following the criteria of the Brighton Collaboration, levels 1 to 3.

Controls (n = 135): were selected among patients from the hospitals to which the participating sleep centres belonged and among healthy volunteers from a national database (Narcobank). Up to 4 controls were matched to each case for sex, age, geographic location.

Only 25 cases and 73 controls were at least 18 years old.

Interventions	<p>Exposure to Pandemix (AS03 adjuvanted) or Panenza (not adjuvanted) monovalent p H1N1 influenza vaccines. Vaccination was ascertained by means of a phone interview, during which other data were also recorded (body mass index, smoking, medical history, history of viral or bacterial infections), and confirmed by vaccination certificates. Date of first disease symptoms was reported.</p> <p>A sensitivity analysis was carried out considering as index date:</p> <ol style="list-style-type: none"> <li>1. the date of narcolepsy-cataplexy diagnosis;</li> <li>2. the date of Multiple Sleep Latency Test; or</li> <li>3. the date the first symptoms appeared.</li> </ol> <p>Participants were considered vaccinated if they received vaccination before this latter date (whatever analysis authors performed). Data analysis was performed excluding and including cases for whom symptom onset did occur concomitantly or shortly before vaccination, so that it was not possible to state whether vaccination had effectively been administered before the onset of first symptoms, from analyses 1 and 2. (They remained always included in analysis 3).</p> <p>Effect estimates were moreover performed considering as exposed those participants who received AS03-adjuvanted pandemic vaccine only.</p>
Outcomes	Narcolepsy-cataplexy (Brighton Collaboration levels 1 to 3)
Notes	<p>Mixed (?)</p> <p>This was not an industry-supported study. This study was funded by grants from the Agence Nationale de Sécurité du Médicament et des Produits de Santé, the European Centre for Disease Prevention and Control, and the PHRC AOM07-138 grant from the French Health Ministry. The funders had no role in study design, data collection and analysis, decision to publish, or preparation of the manuscript. Y Dauvilliers has received funds for speaking and board engagements with UCB, Cephalon, Jazz, Novartis, and Bioprojet. P Franco has received funds for speaking and board engagements with UCB. MP d Ortho has received funds for speaking from Cephalon and board engagements with Bioprojet. C Monaca Charley has received funds for speaking or board engagements, or both with UCB, Novartis, and Cephalon. M Lecendreux has received funds for speaking and board engagements with UCB and Bioprojet.</p>

**Risk of bias**

Bias	Authors' judgement	Support for judgement
CC - case selection All outcomes	Unclear risk	Record linkage. Medical record reviewed, and participants fulfilling levels 1 to 3 of Brighton Collaboration definition included as cases. Recruited through 14 centres across France. It is possible that healthcare professionals were over-represented.
CC - control selection All outcomes	Unclear risk	Hospital controls
CC - comparability	Unclear risk	Cases and controls were matched only for age, sex, and geographical area.



**bb Dauvilliers 2013** (Continued)

All outcomes

CC - exposure All outcomes	Low risk	Vaccination records
<i>Summary assessment</i>	Unclear risk	Unclear risk of bias

**bb DeStefano 2003**

Methods	Case-control study
Participants	Data from Vaccine Safety Datalink (large database of cases of disease following vaccination) in the USA
Interventions	Immunisation with influenza and other vaccines assessed by means of medical records.
Outcomes	Cases: physician diagnosis of multiple sclerosis or optic neuritis in medical record Controls: up to 3 controls per case were selected from automated HMO member files, at least 1 year of HMO enrolment, matched on age (within 1 year) and gender
Notes	Rare events (safety)  Government funded

**Risk of bias**

Bias	Authors' judgement	Support for judgement
CC - case selection All outcomes	Low risk	From HMO registry
CC - control selection All outcomes	Low risk	From HMO registry
CC - comparability All outcomes	Unclear risk	Poor matching
CC - exposure All outcomes	Unclear risk	From registry and telephone interview
<i>Summary assessment</i>	Unclear risk	Unclear

**bb Dieleman 2011a**

Methods	Case-control study
Participants	Cases (n = 145): Guillain-Barré syndrome cases (defined according to the Brighton Collaboration definition) diagnosed in France between 2007 and 2010. Controls (n = 1080): the dates for control recruitment were matched (by calendar month) to the index date of the associated case. Additional matching criteria included gender, age (65 years for cases aged 18 years or more and 61 years for cases younger than 18 years) and place of residence (southern or northern France).
Interventions	Exposure to influenza vaccine. Data about pandemic vaccine analysed separately.

**bb Dieleman 2011a** (Continued)

Exposure to virus and occurrence of ILI also tested as risk factor.

Outcomes	Association between Guillain-Barré syndrome and influenza vaccine exposure	
Notes	The study has been financially supported by LA-SER, GSK Biologicals, and Sanofi Pasteur.	
<b>Risk of bias</b>		
<b>Bias</b>	<b>Authors' judgement</b>	<b>Support for judgement</b>
CC - case selection All outcomes	Unclear risk	From different countries
CC - control selection All outcomes	Unclear risk	Not same population, insufficient description
CC - comparability All outcomes	Unclear risk	Matching
CC - exposure All outcomes	Unclear risk	Interview
<i>Summary assessment</i>	High risk	High risk of bias

**bb Dieleman 2011b**

Methods	Case-control study	
Participants	<p>Cases (n = 145): Guillain-Barré syndrome cases (defined according to the Brighton Collaboration definition) diagnosed in France between 2007 and 2010.</p> <p>Controls (n = 1080): the dates for control recruitment were matched (by calendar month) to the index date of the associated case. Additional matching criteria included gender, age (65 years for cases aged 18 years or more and 61 years for cases younger than 18 years), and place of residence (southern or northern France).</p>	
Interventions	<p>Exposure to influenza vaccine. Data about pandemic vaccine analysed separately.</p> <p>Exposure to virus and occurrence of ILI also tested as risk factor.</p>	
Outcomes	Association between Guillain-Barré syndrome and influenza vaccine exposure	
Notes	The study has been financially supported by LA-SER, GSK Biologicals, and Sanofi Pasteur.	
<b>Risk of bias</b>		
<b>Bias</b>	<b>Authors' judgement</b>	<b>Support for judgement</b>
CC - case selection All outcomes	Low risk	Low
CC - control selection All outcomes	Unclear risk	Not same population
CC - comparability All outcomes	Unclear risk	Matching
CC - exposure	Unclear risk	Interview

**bb Dieleman 2011b** (Continued)

All outcomes

<i>Summary assessment</i>	Unclear risk	Unclear
---------------------------	--------------	---------

**bb Dieleman 2011c**

Methods	Case-control study
Participants	Cases (n = 145): Guillain-Barré syndrome cases (defined according to the Brighton Collaboration definition) diagnosed in France between 2007 and 2010. Controls (n = 1080): the dates for control recruitment were matched (by calendar month) to the index date of the associated case. Additional matching criteria included gender, age (65 years for cases aged 18 years or more and 61 years for cases younger than 18 years), and place of residence (southern or northern France).
Interventions	Exposure to influenza vaccine. Data about pandemic vaccine analysed separately. Exposure to virus and occurrence of ILI also tested as risk factor.
Outcomes	Association between Guillain-Barré syndrome and influenza vaccine exposure
Notes	The study has been financially supported by LA-SER, GSK Biologicals, and Sanofi Pasteur.

**Risk of bias**

Bias	Authors' judgement	Support for judgement
CC - case selection All outcomes	Low risk	Low
CC - control selection All outcomes	Unclear risk	Not same population
CC - comparability All outcomes	Unclear risk	Matching
CC - exposure All outcomes	Unclear risk	Interview
<i>Summary assessment</i>	Unclear risk	Unclear

**bb Dieleman 2011d**

Methods	Case-control study
Participants	Cases (n = 145): Guillain-Barré syndrome cases (defined according to the Brighton Collaboration definition) diagnosed in France between 2007 and 2010. Controls (n = 1080): the dates for control recruitment were matched (by calendar month) to the index date of the associated case. Additional matching criteria included gender, age (65 years for cases aged 18 years or more and 61 years for cases younger than 18 years), and place of residence (southern or northern France).
Interventions	Exposure to influenza vaccine. Data about pandemic vaccine analysed separately. Exposure to virus and occurrence of ILI also tested as risk factor.

**bb Dieleman 2011d** (Continued)

Outcomes	Association between Guillain-Barré syndrome and influenza vaccine exposure
Notes	The study has been financially supported by LA-SER, GSK Biologicals, and Sanofi Pasteur.

**Risk of bias**

Bias	Authors' judgement	Support for judgement
CC - case selection All outcomes	Low risk	Low
CC - control selection All outcomes	Unclear risk	Not same population
CC - comparability All outcomes	Unclear risk	Matching
CC - exposure All outcomes	Unclear risk	Interview
<i>Summary assessment</i>	Unclear risk	Unclear

**bb Dieleman 2011e**

Methods	Case-control study
Participants	Cases (n = 145): Guillain-Barré syndrome cases (defined according to the Brighton Collaboration definition) diagnosed in France between 2007 and 2010. Controls (n = 1080): the dates for control recruitment were matched (by calendar month) to the index date of the associated case. Additional matching criteria included gender, age (65 years for cases aged 18 years or more and 61 years for cases younger than 18 years), and place of residence (southern or northern France).
Interventions	Exposure to influenza vaccine. Data about pandemic vaccine analysed separately. Exposure to virus and occurrence of ILI also tested as risk factor.
Outcomes	Association between Guillain-Barré syndrome and influenza vaccine exposure
Notes	The study has been financially supported by LA-SER, GSK Biologicals, and Sanofi Pasteur.

**Risk of bias**

Bias	Authors' judgement	Support for judgement
CC - case selection All outcomes	Low risk	Low
CC - control selection All outcomes	Unclear risk	Not same population
CC - comparability All outcomes	Unclear risk	Matching
CC - exposure All outcomes	Unclear risk	Interview

**bb Dieleman 2011e** (Continued)

Summary assessment	Unclear risk	Unclear
--------------------	--------------	---------

**bb Galeotti 2013**

Methods	Case-control study testing the association between influenza vaccination and Guillain-Barré syndrome
Participants	<p>Cases (n = 140): adults with Guillain-Barré syndrome defined according to the Brighton Collaboration definition (levels 1 to 3) recruited at 121 neurological centres in 7 Italian regions and having symptoms onset between 1 October 2010 and 15 May 2011.</p> <p>Controls (n = 308): were selected from among patients admitted to the emergency department of the same hospital as the cases for acute conditions unrelated to chronic diseases (e.g. trauma). Each control was individually matched to a case for admission date (i.e. the same date as the case or up to 30 days afterwards), sex, age (<math>\pm 5</math> years), and region of residence.</p>
Interventions	Exposure to influenza vaccination (date and brand of vaccine) was verified by contacting patients' general practitioners by telephone. A neurologist (FG) closely verified and queried data quality.
Outcomes	Guillain-Barré syndrome
Notes	<p>The authors also performed data analysis with a controlled case series design, considering the 6 weeks following exposure as the risk time.</p> <p>Government funded</p>

**Risk of bias**

Bias	Authors' judgement	Support for judgement
CC - case selection All outcomes	Low risk	Consecutive series of cases
CC - control selection All outcomes	Low risk	Hospital control
CC - comparability All outcomes	Unclear risk	Matched analysis only for sex, age, region, admission date
CC - exposure All outcomes	Unclear risk	Unclear if interviewers were blinded to case-control status
Summary assessment	Unclear risk	Unclear risk of bias

**bb Garbe 2012**

Methods	Case-control surveillance study
Participants	<p>Cases (n = 169): patients 18 years of age or older with a diagnosis of certain or probable immune thrombocytopenia. Of the included 169 cases, 130 were outpatients and 39 were inpatients.</p> <p>Controls (n = 770): 731 outpatients and 39 inpatients selected from the same hospitals as the cases. The index date for outpatient controls was defined as the date of hospitalisation or the date of initiation of the control disease episode if this preceded hospitalisation. The index date for inpatient controls was the date of the interview.</p>

**bb Garbe 2012** (Continued)

Interventions	Exposure to influenza vaccination during the 28 days preceding the index date. Exposure to other vaccines and drugs was also considered.	
Outcomes	Immune thrombocytopenia	
Notes	Government funded	
<b>Risk of bias</b>		
<b>Bias</b>	<b>Authors' judgement</b>	<b>Support for judgement</b>
CC - case selection All outcomes	Low risk	Hospital population
CC - control selection All outcomes	Low risk	Hospital control
CC - comparability All outcomes	Unclear risk	No matching
CC - exposure All outcomes	Unclear risk	Unclear
<i>Summary assessment</i>	Unclear risk	Unclear

**bb Grimaldi-Bensouda 2011**

Methods	Multicentre, case-control study	
Participants	Cases (n = 104): Guillain-Barré syndrome cases (Brighton Collaboration definition, levels 1 to 3). Controls (n = 1198): each case was matched to up to 25 controls on age (plus or minus 1 year), sex, index date, and country. Matched controls recruited in the Netherlands, Sweden, the UK, France, and Denmark.	
Interventions	Exposure to monovalent pandemic H1N1 2009 to 2010 influenza vaccine during the 6 months preceding the index date. Vaccination data were obtained from vaccine registries (Denmark and France), from general practitioner records (UK and Netherlands), and from structured interviews (Sweden).	
Outcomes	Guillain-Barré syndrome	
Notes	This study was funded by the European Centre for Disease Prevention and Control.	
<b>Risk of bias</b>		
<b>Bias</b>	<b>Authors' judgement</b>	<b>Support for judgement</b>
CC - case selection All outcomes	Low risk	Neurological clinic registry
CC - control selection All outcomes	Unclear risk	From the same population using only general practitioner registry
CC - comparability All outcomes	Unclear risk	Poor matching

**bb Grimaldi-Bensouda 2011** *(Continued)*

CC - exposure All outcomes	Unclear risk	Interview and record linkage
<i>Summary assessment</i>	Unclear risk	Unclear

**bb Grimaldi-Bensouda 2012**

Methods	Case-control study
Participants	<p>Cases (n = 198) were people with a diagnosis of immune thrombocytopenia (American Society of Hematology diagnostic criteria) identified with the collaboration of 22 university and major regional hospitals in France participating in the Pharmacoepidemiological General Research on ITP (PGRx-ITP) registry project.</p> <p>Controls (n = 878) matched on age (2 years), sex, region of residence (northern or southern France), index date (date of first symptoms for the cases and date of consultation for the referents 2 months) from a random sample.</p>
Interventions	Exposure to influenza vaccine. Assessed by structured interview and confirmed by vaccination records.
Outcomes	Immune thrombocytopenia
Notes	Government funded

**Risk of bias**

Bias	Authors' judgement	Support for judgement
CC - case selection All outcomes	Low risk	Multicentre registry consecutive series of cases
CC - control selection All outcomes	Unclear risk	Same population using registry from a sample of GPs
CC - comparability All outcomes	Unclear risk	Matching 1:5
CC - exposure All outcomes	Unclear risk	Structured interview - confirmation by GPs
<i>Summary assessment</i>	Unclear risk	Unclear

**bb Hernan 2004**

Methods	Case-control study based on the General Practice Research Database (GPRD)
Participants	<p>Cases (n = 163): patients with confirmed diagnosis of multiple sclerosis between 1 January 1993 and 31 December 2000.</p> <p>Controls (n = 1604): subjects from the GPRD matched to the cases for age, sex, practice, date of joining the practice.</p>
Interventions	Exposure to vaccinations (also influenza) as shown from medical records

**bb Hernan 2004** (Continued)

Outcomes	Association between exposure to influenza vaccine and onset of multiple sclerosis	
Notes	Government funded	
<b>Risk of bias</b>		
<b>Bias</b>	<b>Authors' judgement</b>	<b>Support for judgement</b>
CC - case selection All outcomes	Low risk	Nested case-control from GPRD registry
CC - control selection All outcomes	Low risk	GPRD registry
CC - comparability All outcomes	Low risk	Matched
CC - exposure All outcomes	Low risk	Registry
<i>Summary assessment</i>	Low risk	Low

**bb MacIntyre 2013**

Methods	Case-control study investigating the protective effect of influenza vaccination against acute myocardial infarction
Participants	<p>Cases (n = 275): patients aged <math>\geq 40</math> years of age admitted with an acute myocardial infarction, evolving or recent myocardial infarction to the cardiology unit during the influenza season. Eligible respondents were those able to provide samples within 72 hours of the acute myocardial infarction event, residing in Sydney, Australia, available for follow-up, and provided informed consent. Cases reporting a previous cardiovascular event were eligible. A diagnosis of acute myocardial infarction was defined as a typical rise and gradual fall in troponin or more rapid rise and fall in creatine kinase-MB biochemical markers of myocardial necrosis, with 1 or more of the following: ischaemic symptoms (chest or arm pain, nausea/vomiting, sweating, shortness of breath); development of pathological Q waves on ECG; ECG changes indicative of ischaemia (ST segment elevation or depression); coronary artery intervention; or pathological findings of an acute myocardial infarction. Participants were recruited into the study between 27 June and 20 October 2008; 18 May and 23 October 2009; and 21 June and 28 October 2010.</p> <p>Controls (n = 284): controls were people aged <math>\geq 40</math> years of age attending the orthopaedic or ophthalmic outpatient clinics during the same time period. Respondents residing in Sydney, available for follow-up, and able to provide informed consent were eligible. Controls were unmatched, except for the same age cut-off and recruitment period, to ensure similar level of exposure to circulating influenza. Controls were excluded if they reported a history of acute myocardial infarction, transient ischaemic attack, or stroke in the previous 12 months. Stable angina was permissible if there had been no worsening of angina or acute myocardial infarction episodes or hospital admissions in the last year. Controls were recruited into the study between 30 June and 31 October 2008; 19 May and 26 October 2009; and 23 June and 29 October 2010.</p>
Interventions	Influenza vaccination status was validated for current and previous influenza seasons from hospital and GP records, with GPs contacted via facsimile or telephone. If discrepancies arose between GP and self report, GP-reported vaccination status was considered correct. Self reported vaccination status was considered sufficient in those individuals whose GP could not be contacted. Type and characteristics of the administered vaccines are not provided.
Outcomes	



**bb MacIntyre 2013** (Continued)

Notes Funding source - industry

This work was supported by a grant from GlaxoSmithKline, Belgium. Dr Iman Ridda and Dr Holly Seale are supported by Australian National Health and Medical Research Council Training Fellowships.

**Risk of bias**

Bias	Authors' judgement	Support for judgement
CC - case selection All outcomes	Low risk	Consecutive series of cases (patients admitted to the cardiology unit during the influenza season)
CC - control selection All outcomes	Unclear risk	Community controls (patients attending orthopaedic or ophthalmic outpatient clinics during the same period without history of disease)
CC - comparability All outcomes	Unclear risk	Unmatched
CC - exposure All outcomes	Low risk	Vaccination certificate, GP records
<i>Summary assessment</i>	Unclear risk	Unclear risk of bias

**bb Mastrangelo 2000**

Methods	Case-control study assessing the association between influenza vaccines and cutaneous melanoma
Participants	99 cases and 104 controls
Interventions	Influenza vaccine exposure is not described.
Outcomes	
Notes	<p>The authors report a protective effect of repeated influenza vaccination on the risk cutaneous melanoma (OR 0.43, 95% CI 0.19 to 1.00). The study is at high risk of bias due to the selective nature of cases (all patients in the authors' hospital), attrition bias (4 cases and 4 controls eliminated because of "failure to collaborate"), recall bias (up to 5 years' exposure data were based on patients' recollection), and ascertainment bias (non-blinded exposure survey).</p> <p>Rare events (safety)</p> <p>Government funded</p>

**Risk of bias**

Bias	Authors' judgement	Support for judgement
CC - case selection All outcomes	Low risk	Low
CC - control selection All outcomes	Unclear risk	Insufficient information
CC - comparability All outcomes	Unclear risk	Insufficient information
CC - exposure	Low risk	Low

**Vaccines for preventing influenza in healthy adults (Review)**

**bb Mastrangelo 2000** (Continued)

All outcomes

Summary assessment	Unclear risk	Unclear
--------------------	--------------	---------

**bb Mutsch 2004**

Methods	1 case-control study and case series based in the German-speaking regions of Switzerland, which assessed the association between an intranasal inactivated virosomal influenza vaccine and Bell's palsy
Participants	250 cases that could be evaluated (from an original 773 cases identified) were matched to 722 controls for age and date of clinic visit. All participants were around age 50.
Interventions	Immunisation with influenza vaccine took place within 91 days before disease onset.
Outcomes	Bells' palsy
Notes	<p>The study reports a massive increase in risk (adjusted OR 84, 95% CI 20.1 to 351.9) within 1 to 91 days since vaccination. Despite the many limitations of the study (case attrition: 187 cases could not be identified; ascertainment bias: physicians picked controls for their own cases; confounding by indication: different vaccine exposure rate between controls and the reference population), it is unlikely that such a large OR could have been significantly affected by systematic error. The authors called for larger pre-licence safety trials, given the rarity of Bell's palsy. On the basis of this study the vaccine was withdrawn commercially.</p> <p>Rare events (safety)</p> <p>Government funded</p>

**Risk of bias**

Bias	Authors' judgement	Support for judgement
CC - case selection All outcomes	Low risk	"All 4891 primary care physicians, ear, nose, and throat specialists, and neurologists in the study area were invited twice to report cases of Bell's palsy first diagnosed between October 1, 2000, and April 30, 2001."
CC - control selection All outcomes	Low risk	<p>Subsequently, the physicians who had reported cases of Bell's palsy were asked to document the date of the visit and information pertinent to the study's inclusion and exclusion criteria and to select from among their patients without Bell's palsy, 3 controls sequentially from their registration log.</p> <p>Trained study monitors contacted the physicians and reviewed the selection forms regularly to ensure consistency in the selection of controls. At this point, participating physicians had not been made aware of the exposure to be investigated (influenza vaccination).</p>
CC - comparability All outcomes	Unclear risk	The controls were matched with the case patients according to age (within 5 years), date of the clinic visit (within 4 days), and physician.
CC - exposure All outcomes	Low risk	"Physicians were asked to document the dates of administration and the brand name and type of influenza vaccine (parenteral or intranasal) used during the study period. Other vaccine exposures during the study period and the preceding 2 months were also documented. Since in all 43 sentinel cases reported in the study area the onset of Bell's palsy occurred within 91 days after intranasal vaccination, we defined the period of 1 to 91 days as the postexposure risk period."

**bb Mutsch 2004** (Continued)

Summary assessment	Unclear risk	Unclear
--------------------	--------------	---------

**bb Payne 2006**

Methods	<p>Case-control study assessing the association between influenza and other vaccines (data not extracted for this review) and optic neuritis.</p> <p>"A matched case-control study design was used with each optic neuritis case matched to 3 controls based on sex, deployment during the 18 weeks preceding the diagnosis date, and the military component in which the individual served (eg, active or reserve/National Guard). The protocol for this vaccine postmarketing surveillance investigation was approved by the Centers for Disease Control and Prevention (CDC) Institutional Review Board and reviewed by the Food and Drug Administration and Department of Defense"</p>
Participants	US military personnel aged at least 18 years
Interventions	<p>Cases (n = 1131): participants with a diagnosis of optic neuritis between 1 January 1998 and 31 December 2003. The following ICD-9 codes were considered: 377.30-32, 377.39.</p> <p>Controls (n = 4524): participants were matched to the cases on the basis of sex, deployment during the 18 weeks before diagnosis, military component. The study was carried out using data from the Defense Medical Surveillance System (DMSS), a longitudinal surveillance database.</p>
Outcomes	Date of case diagnosis was ascertained, and immunisation status (anthrax, smallpox, hepatitis B, influenza) verified by means of electronic records with respect to 3 time intervals: 6, 12, and 18 weeks before onset. For controls, vaccination status was determined for the 3 intervals before the index date. Results were focused on the 18-week time interval.
Notes	<p>Rare events (safety)</p> <p>Government funded</p>

**Risk of bias**

Bias	Authors' judgement	Support for judgement
CC - case selection All outcomes	Low risk	"We defined optic neuritis cases as those having a first-time diagnosis of the following ICD-9-CM codes: optic neuritis, unspecified (377.30); optic papillitis (377.31); retrobulbar neuritis, acute (377.32); and optic neuritis, other (377.39) during the period between 1 January 1998 and 31 December 2003."
CC - control selection All outcomes	Low risk	Controls were selected if their DMSS diagnostic records indicated no history of an optic neuropathy, if they served in the military on the same date of diagnosis as their matched case, and if they had at least 18 weeks of military service preceding this index date.
CC - comparability All outcomes	Low risk	Matching
CC - exposure All outcomes	Low risk	"We ascertained the date of each case's first diagnosis of optic neuritis and determined all vaccinations received during each of the following 3 prior study intervals from the electronic record; 6 weeks (42 days), 12 weeks (84 days) and 18 weeks (126 days). For each of the 3 matched controls, we determined all vaccinations during the 3 intervals predating their index date."
Summary assessment	Low risk	Low

**bb Ray 2011**

Methods	Case-control study
Participants	Cases (n = 415): people with diagnosis of definite rheumatoid arthritis based on American College of Rheumatology criteria.  Controls (n = 1245): matched for age and number of medical visits before index date.
Interventions	Exposure to influenza vaccine. Different times intervals before symptom onset were considered (90, 180, 365, and 730 days). Vaccine exposure status was determined from Kaiser Immunization Tracking System and supplemented by chart reviews. Risk of association was, moreover, also determined for tetanus and hepatitis B vaccines.
Outcomes	
Notes	This study was funded by the Centers for Disease Control and Prevention Vaccine Safety Datalink Project.

**Risk of bias**

Bias	Authors' judgement	Support for judgement
CC - case selection All outcomes	Low risk	Included as cases the incident cases from the cohort analysis and additional new onset cases identified from the study population whose symptoms began during 1996.
CC - control selection All outcomes	Low risk	Same population
CC - comparability All outcomes	Unclear risk	Poor matching
CC - exposure All outcomes	Low risk	NCKPHP databases
<i>Summary assessment</i>	Unclear risk	Unclear

**bb Rouleau 2014**

Methods	Case-control study aiming to identify what exposure factors could be linked to allergic-like events in the general adult population
Participants	Cases of allergic-like events were identified starting from the Quebec Adverse Events Surveillance System reviewing allergic-like events that occurred 5 to 8 months after the vaccination campaign (between May and July 2010) and that were classified as "anaphylaxis", ORS, or "allergy". Cases with these diagnoses were contacted and interviewed by trained nurses who used a standardised phone questionnaire to verify the diagnosis by applying the Brighton Collaboration Criteria for Anaphylaxis and the National Advisory Committee on Immunization for ORS (bilateral red eyes, and/or facial swelling, and/or respiratory symptoms (cough, wheeze, chest tightness, difficulty breathing, difficulty swallowing/throat tightness, hoarseness or sore throat) with onset $\leq$ 24 hours after influenza vaccination); cases that met neither definition were considered as allergic-like events (immediate or delayed allergic-like events, depending on whether symptoms occurred within 4 hours after vaccination or thereafter, i.e. immediate allergic-like events or delayed allergic-like events).

**bb Rouleau 2014** (Continued)

Controls were randomly selected from the Pandemic Influenza Vaccination Registry by age and sex matching of each case with 2 controls.

Trained nurses collected by interview data about demographics, personal and family medical conditions, obstetric history (gravida, para, abortus), use of medication within 48 hours of vaccination, the presence of an acute respiratory illness at the time of vaccination (e.g. fever, respiratory infection, or ILI), reported allergy to potential allergenic components of the vaccine (i.e. eggs, fish, shellfish, thimerosal, latex), regular alcohol use, and physical activity.

In all, 471 cases and 849 controls were identified. Of these 36 (6%) and 136 (16%) refused to participate, resulting in 435 cases (50 anaphylaxis, 177 ORS, 97 immediate allergic-like events, and 111 delayed allergic-like events) and 849 controls.

Interventions	A univariate analysis and multivariate logistic regression were performed with the aim of identifying potential risk (aeroallergens, drug allergy, food allergy, dermatographism, hypothyroidism, family history, allergy, administration of drugs for obstructive airway disease, healthcare worker as profession, vaccinated in weeks) or protective factors (administration of anti-inflammatory or mineral supplements, being physically active, consumption of alcohol). Separate unconditional regression models were built for each case definition and effect estimate (odds ratio) adjusted for sex and age group.
Outcomes	Exposure to vaccination with pandemic, monovalent, AS03-adjuvanted H1N1 vaccine (Arepanrix, GSK) during the first 4 weeks of the immunisation campaign
Notes	Funding source - government  Exposure to vaccination is considered within the first 4 weeks of campaign (i.e. not vaccinated versus vaccinated). Among the group of vaccinated within the 4 campaign weeks, healthcare workers were strongly represented (for this group there was also significant association with all outcomes), which could have introduced a certain recall/selection bias.

**Risk of bias**

Bias	Authors' judgement	Support for judgement
CC - case selection All outcomes	Low risk	Review of surveillance register by applying case definition during phone interview. Drawn from a nationwide active surveillance register
CC - control selection All outcomes	Unclear risk	Randomly selected from a vaccination registry
CC - comparability All outcomes	Low risk	Possible confounders have been considered for analysis.
CC - exposure All outcomes	Unclear risk	Phone interview
<i>Summary assessment</i>	Unclear risk	Unclear risk of bias

**bb Siscovick 2000**

Methods	Study assessing the association between influenza vaccination the previous year and the risk of primary (i.e. occurring in people with no previous history of cardiac disease) cardiac arrest. Case-control study on 360 cases and 418 controls
Participants	Cases: people who had experienced primary cardiac arrest, aged between 25 and 74 years. Controls: healthy people selected randomly from the community, who were matched to the cases for age and sex.

**bb Siscovick 2000** (Continued)

Interventions	Immunisation with influenza vaccine, assessed by means of questionnaires
Outcomes	Cardiac arrest
Notes	<p>The authors concluded that vaccination is protective against primary cardiac arrest (OR 0.51, 95% CI 0.33 to 0.79). The difficulty of case ascertainment (77% of potential cases had no medical report and/or autopsy) and recall bias (spouses provided exposure data for 304 cases, while 56 survivor cases provided data jointly with their spouses) make the conclusions of this study unreliable. The reliability of this study is unclear due to a lack of detail on the circulation of influenza in the study areas in the 12 months preceding cardiac arrest (the causal hypothesis is based on the effects of influenza infection on the oxygen supply to the myocardium through lung infection and inflammation).</p> <p>Rare events (safety)</p> <p>Government funded</p>

**Risk of bias**

Bias	Authors' judgement	Support for judgement
CC - case selection All outcomes	Low risk	Cases of out-of-hospital PCA attended by paramedics in King County, Washington, from October 1988 to July 1994 were identified from paramedic incident reports. Primary cardiac arrest cases were defined by the occurrence of a sudden pulseless condition and the absence of evidence of a non-cardiac condition as the cause of cardiac arrest.
CC - control selection All outcomes	High risk	Selected from the community using random digit dialling
CC - comparability All outcomes	Unclear risk	For each PCA case, 1 to 2 controls, matched for age (within 7 years) and sex
CC - exposure All outcomes	Unclear risk	"Data on the participants' vaccination status were collected from both case and control spouses by using a standardised questionnaire. For each participant, information was collected on whether they had received an influenza vaccination during the previous 12 months and, if so, when the vaccination had been given. We did not collect information on whether they had received influenza vaccination during the years prior to that period."
Summary assessment	High risk	

**bb Zorzon 2003**

Methods	Case-control study
Participants	Cases (n = 140): people affected by MS as defined by the International Panel on MS Diagnosis. Controls (n = 131): sex- and age-matched to the cases.
Interventions	Exposure to influenza vaccination (unspecified). Exposure to many other factors was assessed by means of face-to-face structured questionnaires. Time of onset after exposure is probably not mentioned in the text.
Outcomes	Multiple sclerosis
Notes	"The study was supported by a grant of the University of Trieste, Italy: MPI 60%, 2001"

**bb Zorzon 2003** (Continued)

**Risk of bias**

Bias	Authors' judgement	Support for judgement
CC - case selection All outcomes	Low risk	Hospital population
CC - control selection All outcomes	High risk	Blood donor population
CC - comparability All outcomes	High risk	Poor matching
CC - exposure All outcomes	High risk	Interview
<i>Summary assessment</i>	High risk	High risk

**cb Bardage 2011**

Methods	Large, prospective, cohort study assessing the possible association between monovalent, pandemic, H1N1 flu vaccine Pandemrix (GSK) and neurological and/or autoimmune disease
Participants	The study population comprised 1,945,024 people and corresponds to all people registered in Stockholm County on 1 October 2009 who had lived in the region since 1 January 1998.
Interventions	<p>Monovalent A (H1N1) pandemic vaccine Pandemrix (GlaxoSmithKline, Middlesex, UK) containing adjuvants AS03 and squalene.</p> <p>H1N1 vaccination campaign was initially targeted at healthcare workers and groups considered to be at high risk of complications from influenza (children with multifunctional disorders; pregnant women; people with chronic heart or lung disease, diabetes mellitus, chronic liver failure, chronic renal failure, or immunosuppression; people with body mass index &gt; 40; people with neuromuscular disease affecting breathing capacity).</p> <p>For the campaign an apposite register was established (Vaccinera) in which information on the dates of a first and second dose of vaccine, batch number, medical contraindications against vaccination, and chronic conditions defining high-risk patients were recorded.</p> <p>The vaccination campaign began on 13 October 2009 with 2 phases. During the first 6 weeks (from 13 October through November 2009), participants with a high-risk condition were preferentially vaccinated; the vaccination was then offered to the remainder of the population during the second phase (from December 2009 onwards).</p> <p>In total, 1,024,019 participants received at least 1 vaccine dose (446,770 during phase I, 577,249 during phase II).</p>
Outcomes	<p>Data on vaccination (Vaccinera database) were linked to data on utilisation of inpatient and specialist health care (admissions to hospital and visits to specialist care in the county, dates, diagnoses, responsible medical departments, and length of hospital stay) contained in the common healthcare registers for Stockholm County Council (GVR) from 1 January 1998 to 31 August 2010.</p> <p>Neurological and autoimmune diagnoses to consider for follow-up were selected based on indication of the European Medicines Agency and defined by the ICD-10 classification for hospital admissions and visits to specialist care:</p> <ul style="list-style-type: none"> <li>• Guillain-Barré syndrome: G61</li> <li>• Multiple sclerosis (demyelinating disease): G35 (G36.0 + G37.9)</li> <li>• Bell's paralysis: G51</li> <li>• Narcolepsy: G47.4</li> </ul>

**cb Bardage 2011** (Continued)

- Polyneuropathy, unspecified: G62.9
- An/hypoaesthesia: R20.0 + R20.1
- Paraesthesia: R20.2
- Rheumatological disease: M05-M06 + M08
- Inflammatory bowel disease (Crohn's disease and ulcerative colitis): K50-K51
- Insulin-dependent diabetes among individuals born in 1990 and later: E10

Entering diagnoses into the county healthcare database is part of the doctor's routine diagnostic work and therefore depends on patients seeking health care. An active search for adverse events during the study period was not performed.

For each investigated pathology, the prevalent diagnoses were considered (i.e. those registered between 1 January 1998 and 30 September 2009) and the incident diagnoses (i.e. those during or after the pandemic period for unvaccinated people and after a first vaccination for vaccinated people between 1 October 2009 and 31 August 2010).

Since risk groups were prioritised for vaccination, risk estimates analysis data were stratified for the first and second phase of the vaccination campaign (the cut-off point was 45 days from 1 October 2009), considering vaccination as a time-varying covariate and also time since first vaccination (6 weeks).

Notes	<p>Preliminary assessment (prevalence in vaccination phase I and II):</p> <p>All but 1 (narcolepsy) of the investigated neurological and autoimmune disorders were significantly more prevalent in those vaccinated in the early phase of the campaign (first 45 days) than in the unvaccinated cohort. Comparing those vaccinated in the late phase (&gt; 45 days) with the unvaccinated cohort, the prevalence of the investigated diseases was not statistically relevant, except for inflammatory bowel disease (prevalence OR 1.17, 95% CI 1.12 to 1.22), Guillain-Barré syndrome (OR 0.79, 95% CI 0.67 to 0.95), and type 1 diabetes (OR 0.77, 95% CI 0.64 to 0.92, for those born in 1990 and later).</p> <p>Government funded</p>
-------	---

**Risk of bias**

Bias	Authors' judgement	Support for judgement
PCS/RCS - selection exposed cohort All outcomes	Low risk	Selected group of users
PCS/RCS - selection non-exposed cohort All outcomes	Unclear risk	Drawn from the same community as the exposed cohort
PCS/RCS - comparability All outcomes	High risk	Not assessed
PCS/RCS - assessment of outcome All outcomes	Low risk	Record linkage
<i>Summary assessment</i>	High risk	"The study is a retrospective datalinkage cohort study, with unclear data quality"

**cb Baxter 2012**

Methods	Retrospective cohort study in which the incidence of medical attended events (MAEs) that occurred in people immunised with LAIV through several seasons was compared with that observed in 2 matched
---------	--



**cb Baxter 2012** (Continued)

control groups (unvaccinated and immunised with inactivated vaccine). Data for the LAIV-exposed population were also analysed with a self controlled case series method.

Participants	<p>Participants were members of the Kaiser Permanente (KP) Health Plans in Northern California, Hawaii, and Colorado. Through KP immunisation registries, approximately 20,000 individuals 18 to 49 years of age who were immunised from the 2003 to 2004 to 2007 to 2008 influenza seasons with LAIV as part of routine clinical practice were identified.</p>
Interventions	<p><b>Intervention hemi-cohort:</b> Live attenuated influenza vaccine provided by MedImmune. Each annual formulation of the vaccines contained the strains recommended for inclusion by the US Public Health Service. Study participants with high-risk underlying medical conditions such as cancer, organ transplantation, diabetes, endocrine and metabolic disorders, blood disorders, liver disorders, kidney disorders, and cardiopulmonary disorders were identified via automated extraction of healthcare databases and excluded from all analysis cohorts. A total of 21,340 participants 18 to 49 years of age were vaccinated with the Ann Arbor strain LAIV during the 5 study seasons.</p> <p><b>Control hemi-cohort 1:</b> unvaccinated (n = 21,340). Participants were KP members who participated in the health plan during the same month as the reference LAIV recipients; for the unvaccinated population, the effective vaccination date was the date on which the matched LAIV recipient was vaccinated.</p> <p><b>Control hemi-cohort 2:</b> trivalent inactivated vaccine purchased by KP for immunisation practices (n = 18,316). Participants were KP members vaccinated during the same month as the reference LAIV recipient.</p> <p>Both controls were matched for region (Northern California, Hawaii, Colorado), birth date (within 1 year), sex, and prior healthcare utilisation (<math>\leq 1</math> or <math>&gt; 1</math> clinic visits during the 180 days before vaccination) 1:1 to the participants of the intervention hemi-cohort. For Northern California only, participants were also matched on their specific medical clinic. In the case that a match could not be found within a specific control group, the LAIV recipient was excluded from the cohort comparison.</p> <p>For self controlled case series analysis, intervals of 3 and 21 days' postvaccination were compared with control intervals from 4 to 42 days' postvaccination (for the 3-day risk interval) and 22 to 42 days' postvaccination (for a 0 to 21-day risk interval).</p>
Outcomes	<p><b>Medical attended adverse events</b></p> <p>Based on medical diagnoses found in KP database records and collected from outpatient clinics, emergency departments, and hospital admissions, MAEs occurred in 5 main categories and included events considered to be vaccine associated:</p> <ol style="list-style-type: none"> <li>1. Acute respiratory tract events: acute laryngitis, acute laryngotracheitis, acute respiratory failure, acute tracheitis, acute respiratory distress syndrome, asthma, bronchitis, cough, epiglottitis, influenza, influenza with pneumonia, mastoiditis, otitis media, pharyngitis, pneumococcal pneumonia, pneumonia, pulmonary congestion and hypostasis, shortness of breath, sinusitis, tachypnoea, tonsillitis, urinary tract infection, viral pneumonia. Follow-up 42 days</li> <li>2. Acute gastrointestinal tract events: abdominal pain, acute gastritis, acute gastroenteritis, appendicitis, intestinal obstruction, intussusception, irritable bowel syndrome, mesenteric adenitis, nausea and vomiting, pancreatitis, paralytic ileus, perforation of intestine, peritonitis, persistent vomiting, small bowel obstruction, ulceration of intestine, and volvulus. Follow-up 42 days</li> <li>3. Asthma and wheezing events: asthma/reactive airway disease, wheezing/shortness of breath. Follow-up 180 days</li> <li>4. Systemic bacterial infections events: bacteraemia, bacterial meningitis, intracranial and intraspinal abscess, septicaemia, shock: unspecified, shock: endotoxic, and gram-negative shock. Follow-up 42 days</li> <li>5. Rare diagnoses: potentially related to wild-type influenza infection: encephalitis/encephalopathy, Guillain-Barré syndrome, meningitis, myocarditis, other paralytic syndromes, pericarditis, polymyositis, Reye syndrome, and viral meningitis. Follow-up 42 days</li> </ol> <p><b>Severe adverse events</b></p> <p>Death, inpatient hospitalisation, persistent or significant disability or incapacity, congenital anomaly/birth defect (in the offspring of a participant), or any life-threatening event. Follow-up from 0 to 42 days' postvaccination</p>

**cb Baxter 2012** (Continued)

**Notes** Sources of support: "This study was sponsored by MedImmune, LLC. Authors employed by MedImmune were involved in the study design, analysis, and interpretation of data, and in the preparation of the manuscript. Authors employed by Kaiser Permanente were involved in the study design, collection, analysis, and interpretation of data, and in the preparation of the manuscript. The Kaiser Permanente Vaccine Study Center was paid for their services in data collection and analysis but authors were not compensated for their work on this manuscript"

**Risk of bias**

<b>Bias</b>	<b>Authors' judgement</b>	<b>Support for judgement</b>
PCS/RCS - selection exposed cohort All outcomes	Unclear risk	Selected group of users  Participants were screened for underlying medical conditions and provided the appropriate vaccine based on the eligibility criteria in each vaccine's package insert, physician discretion, and patient choice.
PCS/RCS - selection non-exposed cohort All outcomes	Unclear risk	No description of the derivation of the non-exposed cohort
PCS/RCS - comparability All outcomes	Unclear risk	Matched but not very relevant:  "TIV-vaccinated and unvaccinated participants were matched to LAIV recipients on region (Northern California, Hawaii, Colorado), birth date (within one year), sex, and prior healthcare utilization. Prior utilization was calculated based on the number of clinic visits during the 180 days before vaccination and classified as low ( $\leq 1$ visit) and high ( $> 1$ visit) for matching. In Northern California, participants also were matched on their specific medical clinic, of which there were 48"
PCS/RCS - assessment of outcome All outcomes	Low risk	Record linkage
<i>Summary assessment</i>	Unclear risk	Unclear

**cb Kaplan 1982**

<b>Methods</b>	Surveillance population-based study conducted in the USA during the 1979 to 1980 and 1980 to 1981 influenza seasons. The study tested the association between influenza vaccination and Guillain-Barré syndrome. Reports from each case were obtained from neurologists. All case reports were included. The follow-up period was 1 September 1979 to 31 March 1980 and 1 September 1980 to 31 March 1981.
<b>Participants</b>	USA (minus Maryland), adult population, 18 years or older
<b>Interventions</b>	Seasonal parenteral vaccine
<b>Outcomes</b>	Cases of Guillain-Barré syndrome. Vaccine-associated cases were defined as those with onset within the 8-week period after influenza vaccination.
<b>Notes</b>	Vaccination rates in the population were obtained from a national immunisation survey. Rare events (safety)  Government funded

**cb Kaplan 1982** (Continued)

**Risk of bias**

Bias	Authors' judgement	Support for judgement
PCS/RCS - selection exposed cohort All outcomes	High risk	High risk
PCS/RCS - selection non-exposed cohort All outcomes	High risk	High risk
PCS/RCS - comparability All outcomes	High risk	High risk
PCS/RCS - assessment of outcome All outcomes	High risk	High risk
<i>Summary assessment</i>	High risk	High risk

**cb Lasky 1998**

Methods	Surveillance, population-based study conducted in the USA (4 states: Illinois, Maryland, North Carolina, Washington) during the 1992 to 1993 and 1993 to 1994 influenza seasons. Discharge diagnoses databases were used to identify cases. Hospital charts were reviewed to confirm diagnosis. The follow-up period was 1 September 1992 to 28 February 1993 and 1 September 1993 to 28 February 1994.
Participants	Approximately 21 million people, 18 years or older
Interventions	Seasonal parenteral vaccine
Outcomes	Cases of Guillain-Barré syndrome. Vaccine-associated cases were defined a priori as those with onset within the 6-week period after influenza vaccination.
Notes	Results were stratified by age and adjusted by season and sex. Vaccination rates in population were estimated from a random-digit dialling telephone survey.  Rare events (safety)  Government funded

**Risk of bias**

Bias	Authors' judgement	Support for judgement
PCS/RCS - selection exposed cohort All outcomes	High risk	High risk
PCS/RCS - selection non-exposed cohort All outcomes	High risk	High risk
PCS/RCS - comparability All outcomes	High risk	High risk

**cb Lasky 1998** (Continued)

PCS/RCS - assessment of outcome All outcomes	High risk	High risk
<i>Summary assessment</i>	High risk	High risk

**cb Moro 2013**

Methods	Retrospective cohort study evaluating the association between the administration of monovalent pandemic inactivated vaccine H1N1 and severe adverse events
Participants	Participants were identified within several administrative and medical databases of the Italian region Emilia Romagna (about 4.4 million individuals). By data linkage participants immunised with Focetria in the 2009 to 2010 season (n = 103,642) were identified. From the unvaccinated population (n = 3,967,917) a matched unexposed cohort was selected using a propensity score.
Interventions	Immunisation with MF59-adjuvanted, monovalent H1N1 vaccine Focetria (Novartis Vaccines and Diagnostics, Siena, Italy)
Outcomes	Guillain-Barré syndrome, paralytic syndromes, encephalitis and encephalomyelitis, Bell's palsy, demyelinating disease, convulsion, autoimmune hepatitis, vasculitis, immune thrombocytopenia
Notes	Government funded

**Risk of bias**

Bias	Authors' judgement	Support for judgement
PCS/RCS - selection exposed cohort All outcomes	Unclear risk	Unclear description of the vaccinated population
PCS/RCS - selection non-exposed cohort All outcomes	Unclear risk	Using administrative databases
PCS/RCS - comparability All outcomes	Unclear risk	Propensity score
PCS/RCS - assessment of outcome All outcomes	Low risk	Blind validation process throughout
<i>Summary assessment</i>	Unclear risk	Unclear

**cb O'Flanagan 2014**

Methods	Large retrospective, population-based cohort study assessing the possible association between monovalent, pandemic, H1N1 flu vaccine Pandemrix (GSK) and narcolepsy
Participants	Virtually the whole population of Ireland is included in the study, which consists of 90,280 children and adolescents aged below 20 and 3,325,643 adults.

**cb O'Flanagan 2014** (Continued)

Interventions	<p>Exposure to Pandemrix between October 2009 and March 2010. Information on vaccination was collected in 1 of 2 databases, depending on where vaccination was administered: vaccinations performed in general practitioner clinics were registered in the primary care reimbursement service (PCRS) database, and those performed in Health Service Executive mass vaccination clinics in the pandemic data management system (PDMS) database. The number of individuals vaccinated with Pandemrix was extracted from these databases by week of vaccination. The number of unvaccinated individuals was computed by subtracting the number of individuals vaccinated with any pandemic vaccine brand from the total number of individuals reported in the 2011 census.</p>	
Outcomes	<p>Narcolepsy: cases have to fulfil the definition of levels 1 to 3 from Brighton Collaboration.</p> <p>Level 1: Excessive daytime sleepiness AND/OR suspected cataplexy AND cerebrospinal fluid hypocretin-1 deficiency.</p> <p>Level 2: Excessive daytime sleepiness AND definite cataplexy AND level 1 or 2 Multiple Sleep Latency Test abnormalities (mean sleep latency &lt; 8 minutes for adults and &lt; 12 minutes for children &lt; 16 years AND/OR at least 2 sleep-onset REM periods).</p> <p>Level 3: Excessive daytime sleepiness AND level 1 Multiple Sleep Latency Test abnormalities (mean sleep latency &lt; 8 minutes for adults and &lt; 12 minutes for children &lt; 16 years AND at least 2 sleep-onset REM periods).</p> <p>Narcolepsy cases were identified by means of active case finding by contacting all sleep clinics, neurologists, paediatricians, GPs, psychiatrists, psychologists, and public health nurses in Ireland.</p> <p>2 experts (1 adult and 1 paediatric neurologist who were blinded to the vaccination status of the cases) reviewed the clinical history of narcolepsy cases (medical records and clinical charts) to confirm the diagnosis and classify them using the internationally agreed Brighton Collaboration case definition for narcolepsy. Cases were included in the study if:</p> <ul style="list-style-type: none"> <li>• their date of first symptom of narcolepsy recorded in medical files occurred after 1 April 2009 and before 31 December 2010;</li> <li>• cases or guardians gave oral informed consent;</li> <li>• they were classified as level 1, 2, or 3 as per the Brighton case definition.</li> </ul> <p>Prevalent cases with onset prior to April 2009 were excluded. The date of first contact with health care for narcolepsy symptoms as retrieved from GP notes and clinical records was used to estimate the onset of narcolepsy in primary analysis.</p>	
Notes	Funding source - government	
<b>Risk of bias</b>		
<b>Bias</b>	<b>Authors' judgement</b>	<b>Support for judgement</b>
PCS/RCS - selection exposed cohort All outcomes	Low risk	Virtually the whole Irish population is included.
PCS/RCS - selection non-exposed cohort All outcomes	Low risk	Drawn from the same source
PCS/RCS - comparability All outcomes	Unclear risk	Possible confounders have been taken into account.
PCS/RCS - assessment of outcome All outcomes	Low risk	Clinical information of possible cases were reviewed, and the correspondence to a standard case definition verified.

**cb O'Flanagan 2014** (Continued)

Summary assessment      Unclear risk      Low risk of bias

**cb Persson 2014**

Methods	Cohort study. Large prospective, register-based cohort study assessing the possible association between monovalent, pandemic, H1N1 flu vaccine Pandemrix (GSK) and neurological or autoimmune disease, or both
Participants	The present study represents the extension of the <a href="#">cb Bardage 2011</a> study to the population of more Swedish regions, namely the healthcare regions of Skåne and Västra Götaland and the counties of Kalmar, Östergötland, Stockholm, Värmland, and Norrbotten. Included are 5,845,039 participants, corresponding to about 61% of the whole Swedish population in 2009.
Interventions	<p>Exposure to Pandemrix between October 2009 and March 2010. Vaccinated participants were registered in vaccination centres and identified by means of a personal identification number (PIN, a 10-digit number attributed to each newborn in Sweden) and linked to vaccination registries. Vaccination data are linked to the National Population Registry by use of the PIN: all individuals registered as vaccinated (n = 3,347,467) were exposed, whereas all remaining individuals were assumed not to be vaccinated (n = 2,497,572).</p> <p>Personal identification number was also linked to the following databases to obtain further information about participants:</p> <ul style="list-style-type: none"> <li>• National Patient Register, Prescribed Drug Register, and Cancer Registry (National Board of Health and Welfare), to identify hospitalisations and non-primary care outpatient visits to identify the outcomes under study;</li> <li>• Medical Birth Register (National Board of Health and Welfare), to identify pregnancy status at vaccination;</li> <li>• National Cause of Death Register (National Board of Health and Welfare), to define deaths during follow-up.</li> </ul>
Outcomes	<p>Neurological and immuno-related conditions</p> <p>Outcomes were selected under consideration of previous influenza safety issues, of the results of the previous study carried out in the Stockholm region only, and identified in the registers by using ICD-10 codes and data about medical drug prescription. Due to the fact that several of the investigated outcomes could have a slow and insidious onset, “prodromal” conditions were identified by linking information present in the registers (date of visits, drug prescriptions, etc.) considering the 5 years preceding the study. Participants who had diagnosis before study start were excluded from risk assessment.</p> <p>As done in the previous study, risk estimates were stratified for “early” (vaccinated in the first 45 days from the beginning of the campaign) and “late” vaccination (vaccinated after at least 45 days from the beginning of the campaign), as medically “at risk” participants were considered to be priority group for influenza vaccination.</p> <p>Stratification considering time since vaccination (within/more than 1 year; within 6 weeks/more than 6 weeks) was also carried out.</p> <p>Association risk between vaccine exposure and outcomes was calculated by means of Cox regression using vaccination as time-dependent variable (i.e. individuals contributed to the unexposed person-time until vaccinated and to the exposed ones thereafter). Hazard risk estimates were adjusted for age (in 5-year bands), gender and county, education and income, number of hospital admissions and ambulatory care visits, pregnancy status, and presence of diagnoses defined by ICD-10 code.</p>
Notes	Funding source: government

**cb Persson 2014** (Continued)

Vaccination status could not be confirmed for 16% to 22% of the Kalmar, Värmland, and Norrbotten participants (corresponding to roughly 2.3% of the whole vaccinated cohort), because PIN was not available in the database. These participants were considered as unvaccinated.

**Risk of bias**

Bias	Authors' judgement	Support for judgement
PCS/RCS - selection exposed cohort All outcomes	Low risk	The exposed hemi-cohort consists of all people who received the vaccine within 6 Swedish regions.
PCS/RCS - selection non-exposed cohort All outcomes	Low risk	Drawn from the same populations as the exposed cohort (all people who did not receive influenza vaccination)
PCS/RCS - comparability All outcomes	Low risk	Age, gender and county, education and income, number of hospital admissions and ambulatory care visits, pregnancy status, and presence of diagnoses defined by ICD-10 code.
PCS/RCS - assessment of outcome All outcomes	Low risk	Medical records
<i>Summary assessment</i>	Low risk	Low risk of bias

**cb Ray 2011**

Methods	See bb Ray 2011. Study data were analysed using a cohort design.
Participants	
Interventions	
Outcomes	
Notes	Government funded

**Risk of bias**

Bias	Authors' judgement	Support for judgement
PCS/RCS - selection exposed cohort All outcomes	Unclear risk	Unclear
PCS/RCS - selection non-exposed cohort All outcomes	Unclear risk	Unclear
PCS/RCS - comparability All outcomes	Unclear risk	Unclear
PCS/RCS - assessment of outcome	Unclear risk	Unclear

**cb Ray 2011** (Continued)

All outcomes

<i>Summary assessment</i>	Unclear risk	Unclear
---------------------------	--------------	---------

**cb Shonberger 1979**

Methods	Surveillance, population-based study conducted in the USA during the 1976 to 1977 influenza season. The study tested the association between influenza vaccination and Guillain-Barré syndrome. Neurologists were directly contacted; physician and hospital records were reviewed. Suspected cases were reported to the CDC directly by patients or medical personnel and were included only if accepted by a state health department. Follow-up period was 1 October 1976 to 31 January 1977.
Participants	USA population
Interventions	Monovalent A/New Jersey/76 or bivalent A/New Jersey/76 and A/Victoria/75 parenteral vaccine
Outcomes	Cases of Guillain-Barré syndrome
Notes	Results were stratified by age group and vaccine type. Vaccination rates in the population were obtained from a national immunisation survey. Rare events (safety)  Government funded

**Risk of bias**

Bias	Authors' judgement	Support for judgement
PCS/RCS - selection exposed cohort All outcomes	Unclear risk	High risk
PCS/RCS - selection non-exposed cohort All outcomes	Unclear risk	High risk
PCS/RCS - comparability All outcomes	Unclear risk	High risk
PCS/RCS - assessment of outcome All outcomes	Unclear risk	High risk
<i>Summary assessment</i>	Unclear risk	High risk

**paa Ma 2014**

Methods	Controlled clinical trial. The effect of pandemic influenza vaccine administration during pregnancy was assessed by comparing the occurrence and the characteristics of pregnancy outcomes and clinical course between vaccinated and non-vaccinated women and assessing the effectiveness of vaccine administration in preventing ILI.
Participants	Healthy pregnant women between the age of 18 and 35 (n = 226) recruited in 4 adjacent villages of Xi-angshui, Jiangsu Province, China. The pregnancies ranged from 5 weeks' to 32 weeks' gestation; 122

**Vaccines for preventing influenza in healthy adults (Review)**



## paa Ma 2014 (Continued)

women received the H1N1 vaccine, whereas 104 formed the control group and did not receive any vaccination. Pregnant women in the control group had to reside in the same or adjacent village/community and have an age difference of < 3 years compared to the women in the vaccinated group, a gestational age of < 3 weeks, and the same numbers of pregnancies as those in the vaccinated group.

Interventions	Split-virion nonadjuvanted influenza A(H1N1) vaccine (lot 200909008; Shanghai Institute of Biological Products). Each dose contained 15 µg of H1N1 antigen.	
Outcomes	<p>Pregnancy outcomes were recorded by the maternity and child healthcare organisations or midwifery agencies according to routine prenatal and delivery services in the pregnant women's health records (filling out of a unified form on complications during pregnancy and pregnancy outcomes):</p> <ul style="list-style-type: none"> <li>• Spontaneous abortion</li> <li>• Artificial abortion</li> <li>• Postnatal death</li> <li>• Premature birth</li> <li>• Prolonged pregnancy</li> <li>• Low birth weight</li> <li>• Delivery mode (eutocia or Caesarean delivery)</li> <li>• Birth weight (&lt; 3500 g or &gt; 3500 g)</li> <li>• Apgar score at 1 min (7 to 8 or &gt; 9)</li> </ul> <p><b>Effectiveness outcomes</b></p> <ul style="list-style-type: none"> <li>• Influenza-like illness was defined according to WHO guidelines, which include documented fever (at least 38.0 °C) and cough or sore throat. Participants were asked to contact the local vaccination site or the Xiangshui County Center for Disease Control and Prevention once influenza-like symptoms appeared.</li> </ul>	
Notes	<p>Funding source - government</p> <p>This study has been registered at ClinicalTrials.gov under registration no. NCT01842997.</p>	
<b>Risk of bias</b>		
<b>Bias</b>	<b>Authors' judgement</b>	<b>Support for judgement</b>
Random sequence generation (selection bias)	Unclear risk	Not described, only stated that participants were "divided" into 2 groups.
Allocation concealment (selection bias)	High risk	Absent
Blinding (performance bias and detection bias) All outcomes	High risk	Not blinded
Incomplete outcome data (attrition bias) All outcomes	Low risk	No loss to follow-up
<i>Summary assessment</i>	High risk	High risk of bias

**paa Madhi 2014**

Methods	<p>Randomised controlled trial carried out on pregnant women to assess the effectiveness of trivalent inactivated influenza vaccine administration during pregnancy against confirmed influenza in women and their newborn. The study was carried out during 2 subsequent epidemic seasons (2011 and 2012).</p>
Participants	<p>Pregnant women aged between 18 and 38 years and having an estimated gestation between 20 and 36 weeks who tested negative for HIV were recruited at 4 antenatal clinics of Soweto, South Africa, during 2 consecutive epidemic seasons (March to August 2011 and March to July 2012). In all, 2116 women entered the study: 1062 were allocated to receive vaccine, 1054 to placebo. In addition, 1026 infants born from vaccinated mothers and 1023 infants born from placebo recipients were enrolled.</p>
Interventions	<p>Women enrolled in the study were randomised 1:1 using a computer-generated assignment and a block size of 30 and allocated to 1 of the following treatments:</p> <ul style="list-style-type: none"> <li>• Trivalent inactivated influenza vaccine (Vaxigrip, lot number G05831 in 2011 and H7221-2 in 2012; Sanofi Pasteur) containing 15 µg each of A/California/7/2009 (A/(H1N1)pdm09), A/Victoria/210/2009 (A/H3N2), and a B/Brisbane/60/2008-like virus (B/Victoria), as recommended by WHO for the Southern Hemisphere in 2011 and 2012</li> <li>• Placebo consisting of sterile 0.9% saline solution</li> </ul> <p>Both preparations were administered by study staff in the deltoid muscle in a 0.5 mL dose and were macroscopically indistinguishable.</p>
Outcomes	<p>Cases of ILI were identified through active surveillance. The following criteria were used to identify cases among mother and infants respectively:</p> <ul style="list-style-type: none"> <li>• <b>ILI (mothers):</b> fever <math>\geq 38</math> °C on oral measurement or history of chills, rigors, or feeling feverish; AND       <ul style="list-style-type: none"> <li>◦ presence of cough or sore throat or pharyngitis; OR</li> <li>◦ presence of myalgia, arthralgia, or headache; OR</li> <li>◦ presence of dyspnoea, breathing difficulty, or chest pain when breathing.</li> </ul> </li> <li>• <b>ILI (infants):</b> <ul style="list-style-type: none"> <li>◦ axillary temperature <math>\geq 37.8</math> °C or mother's perception that the infant was feverish, or both, without evidence of a non-respiratory localised source, coupled with at least 1 sign or symptom of acute respiratory infection within the past 72 hours; OR</li> <li>◦ at least 2 signs and/or symptoms of acute respiratory illness within the past 72 hours including: respiratory rate of <math>\geq 60</math> and <math>\geq 50</math> breaths per minute in infant 0 to 2 months and 2 to 6 months of age, respectively; difficulty breathing reported by the mother, cough, wheezing, runny or congested nose, cyanosis or oxygen saturation <math>&lt; 90\%</math> on room air, chest wall in-drawing, grunting on expiration, and pus draining from either ear.</li> </ul> </li> </ul> <p><b>Influenza:</b> women and infants with ILI, as well as those presenting or hospitalised at antenatal clinics for any respiratory illness, who underwent PCR test with a positive result for influenza viruses.</p> <p>Events occurring within the timespans of 24 weeks' postpartum (for women) and the 24th week of age (for infants) have been considered for analysis.</p> <p><b>Local and systemic reactions</b> recorded on diary cards during the first week following immunisation</p>
Notes	<p>Funding source - industry</p> <p>Supported by grants from the Bill and Melinda Gates Foundation (OPP1002747), the National Institutes of Health, National Center for Advancing Translational Sciences Colorado Clinical and Translational Sciences Institute (UL1 TR000154, for REDCap), the South African Research Chairs Initiative of the Department of Science and Technology and National Research Foundation in Vaccine-Preventable Diseases, and the Respiratory and Meningeal Pathogens Research Unit of the Medical Research Council.</p>
<b>Risk of bias</b>	
<b>Bias</b>	<b>Authors' judgement    Support for judgement</b>

**paa Madhi 2014** (Continued)

Random sequence generation (selection bias)	Low risk	Computer-generated randomisation lists, in blocks of 30 (15 IIV3, 15 placebo) were generated with assignment of a 4-digit study number being done in sequence of enrolment (SAS 9.1, SAS Institute Inc., Cary, NC, USA).
Allocation concealment (selection bias)	Low risk	Block size of 30 were allocated consecutively to the enrolling sites, after which the randomisation forms for that block were provided to the site in sealed, consecutively numbered envelopes with the pre-printed study number and the alphabetical code for vaccine or placebo in the envelope.
Blinding (performance bias and detection bias) All outcomes	Low risk	Both administered preparations were macroscopically indistinguishable.  With the exception of the statistician and the pharmacist, study personnel and study participants were unaware of the group assignments.
Incomplete outcome data (attrition bias) All outcomes	Low risk	None
<i>Summary assessment</i>	Low risk	Low risk of bias

**pba Benowitz 2010**

Methods	Case-control study assessing the effectiveness of influenza vaccination of pregnant women in preventing hospitalisation for influenza in their newborns. Study period ranged from October 2000 to April 2009.
Participants	Cases (n = 113): infants below 12 months hospitalised for influenza between October 2000 and April 2009 who tested positive for influenza with direct fluorescent antibody (DFA)  Controls (n = 192): participants hospitalised for influenza during the same time interval as the cases but negative with the DFA test. For each case 1 or 2 controls matched for birth date and date of hospitalisation were randomly selected.
Interventions	Immunisation with influenza vaccine during pregnancy (until 14 days before delivery)
Outcomes	DFA-confirmed influenza
Notes	This study was supported by the National Center for Research Resources, a component of the National Institutes of Health.

**Risk of bias**

Bias	Authors' judgement	Support for judgement
CC - case selection All outcomes	Low risk	Infants hospitalised with DFA positive
CC - control selection All outcomes	Low risk	Infant hospitalised with DFA negative
CC - comparability All outcomes	Low risk	Matching
CC - exposure All outcomes	Unclear risk	Structured interview

**pba Benowitz 2010** (Continued)

Summary assessment	Unclear risk	Unclear
--------------------	--------------	---------

**pba Poehling 2011**

Methods	Case-control study assessing the effectiveness of influenza vaccine administered during pregnancy in preventing influenza in newborns under 6 months
Participants	Children (n = 1510) aged below 6 months who were hospitalised for fever or acute respiratory illness, or both during 7 consecutive epidemic seasons (between 2002 and 2003 and 2008 and 2009). Those with positive laboratory confirmation of influenza were enrolled as cases (n = 151); those whose result was negative were enrolled as controls (n = 1359).
Interventions	Influenza vaccination during pregnancy
Outcomes	Influenza
Notes	<p>This project was supported the Centers for Disease Control and Prevention, National Institute of Allergy and Infectious Diseases, and Wachovia Research Fund. 3 authors had received past funding from industry (of these 1 was on the MedImmune Advisory Board and another was a NexBio consultant).</p> <p>Funding source - mixed</p>

**Risk of bias**

Bias	Authors' judgement	Support for judgement
CC - case selection All outcomes	Low risk	Laboratory confirmed
CC - control selection All outcomes	Low risk	Infants without laboratory-confirmed influenza
CC - comparability All outcomes	Unclear risk	No matching, unclear information
CC - exposure All outcomes	Unclear risk	Structured interview
Summary assessment	Unclear risk	Unclear

**pbb Irving 2013**

Methods	Case-control study investigating the association between influenza immunisation during pregnancy and spontaneous abortion
Participants	<p>Cases (n = 243) were identified from among the members of 6 Vaccine Safety Datalink organisations. Diagnoses of spontaneous abortion (ICD-9 code 634) and unspecified abortion (ICD-9 codes 637) assigned during the 2005 to 2006 and 2006 to 2007 seasons were reviewed and different diagnoses excluded.</p> <p>Controls (n = 243) were selected from among women who had confirmed intrauterine pregnancy and delivery after the 20th gestational week by frequency-matching of last menstrual period (within 2 weeks) and healthcare organisation.</p>

**pbb Irving 2013** (Continued)

Interventions	Immunisation with influenza vaccine. Participants were considered exposed if they were immunised within 28 days before index date. Analysis considering whether vaccine exposure occurred during or before pregnancy was also performed.	
Outcomes	Spontaneous abortion cases	
Notes	Government funded	
<b>Risk of bias</b>		
<b>Bias</b>	<b>Authors' judgement</b>	<b>Support for judgement</b>
CC - case selection All outcomes	Low risk	Consecutive series of cases from electronic databases
CC - control selection All outcomes	Low risk	From the same population
CC - comparability All outcomes	Unclear risk	Matched by LMP - confounders
CC - exposure All outcomes	Unclear risk	Medical record
<i>Summary assessment</i>	Unclear risk	Unclear

**pca Ahrens 2014**

Methods	Retrospective cohort study. This study was performed by retrospective analysis of data within the Birth Defects Study, an ongoing case-control study investigating the occurrence of neonatal malformations conducted by the Slone Epidemiology Center at Boston University. It includes hospitals serving the areas surrounding Philadelphia and San Diego, Rhode Island, southern New Hampshire, and parts of New York State and Massachusetts. Occurrence of preterm delivery and low birth weight were compared between non-malformed (controls) infants born from vaccinated and unvaccinated mothers.	
Participants	For the study seasons included in this analysis (from 2006-07 to 2009-10), mothers of live-born, non-malformed infants were identified; 1619 were included in the study.	
Interventions	<p>Immunisation with trivalent inactivated vaccine during pregnancy. Within 6 months after delivery, a study nurse conducted a phone interview asking for information about immunisation (and other issues).</p> <p>Women reporting influenza vaccination during pregnancy were asked to provide a release to allow study staff to obtain their vaccination records, but only 60% of the women complied with this request.</p> <p>Reports of seasonal trivalent influenza vaccination were categorised according to the timing of receipt: any time during pregnancy (last menstruation period to day before delivery), first trimester (last menstruation period through 14 weeks), second trimester (greater than 15 through 28 weeks), and third trimester (greater than 29 weeks to day before delivery). Women who reported vaccination with pandemic H1N1 vaccine were excluded from the analysis. 334 women were immunised for all seasons considered in the study.</p>	
Outcomes	Gestational age at delivery and birth weight were obtained by self report from the mother during the interview. Gestational age was determined by calculating the difference between the last menstruation period and the day of delivery. If the self reported last menstruation period date differed by more than 7 days from the last menstruation period date calculated from the reported ultrasound-determined due date, then the latter last menstruation period date was used to calculate gestational age. If the self	

**pca Ahrens 2014** (Continued)

reported last menstruation period date differed by 7 days or less from the last menstruation period calculated from the due date, we chose to use the self reported last menstruation period date because it was a date familiar to the mother and raised less confusion during the course of the interview.

- Small for gestational age, defined as a weight < 10th percentile for gestational age, considering the sex-specific distribution of birth weights of infants born in the US in 1999–2000
- Preterm delivery, defined as live birth before 37 weeks' gestation

ILI: for the last season in study (2009–10), having had ILI symptoms was also ascertained during the interview

**Notes**

Funding source - government

At the time of manuscript preparation, Katherine Ahrens was a pre-doctoral Boston University Reproductive, Perinatal and Pediatric Epidemiology trainee supported by the National Institutes of Health (Grant T32 HD052458). Data collection for this project has been funded by the Biomedical Advanced Research and Development Authority, Office of the Assistant Secretary for Preparedness and Response, Department of Health and Human Services (Contract No. HHSO100201000038C); the Agency for Healthcare Research and Quality (Grant 1R18HS018463-01); and the National Institutes of Health (Grants 1R01 HD059861 and 2 R01 HD46595). Drs Louik and Mitchell and Mr Kerr receive research support from Novartis Vaccines and Diagnostics (NVD) for an unrelated study of a meningitis vaccine. Dr Mitchell serves as a member of an advisory committee for a pregnancy registry for a multiple sclerosis agent conducted by Biogen Idec and as an unpaid consultant to NVD on matters unrelated to influenza vaccines. Dr Werler has provided consultation for Amgen, Bristol-Meyers Squibb, and Abbott regarding their pregnancy registries for rheumatoid arthritis drugs. These companies do not manufacture influenza vaccines. Dr Ahrens has no conflicts to disclose.

**Risk of bias**

Bias	Authors' judgement	Support for judgement
PCS/RCS - selection exposed cohort All outcomes	Unclear risk	Description is insufficient. Participants for this study are simply selected from control population of the Birth Defects Study.
PCS/RCS - selection non-exposed cohort All outcomes	Low risk	Selected from the same population as the exposed cohort
PCS/RCS - comparability All outcomes	Unclear risk	Not clear whether all possible confounding factors were considered
PCS/RCS - assessment of outcome All outcomes	Unclear risk	Interview
<i>Summary assessment</i>	Unclear risk	Unclear risk of bias

**pca Black 2004**
**Methods**

Retrospective cohort study assessing the effectiveness of flu vaccination for the prevention of ILI or pneumonia in pregnant women and their newborns

**Participants**

- All women with live births in Kaiser Permanente Northern California (KPNC) between the November and February of 5 subsequent seasons (1997 to 1998 to 2001 to 2002, n = 49,585), excluding cases lacking birth date information and women who were discharged after the end of the flu season.

**pca Black 2004** (Continued)

- All live births in KPNC that occurred during the same time periods as for the mothers (n = 48,639), again cases lacking gestational age or gender information and infants discharged after the end of the flu season were excluded.

Interventions	Immunisation with flu vaccine (no details about type and composition). Data about immunisation were obtained from the KPNC database. In all, 3707 out of the 49,585 pregnant women included in the study were vaccinated, whereas this was 3652 out of the 48,639 live births.
Outcomes	<ul style="list-style-type: none"> <li>• Hospitalisation for pneumonia or influenza: at least 1 inpatient stay during the same flu season as delivery or birth with a principal (first) diagnosis of either influenza or pneumonia. To identify these outcomes, the following ICD (9th revision) codes were used to identify inpatient cases: influenza 487 and pneumonia 480, 481, 482, 483, 484, 485, and 486.</li> <li>• Outpatient visits: at least 1 physician visit during the same flu season as delivery or birth with 1 of the following diagnoses: upper respiratory infection, pharyngitis, otitis media, asthma, bronchial asthma, viral infection, pneumonia, fever, cough or wheezing associated with respiratory illness.</li> </ul> <p>This information was available from the KPNC databases, which include laboratory, hospitalisation, and outpatient utilisation information for their members.</p> <p>The effect measure (hazard ratio and corresponding 95% confidence interval) was calculated for ILI visits (including and excluding asthma diagnoses) for the mother and hospitalisation for pneumonia or influenza, ILI visits (excluding otitis media), and otitis media visits in newborns.</p> <ul style="list-style-type: none"> <li>• Caesarean section.</li> <li>• Preterm delivery (&lt; 37 weeks).</li> </ul>
Notes	Government-funded

**Risk of bias**

Bias	Authors' judgement	Support for judgement
PCS/RCS - selection exposed cohort All outcomes	Unclear risk	From KPNC databases: the influenza vaccination status of women in the cohort was determined through review of the Kaiser Immunization Tracking System database.
PCS/RCS - selection non-exposed cohort All outcomes	Unclear risk	From KPNC databases
PCS/RCS - comparability All outcomes	High risk	No matching
PCS/RCS - assessment of outcome All outcomes	Unclear risk	KPNC maintains administrative databases that include laboratory, hospitalisation, and outpatient utilisation information for their members.
<i>Summary assessment</i>	High risk	High

**pca Eick 2011**

Methods	Prospective cohort study carried out in 6 hospitals located in the Navajo and White Mountain Apache reservation during 3 subsequent epidemic seasons (2002 to 2005)
Participants	Mother-infant pairs recruited after delivery at Indian Health Service hospitals on the Navajo or White Mountain Apache reservation, either at the hospital or by home visit.

**pca Eick 2011** (Continued)

The study was conducted during 3 influenza seasons from November 2002 to September 2005.

The enrolment periods for each year were:

- 1 December 2002 to 15 March 2003;
- 1 November 2003 to 8 March 2004;
- 1 November 2004 to 15 March 2005.

Inclusion was restricted to mothers who delivered a healthy infant at 36 weeks or later gestation during the enrolment periods. Eligible infants were aged 2 weeks or younger at enrolment. Overall, 1169 mother-infant pairs were enrolled in the study (241 in 2002 to 2003; 574 in 2003 to 2004; and 354 in 2004 to 2005). Of these, 1160 had at least 1 serum sample and were included.

Interventions	<p>Immunisation of the mother with influenza vaccine. Assessed by reviewing of medical record (also in order to obtain information about prenatal visits, illnesses, and birth information, in addition to administration and timing of influenza vaccine) or, if missing, by maternal report at enrolment.</p> <p>The decision for influenza vaccination was made by the treating clinician and the pregnant woman; personnel had no role in this decision. Altogether 587 children were born from an unvaccinated mother and 573 from a vaccinated mother during the 3 study seasons.</p>
Outcomes	<p>Surveillance for all medically attended illnesses in enrolled infants was conducted at Indian Health Service and nearby private facilities through the influenza season, or until the child reached 6 months of age (whichever came first). It also included review of the clinic, emergency department, and inpatient paediatric ward logs. A nasopharyngeal aspirate specimen for viral culture was obtained from infants with ILI within 72 hours of the medical visit.</p> <ul style="list-style-type: none"> <li>• Medically attended ILI: defined as a medical visit with at least 1 of the following signs or symptoms reported: fever of 38.0 °C or higher, diarrhoea, or respiratory symptoms (including cough, runny nose, or difficulty breathing).</li> <li>• Laboratory-confirmed influenza: the first ILI episode with either:             <ol style="list-style-type: none"> <li>a. isolation of influenza virus from the nasopharyngeal aspirate specimen;</li> <li>b. a 4-fold or greater rise in HI antibody in serum collected at 2 to 3 or 6 months compared with the previous serum specimen, indicating influenza virus infection during the time interval; or</li> <li>c. a positive rapid influenza diagnostic test result with a medical diagnosis of influenza.</li> </ol> </li> </ul>
Notes	<p>Funding/support: "The study was funded by the National Vaccine Program Office, Department of Health and Human Services, the Office of Minority Women's Health, Centers for Disease Control and Prevention, Aventis-Pasteur, and Evans-Powderject."</p> <p>Funding source - mixed</p>

**Risk of bias**

Bias	Authors' judgement	Support for judgement
PCS/RCS - selection exposed cohort All outcomes	Unclear risk	The study was carried out within Indian reservations.
PCS/RCS - selection non-exposed cohort All outcomes	Low risk	Derived from the same community as the exposed cohort
PCS/RCS - comparability All outcomes	Unclear risk	Reported for some parameters only: sex, presence of household smokers, having wood or coal stove in the house (more frequent among vaccinated), presence of other children in day care, infant breast fed (more frequent among vaccinated), gestational age, mean birth weight



**pca Eick 2011** (Continued)

PCS/RCS - assessment of outcome All outcomes	Low risk	Active surveillance and testing for laboratory confirmation for symptomatic ILI cases
<i>Summary assessment</i>	Unclear risk	Unclear

**pca France 2006**

Methods	Retrospective cohort study based on Vaccine Safety Datalink, assessing the effect of influenza vaccination of pregnant women in preventing respiratory illness in newborns. 6 epidemic seasons were considered.	
Participants	<p>Infants who were born before or during the influenza season at 4 MCOs (Kaiser Permanente Colorado, Denver; Kaiser Permanente Northern California, Oakland; Kaiser Permanente Northwest, Portland, Oregon; and Group Health Cooperative, Seattle, Washington) between 1 October 1995 and 30 September 2001 were eligible for study inclusion.</p> <p>Mother-infant pairs were included in the final study population if:</p> <ol style="list-style-type: none"> <li>1. the mothers were aged 18 to 45 years and enrolled in the MCO for longer than 1 year;</li> <li>2. the infants' gestational age was at least 30 weeks at birth;</li> <li>3. the infants were continuous MCO members for at least 14 days during the influenza season;</li> <li>4. the infants had a least 1 outpatient visit during the first 3 months of life.</li> </ol>	
Interventions	An infant was considered exposed if the mother was vaccinated against influenza during the pregnancy and there were at least 28 days from the vaccination date of the mother to the birth date of the infant. Infants of mothers vaccinated within 27 days of birth were excluded from the primary analysis.	
Outcomes	Medically attended ARI	
Notes	Government funded	

**Risk of bias**

Bias	Authors' judgement	Support for judgement
PCS/RCS - selection exposed cohort All outcomes	High risk	From MCO databases
PCS/RCS - selection non-exposed cohort All outcomes	High risk	From MCO databases
PCS/RCS - comparability All outcomes	High risk	Poor matching
PCS/RCS - assessment of outcome All outcomes	Unclear risk	Datalink
<i>Summary assessment</i>	High risk	High risk

**pca Hulka 1964**

Methods	Prospective cohort study assessing the effectiveness of flu vaccination in pregnancy
Participants	Pregnant women (n = 544) recruited from the "hill" district of Pittsburgh
Interventions	<ul style="list-style-type: none"> <li>• Polyvalent flu vaccine containing 200 units of A2 antigen</li> <li>• Placebo</li> </ul> <p>Two 1 mL doses were administered 1 month apart.</p>
Outcomes	<ul style="list-style-type: none"> <li>• Adverse effects following immunisation (pain, malaise)</li> <li>• ILI</li> <li>• Days in bed</li> </ul> <p>Assessed by means of questionnaires/phone interviews after epidemic</p>
Notes	<p>Effectiveness follow-up was available for 59% and 100% of participants in the intervention and placebo arm, respectively.</p> <p>Funding source - mixed</p>

**Risk of bias**

Bias	Authors' judgement	Support for judgement
PCS/RCS - selection exposed cohort All outcomes	High risk	Unclear
PCS/RCS - selection non-exposed cohort All outcomes	High risk	Unclear
PCS/RCS - comparability All outcomes	High risk	Unclear - high attrition
PCS/RCS - assessment of outcome All outcomes	High risk	Interview
<i>Summary assessment</i>	High risk	Unclear

**pca Munoz 2005**

Methods	Retrospective cohort study based on the electronic database of Kelsey-Seybold Clinic (KSC), a large multispecialty clinic in the metropolitan area of Houston (USA). For the study 5 subsequent flu seasons were considered, from 1998 to 2003, taking into account the time between 1 July and 30 June of each year. Approximately 25 obstetricians and 60 paediatricians provided medical care in KSC locations, and about 2500 deliveries occurred every year during the time considered for the study.
Participants	<p>Exposed cohort (n = 225): women who were immunised with inactivated influenza vaccine within 6 months before delivery and who had an uncomplicated singleton pregnancy, were healthy, had at least 1 prenatal care visit at KSC, and their offspring had at least 1 clinic visit at KSC in their first year of life.</p> <p>Comparison (n = 826): for each vaccinated woman, a comparison group was selected by matching (KSC database) 3 to 5 women for maternal age at delivery, month of delivery, and type of insurance (with the</p>

**pca Munoz 2005** (Continued)

exclusion of both Medicaid or self insurance due to small numbers in this clinic population), who had not received influenza vaccine during pregnancy.

Interventions	Influenza vaccines used during the study period were Aventis Pasteur or Wyeth products. For the control group the index date ("pseudo vaccination date") corresponds to the same number of days before delivery as the real vaccination date for a matching vaccinated woman.	
Outcomes	<p><b>Women</b></p> <ul style="list-style-type: none"> <li>Acute respiratory illness: cases recorded at any time, during each flu season and during each epidemic peak of that season diagnosed with the following ICD-9 codes: 079, 460-466, 470-478, 480-487. The peak of influenza activity was the period during which the number of laboratory-confirmed cases included at least 85% of influenza cases for that season.</li> <li>Serious adverse events: hospitalisation (death, cause for hospitalisation, and permanently disabling conditions were also included) within 42 days from immunisation identified by ICD-9 codes.</li> </ul> <p>Medical diagnoses occurred between vaccination and delivery with an incidence <math>\geq 2\%</math> among vaccinated women.</p> <p><b>Newborns</b></p> <ul style="list-style-type: none"> <li>Diagnoses different from a "normal newborn infant" given at discharge and within 2 days from delivery.</li> <li>Reason for at least 3 days hospitalisation within 1 week, between 8 and 180 days, and between 6 months and 1 year after delivery.</li> <li>Diagnoses reported during ambulatory medical visits during the first 6 months of life.</li> </ul> <p>In the last 2 categories URTI and respiratory infections are also included.</p>	
Notes	<p>Little information about characteristics and comparability of the exposed and unexposed cohorts. Outcomes used to assess the effectiveness of vaccination are in some way 'surrogate' and include only hospitalisation and ambulatory diagnoses. The first 2 weeks after vaccination should have been excluded from follow-up for the assessment of effectiveness in mothers.</p> <p>Government funded</p>	
<b>Risk of bias</b>		
<b>Bias</b>	<b>Authors' judgement</b>	<b>Support for judgement</b>
PCS/RCS - selection exposed cohort All outcomes	Unclear risk	Women were included in the study sample if they had received inactivated influenza vaccine within 6 months before delivery of an uncomplicated singleton pregnancy and were otherwise healthy, had at least 1 prenatal care visit at KSC, and their offspring had at least 1 clinic visit at KSC in their first year of life.
PCS/RCS - selection non-exposed cohort All outcomes	Unclear risk	A comparison group was selected by matching of maternal age at delivery, month of delivery, and type of insurance (patients with Medicaid or self insurance were excluded due to the small numbers in this clinic population). For each vaccinated woman, 3 to 5 (ratio 1:3.5) matching healthy women who met all the inclusion criteria but who had not received influenza vaccine during pregnancy were selected.
PCS/RCS - comparability All outcomes	Unclear risk	Matching
PCS/RCS - assessment of outcome All outcomes	Unclear risk	The potential protective effect of the vaccine was estimated by recording the occurrence of ARIs in vaccinated women from the time of receipt of influenza vaccine to delivery and in unvaccinated women for the equivalent period of time. Specifically, the occurrence of ARIs during the peak of the influenza sea-

**pca Munoz 2005** (Continued)

son was compared between the groups. Diagnostic codes for ARI included 079, 460-466, 470-478, 480-487.

Summary assessment	Unclear risk	Unclear
--------------------	--------------	---------

**pca Yamada 2012**

Methods	Questionnaire-based, retrospective cohort study performed at the 121 obstetrical facilities of Hokkaido (Japan)
Participants	All 121 obstetric facilities in Hokkaido were requested to deliver a 12-item questionnaire to all postpartum women who gave birth between 1 December 2009 and 31 May 2010 during their stay in obstetric facilities. About 1/3 of the women who delivered in Hokkaido during this time answered the questionnaire (n = 7535).
Interventions	Influenza vaccination during pregnancy. Out of the 7535 women who answered the questionnaire, 4921 received pandemic influenza vaccine. Among them, 2212 were also reported to have been vaccinated with seasonal vaccine. A further 270 (considered as unvaccinated) received seasonal vaccine only.
Outcomes	Influenza. Definition was not provided. All information was collected by means of a questionnaire, on which items about admission to the intensive care unit, intubation or ventilation, and diagnosis of influenza encephalopathy were also present.
Notes	Strongly biased Government funded

**Risk of bias**

Bias	Authors' judgement	Support for judgement
PCS/RCS - selection exposed cohort All outcomes	High risk	By interview
PCS/RCS - selection non-exposed cohort All outcomes	High risk	By interview
PCS/RCS - comparability All outcomes	High risk	No matching
PCS/RCS - assessment of outcome All outcomes	High risk	By interview
Summary assessment	High risk	High

**pcb Beau 2014**

Methods	Retrospective cohort study. Pregnancies ending between 21 October 2009 (the start of the vaccination campaign) and 30 November 2010 and that had started before 31 January 2010 identified using databases EFEMERIS (database including pregnant women) and CNAMTS (vaccination database): 1645
---------	---

**pcb Beau 2014** (Continued)

women exposed to A/H1N1 vaccine during pregnancy and 3290 randomly selected who did not receive A/H1N1 (matched for month and year of the start of pregnancy)

Participants	<p>Data about study population come from an extended database (EFEMERIS) collecting and linking information from 4 different sources:</p> <ul style="list-style-type: none"> <li>• CPAM (Caisse Primaire d'Assurance Maladie), the French Health Insurance System of Haute-Garonne (South West France): it records all the reimbursed drugs prescribed and dispensed to patients under general state coverage (classified according to the World Health Organization's Anatomical Therapeutic Chemical classification);</li> <li>• PMI (Protection Maternelle et Infantile), the Mother and Child Protection Center: it contains data about the health of both mother (maternal characteristics, some pathologies during pregnancy) and child (weight, size, Apgar score, neonatal pathologies, psychomotor development, congenital malformations) collected during the compulsory medical examinations at ages 8 days, 9 months and 2 years;</li> <li>• CDA (Centre de Diagnostic Anténatal), the Antenatal Diagnosis Center centralises data corresponding to all the occurrences of major and minor malformations in the maternities of the region where therapeutic termination has been considered (cause and date of termination);</li> <li>• PMSI (Programme de médicalisation des systèmes d'information), the French hospital medical information system provides the nature and date of termination (legal termination, stillbirth, and spontaneous abortion) from Toulouse University Hospital Center.</li> </ul> <p>EFEMERIS contains information about 58,171 mother-outcome pairs with women who delivered in Haute-Garonne between 1 July 2004 and 31 December 2010. For the present study, only pregnancies ending between 21 October 2009 (the start of the vaccination campaign) and 30 November 2010 (9 months after the vaccination centres had closed) and that had started before 31 January 2010 were considered (n = 12,120).</p> <p>For each mother-outcome pair exposed to A/H1N1 vaccine during pregnancy (n = 1645), 2 mother-outcome pairs were randomly selected from among individuals in the study population who did not receive A/H1N1 vaccine during pregnancy but who were matched for month and year of the start of pregnancy (n = 3290).</p>
Interventions	<p>Exposure to monovalent pandemic H1N1 vaccine during pregnancy. Vaccination centres were required to report A/H1N1 vaccinations to the French National Health Insurance Fund for Salaried Workers (Caisse Nationale de l'Assurance Maladie des Travailleurs Salariés; CNAMTS)</p> <p>Exposure was considered at any time during pregnancy. For neonatal pathologies, a subset of babies born from mothers who were immunised within the 3rd pregnancy trimester was also considered.</p> <p>Authors report that 93% of the exposed women received the non-adjuvanted Panenza (Sanofi Pasteur), but did not provide any further details.</p>
Outcomes	<ul style="list-style-type: none"> <li>• All-cause pregnancy loss: any loss occurring during pregnancy (legal and therapeutic termination, spontaneous abortion, stillbirth, and ectopic pregnancy).</li> <li>• Preterm delivery: birth before 259 days of amenorrhoea/37 completed weeks.</li> <li>• Small for gestational age: any singleton with a birth weight &lt; 2 standard deviations from the French reference weight mean, adjusted for gestational age and sex.</li> <li>• Neonatal pathologies (including respiratory distress, pneumothorax, neonatal jaundice, metabolic disorders, or sepsis): identified from the children's health certificates established on the 8th day, as recorded by the physician during medical consultation; these records provided little detail about the conditions.</li> </ul>
Notes	<p>Funding source - government</p> <p>"The EFEMERIS database was funded by the Agence Nationale de Sécurité du Médicament et des produits de santé (ANSM), the CNAMTS, the Mutuelle Générale de l'Éducation Nationale, the Clinical Research Hospital Program (PHRC) and the Unions régionales des Caisses d'Assurance Maladie. Additional funding has been received from the ANSM for the influenza medication study"</p>

**Risk of bias**

**pcb Beau 2014** (Continued)

Bias	Authors' judgement	Support for judgement
PCS/RCS - selection exposed cohort All outcomes	Low risk	The whole cohort of pregnant women between October 2009 and November 2010 was considered. Those who were vaccinated were the exposed cohort.
PCS/RCS - selection non-exposed cohort All outcomes	Low risk	Drawn from the same source as the exposed cohort
PCS/RCS - comparability All outcomes	Low risk	Possible confounding factors have been taken into account in data analysis (adjustment).
PCS/RCS - assessment of outcome All outcomes	Low risk	Secure records
<i>Summary assessment</i>	Low risk	Low risk of bias

**pcb Cantu 2013**

Methods	Retrospective cohort study. Pregnancy-related outcomes were observed retrospectively among vaccinated and non-vaccinated women who received prenatal care and delivered within Birmingham healthcare system in order to establish if vaccination could represent a risk factor.	
Participants	Women with singleton pregnancy during 2009-10 pandemic and 2010-11 season who had prenatal visit between October and end of December of each season at 1 of the 6 prenatal clinics in Birmingham, Alabama (USA) without suspected foetal abnormality. Altogether, 1094 vaccinated and 2010 non-vaccinated pregnant women were included.	
Interventions	<p>Vaccination with a pH1N1 virus containing vaccine (not further specified) at any time during pregnancy in pandemic season 2009/10 and in 2010 to 2011 epidemic. Participants immunised exclusively with TIV in 2009/10 season were excluded from the primary analysis.</p> <p>Vaccination status was ascertained through perinatal record system and vaccination logs. Women who were immunised outside of healthcare system were included if they were able to provide their vaccination date.</p>	
Outcomes	<p>The following outcomes were collected and recorded at the time of care at the centres.</p> <ul style="list-style-type: none"> <li>• Primary composite outcome: includes miscarriage, stillbirth, preterm birth &lt; 37 weeks, and neonatal demise</li> <li>• Miscarriage: defined as delivery prior to 20 weeks</li> <li>• Preterm birth (&lt; 37 weeks)</li> <li>• Birth weight &lt; 2500 g</li> <li>• Neonatal demise (20 weeks)</li> <li>• Stillbirth: defined as delivery of a non-viable foetus at or after 20 weeks</li> <li>• Pre-eclampsia</li> <li>• Small for gestational age: foetal growth less than the 10th percentile</li> <li>• Neonatal intensive care unit admission</li> <li>• Length of maternal stay</li> <li>• Antiviral (oseltamivir) therapy</li> </ul>	
Notes	Funding source - government	

**pcb Cantu 2013** (Continued)

Results and effect estimates are provided for both seasons pooled.

Study population was limited to women with prenatal visit in the early flu season between 1 October and 31 December each year, when the vast majority of vaccines were given in order to assure that vaccinated and unvaccinated groups had similar exposure periods and avoid potential bias.

**Risk of bias**

Bias	Authors' judgement	Support for judgement
PCS/RCS - selection exposed cohort All outcomes	Low risk	Representative of a pregnant women population belonging to the Birmingham healthcare system
PCS/RCS - selection non-exposed cohort All outcomes	Low risk	Drawn from the same population as the exposed cohort
PCS/RCS - comparability All outcomes	Low risk	Possible confounders have been taken into account.
PCS/RCS - assessment of outcome All outcomes	Low risk	Secure record
<i>Summary assessment</i>	Low risk	Low risk of bias

**pcb Chambers 2013**

Methods	Prospective cohort study. The study has been carried out within the Organization of Teratology Information Specialists (OTIS) Research Group studies, whose aim is to evaluate the occurrence of pregnancy outcomes following an exposure to a medication or vaccine administered during pregnancy. OTIS services are located in academic institutions or hospitals throughout the US and Canada and provide counselling to about 70,000 callers annually who present with questions about the risks of exposures in pregnancy. Among these women, exposed and not exposed (comparison group) to the agent of interest are included in the study. In the present pH1N1 vaccine study, participants were enrolled between October 2009 and April 2012 and were exposed or not exposed to either the monovalent (2009–10 season) or trivalent (2009–12 seasons) pH1N1 vaccine in 1 of 3 influenza seasons. Information about exposure and outcomes of exposed and unexposed cohort were assessed by means of phone questionnaires.
Participants	841 pregnant women exposed to a pH1N-containing vaccine  191 not exposed pregnant women
Interventions	Information about vaccine type, date of vaccination, and medical setting where immunisation took place are present in the OTIS questionnaires. Participants were further asked to verify provided information on their vaccination record (when available) or to give permission to contact the participant's provider to obtain this information. In cases where the vaccine was given in a non-traditional setting, an attempt was made to determine the specific product used and the date and location of vaccine administration.  The timing of vaccine exposure was divided into 4 categories: <ul style="list-style-type: none"> <li>• the 2 weeks between last menstruation period and date of conception;</li> <li>• from conception to 13 weeks' gestation;</li> <li>• &gt; 13 to 26 weeks' gestation;</li> <li>• &gt; 26 weeks' gestation.</li> </ul>

**pcb Chambers 2013** (Continued)

In the 2009–10 season, some women received the 2009–10 seasonal vaccine (not containing the pH1N1 strain) prior to the pH1N1 monovalent vaccine becoming available, and were subsequently vaccinated with the monovalent pH1N1 vaccine. These women were classified as pH1N1 vaccine exposed; however, previous receipt of the non-pandemic vaccine was considered a covariate.

The comparison group consisted of women who received no influenza vaccine of any type throughout their pregnancy. Vaccines were monovalent pH1N1 (unspecified) in 2009-10, and pH1N1-containing TIV in 2010-11 and 2011-12.

**Outcomes**

Outcomes were collected in the OTIS questionnaire (maternal interview) and medical records obtained from obstetrician, paediatrician, and delivery hospital. Ultrasound dating was used to correct gestational weeks as necessary using a standard algorithm, or if the LMP was unknown. The following definitions were used:

- Spontaneous abortion: defined as spontaneous pregnancy loss at < 20 gestational weeks
- Preterm delivery: delivery at < 37 completed gestational weeks
- Small for gestational age: defined as < 10th centile for sex and gestational age in live-born infants using standard US growth charts for full and preterm infants
- Still birth
- Termination
- Major and minor birth defects

Analysis for the first 3 outcomes was performed considering timing of exposure. Crude and adjusted HH or OR estimate is provided, other than crude data.

**Notes**

Funding source - government

This project has been funded in whole or in part with Federal funds from the Office of the Assistant Secretary for Preparedness and Response, Biomedical Advanced Research and Development Authority, Department of Health and Human Services, under Contract No. HHS0100201000029C and the OTIS Collaborative Research Group.

**Risk of bias**

<b>Bias</b>	<b>Authors' judgement</b>	<b>Support for judgement</b>
PCS/RCS - selection exposed cohort All outcomes	Low risk	Quite a representative sample of pregnant women enrolled in the OTIS registers
PCS/RCS - selection non-exposed cohort All outcomes	Low risk	Drawn from the same source as the exposed cohort
PCS/RCS - comparability All outcomes	Unclear risk	Possible confounding factors have been taken into account.
PCS/RCS - assessment of outcome All outcomes	Low risk	Secure records
<i>Summary assessment</i>	Low risk	Low risk of bias



**pcb Cleary 2014**

Methods	Cohort study. At the time of 2009-10 pandemic, the monovalent pH1N1 was offered to pregnant women and other at-risk groups by the Health Service Executive. Pregnancy outcomes were evaluated in women vaccinated during pregnancy and those not vaccinated during pregnancy.
Participants	<p>Women who delivered at the Coombe Women and Infants University Hospital (Dublin) between December 2009 and September 2010 and who reported having been vaccinated (n = 2996).</p> <p>The control consists of women who delivered during the same time interval at the same hospital but who reported not having received influenza vaccination (n = 3898).</p> <p>A second historical control group includes all women who delivered during a time interval (December 2008 to September 2009) before the mass vaccination and the main wave of the 2009-10 pandemic (n = 7044, not considered for the analysis).</p>
Interventions	<p>Vaccine exposure was ascertained by means of the delivery suite admission form, which contained the following questions:</p> <ol style="list-style-type: none"> <li>1. H1N1 vaccine this pregnancy (Y/N)</li> <li>2. When given (I; II, III trimester)</li> <li>3. Vaccine used? (Celvapan 1 to 2 doses, Pandremix, unknown)</li> </ol> <p>Any exposure at any time during pregnancy is considered for analysis purposes.</p>
Outcomes	<p>Data on maternal characteristics, medical and obstetric history recorded at the antenatal booking interview, and perinatal outcomes recorded in the delivery suite and neonatal intensive care unit were extracted from electronic hospital records.</p> <ul style="list-style-type: none"> <li>• Preterm birth &lt; 37 weeks</li> <li>• Spontaneous birth &lt; 37 weeks</li> <li>• Very preterm birth &lt; 32 weeks</li> <li>• Spontaneous birth &lt; 32 weeks</li> <li>• Small for gestational age: birth weight determined to be less than the 10th centile customised for maternal weight, height, gestation, and infant sex, age</li> <li>• Apgar score &lt; 3 at 1 min</li> <li>• Apgar score &lt; 7 at 5 min</li> <li>• Admitted to neonatal unit</li> <li>• Congenital anomaly: ascertained from electronic records of any anomalies identified by midwifery or paediatric staff on the delivery suite or from congenital anomaly, body system or discharge diagnoses fields in the neonatal unit electronic discharge records</li> <li>• Perinatal death (within 7 days of life)</li> </ul>
Notes	<p>Funding source - government</p> <p>BC was funded by the charity Friends of the Coombe and the School of Pharmacy, Royal College of Surgeons in Ireland.</p> <p>Exposure: about 56.5% of vaccinated women reported having received Celvapan (not adjuvanted), 23% Pandremix (AS03 adjuvanted), and 20% were unsure about the specific vaccine used.</p>

**Risk of bias**

Bias	Authors' judgement	Support for judgement
PCS/RCS - selection exposed cohort All outcomes	Low risk	All women who delivered at the Coombe Women and Infants University Hospital between December 2009 and September 2010 and received influenza vaccine during pregnancy
PCS/RCS - selection non-exposed cohort	Low risk	Drawn from the same source as the exposed cohort

**pcb Cleary 2014** (Continued)

All outcomes

PCS/RCS - comparability All outcomes	Low risk	Characteristics that differ significantly between exposed and not exposed group have been taken into account for effect measure calculation.
PCS/RCS - assessment of outcome All outcomes	Low risk	Hospital records
<i>Summary assessment</i>	Low risk	Low risk of bias

**pcb Deinard 1981**

Methods	Prospective cohort study assessing the safety of monovalent A/NJ/8/76 vaccine administration during pregnancy	
Participants	Pregnant women enrolled at several obstetric clinics (Minneapolis) on the occasion of a prenatal visit (n = 706)	
Interventions	Flu vaccine containing A/NewJersey/8/76 (split- or whole-virus formulation) administered during the first, second, or third pregnancy trimester. Vaccine was administered to 189 women, whereas 517 acted as unvaccinated controls.	
Outcomes	<ul style="list-style-type: none"> <li>Local and systemic reactions observed and reported after vaccine administration (only the vaccinated assessed by questionnaire).</li> <li>Pregnancy outcomes: maternal mortality, elective abortion, spontaneous abortion, stillbirth, premature live birth.</li> <li>Infant outcomes: deaths, major or minor congenital anomalies, abnormalities during the first 8 days of life.</li> </ul>	
Notes	This study should have been performed without external/private/industry funding.  Government funded	

**Risk of bias**

Bias	Authors' judgement	Support for judgement
PCS/RCS - selection exposed cohort All outcomes	High risk	
PCS/RCS - selection non-exposed cohort All outcomes	High risk	
PCS/RCS - comparability All outcomes	High risk	
PCS/RCS - assessment of outcome All outcomes	High risk	
<i>Summary assessment</i>	High risk	

**pcb Dodds 2012**

Methods	Retrospective cohort study
Participants	Women who delivered a live or stillborn baby (> 500 g, singleton, > 20 weeks' gestation) at the IWK Clinical Centre (Halifax, Nova Scotia) between 1 April 2006 and 31 October 2009. In all, 9781 were included.
Interventions	TIV seasonal vaccine (not otherwise specified). Women delivering at the IWK were asked whether or not they had received the influenza vaccine. This information was then further verified by using a specific database. Out of the 9781 included participants, 1957 received the vaccine.
Outcomes	<p>The information collected on influenza vaccination was linked to data from the Nova Scotia Atlee Perinatal Database (NSAPD, a population-based database containing detailed clinical and demographic information for all deliveries in the province) to determine the characteristics of the cohort and the neonatal outcomes. The database includes live births and stillbirths born at a gestational age of at least 20 weeks or having a birth weight of at least 500 g, as well as extensive data on demographics, behaviour and lifestyle, labour and birth, and maternal and neonatal diseases and procedures. The following outcomes were considered:</p> <ul style="list-style-type: none"> <li>• Small for gestational age (<math>\leq</math> 10th percentile)</li> <li>• Low birth weight (<math>\leq</math> 2500 g)</li> <li>• Term low birth weight</li> <li>• Preterm birth (&lt; 37 weeks)</li> </ul> <p>Composite outcome</p>
Notes	<p>Funding source - government</p> <p>This study was funded by grants from the IWK Health Centre and from the Atlee Foundation of the Department of Obstetrics and Gynecology, Dalhousie University.</p> <p>Data were provided pooled for all 3 seasons and cover the entire years. Data for the time between 1 April 2007 and 31 December 2007 were missed.</p>

**Risk of bias**

Bias	Authors' judgement	Support for judgement
PCS/RCS - selection exposed cohort All outcomes	Low risk	About half of deliveries in the region occur in the study health centre.
PCS/RCS - selection non-exposed cohort All outcomes	Low risk	From the same source as exposed
PCS/RCS - comparability All outcomes	Unclear risk	It seems that not all possible confounding factors have been taken into account for calculation of adjusted estimate (only smoking habits Y/N). Only those modifying point estimate by > 5% were included.
PCS/RCS - assessment of outcome All outcomes	Low risk	Medical database records
<i>Summary assessment</i>	Unclear risk	Unclear risk of bias

**pcb Fell 2012**

Methods	Retrospective cohort assessing the safety of pandemic monovalent H1N1 vaccine in pregnant women, using Ontario's birth record database
Participants	Women with singleton birth in 2009 to 2010 season (n = 55,570)
Interventions	Monovalent pandemic H1N1 influenza vaccine. In all, 23,340 pregnant women were also immunised with seasonal vaccine.
Outcomes	Frequency of neonatal outcomes in newborns: <ul style="list-style-type: none"> <li>• Preterm birth (&lt; 37 weeks or &lt; 32 weeks)</li> <li>• Small for gestational age (below 10th or 3rd percentile)</li> <li>• 5-minute Apgar score below 7</li> <li>• Foetal death</li> </ul>
Notes	"This study was funded by the Canadian Institutes of Health Research (grant 218653)"

**Risk of bias**

Bias	Authors' judgement	Support for judgement
PCS/RCS - selection exposed cohort All outcomes	Low risk	
PCS/RCS - selection non-exposed cohort All outcomes	Low risk	
PCS/RCS - comparability All outcomes	High risk	
PCS/RCS - assessment of outcome All outcomes	Low risk	
<i>Summary assessment</i>	High risk	

**pcb Heikkinen 2012**

Methods	Prospective cohort study assessing the safety of pandemic MF-59 adjuvanted influenza vaccine (Focetria) during pregnancy
Participants	Pregnant women recruited in midwife practices and hospitals in the Netherlands (n = 4281), Argentina (n = 239), and Italy (n = 9). Altogether, 4508 pregnant women were included: 2295 were vaccinated and 2213 were not immunised. There were 4522 live births and 18 intrauterine deaths (2310 born from vaccinated and 2213 from unvaccinated mothers). 3 months' follow-up data were available for 4385 babies.
Interventions	Monovalent pandemic H1N1, MF-59 adjuvanted flu vaccine Focetria (Novartis Vaccine and Diagnostics, Cambridge, MA, USA). Among the 2295 vaccinated pregnant women, 1724 received 2 doses, 571 received 1 dose.
Outcomes	<ul style="list-style-type: none"> <li>• Gestational diabetes</li> <li>• Pre-eclampsia</li> </ul>

**pcb Heikkinen 2012** (Continued)

- Spontaneous abortion
- Stillbirth
- Live birth
- Low birth weight
- Preterm birth
- Neonatal death
- Congenital malformation

Notes "This study was supported by Novartis Vaccines and Diagnostics"

**Risk of bias**

Bias	Authors' judgement	Support for judgement
PCS/RCS - selection exposed cohort All outcomes	Unclear risk	Unclear
PCS/RCS - selection non-exposed cohort All outcomes	Unclear risk	Unclear
PCS/RCS - comparability All outcomes	High risk	
PCS/RCS - assessment of outcome All outcomes	Low risk	
<i>Summary assessment</i>	High risk	Unclear

**pcb Häberg 2013**

Methods Cohort study assessing the risk of neonatal death following exposure to pandemic monovalent H1N1 influenza vaccine or influenza virus during pregnancy

Participants A total of 113,331 pregnant women

Interventions Immunisation with pandemic monovalent H1N1 adjuvanted influenza vaccine Pandemrix (GSK) or Celvapan (not adjuvanted)

Outcomes Foetal death

Notes Government funded

**Risk of bias**

Bias	Authors' judgement	Support for judgement
PCS/RCS - selection exposed cohort All outcomes	Unclear risk	Data link
PCS/RCS - selection non-exposed cohort	Unclear risk	Data link

**pcb Häberg 2013** (Continued)

All outcomes

PCS/RCS - comparability All outcomes	Unclear risk	Multivariate model
PCS/RCS - assessment of outcome All outcomes	Unclear risk	Data link
<i>Summary assessment</i>	Unclear risk	Unclear risk of bias

**pcb Källén 2012**

Methods	Retrospective cohort study assessing the effect on newborn outcomes of pandemic squalene adjuvanted H1N1 vaccine
Participants	The total number of vaccinated women was 18,612 having 18,844 infants (vaccination group, pandemic H1N1 Pandemrix). These women were compared with 136,914 women having 138,931 infants who gave birth after September 2009 and before the end of 2010 (non-vaccinated group) and with 83,298 women having 84,484 infants who gave birth in the year 2009 before October (pre-vaccination group).
Interventions	Pandemrix (GlaxoSmithKline; Brentford, Middlesex, UK) containing inactivated split influenza virus A/California/07/2009, squalene adjuvant and thiomersal preservative
Outcomes	<ul style="list-style-type: none"> <li>• Stillbirth</li> <li>• Preterm birth</li> <li>• Low birth weight</li> <li>• Small for gestational age</li> <li>• Congenital malformations</li> </ul>
Notes	"No specific funding was obtained for this study"

**Risk of bias**

Bias	Authors' judgement	Support for judgement
PCS/RCS - selection exposed cohort All outcomes	Unclear risk	Unclear
PCS/RCS - selection non-exposed cohort All outcomes	Unclear risk	Unclear
PCS/RCS - comparability All outcomes	High risk	
PCS/RCS - assessment of outcome All outcomes	Unclear risk	Unclear
<i>Summary assessment</i>	High risk	

**pcb Launay 2012**

Methods	Prospective cohort study assessing the effect of immunisation with pandemic monovalent vaccine during pregnancy
Participants	Pregnant women (n = 877) between 12 and 35 weeks of gestation, aged at least 18 years, who were not vaccinated or infected
Interventions	Immunisation with pandemic monovalent influenza vaccine
Outcomes	Delivery before the 37th gestational week, birth weight, death before or during labour
Notes	Government funded

**Risk of bias**

Bias	Authors' judgement	Support for judgement
PCS/RCS - selection exposed cohort All outcomes	Low risk	Low
PCS/RCS - selection non-exposed cohort All outcomes	Low risk	Low
PCS/RCS - comparability All outcomes	Unclear risk	No information was given about possible confounders
PCS/RCS - assessment of outcome All outcomes	Unclear risk	Unclear
<i>Summary assessment</i>	Unclear risk	Unclear

**pcb Lin 2012**

Methods	Retrospective cohort study
Participants	A total of 396 pregnant Taiwanese women were included in the study, of which 198 received influenza vaccine during pregnancy
Interventions	Monovalent H1N1 unadjuvanted, inactivated, split-virus vaccine AdimFlu-S (Adimmune Corporation; Taichung, Taiwan) containing 15 g of New York Medical College X-179A reassortant of the A/California/7/2009 (H1N1)-like strain in 0.5 mL dose
Outcomes	Systemic and local adverse events in vaccinated mothers  In newborns: <ul style="list-style-type: none"> <li>• Hyperbilirubinaemia</li> <li>• Contact dermatitis</li> <li>• Upper respiratory tract infection</li> <li>• Seborrhoeic dermatitis</li> <li>• Respiratory distress</li> </ul>
Notes	Government funded

**pcb Lin 2012** (Continued)

**Risk of bias**

Bias	Authors' judgement	Support for judgement
PCS/RCS - selection exposed cohort All outcomes	Unclear risk	Unclear
PCS/RCS - selection non-exposed cohort All outcomes	Unclear risk	Unclear
PCS/RCS - comparability All outcomes	High risk	
PCS/RCS - assessment of outcome All outcomes	Low risk	Medical records
<i>Summary assessment</i>	High risk	

**pcb Louik 2013**

Methods	Retrospective cohort study. The effect of immunisation with an influenza vaccine containing pH1N1 during pregnancy on preterm birth was assessed comparing vaccinated and non-vaccinated women.
Participants	Study population belonged to those enrolled in a large surveillance-based, case-control study carried out by the Slone Epidemiology Center at Boston University. Children-cases with major structural defects were identified from participating hospitals in the areas surrounding Philadelphia and San Diego as well as by means of birth defect registries in New York State and Massachusetts. Controls were normal-formed infants randomly selected within the same study hospitals. For the purposes of the present study, only mothers of controls (without malformations) who delivered during the 2009-10 and 2010-11 seasons are included. Only mothers of singleton, live-born infants, who were immunised not after the 37th gestation week, were included. Altogether, 951 women were included, 378 of whom received influenza vaccine.
Interventions	Exposure to a pH1N1-containing vaccine during pregnancy within the seasons 2009-10 and 2010-11. Exposure was ascertained by means of a computer-assisted phone interview administered 6 months after delivery and eventually verified by examining the vaccination records. A woman was considered exposed if she had received a pH1N1-containing vaccination. Time of exposure was considered within 1st trimester (until 14th gestation week), 2nd trimester (gestation weeks 15 to 28), and 3rd trimester (from week 29 through delivery). Women whose reported time of exposure could not be attributed to 1 of the trimesters were excluded. Not-exposed participants should have last menstrual date within the range of last menstrual date reported by exposed participants.
Outcomes	Preterm delivery: defined as delivery at gestational age less than 37 weeks
Notes	<p>Funding source - industry</p> <p>Drs Louik, Chambers, Jones, Schatz, and Mitchell and Mr Kerr receive research support from Novartis Vaccines and Diagnostics (NVD) for an unrelated study of a meningitis vaccine. Dr Mitchell serves as a member of an advisory committee for a pregnancy registry for a multiple sclerosis agent conducted by Biogen-Idec and as an unpaid consultant to NVD on matters unrelated to influenza vaccines. Drs Chambers and Jones receive support from GlaxoSmithKline Bio for an unrelated study of human papilloma virus vaccine. Drs Chambers and Jones receive support for unrelated research projects from various pharmaceutical companies: Abbott, Amgen, Bristol-Myers Squibb, GlaxoSmithKline, Parr, Pfizer, Janssen, Roche Genentech, Sanofi Genzyme, Sandoz, and Teva. Dr Schatz has received research sup-</p>



**pcb Louik 2013** (Continued)

port for projects unrelated to the current study from Aerocrine, Genentech, GlaxoSmithKline, MedImmune, and Merck. Dr Schatz is also a research consultant on subjects unrelated to the current study for Amgen, Boston Scientific, and GlaxoSmithKline. Ms Pyo and Dr Ahrens have no conflicts to disclose.

**Risk of bias**

Bias	Authors' judgement	Support for judgement
PCS/RCS - selection exposed cohort All outcomes	Unclear risk	Cohort consists of the control population of case-control studies in which case population is represented by mothers of children born with major defects.
PCS/RCS - selection non-exposed cohort All outcomes	Low risk	Drawn from the same source as the exposed one
PCS/RCS - comparability All outcomes	Low risk	Taken into account
PCS/RCS - assessment of outcome All outcomes	Low risk	Secure records
<i>Summary assessment</i>	Unclear risk	Unclear risk of bias

**pcb Ludvigsson 2013**

Methods	Retrospective cohort study. Pregnancy outcomes were compared between women exposed to Pandemrix (monovalent H1N1 pandemic-AS03-adjuvanted influenza vaccine) during pregnancy and non-exposed women.
Participants	All live-born single infants in Stockholm County (conceived between February 2009 and January 2010, n = 21,087)
Interventions	<p>Exposure to 1 dose of monovalent pH1N1-AS03-adjuvanted influenza vaccine (Pandemrix) at any time during the pregnancy before the 36th week. Records of vaccination are available from Vaccinera database (vaccination campaign was performed between October 2009 and April 2010, thus about 90% of the doses were administered before end of 2009). In total, 13,297 women were vaccinated against H1N1 during pregnancy before the 36th week. The non-exposed hemi-cohort consisted of women who did not receive influenza vaccination during pregnancy or who were immunised after the 36th week (n = 7790).</p> <p>Different times of exposure during pregnancy (1st or 2nd - 3rd trimester) were also considered for analysis.</p>
Outcomes	<p>Data about pregnancy outcomes were available in the Obstetrix database, in which information from the 1st antenatal visits (8 to 12 gestation weeks) until discharge are collected. For each participant a record is available that can be identified by means of a unique identifier (PIN), which permitted the link between Obstetrix data and those recorded in other archives (Vaccinera among others).</p> <ul style="list-style-type: none"> <li>• Birth weight &lt; 2500 g</li> <li>• Gestational duration &lt; 37 weeks</li> <li>• Small for gestational age</li> <li>• Apgar score at 5 min &lt; 7</li> <li>• Caesarean section</li> </ul>

**pcb Ludvigsson 2013** (Continued)

Notes Funding source - government

This project was supported by grants from the Swedish Research Council (Medicine), and the Swedish Council for Working Life and Social Research (FAS). JFL was funded by the Swedish Research Council (Medicine), OS was funded by the Swedish Society of Medicine. LR was partially supported by grants from the Compagnia san Paolo/Firms and the Italian Association for Cancer Research.

**Risk of bias**

Bias	Authors' judgement	Support for judgement
PCS/RCS - selection exposed cohort All outcomes	Low risk	The whole birth cohort of infants conceived between February 2009 and January 2010 in Stockholm, Sweden, whose mother received the influenza vaccine during pregnancy
PCS/RCS - selection non-exposed cohort All outcomes	Low risk	The whole birth cohort of infants conceived between February 2009 and January 2010 in Stockholm, Sweden, whose mother did not receive influenza vaccine during pregnancy
PCS/RCS - comparability All outcomes	Unclear risk	All possible confounders have been taken into account.
PCS/RCS - assessment of outcome All outcomes	Low risk	Secure records
<i>Summary assessment</i>	Unclear risk	Unclear risk of bias

**pcb Nordin 2013**

Methods	Retrospective cohort study based on data from Vaccine Safety Datalink
Participants	Pregnant women aged between 14 and 49 years (n = 223,898) identified in the Vaccine Safety Datalink, who were pregnant between 1 June 2002 and 31 July 2009
Interventions	Immunisation with inactivated trivalent influenza vaccine
Outcomes	Demyelinating diseases, neurological events, thrombocytopenia within 42 days after immunisation
Notes	Government funded

**Risk of bias**

Bias	Authors' judgement	Support for judgement
PCS/RCS - selection exposed cohort All outcomes	Unclear risk	KP registry
PCS/RCS - selection non-exposed cohort All outcomes	Unclear risk	KP registry
PCS/RCS - comparability All outcomes	Unclear risk	Matched analysis

**pcb Nordin 2013** (Continued)

PCS/RCS - assessment of outcome All outcomes	Unclear risk	KP registry
<i>Summary assessment</i>	Unclear risk	Unclear

**pcb Nordin 2014**

Methods	Retrospective cohort study. Data from 7 Vaccine Safety Datalink sites
Participants	In all, 57,554 women vaccinated and 57,554 matched women not vaccinated during pregnancy introduced in data analysis.
Interventions	Seasonal trivalent inactivated vaccine. Epidemic seasons 2004-05, 2005-06, 2006-07, 2007-08, 2008-09 were considered.
Outcomes	<ul style="list-style-type: none"> <li>• Small for gestational age (&lt; 10th or &gt; 5th percentile)</li> <li>• Preterm delivery (&lt; 37 weeks or &lt; 34 weeks)</li> </ul>
Notes	Founding source - government  Data and estimate are pooled for all seasons. This is part of the population of the <a href="#">pcb Nordin 2013</a> study.

**Risk of bias**

Bias	Authors' judgement	Support for judgement
PCS/RCS - selection exposed cohort All outcomes	Unclear risk	KP registry
PCS/RCS - selection non-exposed cohort All outcomes	Unclear risk	KP registry
PCS/RCS - comparability All outcomes	Unclear risk	Matched analysis
PCS/RCS - assessment of outcome All outcomes	Unclear risk	KP registry
<i>Summary assessment</i>	Unclear risk	Unclear risk of bias

**pcb Omer 2011**

Methods	Retrospective cohort study based on data from the Georgia Pregnancy Risk Assessment Monitoring System (PRAMS)
Participants	In all, 4168 pregnant women were included during 2 consecutive epidemic seasons (2004 to 2005 and 2005 to 2006), of whom 578 received influenza vaccination.

**pcb Omer 2011** (Continued)

Interventions	Influenza vaccination during pregnancy
Outcomes	Small for gestational age and preterm births. Periods with different viral circulation were considered in the analysis.
Notes	"The study was partially funded through the Emory University, Global Health Institute Faculty of Distinction Fund award (recipient: SBO). The funders had no role in study design, data collection and analysis, decision to publish, or preparation of the manuscript"  Government funded

**Risk of bias**

Bias	Authors' judgement	Support for judgement
PCS/RCS - selection exposed cohort All outcomes	Unclear risk	Unclear
PCS/RCS - selection non-exposed cohort All outcomes	Unclear risk	Unclear
PCS/RCS - comparability All outcomes	Unclear risk	Unclear
PCS/RCS - assessment of outcome All outcomes	High risk	Interview
<i>Summary assessment</i>	Unclear risk	Unclear

**pcb Oppermann 2012**

Methods	Prospective cohort study based on data from the Institute for Clinical Teratology and Drug Risk Assessment in Pregnancy (D) carried out during the 2009 to 2010 pandemic
Participants	Pregnant women who received consultation regarding reproductive safety of medical products, planned pregnancy, and lactation from the Institute for Clinical Teratology and Drug Risk Assessment. Out of the initial population (n = 16,788), 323 participants received influenza vaccine and completed the follow-up. A randomly selected group of 1329 non-vaccinated women formed the control group.
Interventions	<ul style="list-style-type: none"> <li>• Non-adjuvanted split-virion vaccine CSL H1N1 Pandemic Influenza Vaccine (CSL Biotherapies) approved by the responsible national authority (Paul-Ehrlich-Institut) in November 2009 exclusively for the vaccination of pregnant women (216/323).</li> <li>• MF59-adjuvanted monovalent H1N1 vaccine (2/32).</li> <li>• Pandemrix (GlaxoSmithKline) AS03-adjuvanted monovalent split-virion influenza vaccine (90/323).</li> <li>• Unknown vaccine (15/323).</li> </ul>
Outcomes	Abortion, preterm birth, malformations
Notes	"This study was supported by the German Federal Institute for Vaccines and Biomedicines (Paul-Ehrlich-Institut), Langen, Germany"

**Risk of bias**

**pcb Oppermann 2012** (Continued)

<b>Bias</b>	<b>Authors' judgement</b>	<b>Support for judgement</b>
PCS/RCS - selection exposed cohort All outcomes	Unclear risk	Unclear
PCS/RCS - selection non-exposed cohort All outcomes	Unclear risk	Unclear
PCS/RCS - comparability All outcomes	Unclear risk	Unclear
PCS/RCS - assessment of outcome All outcomes	Low risk	Low
<i>Summary assessment</i>	Unclear risk	Unclear

**pcb Pasternak 2012**

Methods	Retrospective cohort study assessing the safety of pandemic H1N1 vaccination
Participants	Danish women who were pregnant during the time interval between November 2009 and September 2010 (n = 58,585). Of these, 7062 received influenza vaccine.
Interventions	Monovalent, inactivated, AS03-adjuvanted split-virion influenza A (H1N1) pdm09 vaccine (Pandemrix, Glaxosmithkline Biologicals)
Outcomes	Abortion cases (retained or spontaneous)
Notes	Government funded

**Risk of bias**

<b>Bias</b>	<b>Authors' judgement</b>	<b>Support for judgement</b>
PCS/RCS - selection exposed cohort All outcomes	Low risk	
PCS/RCS - selection non-exposed cohort All outcomes	Low risk	
PCS/RCS - comparability All outcomes	High risk	
PCS/RCS - assessment of outcome All outcomes	Low risk	
<i>Summary assessment</i>	Unclear risk	Unclear

**pcb Richards 2013**

Methods	Retrospective cohort study assessing the effect of pandemic H1N1 immunisation during pregnancy on neonatal outcomes
Participants	Eligible pregnant women were identified by means of electronic medical records from Kaiser Permanente (KP) managed care organisation sites in Georgia and mid-Atlantic states. A total of 3327 third-trimester live births to 3236 mothers between 25 May 2009 and 17 April 2010 were included.
Interventions	Immunisation with H1N1 pandemic vaccine
Outcomes	Preterm birth (27 to 36 weeks), low birth weight
Notes	Government funded

**Risk of bias**

Bias	Authors' judgement	Support for judgement
PCS/RCS - selection exposed cohort All outcomes	Unclear risk	KP registry
PCS/RCS - selection non-exposed cohort All outcomes	Unclear risk	KP registry
PCS/RCS - comparability All outcomes	High risk	Possible residual confounding
PCS/RCS - assessment of outcome All outcomes	Low risk	Low
<i>Summary assessment</i>	Unclear risk	Unclear

**pcb Rubinstein 2013**

Methods	Cohort study
Participants	Women with live-born or stillborn infants of at least 22 weeks or weighing at least 500 g between September 2010 and May 2011 in 49 hospitals of the Public Health Sector in major Argentinian cities were invited to participate in the study.
Interventions	<p>MF-59 adjuvanted pandemic H1N1 vaccine (Focetria). Information about exposure status and vaccination were obtained from documentation and official registry: vaccination chart, hospital vaccine registries, or centralised registry from the Ministry of Health if available.</p> <p>The non-exposed group consisted of non-vaccinated pregnant women. In total, 7293 vaccinated and 23,195 not vaccinated pregnant women were included.</p>
Outcomes	After participants had signed informed consent form, data from the medical record regarding maternal characteristics, evolution of the index pregnancy and delivery, and status of the newborn were extracted. Participants then completed a brief survey to complement the information. Authors collected data on both mothers and newborns up to day 7 after delivery. For cases discharged before day 7, participants were contacted by telephone at day 7 to check their health status. During the data collection period, a supervisory team visited the participating hospitals weekly to collect and check completion of

**pcb Rubinstein 2013** (Continued)

the forms and to check the quality of the information by reviewing the birth record and clinical record. 2 field supervisors reviewed all forms before information was entered into the database. The following outcomes were considered:

- Preterm delivery (< 37 weeks): defined as a newborn with a gestational age of less than 37 weeks according to physical examination at birth.
- Low birth weight (< 2500 g): newborn weighing less than 2500 g.
- Very low birth weight (< 1500 g): newborn weighing less than 1500 g.
- Congenital malformations: defined as a newborn presenting with alterations in anatomical development occurring during intrauterine life and diagnosed during gestation or by physical examination within the first 7 days after birth.
- Early neonatal mortality: defined as death of a newborn within 7 days after birth, foetal mortality as intrauterine death of the foetus in a pregnancy over 22 weeks, and perinatal mortality as early neonatal mortality plus foetal mortality.
- Low Apgar scores at 5 minutes: defined as a newborn presenting with an Apgar score of less than 7 at 5 minutes.
- Admission to neonatal intensive care: defined as admission of a newborn to the intensive care unit for a period longer than 48 hours.

Notes	<p>Funding source - industry</p> <p>This study was funded by an independent research grant from Novartis Argentina SA (Internal Protocol No V111_17TP. 2010). The investigators designed and conducted the study; performed the analysis and interpretation of the data; and are responsible for the results, conclusions, and recommendations.</p> <p>Sensitivity analysis was performed by excluding those participants for whom vaccination records were not available.</p>
-------	--

**Risk of bias**

Bias	Authors' judgement	Support for judgement
PCS/RCS - selection exposed cohort All outcomes	Low risk	The study was performed in 49 public hospitals where about 113,000 deliveries occur annually (about 15% of overall annual live births in Argentina). This is a somewhat representative sample of newborn populations.
PCS/RCS - selection non-exposed cohort All outcomes	Low risk	Drawn from the same population as the exposed cohort
PCS/RCS - comparability All outcomes	Low risk	Possible confounding factors have been taken into account.
PCS/RCS - assessment of outcome All outcomes	Low risk	Hospital medical records
<i>Summary assessment</i>	Low risk	Low risk of bias

**pcb Sheffield 2012**

Methods	Retrospective cohort study assessing the safety of seasonal influenza vaccination administered during pregnancy, covering 5 subsequent epidemic seasons (from 2003 to 2004 to 2007 to 2008)
---------	---

**pcb Sheffield 2012** (Continued)

Participants	Women who delivered and received prenatal care at the Southwestern Medical Center of University of Texas and Parkland Health & Hospital System, Dallas, Texas. In all, 8690 were vaccinated and 76,153 acted as unvaccinated controls.
Interventions	Seasonal influenza vaccination was offered to pregnant women from October through March in each season.
Outcomes	<ul style="list-style-type: none"> <li>• Estimated gestational age</li> <li>• Birth weight</li> <li>• Major malformations*</li> <li>• Stillbirth*</li> <li>• NICU admission*</li> <li>• Neonatal death</li> <li>• Neonatal pneumonia*</li> <li>• Hyperbilirubinaemia</li> </ul> <p>*For these outcomes the authors provided effect estimates considering the trimester of administration.</p>
Notes	<p>This study should have been performed without external/private/industry funding.</p> <p>Government funded</p>

**Risk of bias**

Bias	Authors' judgement	Support for judgement
PCS/RCS - selection exposed cohort All outcomes	Unclear risk	Unclear
PCS/RCS - selection non-exposed cohort All outcomes	Unclear risk	Unclear
PCS/RCS - comparability All outcomes	High risk	
PCS/RCS - assessment of outcome All outcomes	Unclear risk	Unclear
<i>Summary assessment</i>	High risk	

**pcb Toback 2012**

Methods	Retrospective cohort study testing the safety of live attenuated influenza vaccine when administered during pregnancy
Participants	Pregnant women (n = 834,999) identified by means of a safety database (LifeLink Health Plan Claims Database, Norwalk, USA) between October 2003 and September 2009. Of these, 138 received immunisation with live attenuated influenza vaccine during their pregnancy.
Interventions	Live attenuated influenza vaccine
Outcomes	Hospitalisation and emergency department visits within 42 days after immunisation



**pcb Toback 2012** (Continued)

Notes "This research was funded by MedImmune, LLC, Gaithersburg, MD. As part of a consulting agreement with RTI Health Solutions, MedImmune provided funding to support protocol development, data collection, analysis, and manuscript development activities associated with this manuscript. Editorial assistance in formatting the manuscript for submission was provided by Sue Myers, MSc, and Gerard P. Johnson, PhD, of Complete Healthcare Communications, Inc. (Chadds Ford, PA) and was funded by MedImmune, LLC"

**Risk of bias**

Bias	Authors' judgement	Support for judgement
PCS/RCS - selection exposed cohort All outcomes	Unclear risk	Unclear
PCS/RCS - selection non-exposed cohort All outcomes	Unclear risk	Unclear
PCS/RCS - comparability All outcomes	High risk	
PCS/RCS - assessment of outcome All outcomes	Unclear risk	Unclear
<i>Summary assessment</i>	High risk	

**pcb Trotta 2014**

Methods	Retrospective cohort study
Participants	Women residing in the Lombardy region, aged at least 12 and up to 55 years (n = 86,171), whose delivery took place between 23 and 45 weeks of gestation between 1 October 2009 and 30 September 2010, in public or private institutions as well as at home, identified through the regional birth registry (stillbirths were included if the gestational age exceeded 180 days)
Interventions	MF-59 adjuvanted pandemic H1N1 vaccine. 6426 women received the vaccine during pregnancy.
Outcomes	<p><b>Pregnancy complication</b></p> <ul style="list-style-type: none"> <li>pre-eclampsia/eclampsia, gestational diabetes</li> <li>in-hospital maternal death (deaths during labour or delivery occurring in a healthcare institution)</li> <li>admission to intensive care unit</li> <li>type of delivery</li> </ul> <p><b>Perinatal death</b></p> <ul style="list-style-type: none"> <li>stillbirth (delivery of a dead fetus after 180 days of amenorrhoea)</li> <li>in-hospital neonatal death</li> </ul> <p><b>Neonatal outcomes</b></p> <ul style="list-style-type: none"> <li>small for gestational age neonates (&lt; 10th centile)</li> <li>admission to NICU</li> <li>neonatal reanimation</li> </ul>

**pcb Trotta 2014** (Continued)

- composite outcome: presence of any of the following: clinical information/diagnoses: very low 5-minute Apgar score ( $\leq 3$ ), acute respiratory distress syndrome, asphyxia, intraventricular haemorrhage, and acute necrotising enterocolitis
- congenital malformations including: nervous system, eye, ear, face, and neck, congenital heart defects, respiratory, orofacial clefts, digestive system, abdominal wall defects, urinary, genital, limb, others. Diagnosis with a code compatible to ICD-9 in either the medical birth registry or the hospital discharge, according to EUROCAT guideline

Notes Funding source - government

Funding: Only public employees of the national or regional health authorities were involved in conceiving, planning, and conducting the study; no additional funding was received.

**Risk of bias**

Bias	Authors' judgement	Support for judgement
PCS/RCS - selection exposed cohort All outcomes	Low risk	All mothers with singleton pregnancy between 1 October 2009 and 30 September 2010 in the Italian region of Lombardia
PCS/RCS - selection non-exposed cohort All outcomes	Low risk	From the same population as the exposed cohort
PCS/RCS - comparability All outcomes	Low risk	Possible confounders have been taken into account.
PCS/RCS - assessment of outcome All outcomes	Low risk	Hospital records
<i>Summary assessment</i>	Low risk	Low risk of bias

AE = adverse event  
 ARI = acute respiratory illness  
 ATP = according to protocol  
 CCA = chicken erythrocyte agglutination  
 CCI = culture-confirmed influenza illness  
 CCIV = cell culture-derived inactivated flu vaccine  
 CDC = Centers for Disease Control and Prevention  
 CI = confidence interval  
 DFA = direct fluorescent antibody  
 ECG = electrocardiogram  
 FEF = forced expiratory flow  
 FEV1 = forced expiratory volume in one second  
 FVC = forced vital capacity  
 GBS = Guillain-Barré syndrome  
 GMT = geometrical mean titre  
 GP = general practitioner  
 GSK = GlaxoSmithKline  
 HA = haemagglutinin  
 HA0 = full-length uncleaved haemagglutinin  
 HI = haemagglutination inhibition  
 HMO = health maintenance organisation  
 ICD = International Classification of Diseases  
 IgA = immunoglobulin A  
 ILI = influenza-like illness  
 ITI = intention-to-immunise

ITT = intention-to-treat  
 IM = intramuscular  
 IN = intranasal  
 IU = international units  
 KP = Kaiser Permanente  
 KSC = Kelsey-Seybold Clinic  
 LAIV = live attenuated influenza vaccine  
 LCI = laboratory-confirmed influenza  
 LMP = last menstrual period  
 MAE = medical attended event  
 MCO = managed care organisation  
 MDCK = Madin-Darby canine kidney cells  
 MS = multiple sclerosis  
 NCKPHP = Northern California Kaiser Permanente Health Plan  
 NICU = neonatal intensive care unit  
 OMP = outer membrane protein  
 OR = odds ratio  
 ORS = oculo-respiratory syndrome  
 PCA = primary cardiac arrest  
 PCR = polymerase chain reaction  
 PCS/RCS = prospective/retrospective cohort study  
 pfu = plaque-forming units  
 PP = per-protocol  
 RCT = randomised controlled trial  
 rHA0 = recombinant uncleaved haemagglutinin glycoprotein  
 RhMK = rhesus macaque kidney cells  
 RT-PCR = reverse transcription polymerase chain reaction  
 SAE = serious adverse event  
 SAS = statistical analysis systems  
 TIV = trivalent inactivated vaccine  
 URTI = upper respiratory tract infection  
 VMCCI = vaccine-matched, culture-confirmed influenza  
 WDL = working days lost  
 WHO = World Health Organization  
 WRL = Wellcome Research Laboratories (Beckenham, Kent)

### Characteristics of excluded studies *[ordered by study ID]*

Study	Reason for exclusion
<a href="#">ab Wacheck 2010</a>	Experimental vaccine; dose escalation study
<a href="#">ab López-Macías 2011a</a>	Experimental vaccine; no outcomes of interest
<a href="#">ab López-Macías 2011b</a>	Experimental vaccine; no outcomes of interest
<a href="#">ab Mallory 2010</a>	No outcomes of interest
<a href="#">ab Plennevaux 2010</a>	No outcomes of interest
<a href="#">ab Precioso 2011</a>	No outcomes of interest
<a href="#">ab Treanor 2010</a>	Experimental vaccine
<a href="#">ab Turley 2011</a>	Experimental vaccine; no outcomes of interest
<a href="#">Al-Dabbagh 2013</a>	No outcomes of interest, differences in cytokine levels between ORS cases and controls after vaccination

Study	Reason for exclusion
<a href="#">Ambrosch 1976</a>	Data tables and figure missing
<a href="#">Ambrose 2012</a>	No original data
<a href="#">Andersson 2015</a>	Comment on <a href="#">cb Persson 2014</a> study
<a href="#">Aoki 1986</a>	Randomised controlled trial, single-blind. Outcomes were clinical cases and adverse effects. Follow-up data were not reported by arm.
<a href="#">Arnou 2010</a>	Intradermal administration (3 different lots of the same vaccine) versus intramuscular administration. Serologic response and AE at day 21. No adequate placebo/no intervention control
<a href="#">Atmar 1995</a>	No outcomes of interest
<a href="#">Atmar 2011</a>	Absence of an adequate control
<a href="#">Atsmon 2012</a>	Experimental vaccine; no outcomes of interest
<a href="#">Ausseil 1999</a>	No design (average days of sick leave in vaccinated and non-vaccinated participants during 1996 and 1997 from staff of an international banking institution)
<a href="#">Banzhoff 2001</a>	No design (cohort), no safety outcomes
<a href="#">Baxter 2010</a>	No design: cohort study for effectiveness
<a href="#">Baxter 2011</a>	A 'head-to-head' trial: "FluBlok (purified HA proteins manufactured in expresSF+® insect cells under serum free conditions using a baculovirus expression system (BEVS). Uncleaved HA produced by this method is referred to as rHA0. Vaccine formulation consisted of 135g total HA protein (45g each) as determined by single radial immunodiffusion assay (SRID) and included rHA0 derived from the following influenza strains A/Solomon Islands/03/2006 (H1N1), A/Wisconsin/67/2005 (H3N2), and B/Malaysia/2506/2004 VS. The same CDC-derived vaccine seed viruses were used for the licensed trivalent inactivated vaccine (TIV; Fluzone [2007–2008 formulation; Sanofi Pasteur, Swiftwater, PA), which contained 15g of each HA [45g total])"
<a href="#">Baxter 2012</a>	No design: controlled case series
<a href="#">Baxter 2013</a>	Self controlled time series study
<a href="#">Belongia 2009</a>	Case-control study, no harm assessment
<a href="#">Belshe 2001</a>	No original data
<a href="#">Benke 2004</a>	Questionnaire survey; non-comparative analysis
<a href="#">Beran 2013</a>	Absence of an adequate control group (quadrivalent versus trivalent inactivated vaccine; low versus normal adjuvant content)
<a href="#">Betts 1977b</a>	Trial with swine vaccine (Hsw1N1, A/New Jersey/76)
<a href="#">Beyer 1996</a>	Review
<a href="#">Carlson 1979</a>	No adequate control, no outcome of interest
<a href="#">Cate 1977</a>	Trial with swine vaccine (Hsw1N1, A/New Jersey/76)
<a href="#">Chavant 2013</a>	Absence of a control group; study population consists of vaccinated pregnant women only

Study	Reason for exclusion
<a href="#">Chichester 2012</a>	Experimental vaccine; no outcomes of interest
<a href="#">Chlibek 2002</a>	Not a randomised controlled trial
<a href="#">Choe 2011a</a>	No design: cross-sectional study
<a href="#">Choe 2011b</a>	No design: case series
<a href="#">Choe 2011c</a>	No design: case series
<a href="#">Chou 2007</a>	Case report
<a href="#">Clover 1991</a>	Randomised controlled trial. More than 75% of the study population was out of the age range stated in the protocol.
<a href="#">Confavreux 2001</a>	Participants are MS cases.
<a href="#">Conlin 2013</a>	Inadequate comparison and study design: cohort study with pandemic versus seasonal (not exposed) vaccines in women and newborns
<a href="#">Couch 2012</a>	Experimental vaccine; no outcomes of interest
<a href="#">Das Gupta 2002</a>	Does not contain effectiveness data
<a href="#">Davidson 2011</a>	Inadequate comparison: all enrolled participants received LAIV, then were randomised to either placebo or <i>Lactobacillus rhamnosus</i> GG
<a href="#">Davies 1972</a>	Cohort with efficacy outcomes. Experimental and control group were selected separately.
<a href="#">Davies 1973</a>	Not randomised. Participants volunteered for immunisation, and comparison was made with a randomly selected non-immunised control group.
<a href="#">De Serres 2003a</a>	No comparison, absence of adequate control group
<a href="#">De Serres 2003b</a>	No control
<a href="#">De Serres 2004</a>	Population at risk of further ORS episodes.
<a href="#">De Wals 2012</a>	No design: self controlled case series for association between H1N1 and GBS
<a href="#">Dolin 1977</a>	Trial with swine vaccine (Hsw1N1, A/New Jersey/76)
<a href="#">Dominguez 2012</a>	No design: case-control study assessing effectiveness in general population
<a href="#">Duffy 2014</a>	Case-centred study
<a href="#">Eames 2012</a>	No design: effectiveness cohort study in general population
<a href="#">Edmonson 1970</a>	Influenza B vaccine was used as control.
<a href="#">Eick-Cost 2012</a>	No design: case-control study assessing effectiveness in general population
<a href="#">El'shina 1998</a>	Major inconsistencies in the study text
<a href="#">Englund 1993</a>	Inadequate comparison (tetanus toxoid vaccine)

Study	Reason for exclusion
Finklea 1969	Randomised controlled trial, double-blind. 2 bivalent inactivated influenza vaccines with the same viral composition, differing in purification procedures, were compared. Outcomes were clinical cases and adverse effects. Raw data about clinical cases were not reported by arm. Circulating virus showed significant antigenic differences from the A2 vaccine strain.
Fisher 2012	No outcomes of interest (antibody titres only)
Foy 1981	Absence of adequate control
Frank 1981	No usable safety data (scores)
Freestone 1976	Conference proceedings
Gerstoft 2001	Not a randomised controlled trial
Greenbaum 2002	No outcome of interest
Greene 2013	Case-centred study
Gross 1999	Outcome measures outside inclusion criteria.
Grotto 1998	Not a randomised controlled trial
Gruber 1994	<p>Randomised controlled trial conducted in the USA on 41 cystic fibrosis (CF) patients and 89 family members, recruited through a clinic. Participants were randomly assigned in a double-blinded fashion by family to receive either intranasal, live, cold-adapted influenza A vaccine or the recommended intramuscular trivalent inactivated influenza vaccine.</p> <p>The study lasted 3 years (from 1989 to 1991). Participants were immunised each fall, staying in the same assigned vaccine group. The live vaccine arm counted 20 CF and 33 family members; the trivalent vaccine arm 21 and 56, respectively.</p> <p>69 participants (17 CF patients and 52 family members) dropped out. The reasons were stated in the article.</p> <p>The live vaccine was the same throughout the period: A/Kawasaki/9/86 (H1N1) 107.3 pfu, A/Los Angeles/2/87 107.3 pfu.</p> <p>The viral strains used in the inactivated vaccines were:</p> <ul style="list-style-type: none"> <li>• 1989 to 1990: A/Taiwan/1/86 (H1N1), A/Shanghai/11/87 (H3N2), B/Yagamata/16/88, 15 mg/dose of each</li> <li>• 1990 to 1991: A/Taiwan/1/86 (H1N1), A/Shanghai/16/89 (H3N2), B/Yagamata/16/88, 15 mg/dose of each</li> <li>• 1991 to 1992: A/Taiwan/1/86 (H1N1), A/Beijing/353/89 (H3N2), B/Panama/45/90, 15 mg/dose of each</li> </ul> <p>Live vaccine recipients also received monovalent inactivated influenza B vaccine (identical to that contained in the trivalent vaccine) as an intramuscular placebo. Allantoic fluid was the placebo for aerosol administration.</p> <p>Data were extracted and loaded for family members only.</p> <p>Outcomes were clinical and laboratory-confirmed cases, working days lost, admissions, deaths, and adverse effects.</p> <p>Clinical cases were classified as "respiratory illness" or "febrile respiratory illness". Laboratory-confirmed cases were defined by an influenza virus isolation from a throat swab.</p>

Study	Reason for exclusion
	<p>Adverse effects were defined as temperature &gt; 38 °C, rhinorrhoea, sore throat, cough, increasing sputum, redness, swelling, chills. Results are expressed as % of participant-days with symptoms.</p> <p>Participants were followed throughout the period. Owing to the dropouts, the vaccinated were counted as participant-years: 54 in the live vaccine arm; 56 in the trivalent vaccine arm.</p> <p>The influenza illness surveillance period for study participants was defined as the interval from the date of the first influenza isolate from the population under routine surveillance to 2 weeks after the last isolate for each year.</p> <p>Viral strains circulating during the outbreaks were:</p> <ul style="list-style-type: none"> <li>• 1989 to 1990: A/Shanghai/11/87 (H3N2)</li> <li>• 1990 to 1991: A/Beijing/353/89 (H3N2), B/Panama/45/90-like</li> <li>• 1991 to 1992: A/Beijing/353/89 (H3N2)</li> </ul> <p>We excluded this trial because it was not placebo controlled, and the authors did not specify if the strains used to develop cold-adapted and inactivated vaccines were antigenically comparable or not.</p>
Gwini 2011	No design: self controlled case series
Haber 2004	Analysis of temporal trends of GBS 1990 to 2003, comparison with temporal trends of non-GBS adverse event reports from the Vaccine Adverse Event Reporting System (VAERS)
Haigh 1973	Not randomised: all the volunteers were immunised on a single day, and the intention to allocate participants randomly was not strictly adhered to
Halperin 2002	Outcome measures outside inclusion criteria.
Hambidge 2011	Participants affected by sickle cell crisis.
Heinonen 1973	Control consists of another vaccine.
Hellenbrand 2012	No design: case-control study assessing effectiveness in general population
Hobson 1970	Polyvalent influenza vaccine was used as control.
Hobson 1973	Randomised controlled trial. Clinical outcomes were side effects only.
Hoskins 1973	Influenza B vaccine was used as control.
Hoskins 1976	Not placebo or 'do nothing' controlled
Hoskins 1979	No control group
Howell 1967	Not prospective: appears to be an historical cohort
Huang 2011	Comparison is not adequate (vaccine versus vaccine).
Hurwitz 1983	Report of GBS surveillance 1978 to 1979, non-comparative study
Jackson 2011	No adequate control (the same vaccine prepared with different antigenic concentrations was administered to each group)
Janjua 2012	No design: case-control study assessing effectiveness in general population

Study	Reason for exclusion
<a href="#">Jianping 1999</a>	Not a randomised controlled trial
<a href="#">Jimenez-Jorge 2012</a>	No design: case-control study assessing effectiveness in general population
<a href="#">Keitel 2001</a>	Efficacy outcome measures outside inclusion criteria. The safety data are presented in a non-analysable way.
<a href="#">Kelly 2012</a>	No design: case-control study assessing effectiveness in general population
<a href="#">Khazeni 2009</a>	Review and cost-effectiveness analysis
<a href="#">Kiderman 2001</a>	Tables and text show inconsistencies that do not allow data extraction.
<a href="#">Kim 2012</a>	Surveillance for adverse events
<a href="#">Kissling 2012</a>	No design: case-control study assessing effectiveness in general population
<a href="#">Kunz 1977</a>	No adequate control
<a href="#">Langley 2004</a>	Review
<a href="#">Lavallee 2014</a>	Review about stroke and vaccination in elderly people
<a href="#">Lee 2011</a>	No design: self controlled case series
<a href="#">Leeb 2011</a>	No design: case series
<a href="#">Leroux-Roels 2010a</a>	Absence of an adequate control, serological outcomes only
<a href="#">Leroux-Roels 2010b</a>	Absence of an adequate control, serological outcomes only
<a href="#">Liem 1973</a>	Reported the results of 9 placebo-controlled clinical trials and 2 field studies, involving a total of about 10,000 participants, carried out in several countries to assess the efficacy of killed influenza spray vaccines. Studies were conducted during the years 1969 to 1971. Allocation of the participants to the arms of the trials was done according to a predetermined randomisation scheme. 8 of the studies were double-blind. The field studies were not randomised. The attack rate for influenza among the population study was very low, and in 2 of the trials the vaccination procedure started too late, when the outbreak was ongoing. The attack rates, based exclusively on the serologically confirmed cases, are only reported by a graph and deriving the crude data is impossible.
<a href="#">Lind 2014</a>	Surrogate exposure assessment (antibody level)
<a href="#">Liu 2012</a>	Study to identify variables associated with uptake of influenza vaccination during pregnancy
<a href="#">Louik 2013</a>	Methods for assessing flu vaccine exposure during pregnancy
<a href="#">Mackenzie 1975</a>	No design: allocation is arbitrary, and groups with different characteristics were formed
<a href="#">Mackenzie 2012</a>	Non-comparative design
<a href="#">Mair 1974</a>	Influenza B vaccine was used as control.
<a href="#">Maynard 1968</a>	Influenza B vaccine was used as control.



Study	Reason for exclusion
<a href="#">McCarthy 2004</a>	Review
<a href="#">Mendelman 2001</a>	Does not report original results
<a href="#">Merelli 2000</a>	Review
<a href="#">Meyers 2003a</a>	Review
<a href="#">Meyers 2003b</a>	Review
<a href="#">Micheletti 2011</a>	Total number of AEs observed after administration of each vaccine type
<a href="#">Monto 2000</a>	Not a randomised controlled trial
<a href="#">Montplaisir 2014</a>	Study population outside age range.
<a href="#">Moro 2011</a>	Non-comparative study
<a href="#">Morris 1975</a>	Design is unclear: no standard random allocation. Only 25 out of 30 participants seem to have been immunised, but in the method description 30 were considered for exposure to natural influenza A/Scotland/840/74. 1 of these was excluded prior due to tonsillitis.
<a href="#">Mostow 1977</a>	Outcomes were safety only. Absence of adequate control
<a href="#">Muennig 2001</a>	Not a randomised controlled trial
<a href="#">Murray 1979</a>	Not adequate comparison (pregnant versus non-pregnant women)
<a href="#">Nazareth 2013</a>	Absence of control group, non-comparative
<a href="#">Nichol 1996</a>	Same data as Nichol 1995 (included)
<a href="#">Nichol 1999b</a>	Review
<a href="#">Nichol 2001</a>	Not a randomised controlled trial
<a href="#">Nichol 2003</a>	Contains data from previous studies
<a href="#">Nichol 2004</a>	Re-analysis of Nichol 1999 (included)
<a href="#">Omon 2011</a>	Non-comparative study
<a href="#">Petrie 2011</a>	No new data: reports data from already published and included studies ( <a href="#">aa Ohmit 2006</a> , <a href="#">aa Ohmit 2008</a> , <a href="#">aa Monto 2009</a> )
<a href="#">Phillips 2013</a>	Absence of adequate control group
<a href="#">Phonrat 2013</a>	No outcomes of interest
<a href="#">Pleguezuelos 2012</a>	Experimental vaccine; no outcomes of interest
<a href="#">Puig-Barbera 2012</a>	No design: case-control study assessing effectiveness in general population (also children and elderly)
<a href="#">Puleston 2010</a>	Not outcomes of interest

Study	Reason for exclusion
<a href="#">Pyhala 2001</a>	Not a randomised controlled trial
<a href="#">Reynales 2012</a>	Safety survey after Celtura (H1N1) administration. Absence of control group
<a href="#">Rimmelzwaan 2000</a>	Outcome measures outside inclusion criteria.
<a href="#">Rocchi 1979c</a>	Very poor reporting, unclear definition, no description of methods
<a href="#">Rowhani-Rahbar 2012</a>	Participants are children
<a href="#">Ruben 1972</a>	Absence of adequate control
<a href="#">Ruben 1973</a>	Both arms contained the same vaccine strains.
<a href="#">Safranek 1991</a>	Reassessment of Schonberger 1979 (included)
<a href="#">Sarateanu 1980</a>	Absence of adequate control
<a href="#">Scheifele 2013</a>	No outcomes of interest
<a href="#">Schonberger 1981</a>	Review of the evidence of the aetiology of GBS, no original data presented
<a href="#">Schwartz 1996</a>	Report about Nichol 1995 (included)
<a href="#">Simpson 2012</a>	No design: cohort and case-control study assessing effectiveness in general population
<a href="#">Sipilä 2015</a>	Ecological study
<a href="#">Skowronski 2002</a>	Non-comparative (survey)
<a href="#">Skowronski 2003</a>	Population at risk of further ORS episodes
<a href="#">Smith 1977a</a>	Reports a small part of the Hoskins trial. It compared illness occurring among a group of vaccinated boys against non-vaccinated controls that had no part in the trial.
<a href="#">Smith 1977b</a>	Trial with swine vaccine (Hsw1N1, A/New Jersey/76)
<a href="#">Song 2011</a>	1 trial is a 'head-to-head' trial (Gc501 versus Fluarix) with serological outcomes only; the other trial (safety) has no control.
<a href="#">Souayah 2011</a>	Compares the incidence of GBS cases after tetravalent human papillomavirus vaccine with that observed after pneumococcal and flu vaccine administration
<a href="#">Spencer 1975</a>	Authors did not report crude data on the clinical outcomes.
<a href="#">Spencer 1979</a>	Reporting does not make clear the methods used to allocate participants and to conceal allocation. Clinical outcome data are not reported.
<a href="#">Steinhoff 2012</a>	Inadequate control (23v pneumococcal vaccine administered to the control group). Re-analysis of Zaman 2008 data (excluded)
<a href="#">Sumaya 1979</a>	No outcomes of interest
<a href="#">Talaat 2010</a>	Data on AEs are not provided in a useful form (bar graphs or cumulatively in the text).

Study	Reason for exclusion
Tavares 2011	Non-comparative
Taylor 1969	No outcomes of interest, rhinovirus vaccine as control
Taylor 2012	Experimental vaccine; no outcomes of interest
Thompson 2014	Test-positive case-control study
Tokars 2012	No design: controlled case series
Treanor 2001	Outcome measures outside inclusion criteria.
Treanor 2002	Outcome measures outside inclusion criteria.
Treanor 2012	No design: case-control study
Tsai 2010	Non-comparative
Tsatsaris 2011	Same vaccine administered in different pregnancy weeks (inadequate comparison).
Tyrrell 1970	We were unable to include the 3 studies reported in this paper for the following reasons. <ol style="list-style-type: none"> <li>1. No design, no comparison, no outcomes.</li> <li>2. Probable controlled clinical trial, but participants' ages likely out of range (schools).</li> <li>3. No design, even if an unvaccinated control group for school 3 and for the employees of the Imperial Chemical Industries is present.</li> </ol>
Vesikari 2012	Safety data after dose I (seasonal versus placebo) are not extracted (bar graph).
Warren-Gash 2013	Outside target age; all participants were older than 60 years
Warshauer 1976	Not randomised. Data reporting was not complete.
Wilde 1999	Pneumococcal vaccine was used as control.
Williams 1973	No placebo or 'do nothing' control
Williams 2011	No design: case series
Wise 2012	No design
Wood 1999	Not a randomised controlled trial
Wood 2000	Not a randomised controlled trial
Xu 2012	No original data presented
Yang 2012	No safety data
Yeager 1999	Non-comparative study: absence of a control arm
Yih 2012	No design: controlled case series
Zaman 2008	Inadequate control (23v pneumococcal vaccine administered to the control group)

AE = adverse event  
 GBS = Guillain-Barré syndrome  
 LAIV = live attenuated influenza vaccine  
 MS = multiple sclerosis  
 ORS = oculo-respiratory syndrome  
 pfu = plaque-forming units

## DATA AND ANALYSES

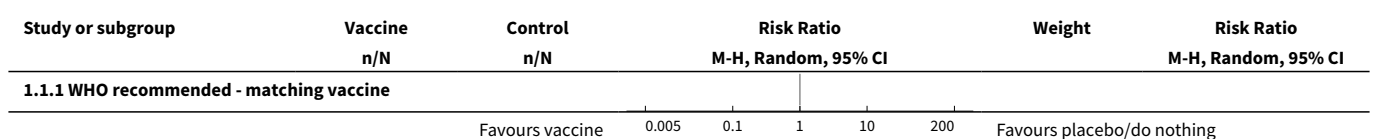
### Comparison 1. Inactivated parenteral influenza vaccine versus placebo or 'do nothing'

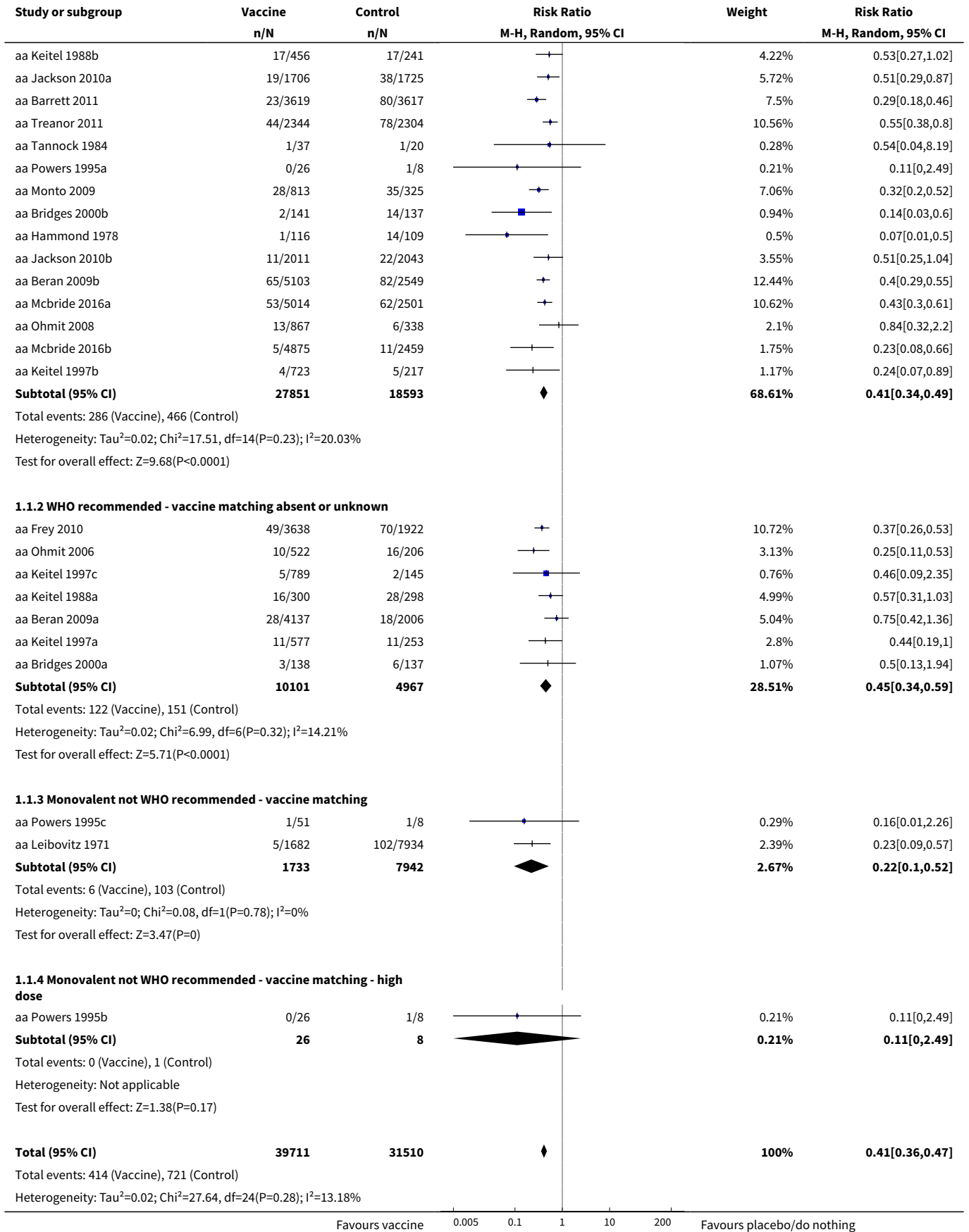
Outcome or subgroup title	No. of studies	No. of participants	Statistical method	Effect size
<b>1 Influenza</b>	25	71221	Risk Ratio (M-H, Random, 95% CI)	0.41 [0.36, 0.47]
1.1 WHO recommended - matching vaccine	15	46444	Risk Ratio (M-H, Random, 95% CI)	0.41 [0.34, 0.49]
1.2 WHO recommended - vaccine matching absent or unknown	7	15068	Risk Ratio (M-H, Random, 95% CI)	0.45 [0.34, 0.59]
1.3 Monovalent not WHO recommended - vaccine matching	2	9675	Risk Ratio (M-H, Random, 95% CI)	0.22 [0.10, 0.52]
1.4 Monovalent not WHO recommended - vaccine matching - high dose	1	34	Risk Ratio (M-H, Random, 95% CI)	0.11 [0.00, 2.49]
<b>2 Influenza-like illness</b>	16	25795	Risk Ratio (M-H, Random, 95% CI)	0.84 [0.75, 0.95]
2.1 WHO recommended - matching vaccine	7	4760	Risk Ratio (M-H, Random, 95% CI)	0.84 [0.77, 0.91]
2.2 WHO recommended - vaccine matching absent or unknown	7	20942	Risk Ratio (M-H, Random, 95% CI)	0.90 [0.69, 1.18]
2.3 Monovalent not WHO recommended - vaccine matching	1	59	Risk Ratio (M-H, Random, 95% CI)	1.02 [0.28, 3.70]
2.4 Monovalent not WHO recommended - vaccine matching - high dose	1	34	Risk Ratio (M-H, Random, 95% CI)	0.46 [0.09, 2.30]
<b>3 Physician visits</b>	2	2308	Risk Ratio (M-H, Random, 95% CI)	0.87 [0.40, 1.89]
3.1 WHO recommended - matching vaccine	1	1178	Risk Ratio (M-H, Random, 95% CI)	0.58 [0.37, 0.91]
3.2 WHO recommended - vaccine matching absent or unknown	1	1130	Risk Ratio (M-H, Random, 95% CI)	1.28 [0.90, 1.83]

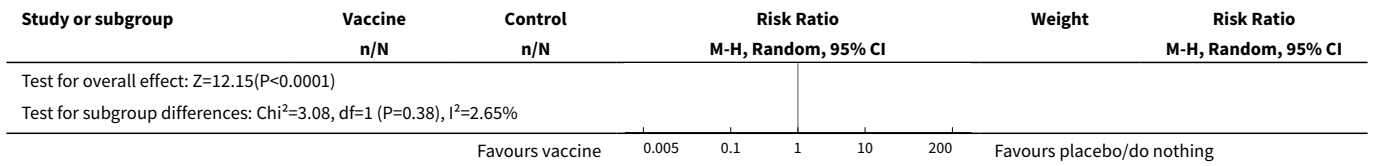
Outcome or subgroup title	No. of studies	No. of participants	Statistical method	Effect size
<b>4 Days ill</b>	3	3133	Mean Difference (IV, Random, 95% CI)	-0.21 [-0.98, 0.56]
4.1 WHO recommended - matching vaccine	2	2003	Mean Difference (IV, Random, 95% CI)	-0.58 [-0.85, -0.32]
4.2 WHO recommended - matching absent or unknown	1	1130	Mean Difference (IV, Random, 95% CI)	0.66 [0.16, 1.16]
<b>5 Times any drugs were prescribed</b>	2	2308	Mean Difference (IV, Random, 95% CI)	-0.01 [-0.03, 0.01]
5.1 WHO recommended - matching vaccine	1	1178	Mean Difference (IV, Random, 95% CI)	-0.02 [-0.04, -0.00]
5.2 WHO recommended - matching absent or unknown	1	1130	Mean Difference (IV, Random, 95% CI)	0.0 [-0.00, 0.00]
<b>6 Times antibiotic was prescribed</b>	2	2308	Mean Difference (IV, Random, 95% CI)	-0.02 [-0.03, -0.01]
6.1 WHO recommended - matching vaccine	1	1178	Mean Difference (IV, Random, 95% CI)	-0.02 [-0.03, -0.01]
6.2 WHO recommended - matching absent or unknown	1	1130	Mean Difference (IV, Random, 95% CI)	-0.01 [-0.03, 0.01]
<b>7 Working days lost</b>	4	3726	Mean Difference (IV, Random, 95% CI)	-0.04 [-0.14, 0.06]
7.1 WHO recommended - matching vaccine	3	2596	Mean Difference (IV, Random, 95% CI)	-0.09 [-0.19, 0.02]
7.2 WHO recommended - matching absent or unknown	1	1130	Mean Difference (IV, Random, 95% CI)	0.09 [0.00, 0.18]
<b>8 Hospitalisations</b>	3	11924	Risk Ratio (M-H, Random, 95% CI)	0.96 [0.85, 1.08]
8.1 WHO recommended - matching vaccine	1	1178	Risk Ratio (M-H, Random, 95% CI)	0.0 [0.0, 0.0]
8.2 WHO recommended - vaccine matching absent or unknown	1	1130	Risk Ratio (M-H, Random, 95% CI)	2.89 [0.12, 70.68]
8.3 Monovalent not WHO recommended - vaccine matching	1	9616	Risk Ratio (M-H, Random, 95% CI)	0.96 [0.85, 1.08]
<b>9 Clinical cases (clinically defined without clear definition)</b>	3	4259	Risk Ratio (M-H, Random, 95% CI)	0.87 [0.72, 1.05]
9.1 WHO recommended - matching vaccine	2	2056	Risk Ratio (M-H, Random, 95% CI)	0.89 [0.64, 1.25]

Outcome or subgroup title	No. of studies	No. of participants	Statistical method	Effect size
9.2 WHO recommended - vaccine matching absent or unknown	1	2203	Risk Ratio (M-H, Random, 95% CI)	0.83 [0.69, 0.99]
<b>10 Local harms</b>	20		Risk Ratio (M-H, Random, 95% CI)	Subtotals only
10.1 Local - tenderness/soreness	20	35655	Risk Ratio (M-H, Random, 95% CI)	3.13 [2.44, 4.02]
10.2 Local - erythema	9	29499	Risk Ratio (M-H, Random, 95% CI)	2.59 [1.77, 3.78]
10.3 Local - induration	3	7786	Risk Ratio (M-H, Random, 95% CI)	4.28 [1.25, 14.67]
10.4 Local - arm stiffness	1	50	Risk Ratio (M-H, Random, 95% CI)	1.62 [0.54, 4.83]
10.5 Local - combined endpoint (any or highest symptom)	11	12307	Risk Ratio (M-H, Random, 95% CI)	2.44 [1.82, 3.28]
<b>11 Systemic harms</b>	17		Risk Ratio (M-H, Random, 95% CI)	Subtotals only
11.1 Systemic - myalgia	11	35008	Risk Ratio (M-H, Random, 95% CI)	1.74 [1.41, 2.14]
11.2 Systemic - fever	13	23850	Risk Ratio (M-H, Random, 95% CI)	1.55 [1.26, 1.91]
11.3 Systemic - headache	14	35999	Risk Ratio (M-H, Random, 95% CI)	1.14 [0.99, 1.30]
11.4 Systemic - fatigue or indisposition	12	35788	Risk Ratio (M-H, Random, 95% CI)	1.19 [1.05, 1.36]
11.5 Systemic - nausea/vomiting	4	6315	Risk Ratio (M-H, Random, 95% CI)	1.80 [0.65, 5.04]
11.6 Systemic - malaise	3	26111	Risk Ratio (M-H, Random, 95% CI)	1.51 [1.18, 1.92]
11.7 Systemic - combined endpoint (any or highest symptom)	6	2128	Risk Ratio (M-H, Random, 95% CI)	1.16 [0.87, 1.53]

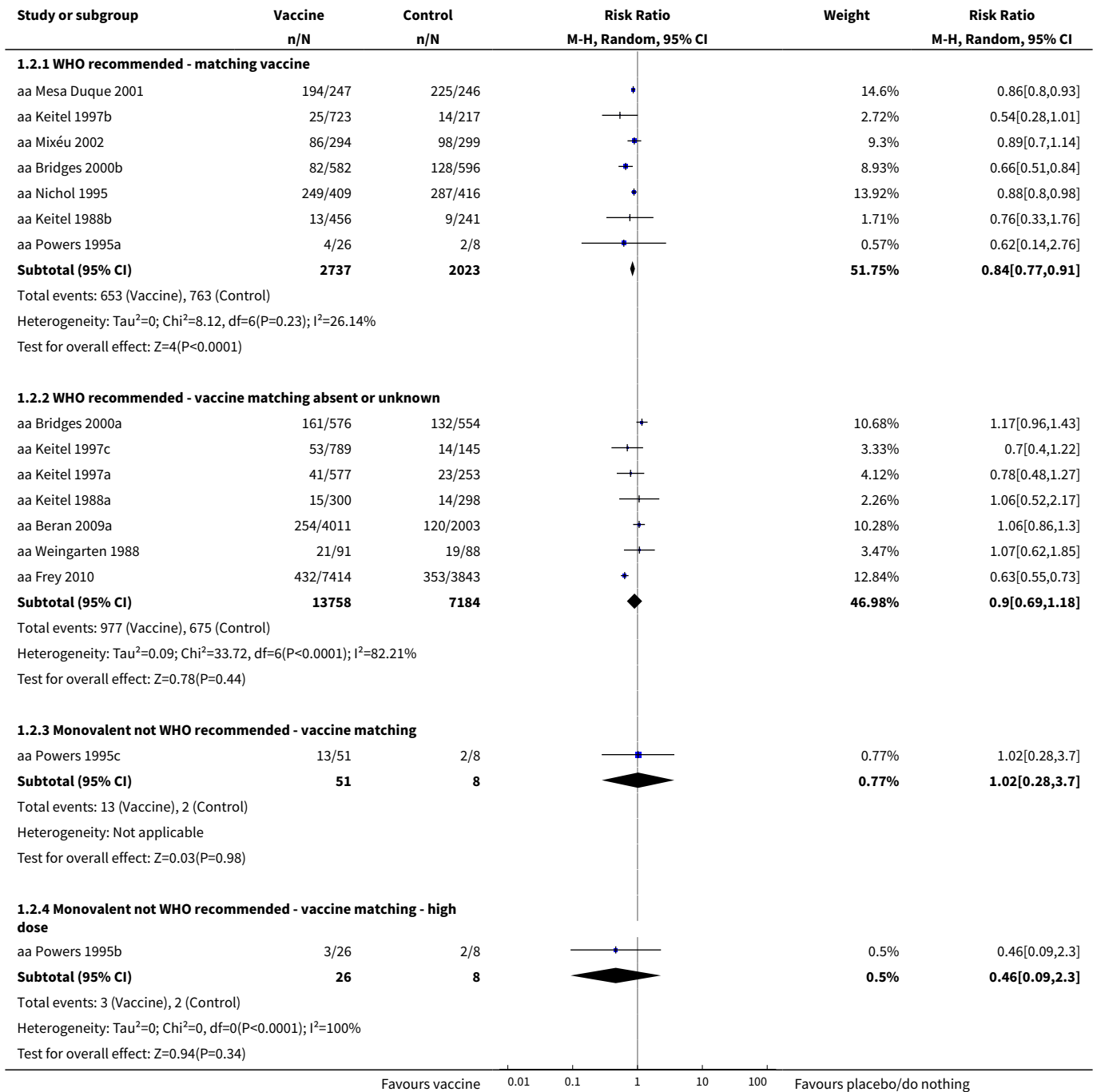
**Analysis 1.1. Comparison 1 Inactivated parenteral influenza vaccine versus placebo or 'do nothing', Outcome 1 Influenza.**



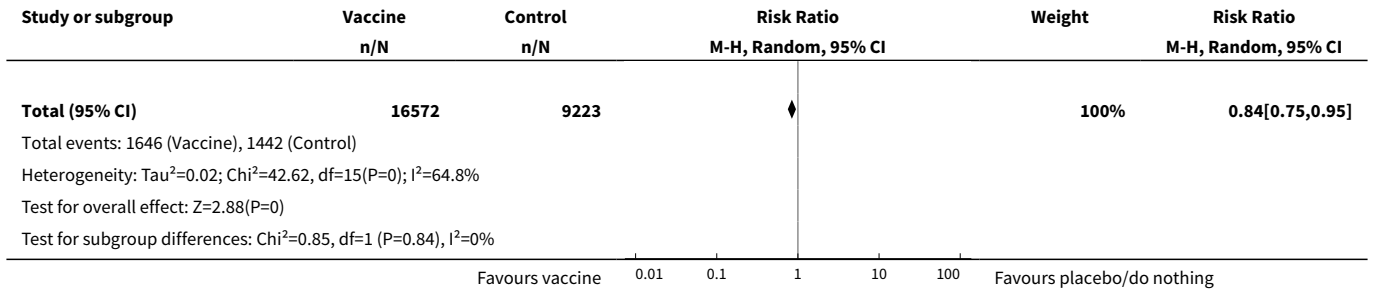




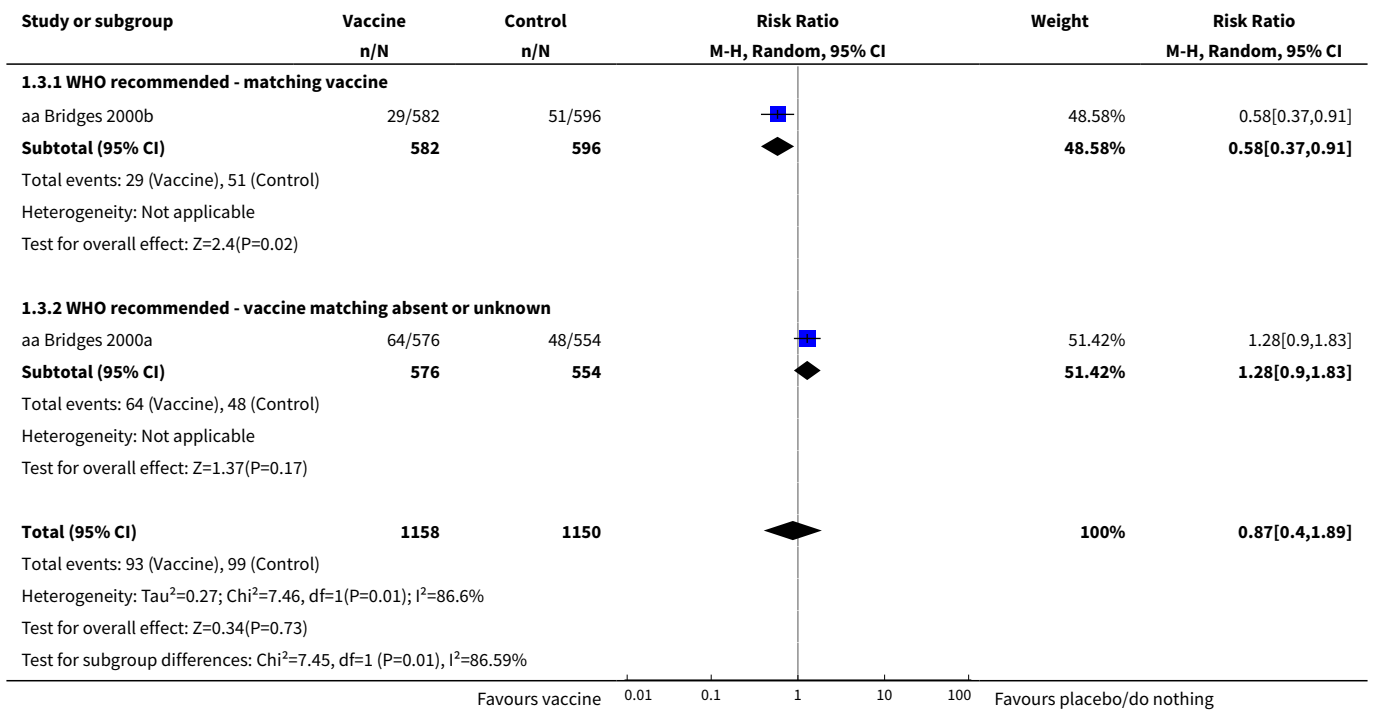
**Analysis 1.2. Comparison 1 Inactivated parenteral influenza vaccine versus placebo or 'do nothing', Outcome 2 Influenza-like illness.**



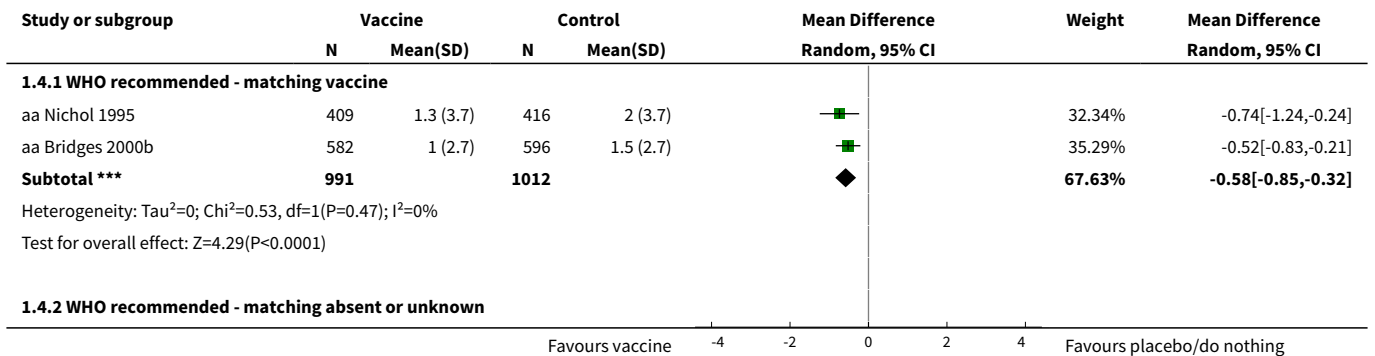


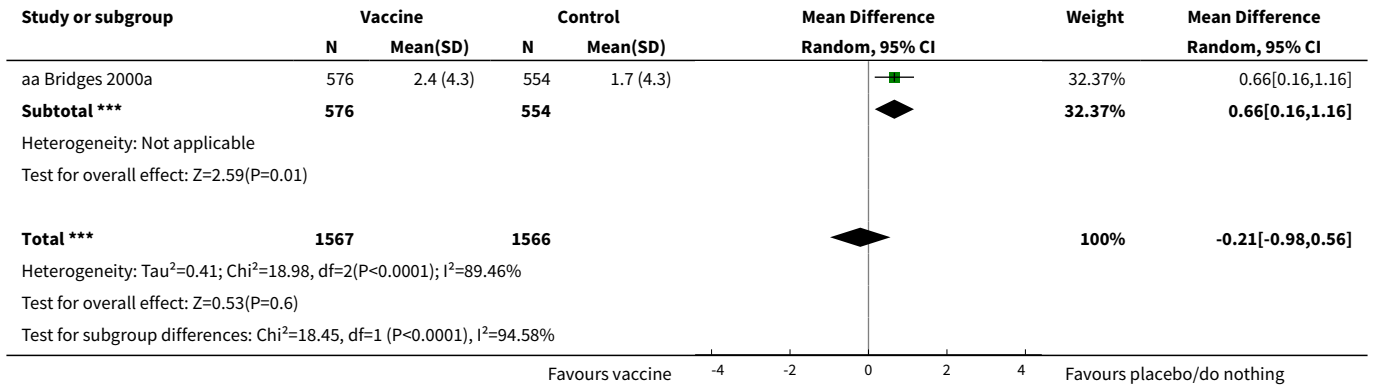


**Analysis 1.3. Comparison 1 Inactivated parenteral influenza vaccine versus placebo or 'do nothing', Outcome 3 Physician visits.**

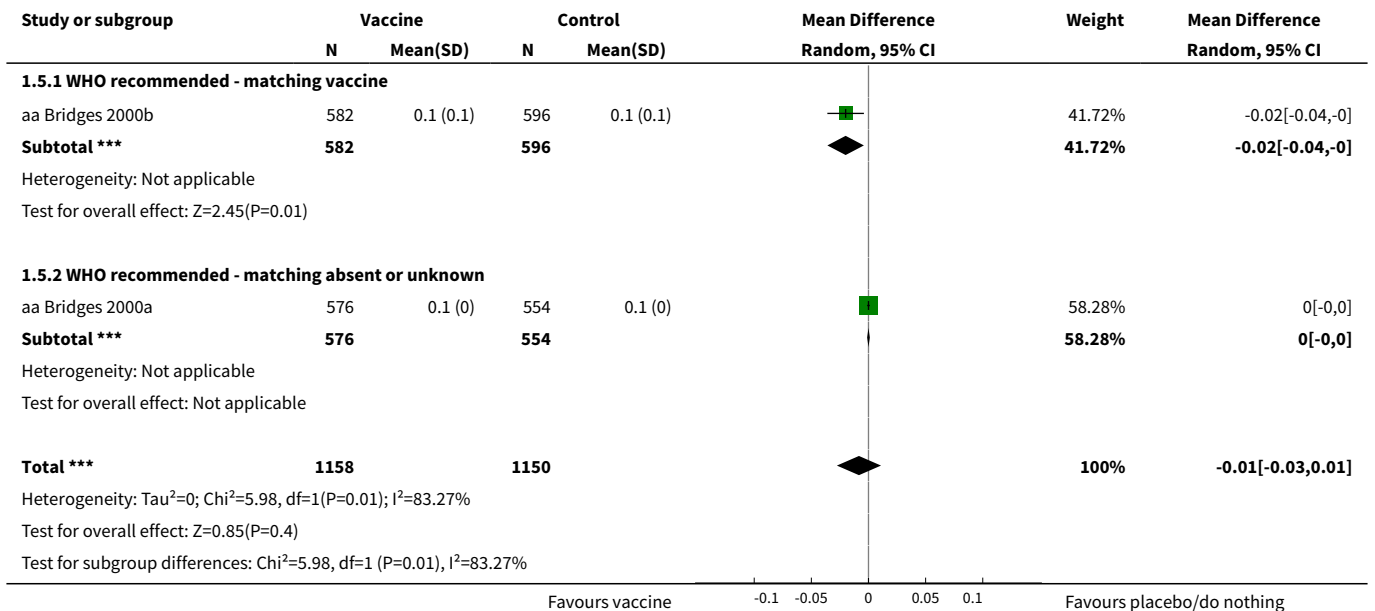


**Analysis 1.4. Comparison 1 Inactivated parenteral influenza vaccine versus placebo or 'do nothing', Outcome 4 Days ill.**

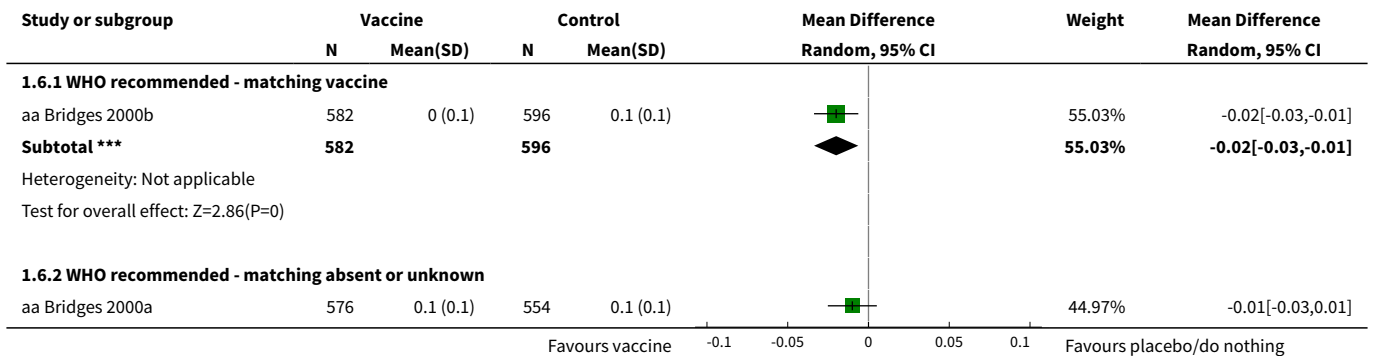


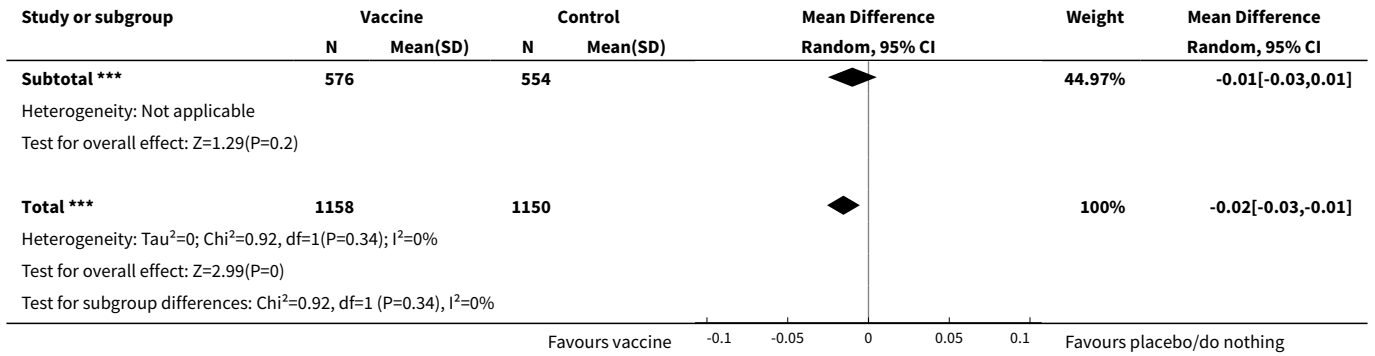


**Analysis 1.5. Comparison 1 Inactivated parenteral influenza vaccine versus placebo or 'do nothing', Outcome 5 Times any drugs were prescribed.**

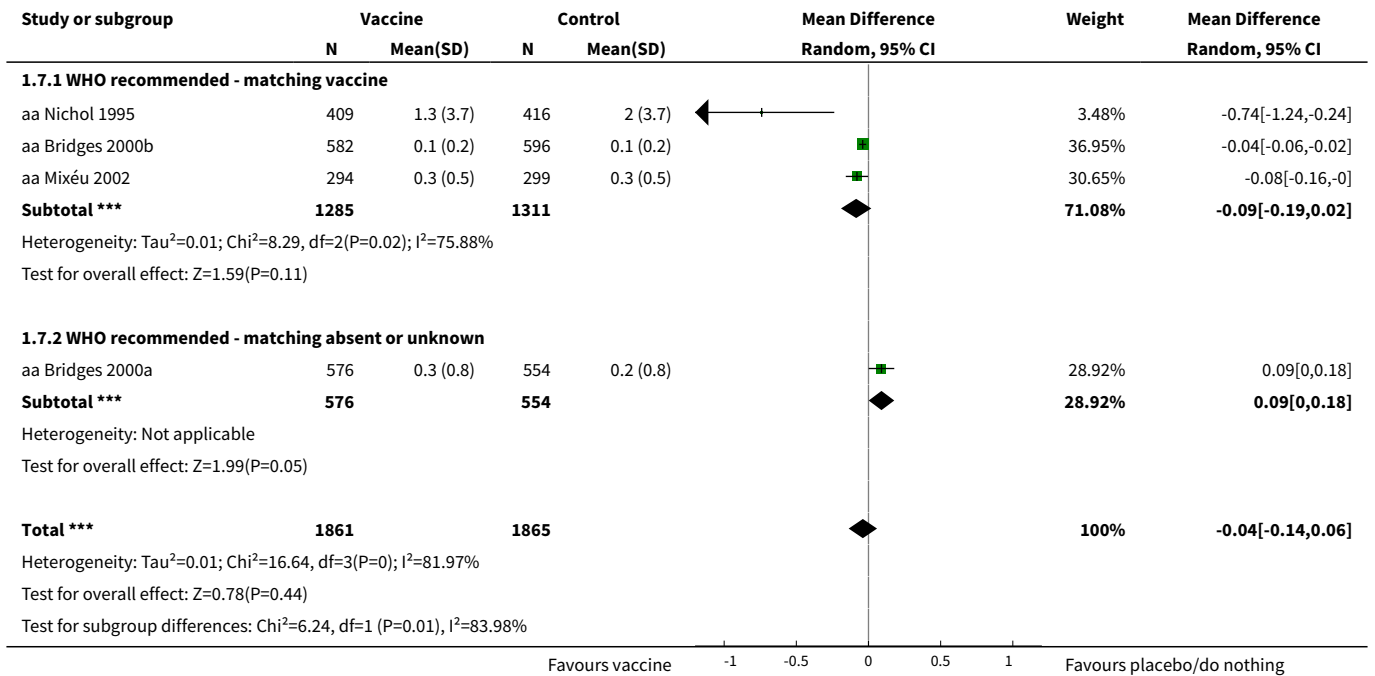


**Analysis 1.6. Comparison 1 Inactivated parenteral influenza vaccine versus placebo or 'do nothing', Outcome 6 Times antibiotic was prescribed.**

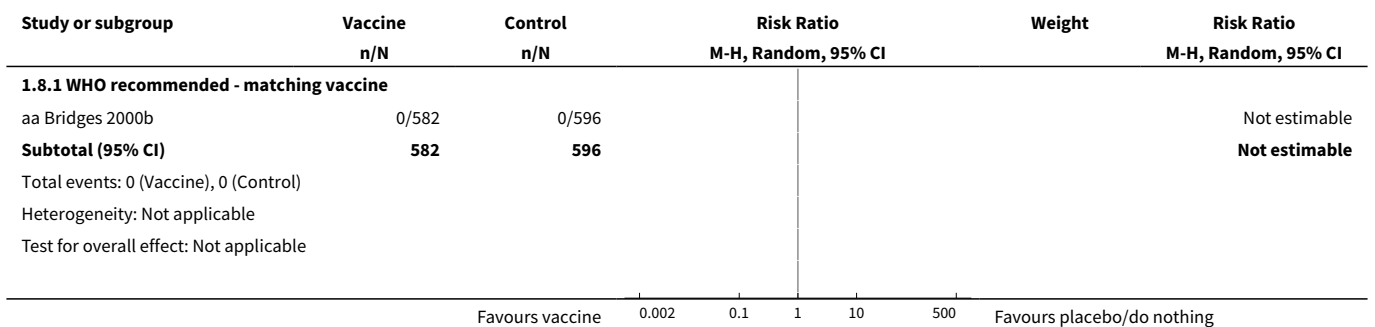


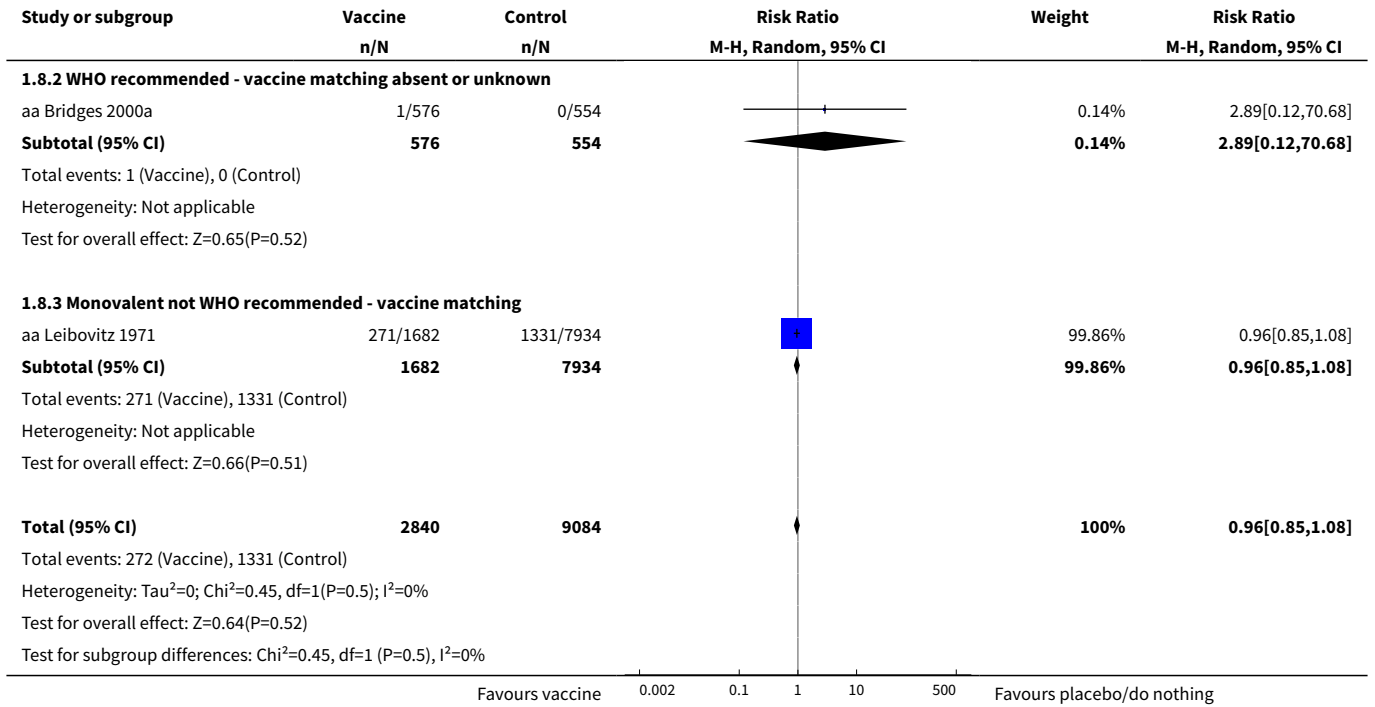


**Analysis 1.7. Comparison 1 Inactivated parenteral influenza vaccine versus placebo or 'do nothing', Outcome 7 Working days lost.**

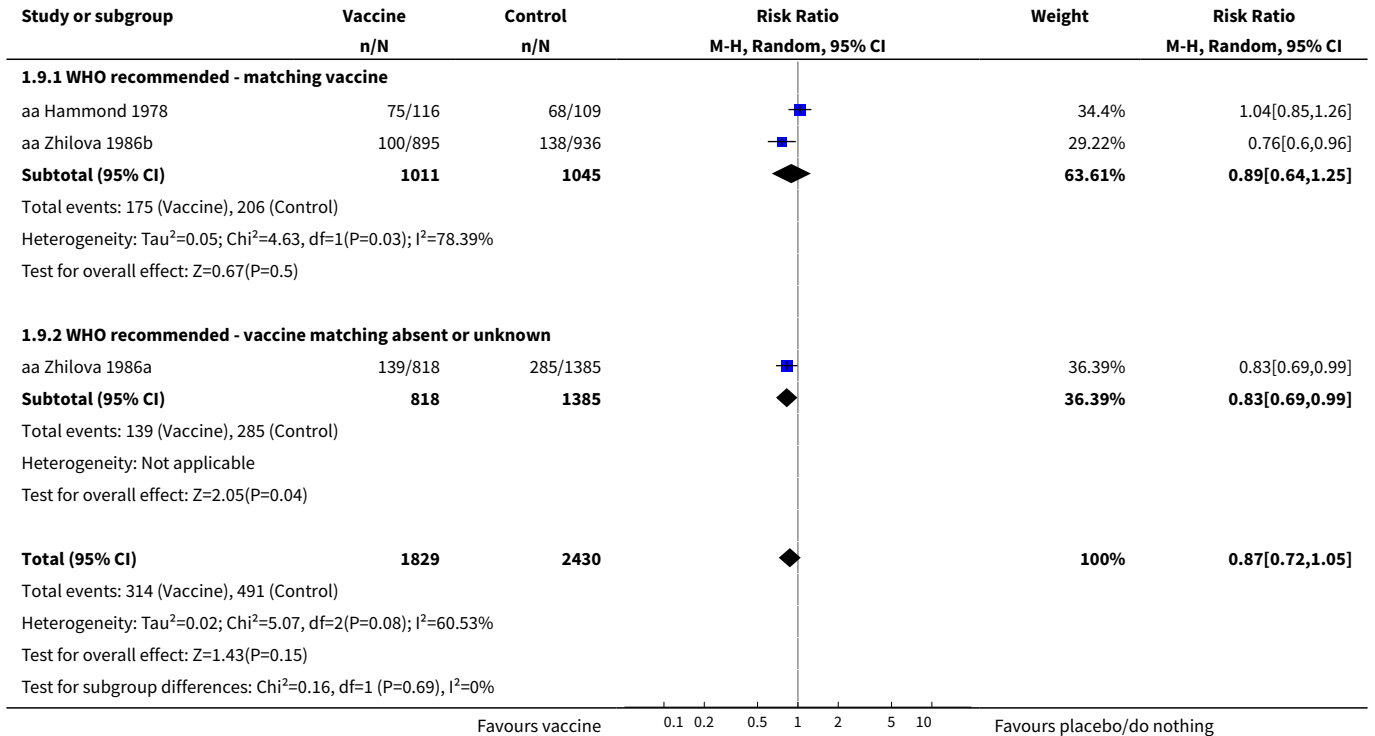


**Analysis 1.8. Comparison 1 Inactivated parenteral influenza vaccine versus placebo or 'do nothing', Outcome 8 Hospitalisations.**

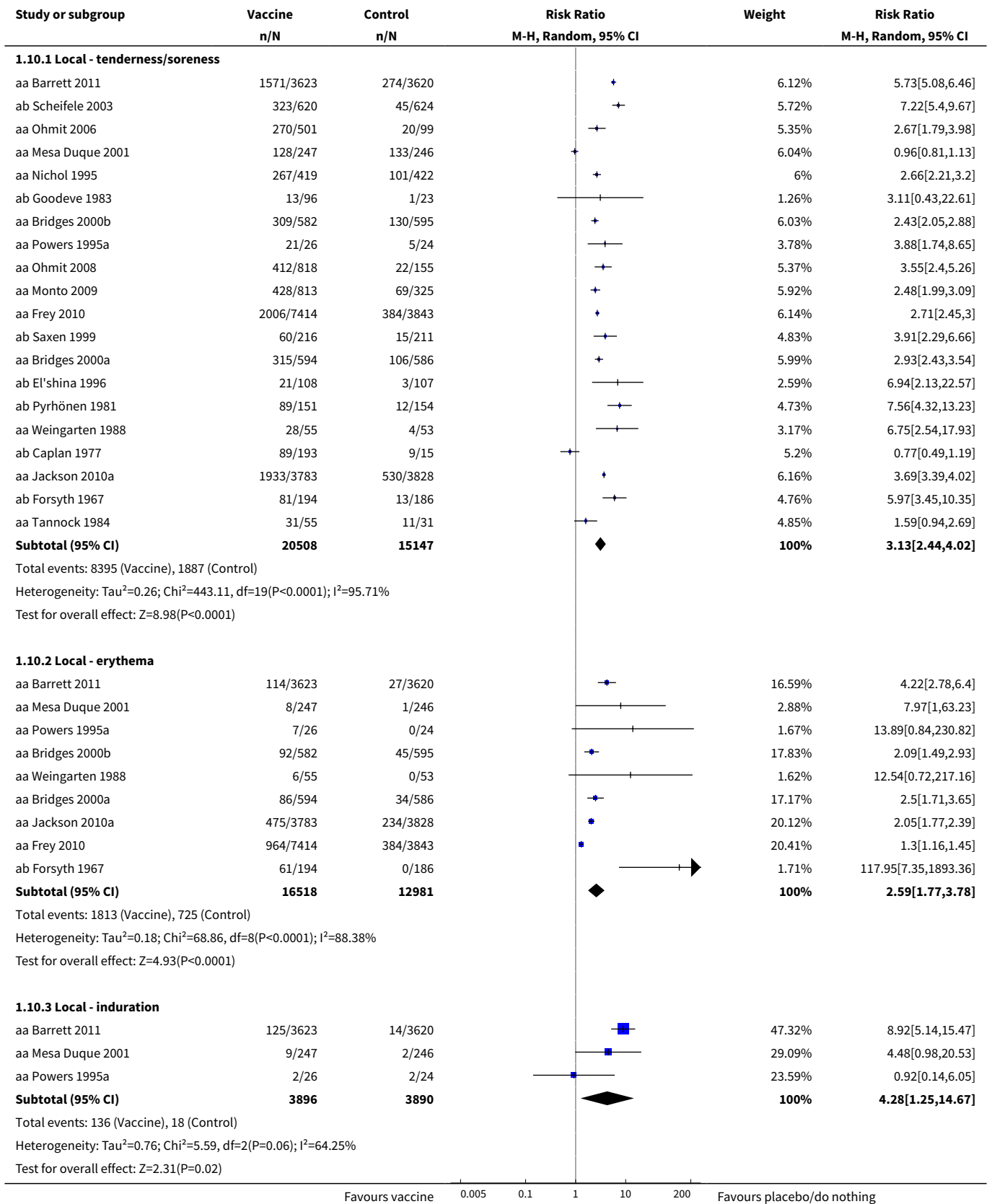


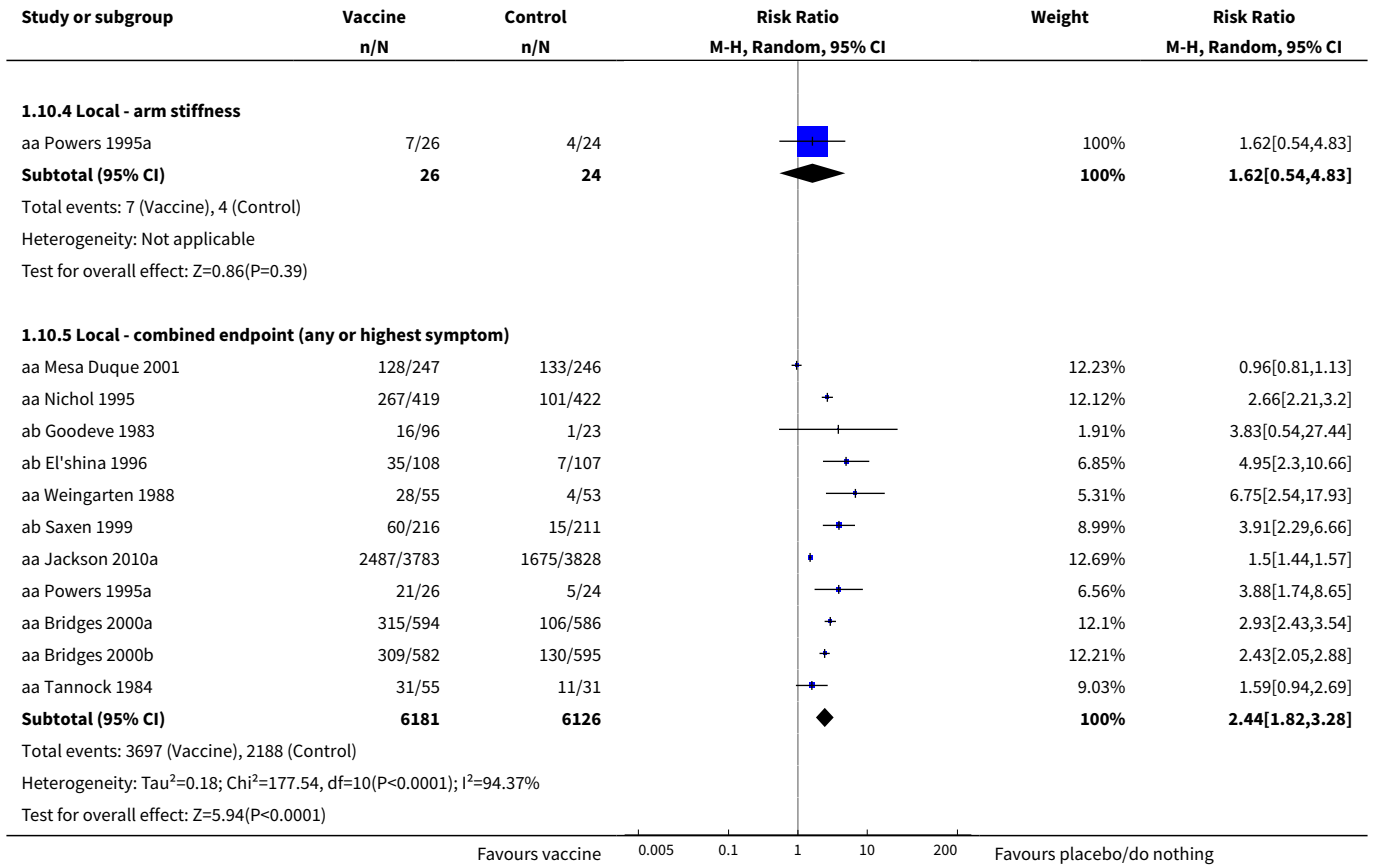


**Analysis 1.9. Comparison 1 Inactivated parenteral influenza vaccine versus placebo or 'do nothing', Outcome 9 Clinical cases (clinically defined without clear definition).**

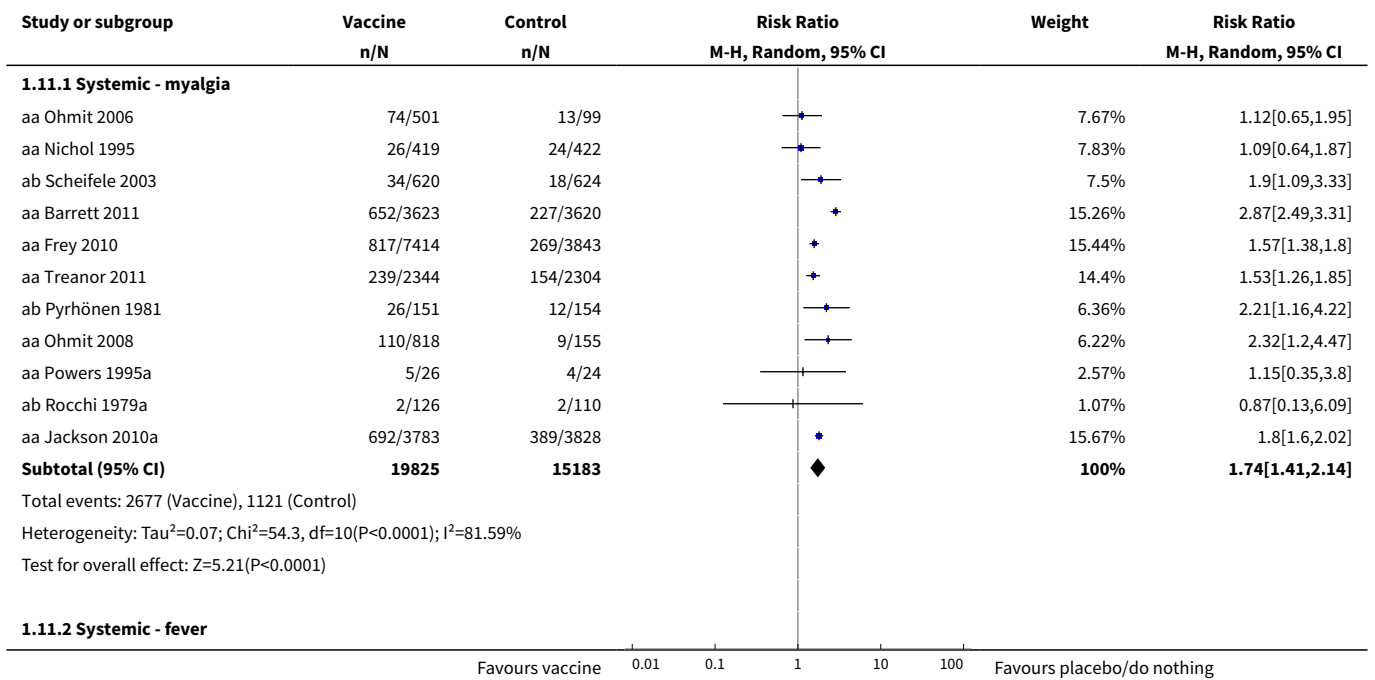


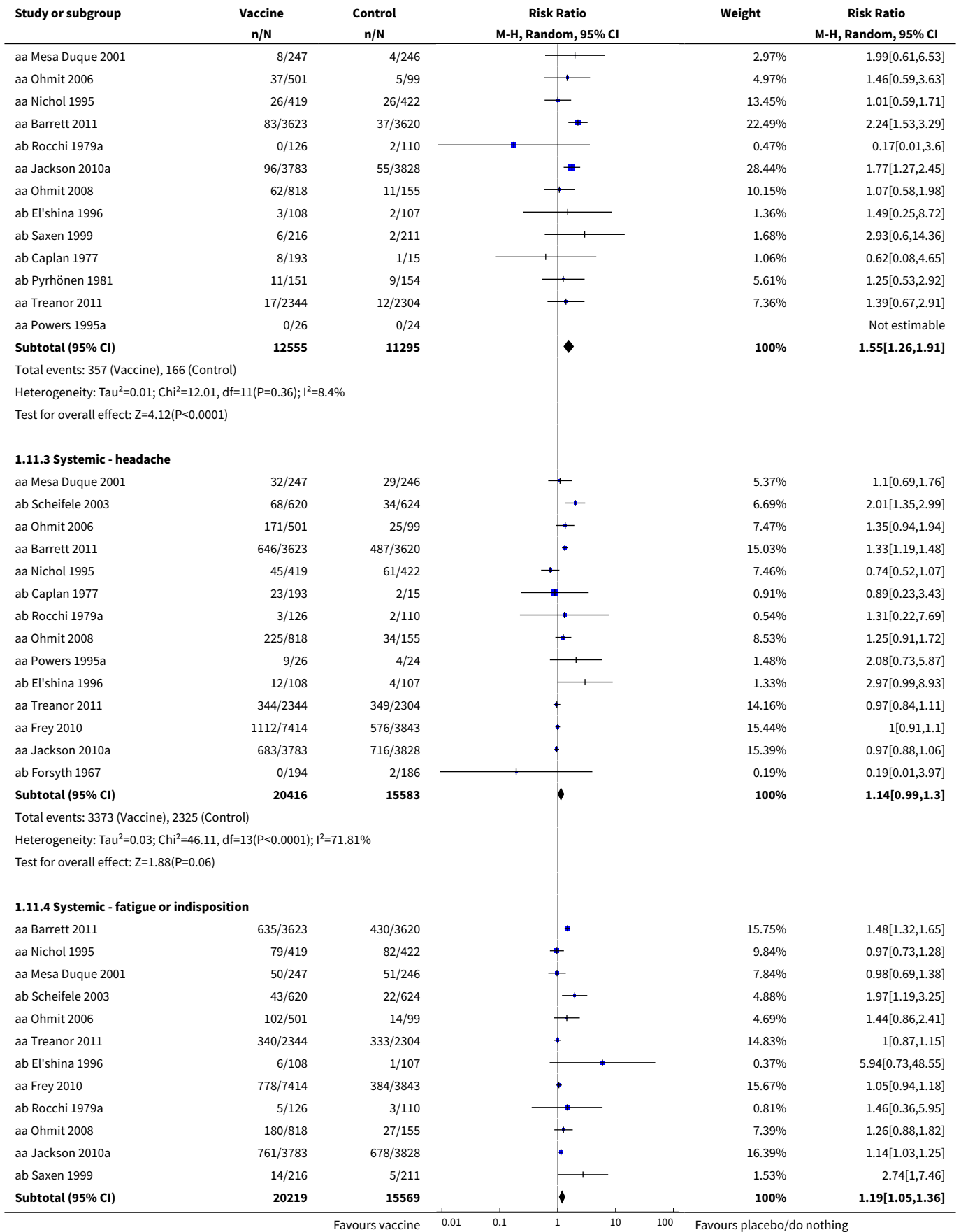
**Analysis 1.10. Comparison 1 Inactivated parenteral influenza vaccine versus placebo or 'do nothing', Outcome 10 Local harms.**

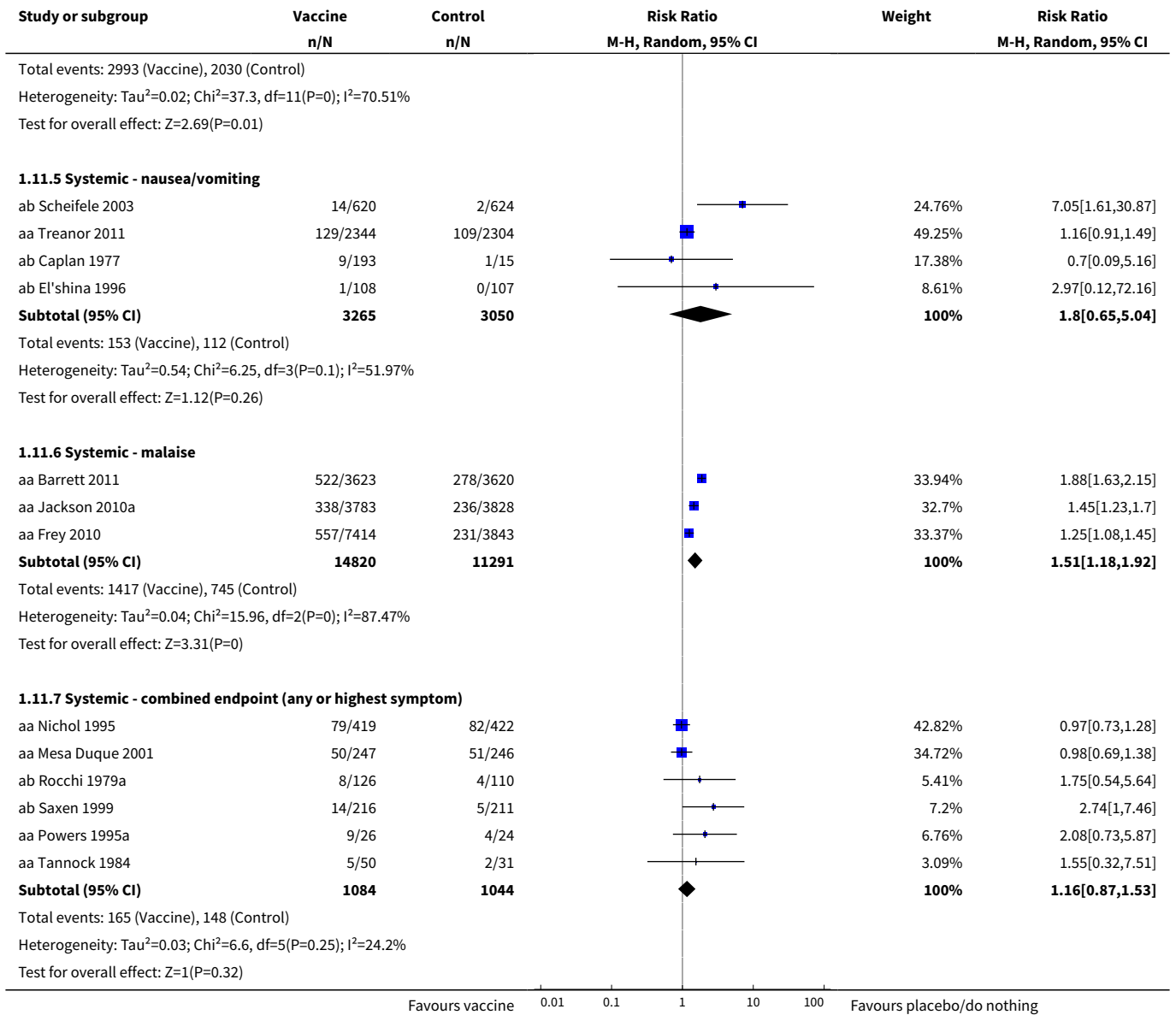




**Analysis 1.11. Comparison 1 Inactivated parenteral influenza vaccine versus placebo or 'do nothing', Outcome 11 Systemic harms.**







**Comparison 2. Live aerosol influenza vaccine versus placebo or 'do nothing'**

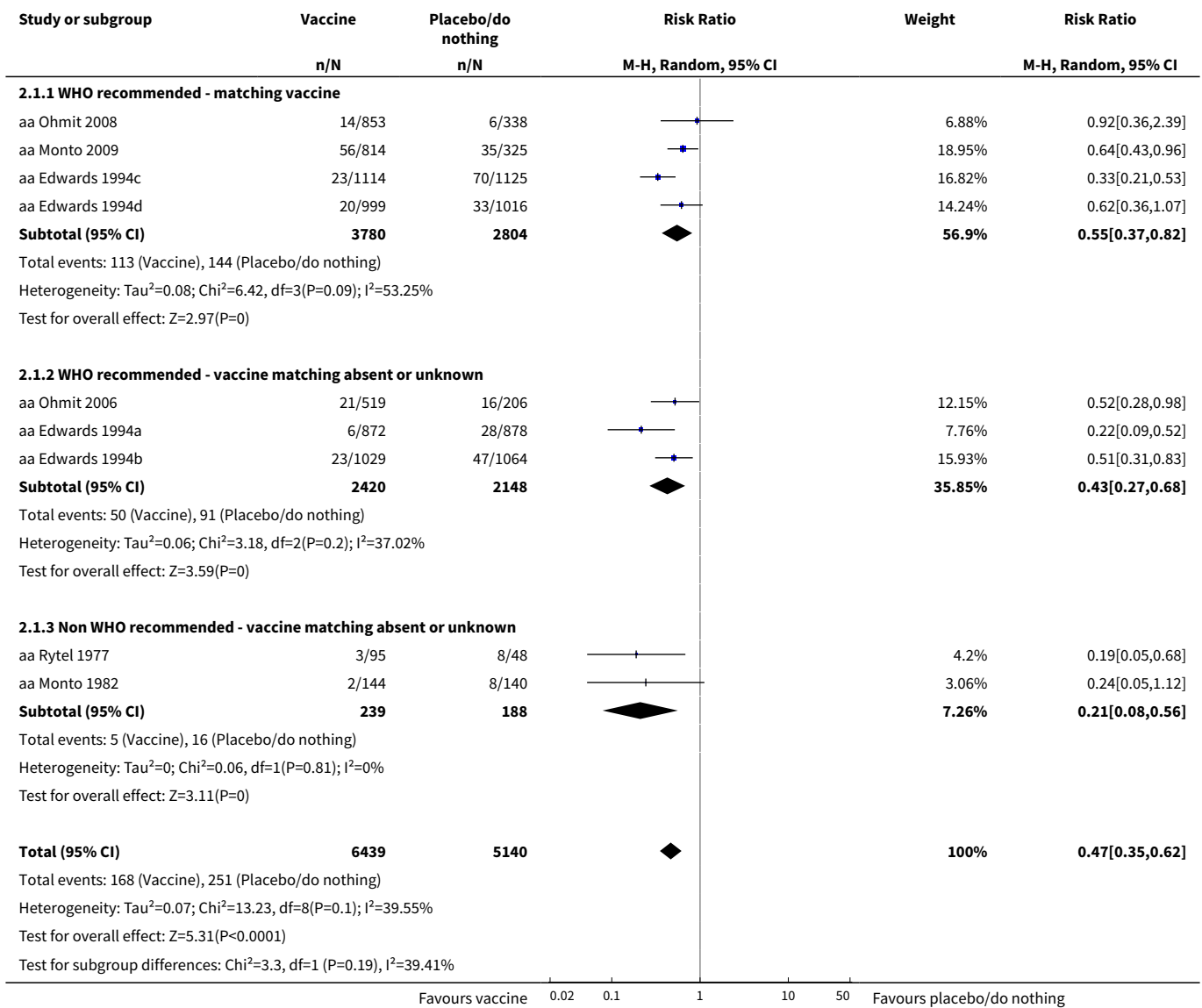
Outcome or subgroup title	No. of studies	No. of participants	Statistical method	Effect size
<b>1 Influenza</b>	9	11579	Risk Ratio (M-H, Random, 95% CI)	0.47 [0.35, 0.62]
1.1 WHO recommended - matching vaccine	4	6584	Risk Ratio (M-H, Random, 95% CI)	0.55 [0.37, 0.82]
1.2 WHO recommended - vaccine matching absent or unknown	3	4568	Risk Ratio (M-H, Random, 95% CI)	0.43 [0.27, 0.68]



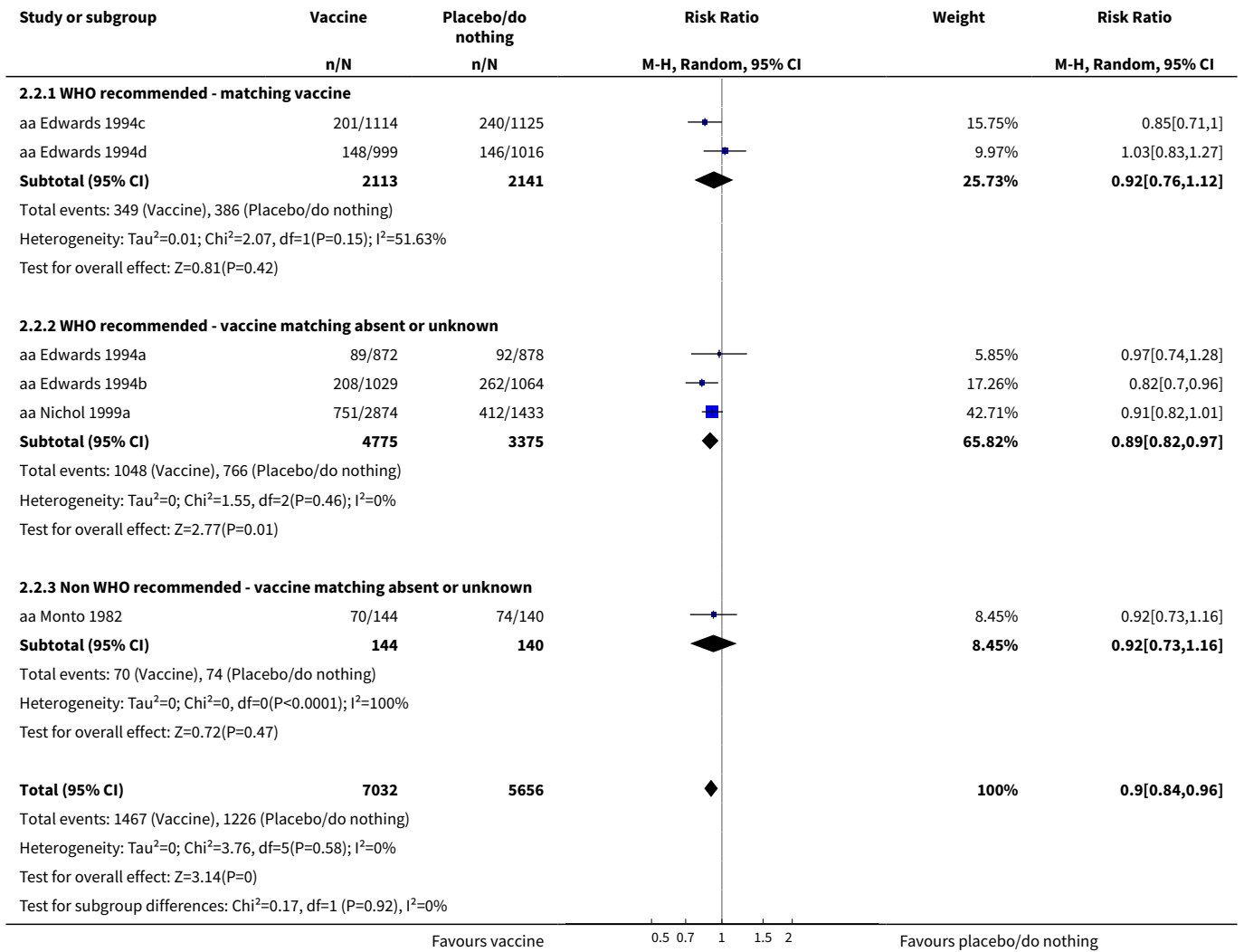
Outcome or subgroup title	No. of studies	No. of participants	Statistical method	Effect size
1.3 Non WHO recommended - vaccine matching absent or unknown	2	427	Risk Ratio (M-H, Random, 95% CI)	0.21 [0.08, 0.56]
<b>2 Influenza-like illness</b>	6	12688	Risk Ratio (M-H, Random, 95% CI)	0.90 [0.84, 0.96]
2.1 WHO recommended - matching vaccine	2	4254	Risk Ratio (M-H, Random, 95% CI)	0.92 [0.76, 1.12]
2.2 WHO recommended - vaccine matching absent or unknown	3	8150	Risk Ratio (M-H, Random, 95% CI)	0.89 [0.82, 0.97]
2.3 Non WHO recommended - vaccine matching absent or unknown	1	284	Risk Ratio (M-H, Random, 95% CI)	0.92 [0.73, 1.16]
<b>3 Influenza cases (clinically defined without clear definition)</b>	3	23900	Risk Ratio (M-H, Random, 95% CI)	0.89 [0.71, 1.11]
3.1 WHO recommended - matching vaccine	1	1931	Risk Ratio (M-H, Random, 95% CI)	0.63 [0.49, 0.80]
3.2 WHO recommended - vaccine matching absent or unknown	1	2082	Risk Ratio (M-H, Random, 95% CI)	1.05 [0.88, 1.25]
3.3 Non WHO recommended - vaccine matching absent or unknown	1	19887	Risk Ratio (M-H, Random, 95% CI)	0.98 [0.92, 1.05]
<b>4 Local harms</b>	13		Risk Ratio (M-H, Random, 95% CI)	Subtotals only
4.1 Local - upper respiratory infection symptoms	6	496	Risk Ratio (M-H, Random, 95% CI)	1.66 [1.22, 2.27]
4.2 Local - cough	6	2401	Risk Ratio (M-H, Random, 95% CI)	1.51 [1.08, 2.10]
4.3 Local - coryza	2	4782	Risk Ratio (M-H, Random, 95% CI)	1.56 [1.26, 1.94]
4.4 Local - sore throat	7	6940	Risk Ratio (M-H, Random, 95% CI)	1.66 [1.49, 1.86]
4.5 Local - hoarseness	1	306	Risk Ratio (M-H, Random, 95% CI)	1.21 [0.51, 2.83]
4.6 Local - combined endpoint (any or highest symptom)	3	4921	Risk Ratio (M-H, Random, 95% CI)	1.56 [1.31, 1.87]
<b>5 Systemic harms</b>	7		Risk Ratio (M-H, Random, 95% CI)	Subtotals only
5.1 Systemic - myalgia	4	1318	Risk Ratio (M-H, Random, 95% CI)	2.47 [1.26, 4.85]

Outcome or subgroup title	No. of studies	No. of participants	Statistical method	Effect size
5.2 Systemic - fever	4	1318	Risk Ratio (M-H, Random, 95% CI)	1.01 [0.54, 1.92]
5.3 Systemic - fatigue or indisposition	3	1018	Risk Ratio (M-H, Random, 95% CI)	1.39 [0.93, 2.07]
5.4 Systemic - headache	2	975	Risk Ratio (M-H, Random, 95% CI)	1.54 [1.09, 2.18]
5.5 Systemic - combined endpoint (any or highest symptom)	5	1018	Risk Ratio (M-H, Random, 95% CI)	1.40 [0.82, 2.38]

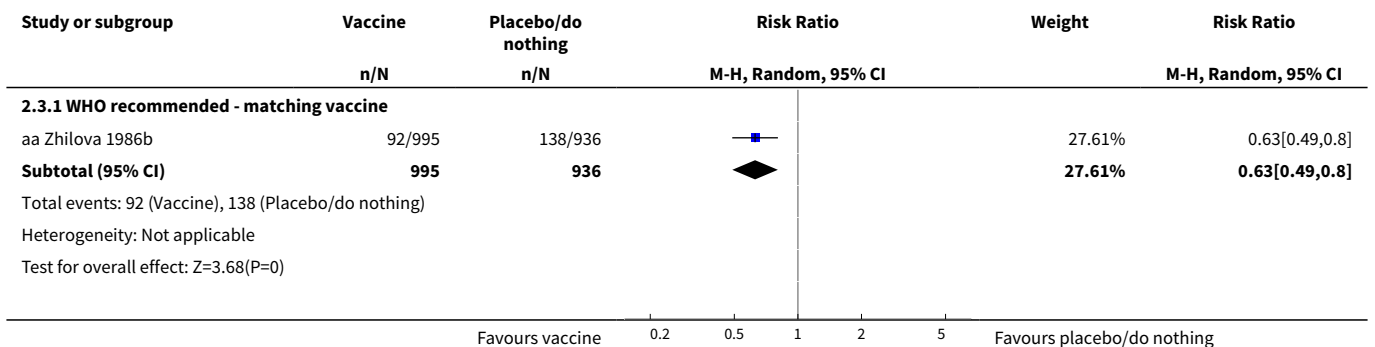
**Analysis 2.1. Comparison 2 Live aerosol influenza vaccine versus placebo or 'do nothing', Outcome 1 Influenza.**

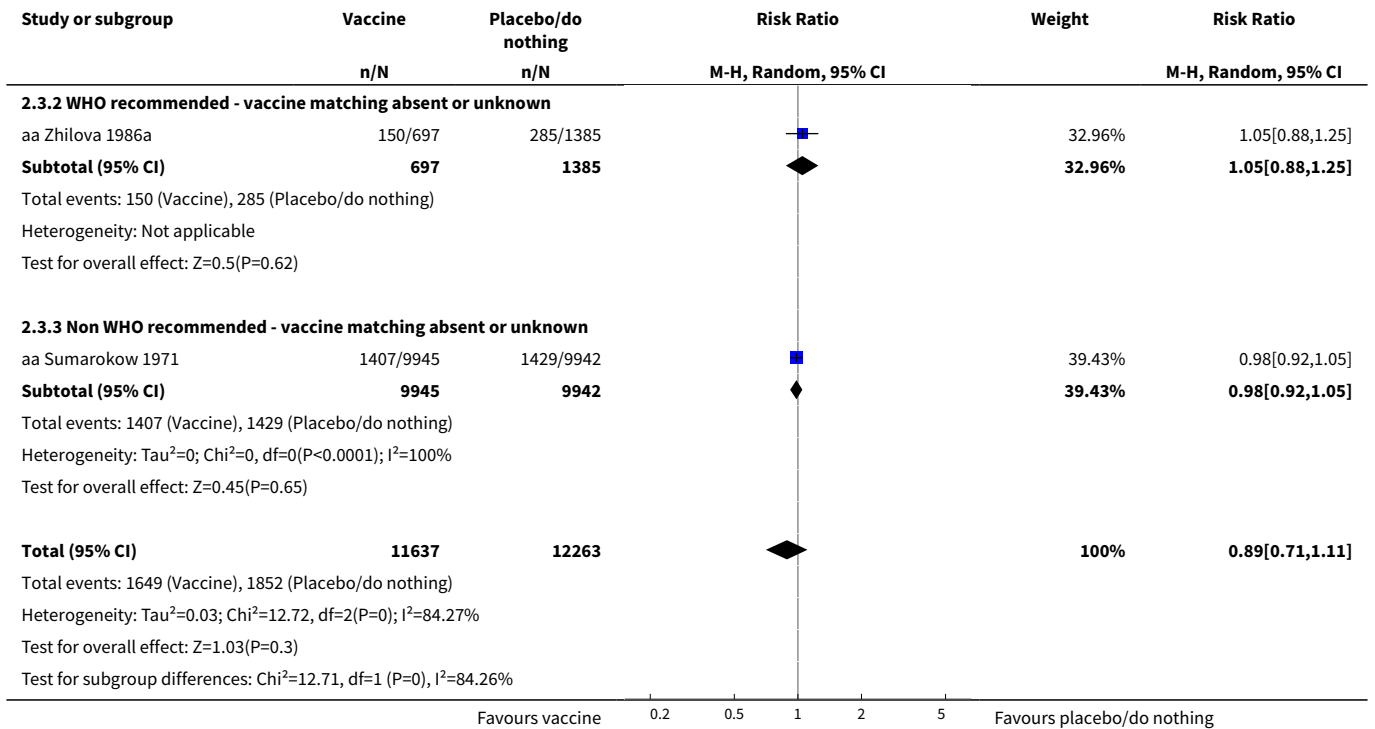


**Analysis 2.2. Comparison 2 Live aerosol influenza vaccine versus placebo or 'do nothing', Outcome 2 Influenza-like illness.**

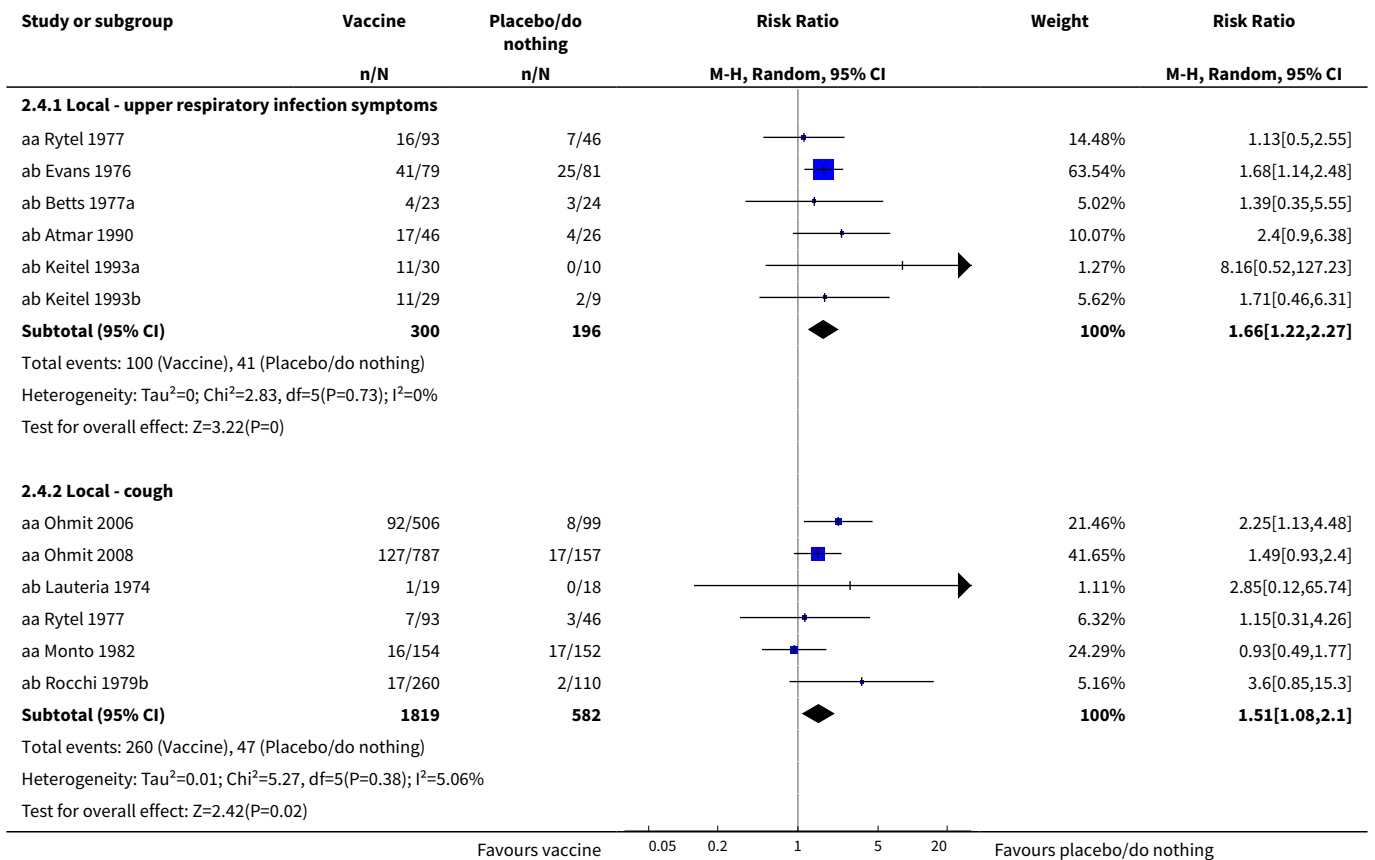


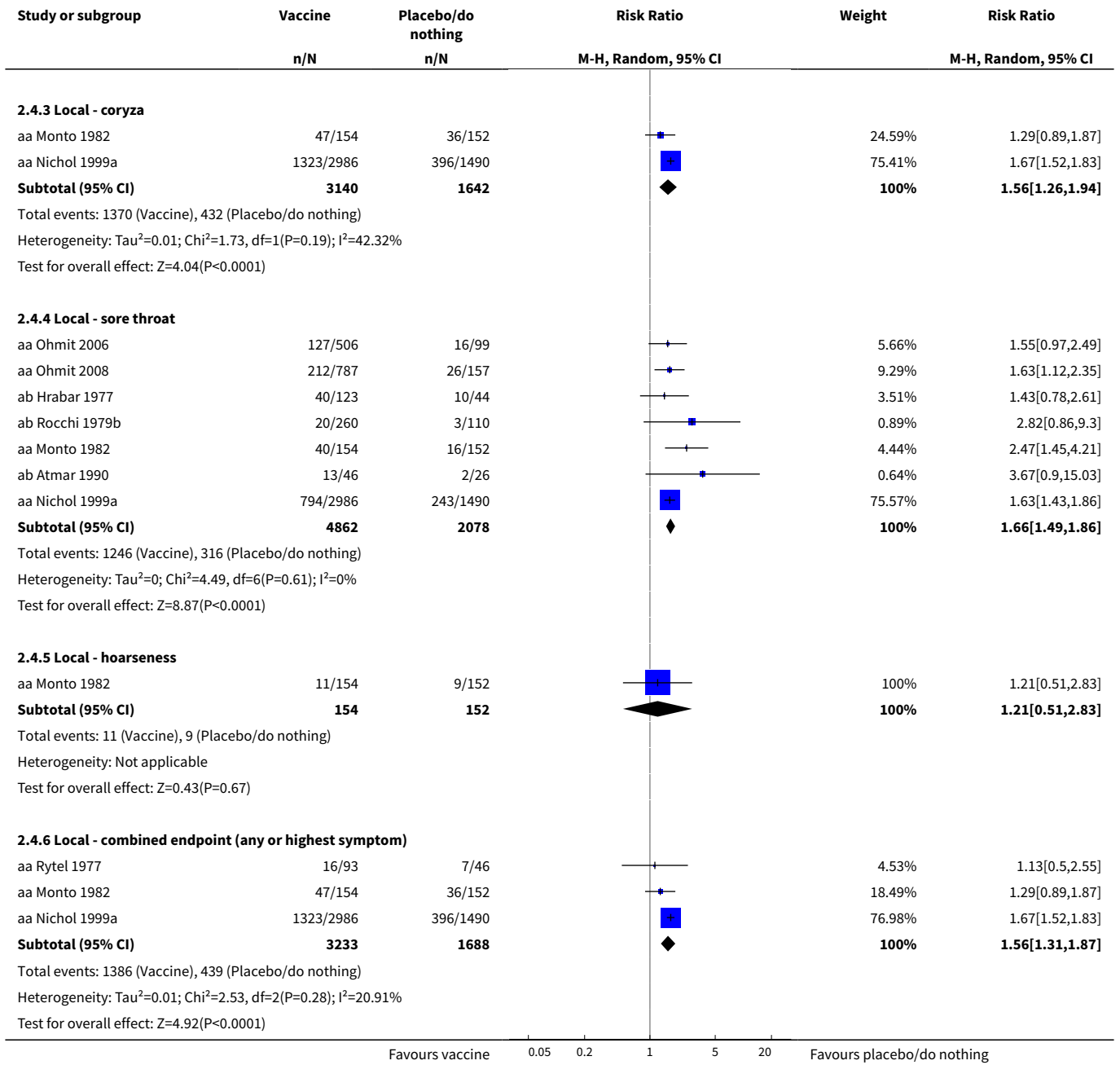
**Analysis 2.3. Comparison 2 Live aerosol influenza vaccine versus placebo or 'do nothing', Outcome 3 Influenza cases (clinically defined without clear definition).**



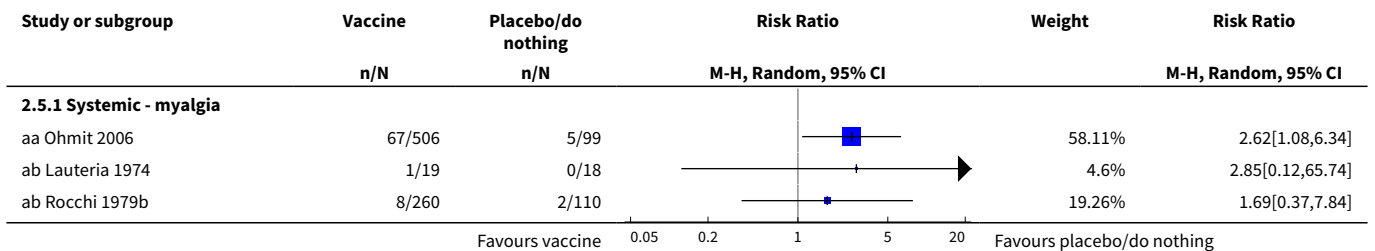


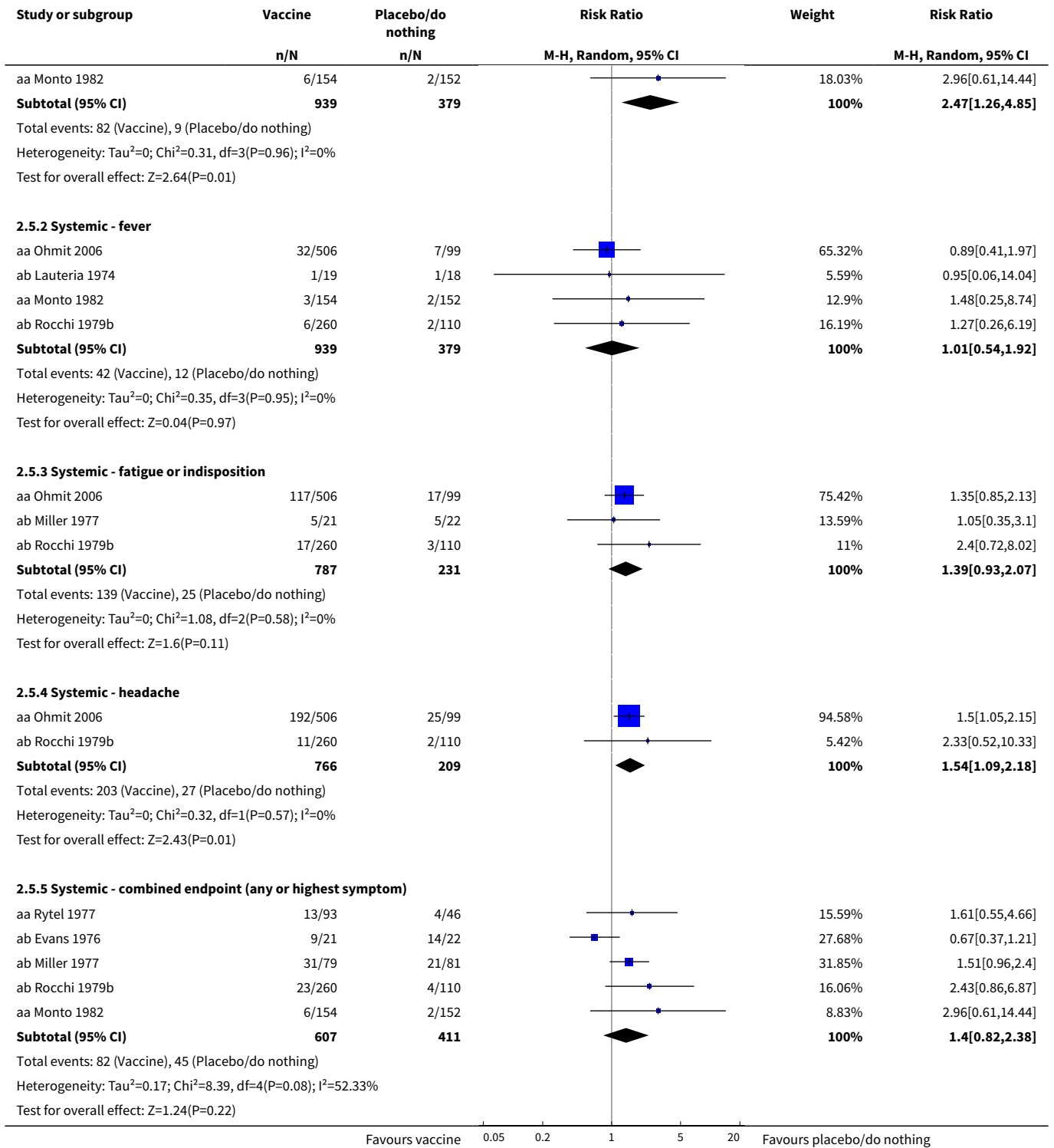
**Analysis 2.4. Comparison 2 Live aerosol influenza vaccine versus placebo or 'do nothing', Outcome 4 Local harms.**





**Analysis 2.5. Comparison 2 Live aerosol influenza vaccine versus placebo or 'do nothing', Outcome 5 Systemic harms.**

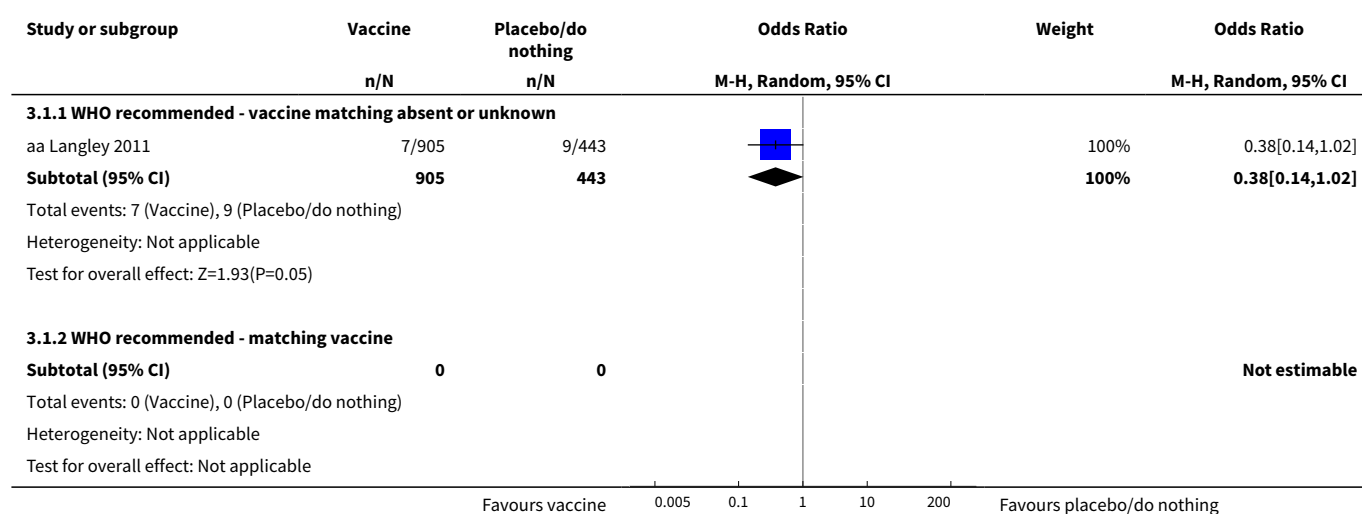


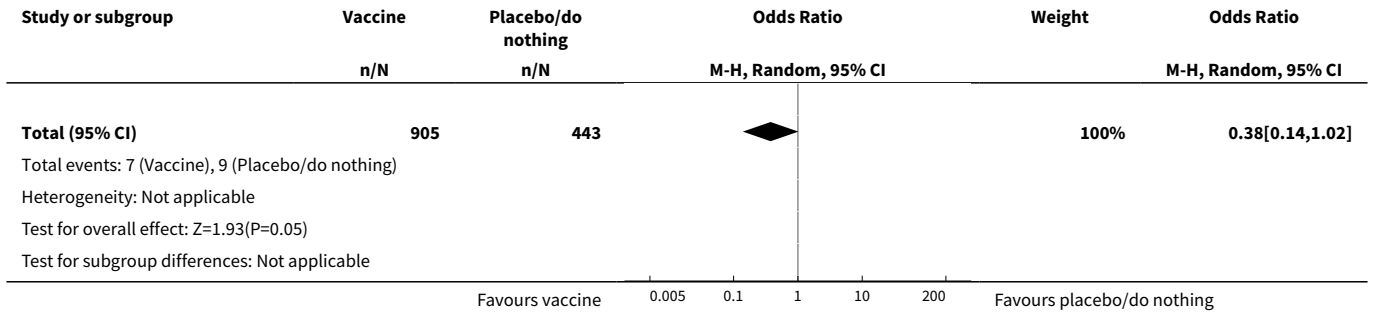


**Comparison 3. Inactivated aerosol influenza vaccine versus placebo or 'do nothing'**

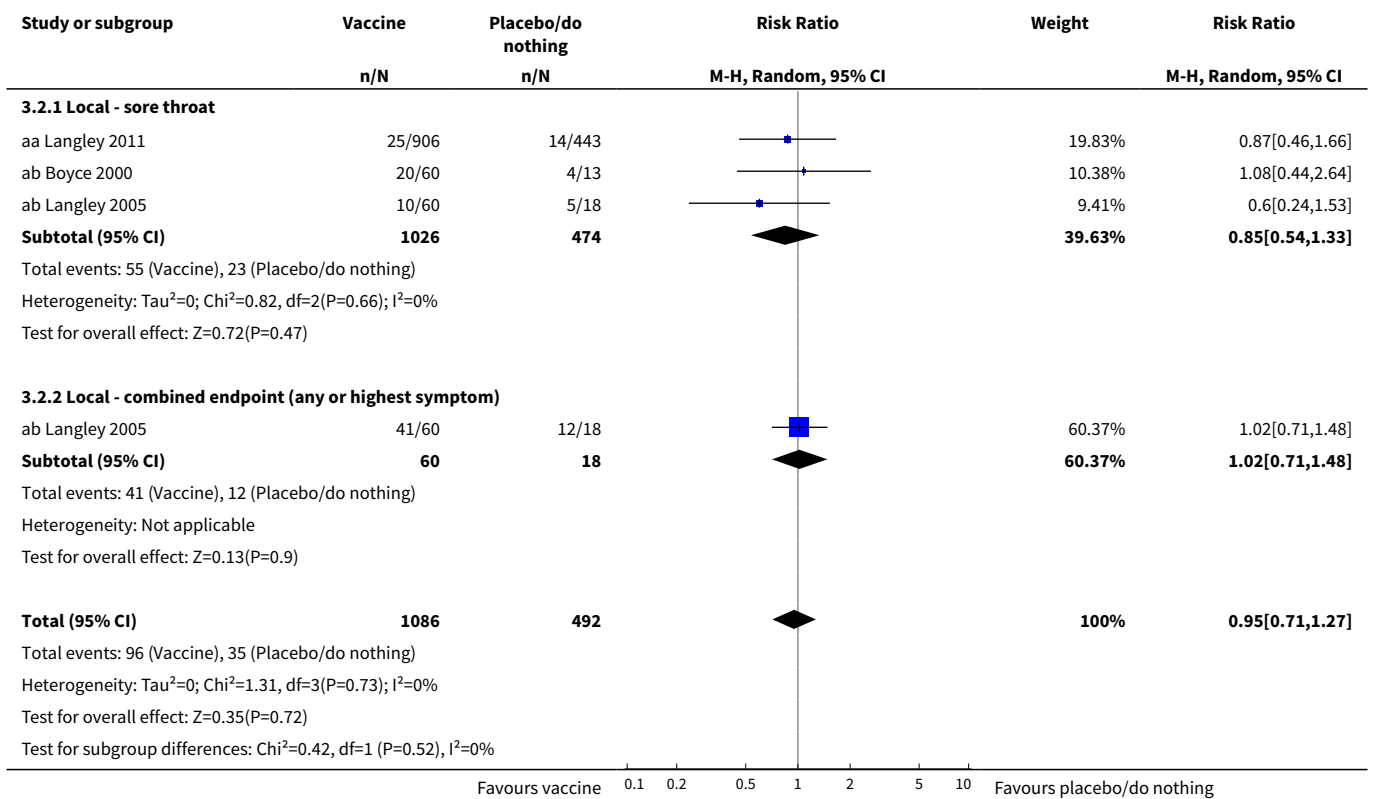
Outcome or subgroup title	No. of studies	No. of participants	Statistical method	Effect size
<b>1 Influenza</b>	1	1348	Odds Ratio (M-H, Random, 95% CI)	0.38 [0.14, 1.02]
1.1 WHO recommended - vaccine matching absent or unknown	1	1348	Odds Ratio (M-H, Random, 95% CI)	0.38 [0.14, 1.02]
1.2 WHO recommended - matching vaccine	0	0	Odds Ratio (M-H, Random, 95% CI)	0.0 [0.0, 0.0]
<b>2 Local harms</b>	3	1578	Risk Ratio (M-H, Random, 95% CI)	0.95 [0.71, 1.27]
2.1 Local - sore throat	3	1500	Risk Ratio (M-H, Random, 95% CI)	0.85 [0.54, 1.33]
2.2 Local - combined endpoint (any or highest symptom)	1	78	Risk Ratio (M-H, Random, 95% CI)	1.03 [0.71, 1.48]
<b>3 Systemic harms</b>	3	1880	Risk Ratio (M-H, Random, 95% CI)	1.07 [0.71, 1.62]
3.1 Systemic - myalgia	2	151	Risk Ratio (M-H, Random, 95% CI)	0.90 [0.36, 2.25]
3.2 Systemic - fatigue or indisposition	2	151	Risk Ratio (M-H, Random, 95% CI)	1.40 [0.52, 3.75]
3.3 Systemic - headache	2	151	Risk Ratio (M-H, Random, 95% CI)	1.52 [0.85, 2.72]
3.4 Systemic - fever	1	1349	Risk Ratio (M-H, Random, 95% CI)	0.49 [0.03, 7.80]
3.5 Systemic - combined endpoint (any or highest symptom)	1	78	Risk Ratio (M-H, Random, 95% CI)	0.36 [0.12, 1.04]

**Analysis 3.1. Comparison 3 Inactivated aerosol influenza vaccine versus placebo or 'do nothing', Outcome 1 Influenza.**

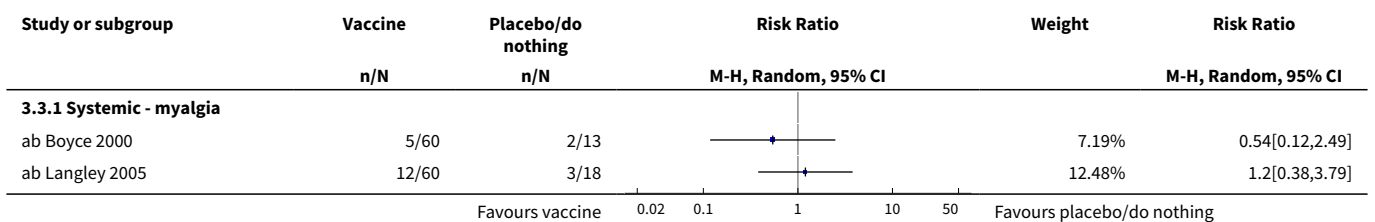




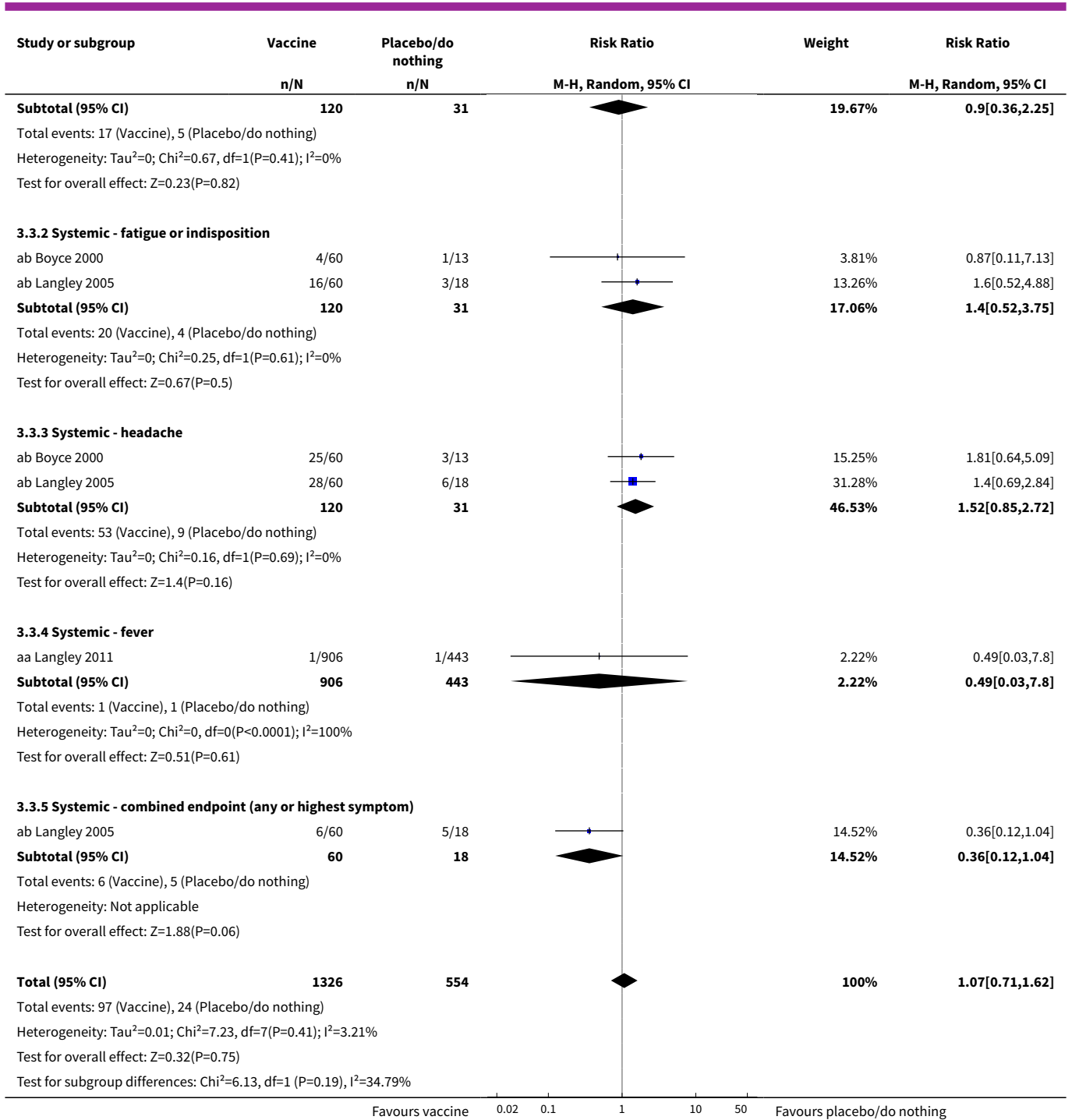
### Analysis 3.2. Comparison 3 Inactivated aerosol influenza vaccine versus placebo or 'do nothing', Outcome 2 Local harms.



### Analysis 3.3. Comparison 3 Inactivated aerosol influenza vaccine versus placebo or 'do nothing', Outcome 3 Systemic harms.





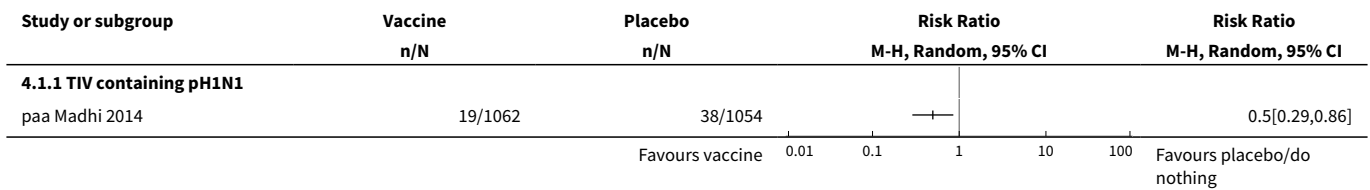


**Comparison 4. Inactivated parenteral influenza vaccine versus placebo or 'do nothing' administered during pregnancy**

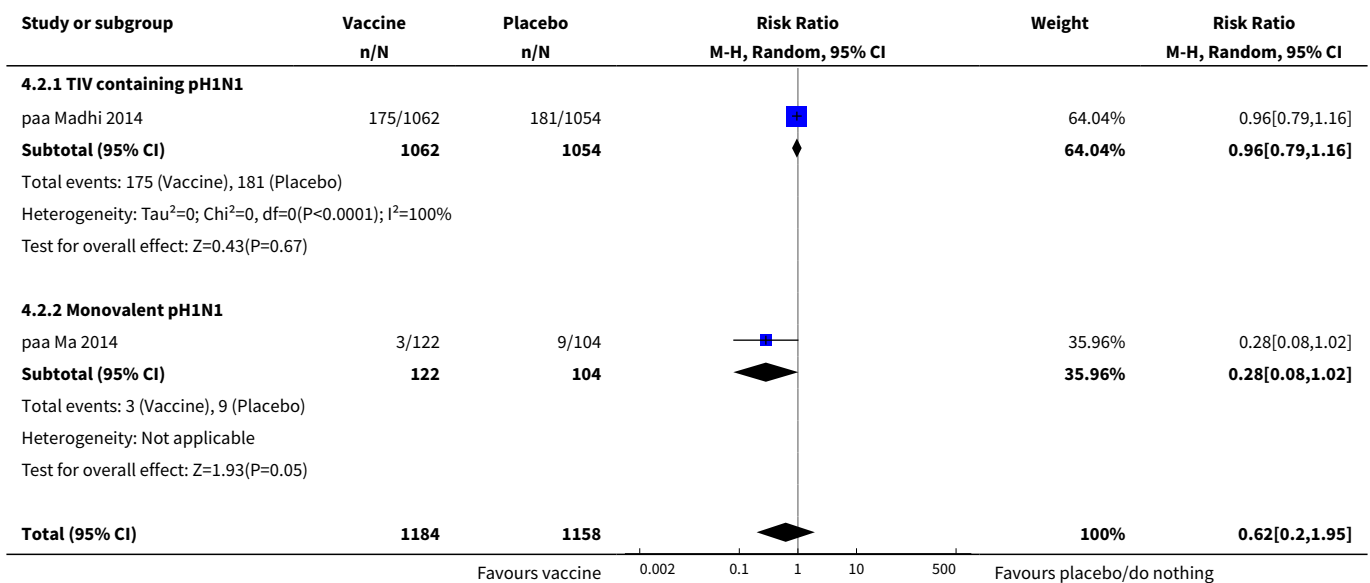
Outcome or subgroup title	No. of studies	No. of participants	Statistical method	Effect size
1 Influenza in mothers	1		Risk Ratio (M-H, Random, 95% CI)	Totals not selected

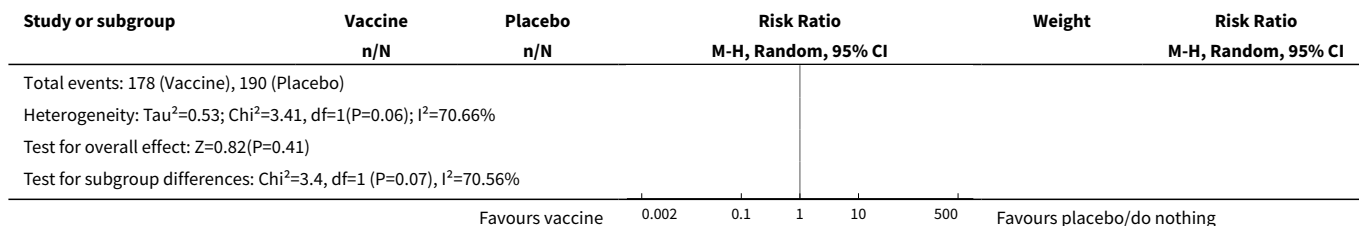
Outcome or subgroup title	No. of studies	No. of participants	Statistical method	Effect size
1.1 TIV containing pH1N1	1		Risk Ratio (M-H, Random, 95% CI)	0.0 [0.0, 0.0]
2 Influenza-like illness in mothers	2	2342	Risk Ratio (M-H, Random, 95% CI)	0.62 [0.20, 1.95]
2.1 TIV containing pH1N1	1	2116	Risk Ratio (M-H, Random, 95% CI)	0.96 [0.79, 1.16]
2.2 Monovalent pH1N1	1	226	Risk Ratio (M-H, Random, 95% CI)	0.28 [0.08, 1.02]
3 Influenza in newborn	1		Risk Ratio (M-H, Random, 95% CI)	Totals not selected
3.1 TIV containing pH1N1	1		Risk Ratio (M-H, Random, 95% CI)	0.0 [0.0, 0.0]
4 Influenza-like illness in newborn	1		Risk Ratio (M-H, Random, 95% CI)	Totals not selected
4.1 TIV containing pH1N1	1		Risk Ratio (M-H, Random, 95% CI)	0.0 [0.0, 0.0]

**Analysis 4.1. Comparison 4 Inactivated parenteral influenza vaccine versus placebo or 'do nothing' administered during pregnancy, Outcome 1 Influenza in mothers.**

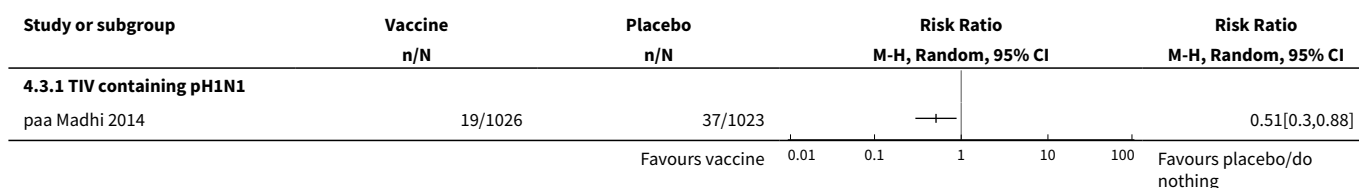


**Analysis 4.2. Comparison 4 Inactivated parenteral influenza vaccine versus placebo or 'do nothing' administered during pregnancy, Outcome 2 Influenza-like illness in mothers.**

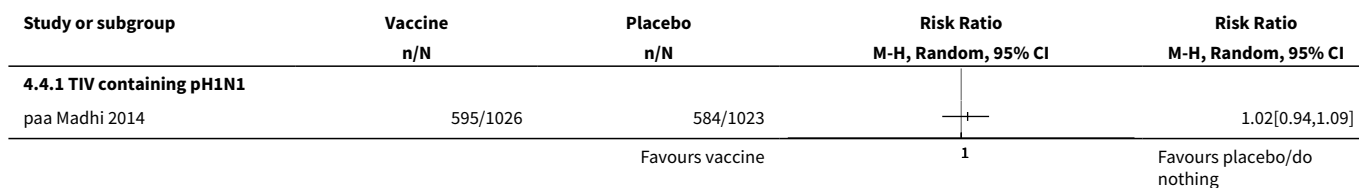




**Analysis 4.3. Comparison 4 Inactivated parenteral influenza vaccine versus placebo or 'do nothing' administered during pregnancy, Outcome 3 Influenza in newborn.**



**Analysis 4.4. Comparison 4 Inactivated parenteral influenza vaccine versus placebo or 'do nothing' administered during pregnancy, Outcome 4 Influenza-like illness in newborn.**



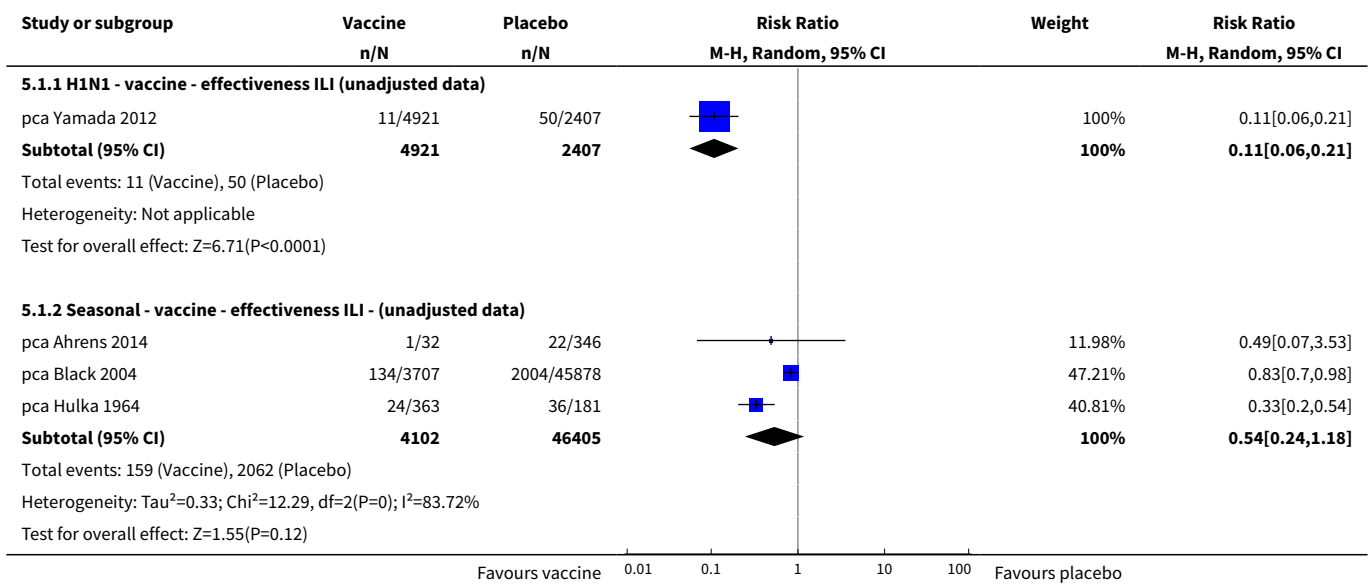
**Comparison 5. Inactivated parenteral influenza vaccine versus placebo - cohort studies**

Outcome or subgroup title	No. of studies	No. of participants	Statistical method	Effect size
<a href="#">1 Seasonal inactivated vaccine effectiveness in mothers - pregnant women</a>	4		Risk Ratio (M-H, Random, 95% CI)	Subtotals only
1.1 H1N1 - vaccine - effectiveness ILI (unadjusted data)	1	7328	Risk Ratio (M-H, Random, 95% CI)	0.11 [0.06, 0.21]
1.2 Seasonal - vaccine - effectiveness ILI - (unadjusted data)	3	50507	Risk Ratio (M-H, Random, 95% CI)	0.54 [0.24, 1.18]
<a href="#">2 Seasonal inactivated vaccine effectiveness in newborns - pregnant women</a>	2		Hazard Ratio (Random, 95% CI)	Subtotals only
2.1 Seasonal vaccine effectiveness ILI (HR adjusted data)	2		Hazard Ratio (Random, 95% CI)	0.96 [0.90, 1.03]
<a href="#">3 Seasonal inactivated vaccine effectiveness in newborns - pregnant women</a>	1		Risk Ratio (Random, 95% CI)	Subtotals only

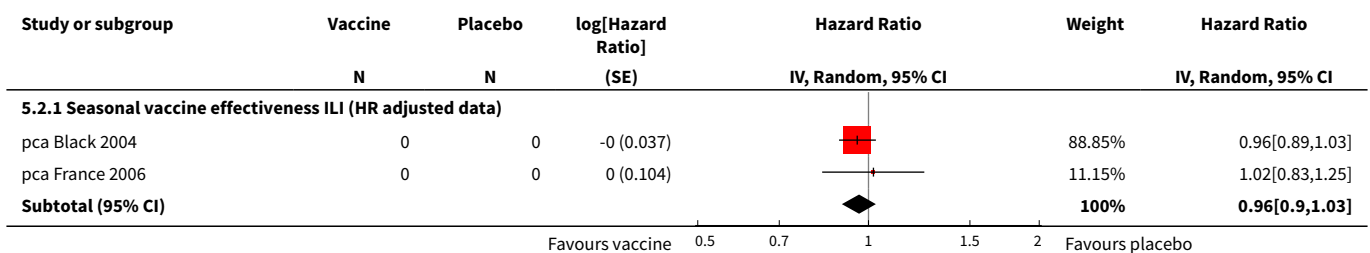
Outcome or subgroup title	No. of studies	No. of participants	Statistical method	Effect size
3.1 Seasonal vaccine effectiveness ILI (RR adjusted data)	1		Risk Ratio (Random, 95% CI)	0.92 [0.73, 1.16]
3.2 Seasonal vaccine efficacy influenza - laboratory-confirmed	1		Risk Ratio (Random, 95% CI)	0.59 [0.37, 0.94]
<a href="#">4 H1N1 vaccine - safety - pregnancy-related outcomes - pregnant women</a>	15		Odds Ratio (Random, 95% CI)	Subtotals only
4.1 Abortion (OR adjusted data)	5		Odds Ratio (Random, 95% CI)	0.75 [0.62, 0.90]
4.2 Abortion (HR adjusted data)	3		Odds Ratio (Random, 95% CI)	0.81 [0.63, 1.04]
4.3 Congenital malformation (OR adjusted data)	6		Odds Ratio (Random, 95% CI)	1.11 [0.99, 1.23]
4.4 Prematurity (< 37 weeks) (OR unadjusted data)	11		Odds Ratio (Random, 95% CI)	0.76 [0.67, 0.85]
4.5 Prematurity (< 37 weeks) (OR adjusted data)	7		Odds Ratio (Random, 95% CI)	0.84 [0.76, 0.93]
4.6 Prematurity (< 37 weeks) (HR adjusted data)	2		Odds Ratio (Random, 95% CI)	1.11 [0.46, 2.68]
4.7 Prematurity (< 37 weeks) vaccination in I trimester OR adjusted data	2		Odds Ratio (Random, 95% CI)	1.08 [0.92, 1.28]
4.8 Prematurity (< 37 weeks) vaccination in II/III trimester OR adjusted data	2		Odds Ratio (Random, 95% CI)	0.96 [0.87, 1.06]
4.9 Neonatal death (OR adjusted data)	2		Odds Ratio (Random, 95% CI)	1.09 [0.40, 2.95]
<a href="#">5 Seasonal vaccine - safety - pregnancy-related outcomes - pregnant women</a>	7		Odds Ratio (Random, 95% CI)	Subtotals only
5.1 Abortion (OR unadjusted data)	1		Odds Ratio (Random, 95% CI)	0.60 [0.41, 0.86]
5.2 Congenital malformation (OR unadjusted data)	2		Odds Ratio (Random, 95% CI)	0.55 [0.08, 3.73]
5.3 Prematurity (OR unadjusted data)	6		Odds Ratio (Random, 95% CI)	0.95 [0.82, 1.10]
5.4 Prematurity (OR adjusted data)	2		Odds Ratio (Random, 95% CI)	0.93 [0.82, 1.06]
5.5 Neonatal death (OR unadjusted data)	1		Odds Ratio (Random, 95% CI)	0.55 [0.35, 0.88]

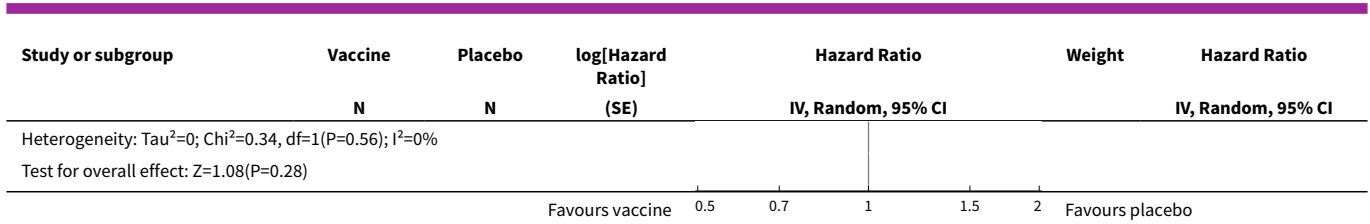
Outcome or subgroup title	No. of studies	No. of participants	Statistical method	Effect size
6 Seasonal vaccine containing H1N1	2		Risk Ratio (Random, 95% CI)	Subtotals only
6.1 Prematurity (37 weeks) vaccination in I trimester HR adjusted data	2		Risk Ratio (Random, 95% CI)	1.63 [0.76, 3.47]
6.2 Prematurity (< 37 weeks) vaccination in II trimester HR adjusted data	2		Risk Ratio (Random, 95% CI)	1.48 [0.21, 10.64]
6.3 Prematurity (< 37 weeks) vaccination in III trimester HR adjusted data	2		Risk Ratio (Random, 95% CI)	1.37 [0.44, 4.25]
6.4 Prematurity (< 37 weeks) vaccination at any time during pregnancy HR adjusted data	2		Risk Ratio (Random, 95% CI)	1.75 [0.57, 5.44]

**Analysis 5.1. Comparison 5 Inactivated parenteral influenza vaccine versus placebo - cohort studies, Outcome 1 Seasonal inactivated vaccine effectiveness in mothers - pregnant women.**

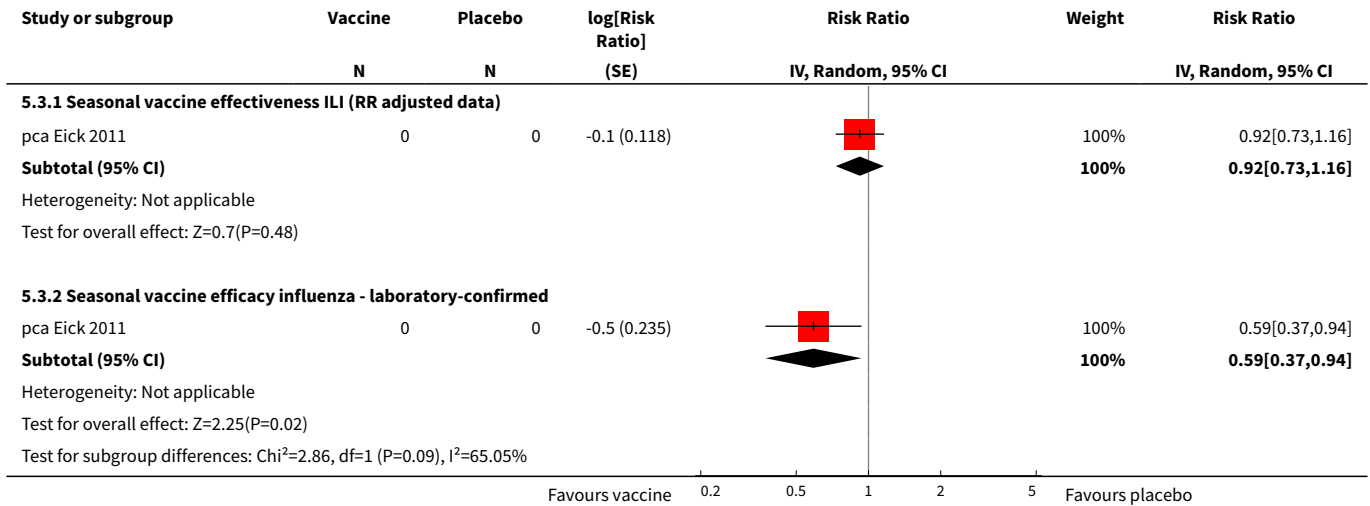


**Analysis 5.2. Comparison 5 Inactivated parenteral influenza vaccine versus placebo - cohort studies, Outcome 2 Seasonal inactivated vaccine effectiveness in newborns - pregnant women.**

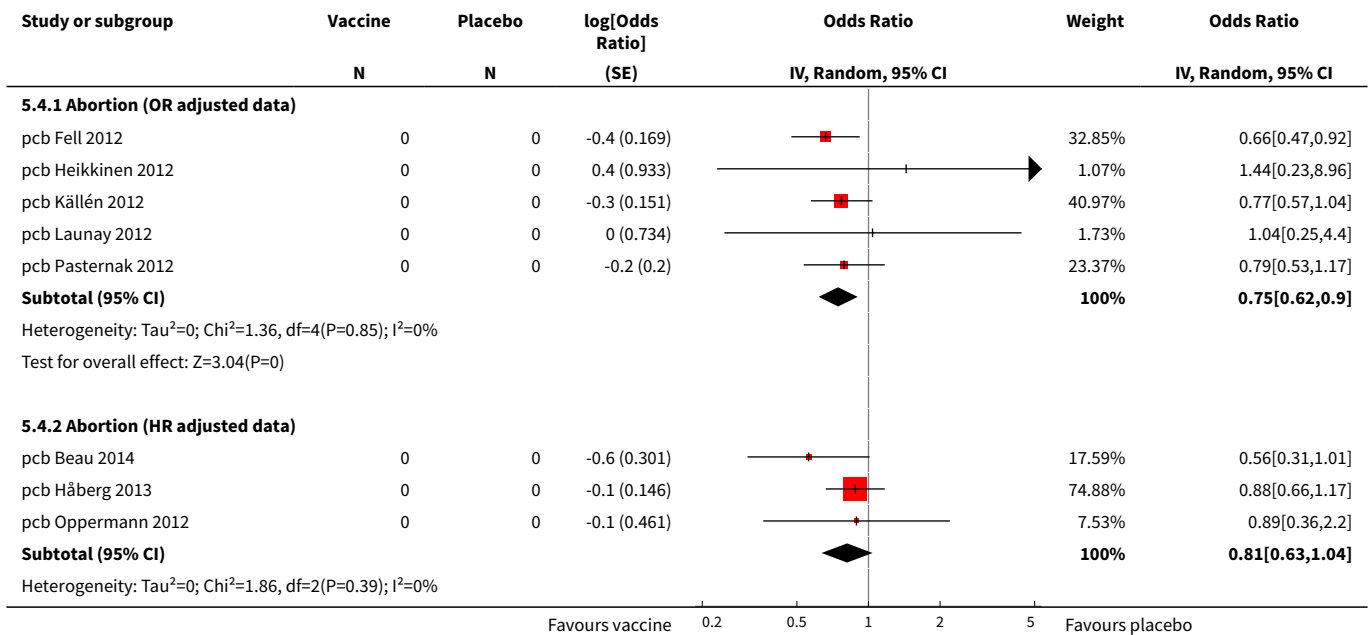


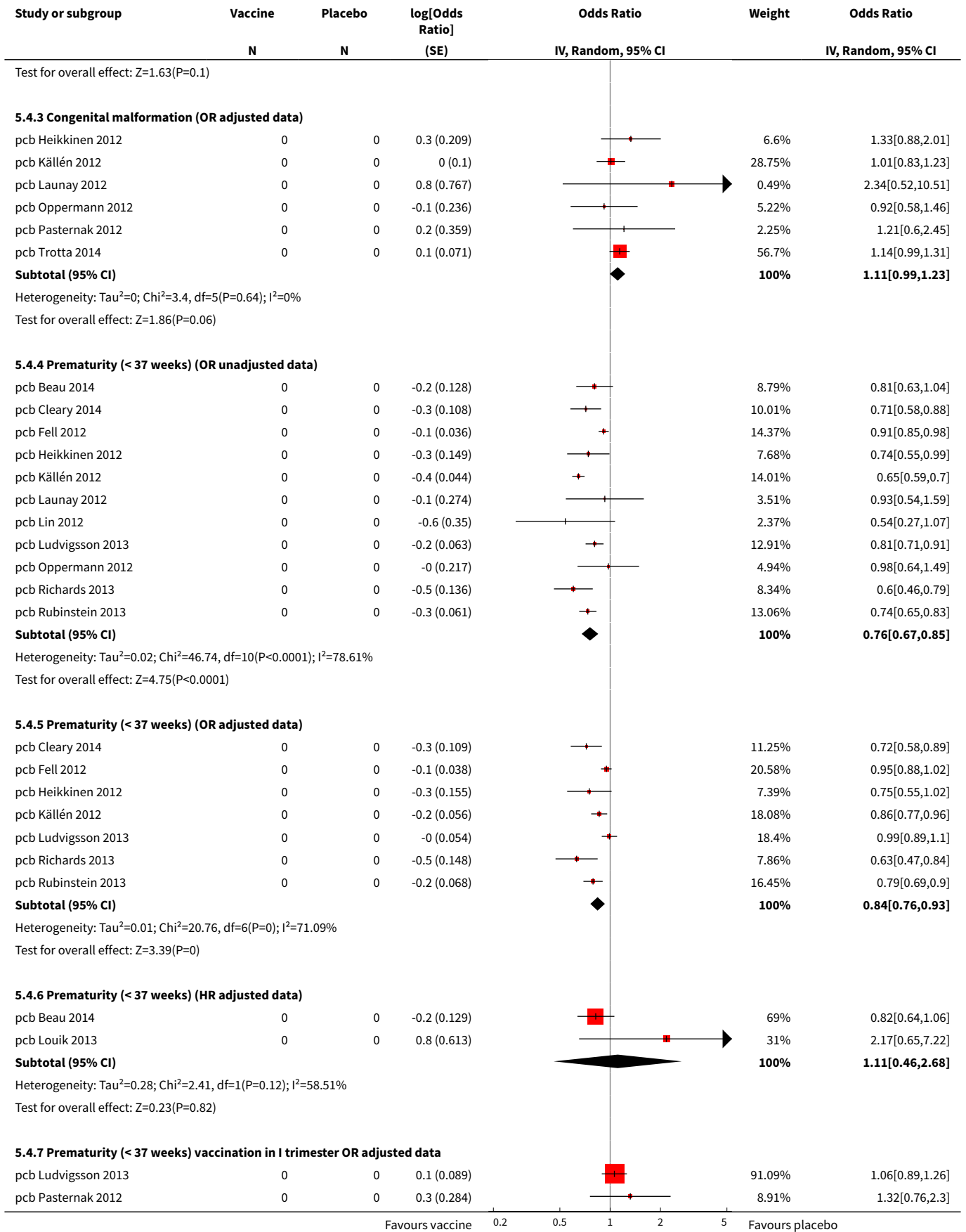


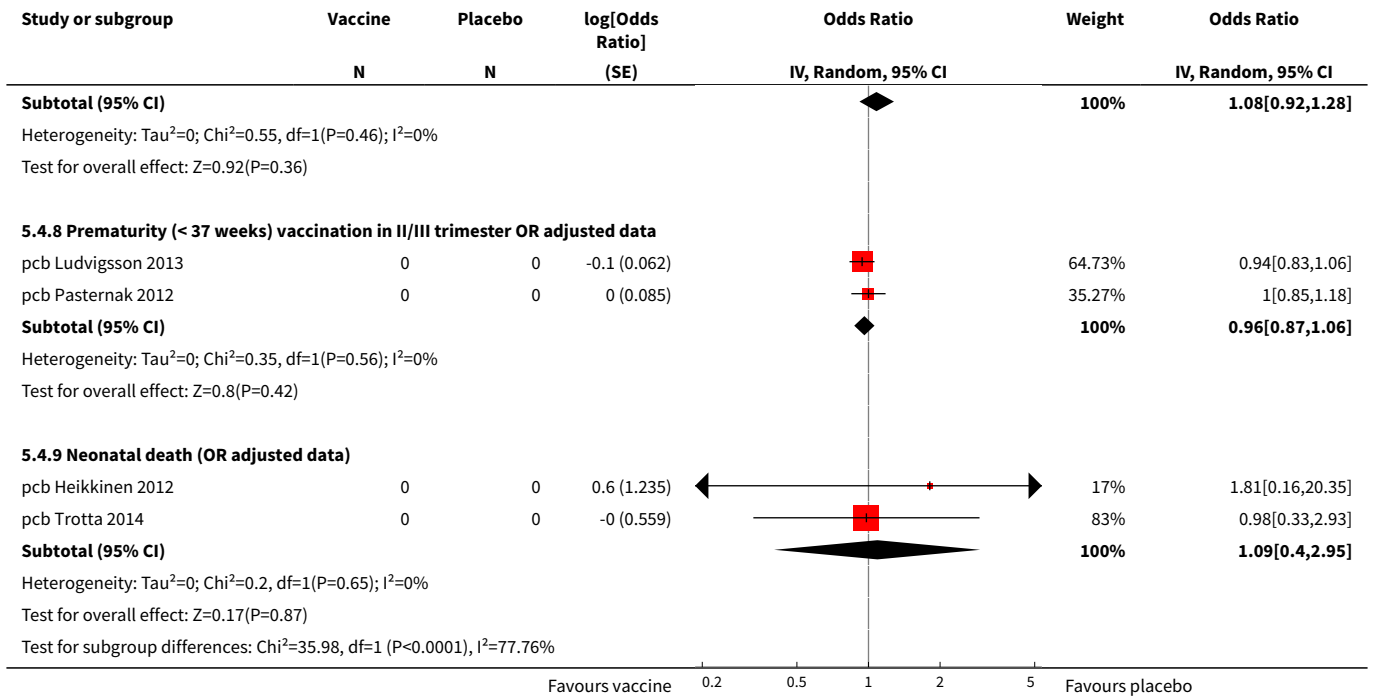
**Analysis 5.3. Comparison 5 Inactivated parenteral influenza vaccine versus placebo - cohort studies, Outcome 3 Seasonal inactivated vaccine effectiveness in newborns - pregnant women.**



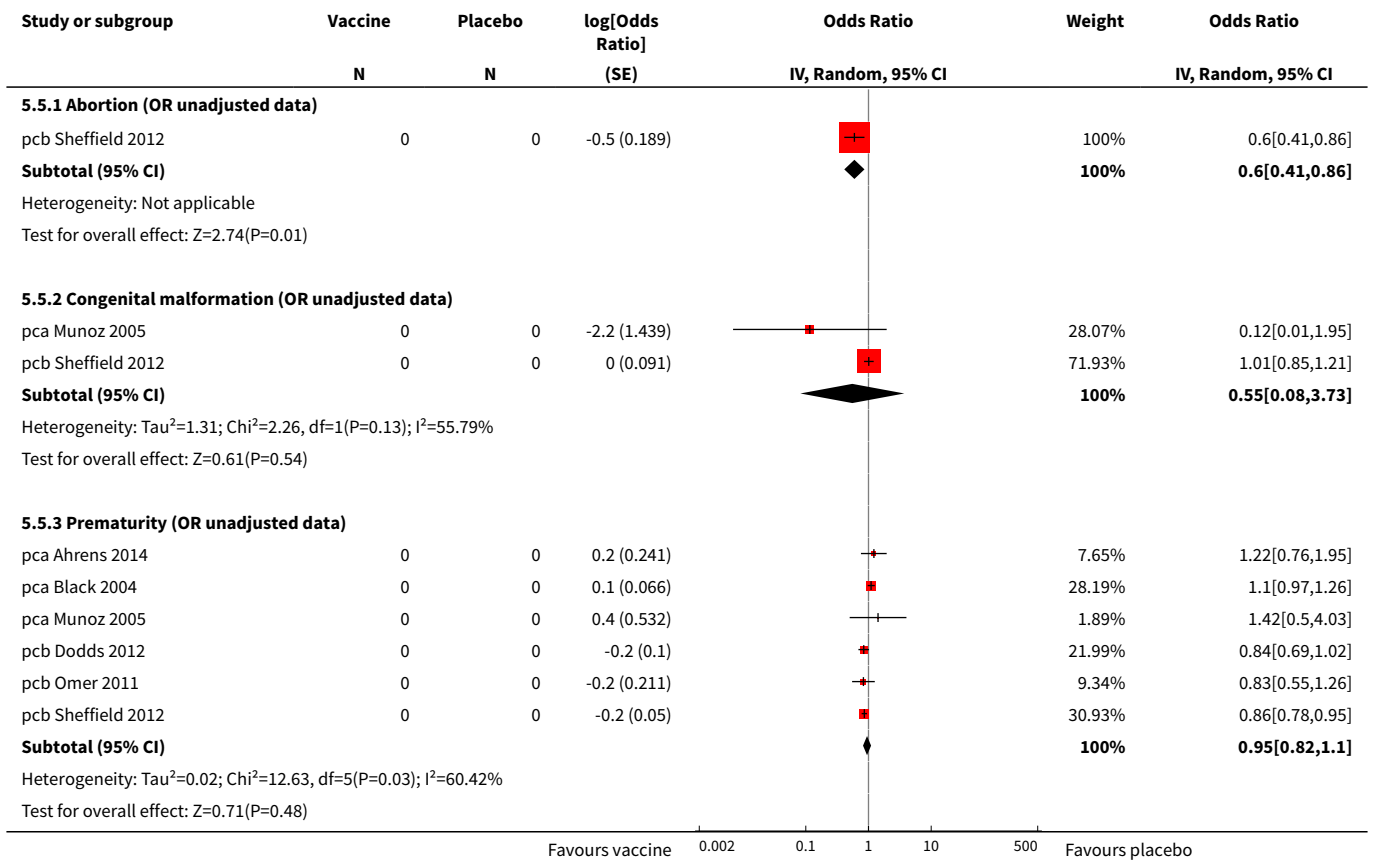
**Analysis 5.4. Comparison 5 Inactivated parenteral influenza vaccine versus placebo - cohort studies, Outcome 4 H1N1 vaccine - safety - pregnancy-related outcomes - pregnant women.**



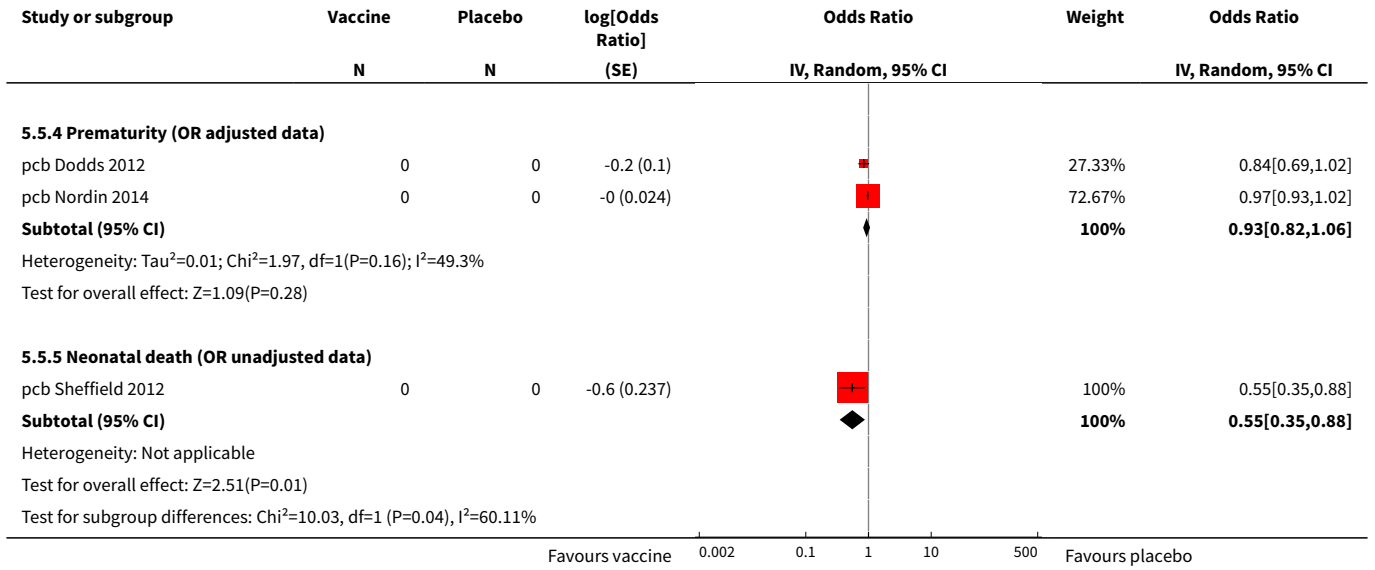




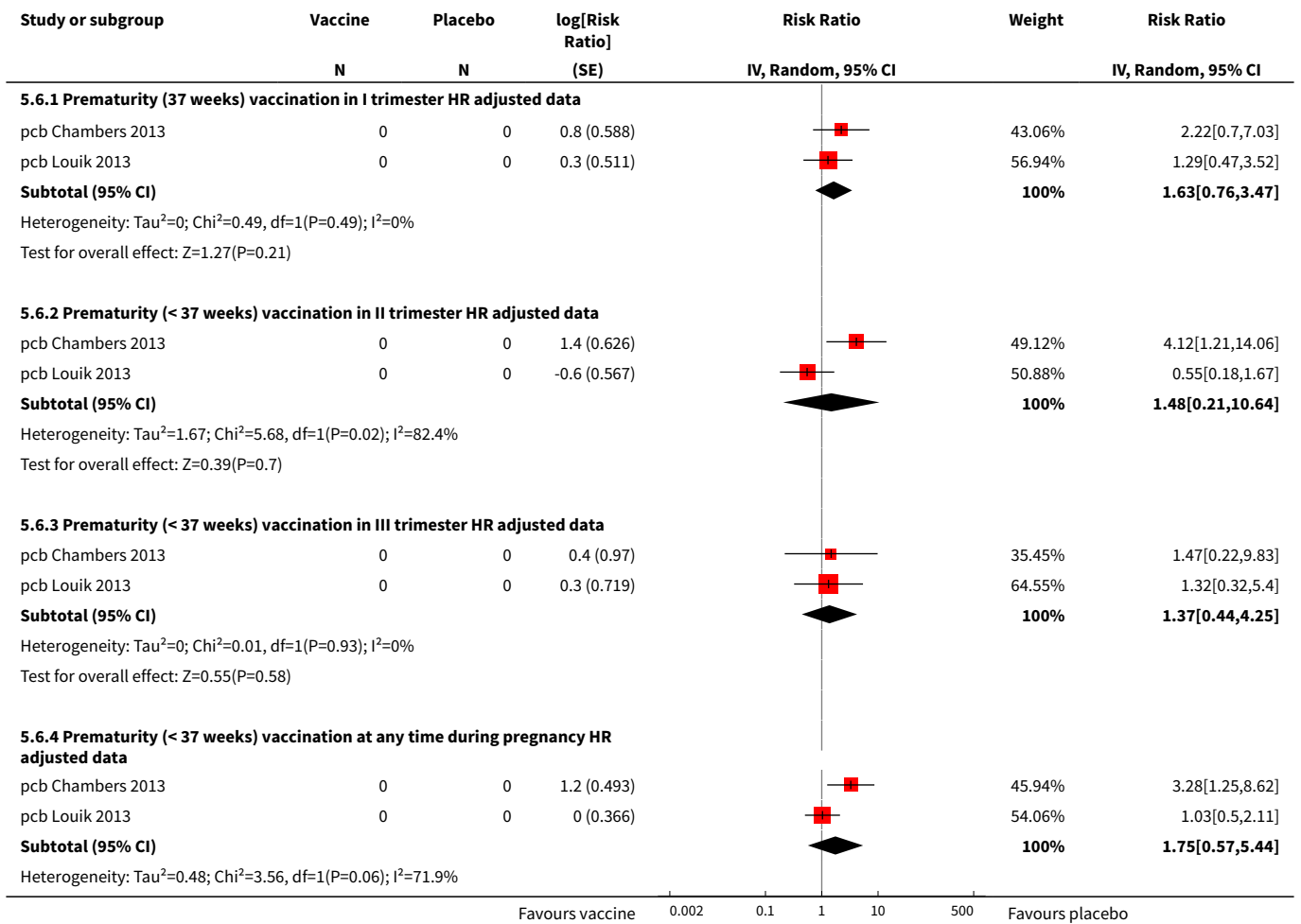
**Analysis 5.5. Comparison 5 Inactivated parenteral influenza vaccine versus placebo - cohort studies, Outcome 5 Seasonal vaccine - safety - pregnancy-related outcomes - pregnant women.**

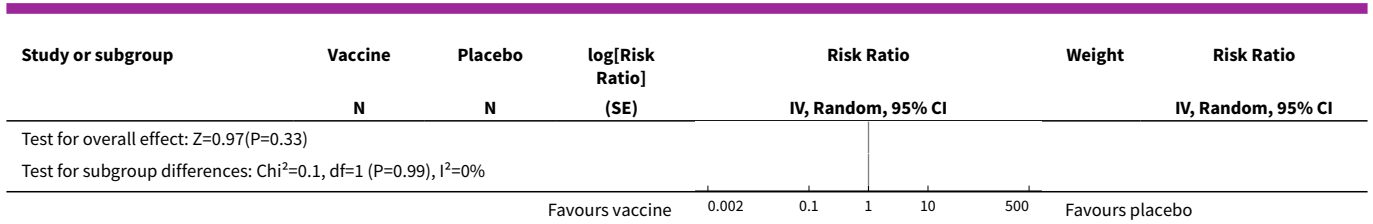






**Analysis 5.6. Comparison 5 Inactivated parenteral influenza vaccine versus placebo - cohort studies, Outcome 6 Seasonal vaccine containing H1N1.**

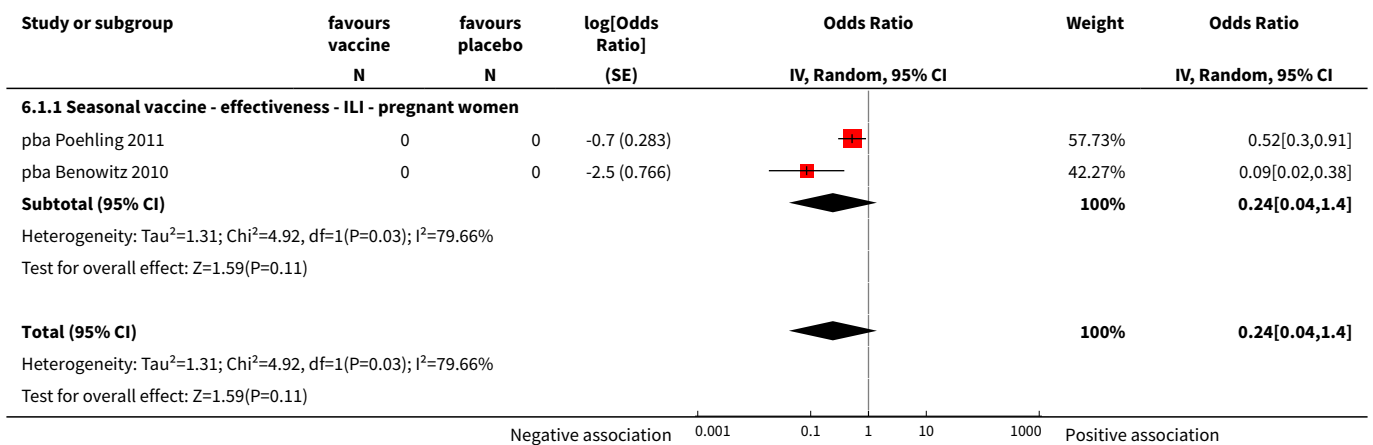




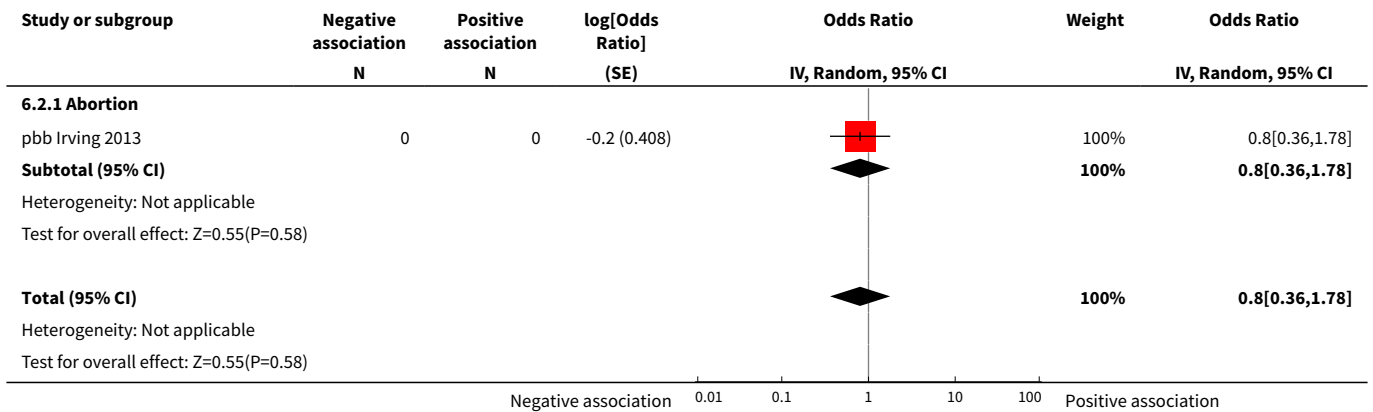
**Comparison 6. Inactivated parenteral influenza vaccine versus placebo - case-control studies**

Outcome or subgroup title	No. of studies	No. of participants	Statistical method	Effect size
1 Effectiveness in newborns - pregnant women (adjusted data)	2		Odds Ratio (Random, 95% CI)	0.24 [0.04, 1.40]
1.1 Seasonal vaccine - effectiveness - ILI - pregnant women	2		Odds Ratio (Random, 95% CI)	0.24 [0.04, 1.40]
2 Seasonal vaccine safety - pregnancy-related outcomes (adjusted data)	1		Odds Ratio (Random, 95% CI)	0.80 [0.36, 1.78]
2.1 Abortion	1		Odds Ratio (Random, 95% CI)	0.80 [0.36, 1.78]

**Analysis 6.1. Comparison 6 Inactivated parenteral influenza vaccine versus placebo - case-control studies, Outcome 1 Effectiveness in newborns - pregnant women (adjusted data).**



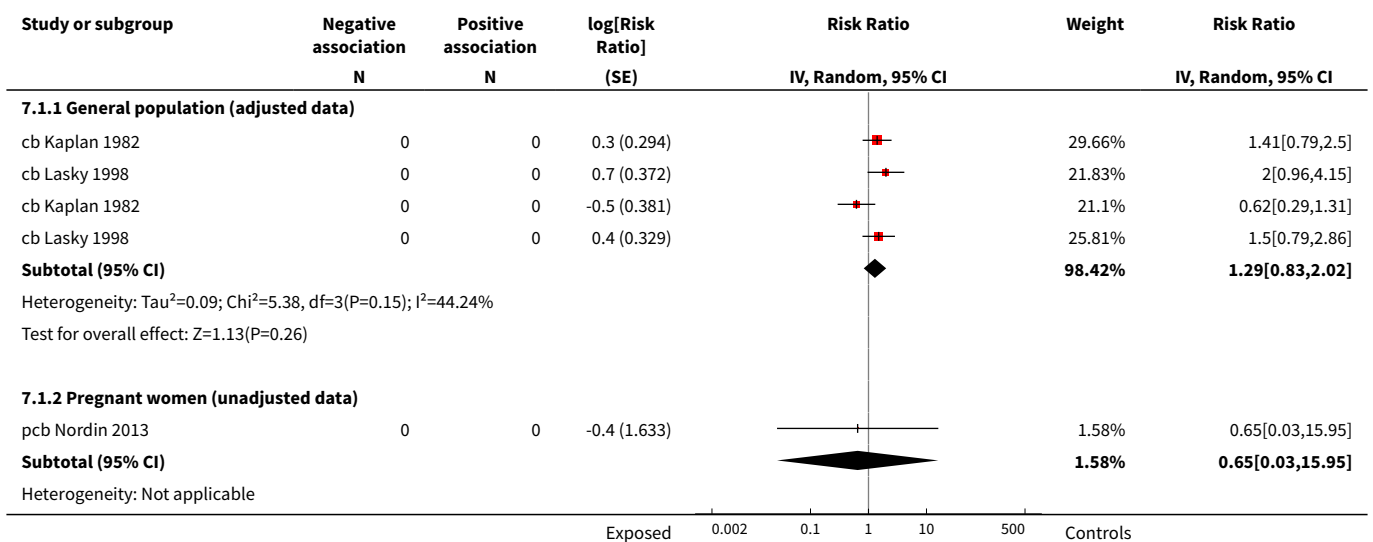
**Analysis 6.2. Comparison 6 Inactivated parenteral influenza vaccine versus placebo - case-control studies, Outcome 2 Seasonal vaccine safety - pregnancy-related outcomes (adjusted data).**

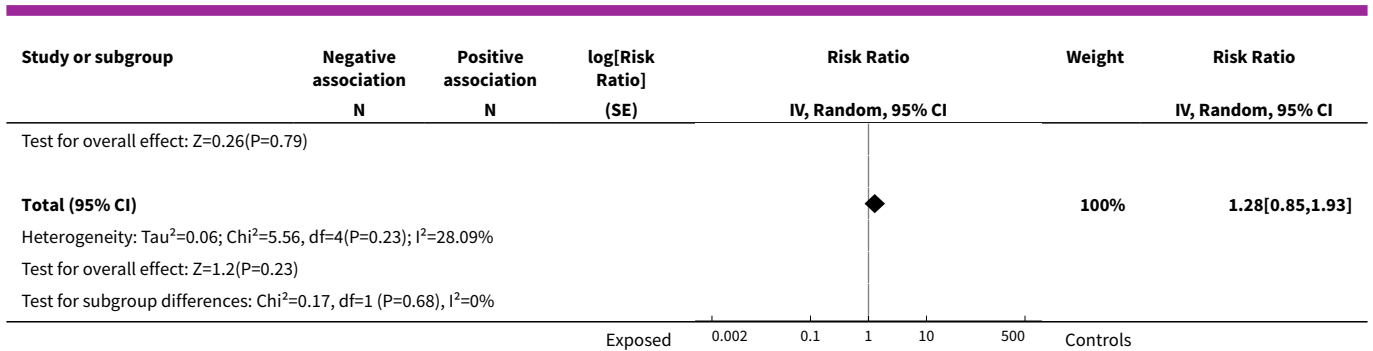


**Comparison 7. Serious adverse events: Guillain-Barré syndrome - cohort studies**

Outcome or subgroup title	No. of studies	No. of participants	Statistical method	Effect size
<a href="#">1 Seasonal influenza vaccination and Guillain-Barré syndrome</a>	3		Risk Ratio (Random, 95% CI)	1.28 [0.85, 1.93]
1.1 General population (adjusted data)	2		Risk Ratio (Random, 95% CI)	1.29 [0.83, 2.02]
1.2 Pregnant women (unadjusted data)	1		Risk Ratio (Random, 95% CI)	0.65 [0.03, 15.95]

**Analysis 7.1. Comparison 7 Serious adverse events: Guillain-Barré syndrome - cohort studies, Outcome 1 Seasonal influenza vaccination and Guillain-Barré syndrome.**

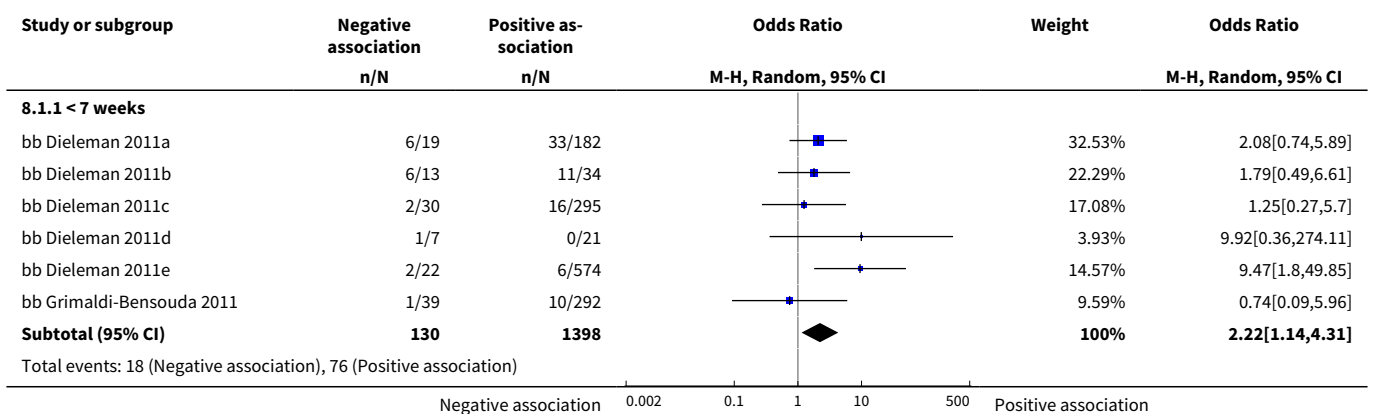


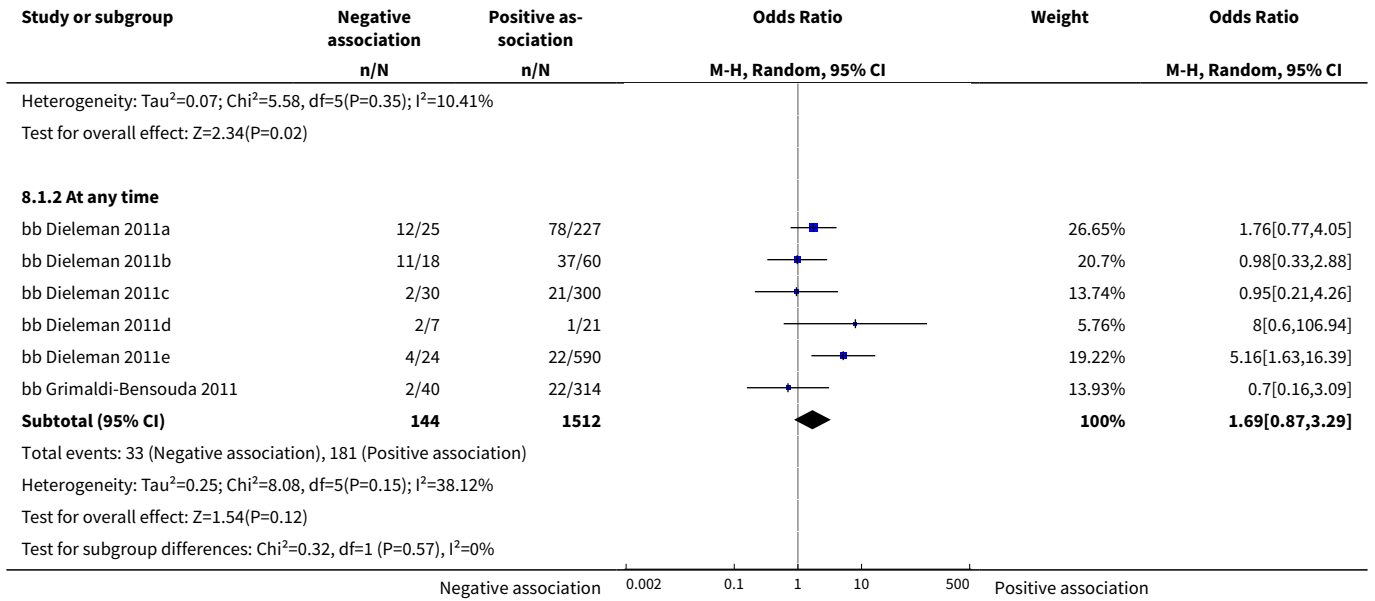


**Comparison 8. Serious adverse events: Guillain-Barré syndrome - case-control studies**

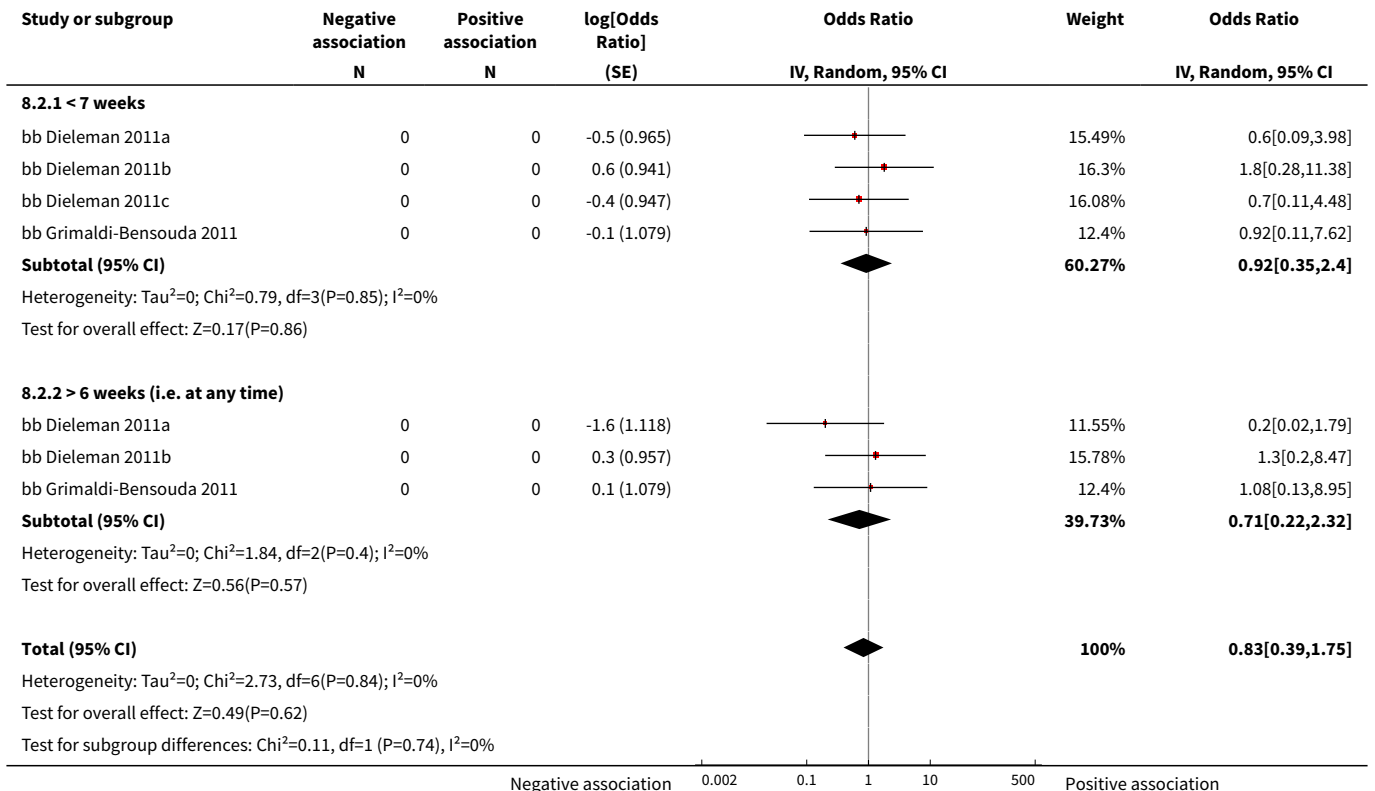
Outcome or subgroup title	No. of studies	No. of participants	Statistical method	Effect size
<b>1 2009 to 2010 A/H1N1 - general population (unadjusted data)</b>	6		Odds Ratio (M-H, Random, 95% CI)	Subtotals only
1.1 < 7 weeks	6	1528	Odds Ratio (M-H, Random, 95% CI)	2.22 [1.14, 4.31]
1.2 At any time	6	1656	Odds Ratio (M-H, Random, 95% CI)	1.69 [0.87, 3.29]
<b>2 2009 to 2010 A/H1N1 - general population (adjusted data)</b>	4		Odds Ratio (Random, 95% CI)	0.83 [0.39, 1.75]
2.1 < 7 weeks	4		Odds Ratio (Random, 95% CI)	0.92 [0.35, 2.40]
2.2 > 6 weeks (i.e. at any time)	3		Odds Ratio (Random, 95% CI)	0.71 [0.22, 2.32]
<b>3 Seasonal influenza vaccination general population (adjusted data)</b>	1		Odds Ratio (Random, 95% CI)	1.38 [0.18, 10.43]

**Analysis 8.1. Comparison 8 Serious adverse events: Guillain-Barré syndrome - case-control studies, Outcome 1 2009 to 2010 A/H1N1 - general population (unadjusted data).**






**Analysis 8.2. Comparison 8 Serious adverse events: Guillain-Barré syndrome - case-control studies, Outcome 2 2009 to 2010 A/H1N1 - general population (adjusted data).**



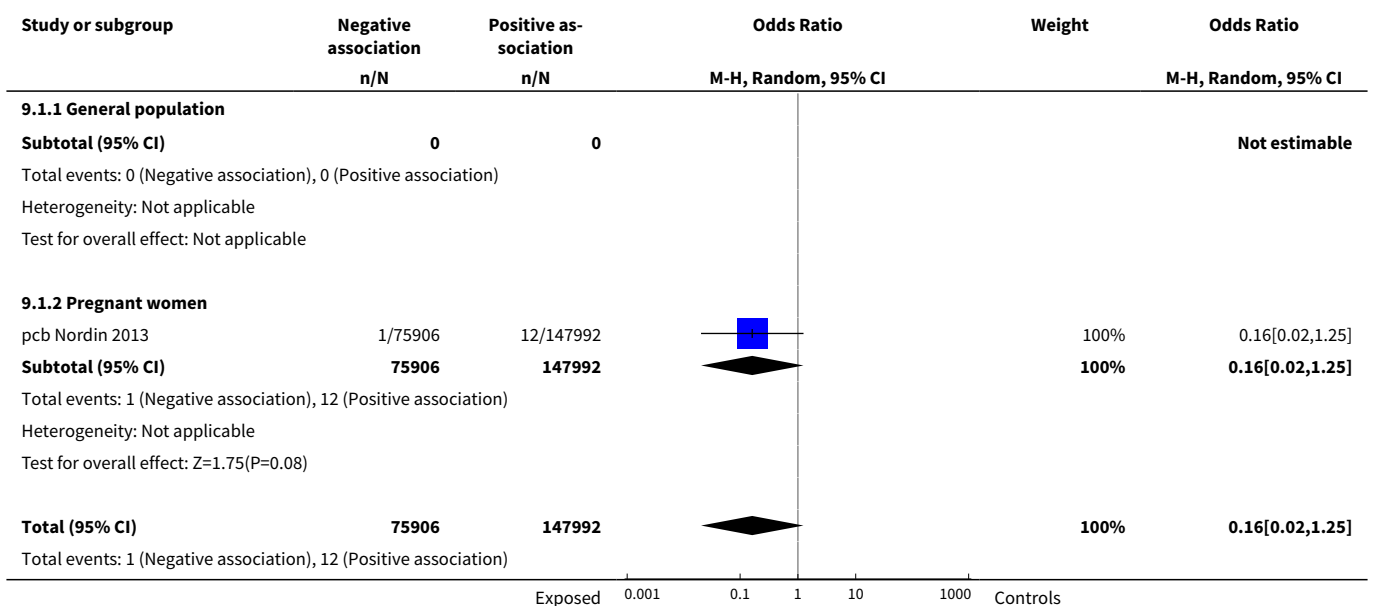
**Analysis 8.3. Comparison 8 Serious adverse events: Guillain-Barré syndrome - case-control studies, Outcome 3 Seasonal influenza vaccination general population (adjusted data).**




**Comparison 9. Serious adverse events: demyelinating diseases (multiple sclerosis, optic neuritis) - cohort studies**

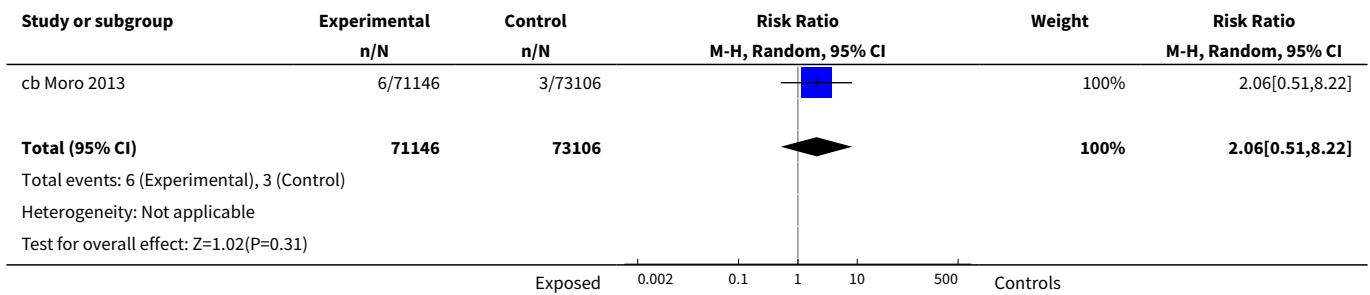
Outcome or subgroup title	No. of studies	No. of participants	Statistical method	Effect size
<a href="#">1 Influenza vaccination (seasonal) - demyelinating diseases (unadjusted data)</a>	1	223898	Odds Ratio (M-H, Random, 95% CI)	0.16 [0.02, 1.25]
1.1 General population	0	0	Odds Ratio (M-H, Random, 95% CI)	0.0 [0.0, 0.0]
1.2 Pregnant women	1	223898	Odds Ratio (M-H, Random, 95% CI)	0.16 [0.02, 1.25]
<a href="#">2 Influenza vaccination (H1N1) - demyelinating diseases (unadjusted)</a>	1	144252	Risk Ratio (M-H, Random, 95% CI)	2.06 [0.51, 8.22]

**Analysis 9.1. Comparison 9 Serious adverse events: demyelinating diseases (multiple sclerosis, optic neuritis) - cohort studies, Outcome 1 Influenza vaccination (seasonal) - demyelinating diseases (unadjusted data).**





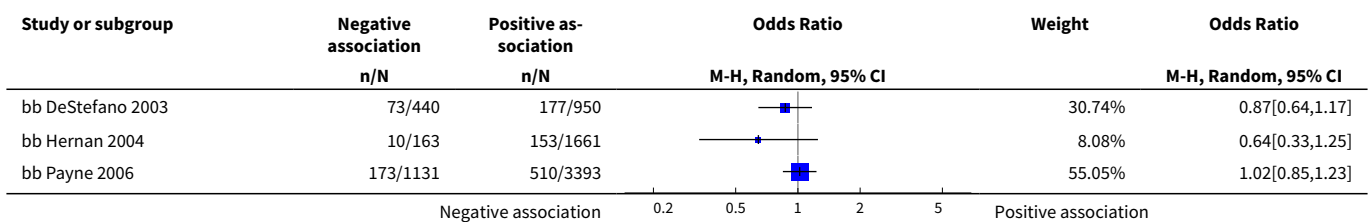
**Analysis 9.2. Comparison 9 Serious adverse events: demyelinating diseases (multiple sclerosis, optic neuritis) - cohort studies, Outcome 2 Influenza vaccination (H1N1) - demyelinating diseases (unadjusted).**

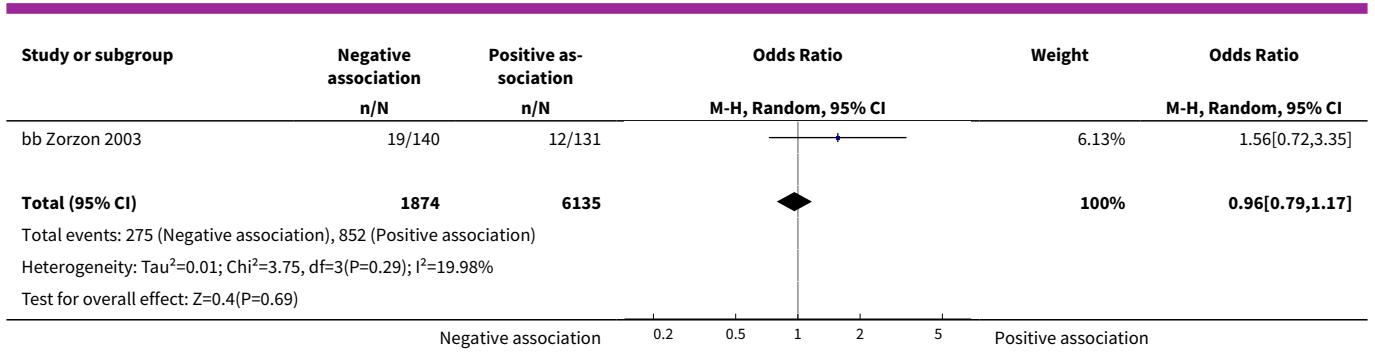


**Comparison 10. Serious adverse events: demyelinating diseases (multiple sclerosis, optic neuritis) - case-control studies**

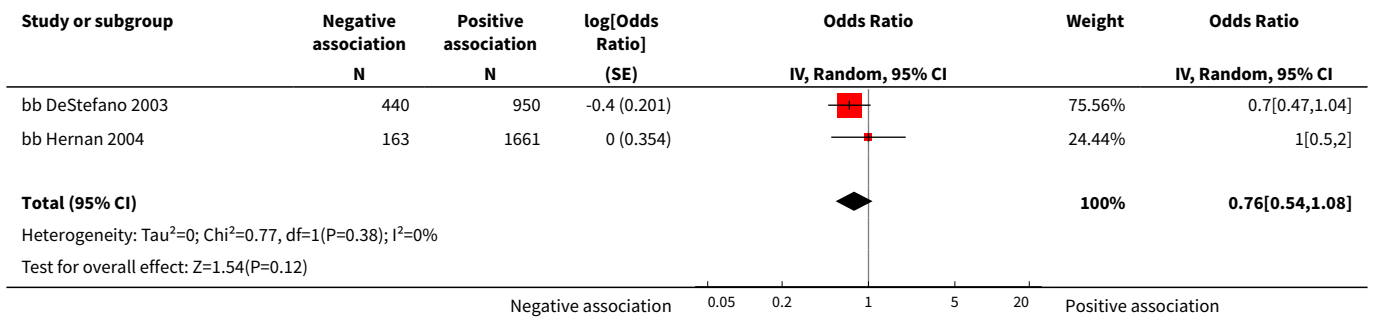
Outcome or subgroup title	No. of studies	No. of participants	Statistical method	Effect size
1 Influenza vaccination (seasonal) - general population - demyelinating diseases (unadjusted data)	4	8009	Odds Ratio (M-H, Random, 95% CI)	0.96 [0.79, 1.17]
2 Influenza vaccination (seasonal) - general population - multiple sclerosis (adjusted data)	2		Odds Ratio (Random, 95% CI)	0.76 [0.54, 1.08]
3 Influenza vaccination (seasonal) - general population - optic neuritis (adjusted data)	2		Odds Ratio (Random, 95% CI)	1.03 [0.82, 1.30]

**Analysis 10.1. Comparison 10 Serious adverse events: demyelinating diseases (multiple sclerosis, optic neuritis) - case-control studies, Outcome 1 Influenza vaccination (seasonal) - general population - demyelinating diseases (unadjusted data).**

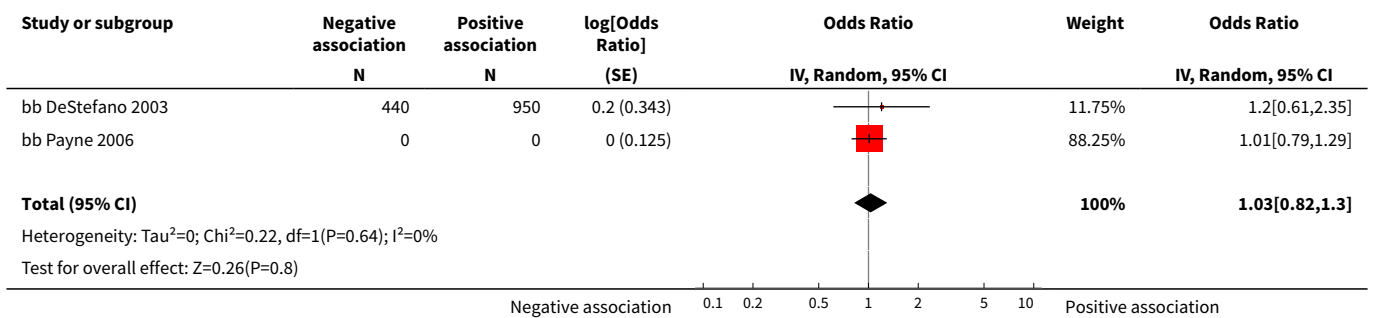




**Analysis 10.2. Comparison 10 Serious adverse events: demyelinating diseases (multiple sclerosis, optic neuritis) - case-control studies, Outcome 2 Influenza vaccination (seasonal) - general population - multiple sclerosis (adjusted data).**



**Analysis 10.3. Comparison 10 Serious adverse events: demyelinating diseases (multiple sclerosis, optic neuritis) - case-control studies, Outcome 3 Influenza vaccination (seasonal) - general population - optic neuritis (adjusted data).**



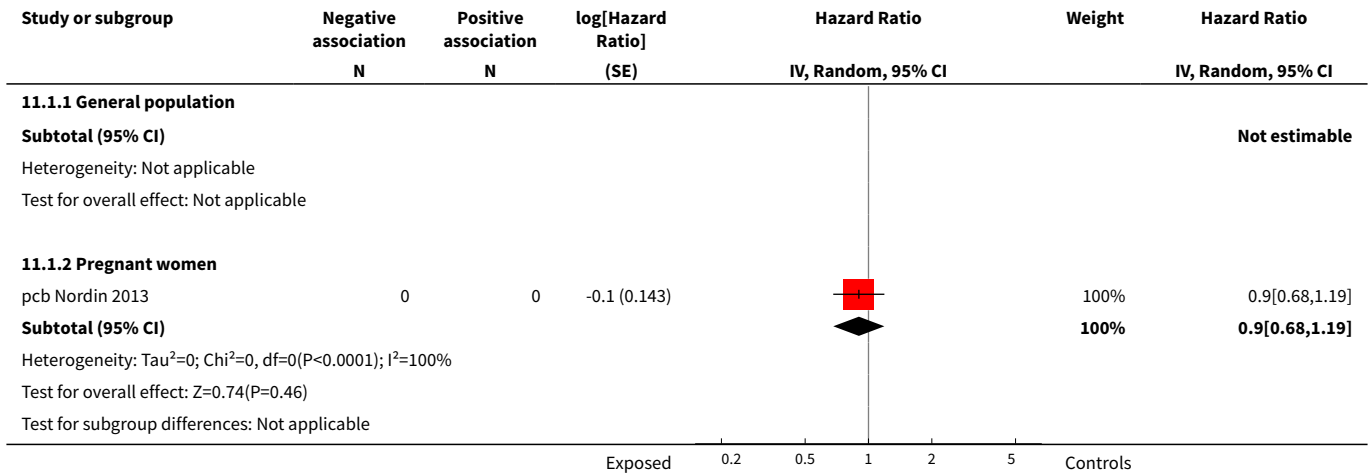
**Comparison 11. Serious adverse events: immune thrombocytopenic purpura - cohort studies**

Outcome or subgroup title	No. of studies	No. of participants	Statistical method	Effect size
1 Seasonal influenza vaccine - HR (adjusted data)	1		Hazard Ratio (Random, 95% CI)	Subtotals only

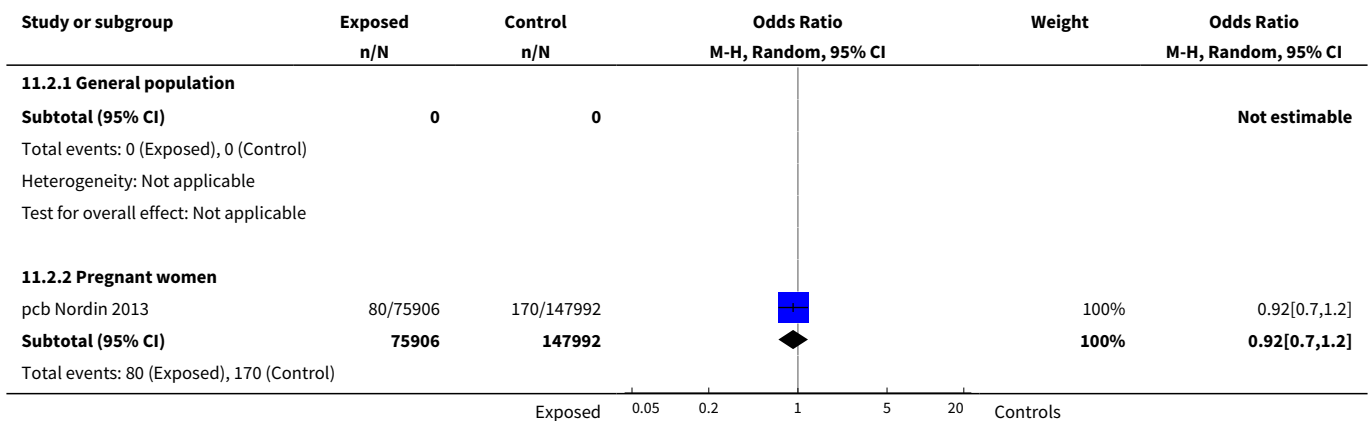


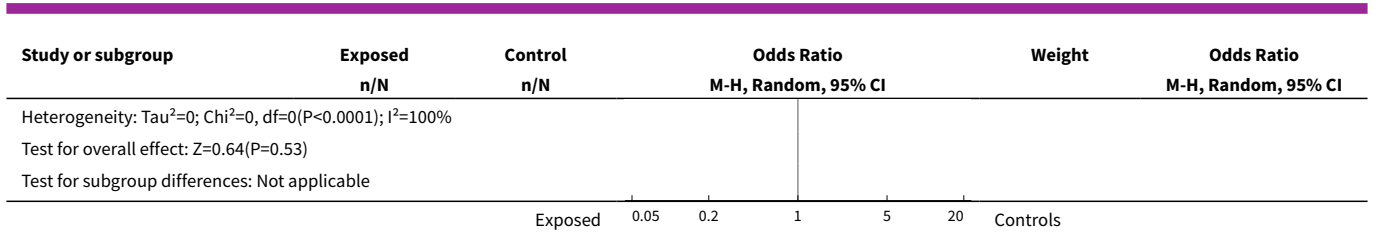
Outcome or subgroup title	No. of studies	No. of participants	Statistical method	Effect size
1.1 General population	0		Hazard Ratio (Random, 95% CI)	0.0 [0.0, 0.0]
1.2 Pregnant women	1		Hazard Ratio (Random, 95% CI)	0.90 [0.68, 1.19]
2 Seasonal influenza vaccine (unadjusted data)	1		Odds Ratio (M-H, Random, 95% CI)	Subtotals only
2.1 General population	0	0	Odds Ratio (M-H, Random, 95% CI)	0.0 [0.0, 0.0]
2.2 Pregnant women	1	223898	Odds Ratio (M-H, Random, 95% CI)	0.92 [0.70, 1.20]

**Analysis 11.1. Comparison 11 Serious adverse events: immune thrombocytopenic purpura - cohort studies, Outcome 1 Seasonal influenza vaccine - HR (adjusted data).**



**Analysis 11.2. Comparison 11 Serious adverse events: immune thrombocytopenic purpura - cohort studies, Outcome 2 Seasonal influenza vaccine (unadjusted data).**

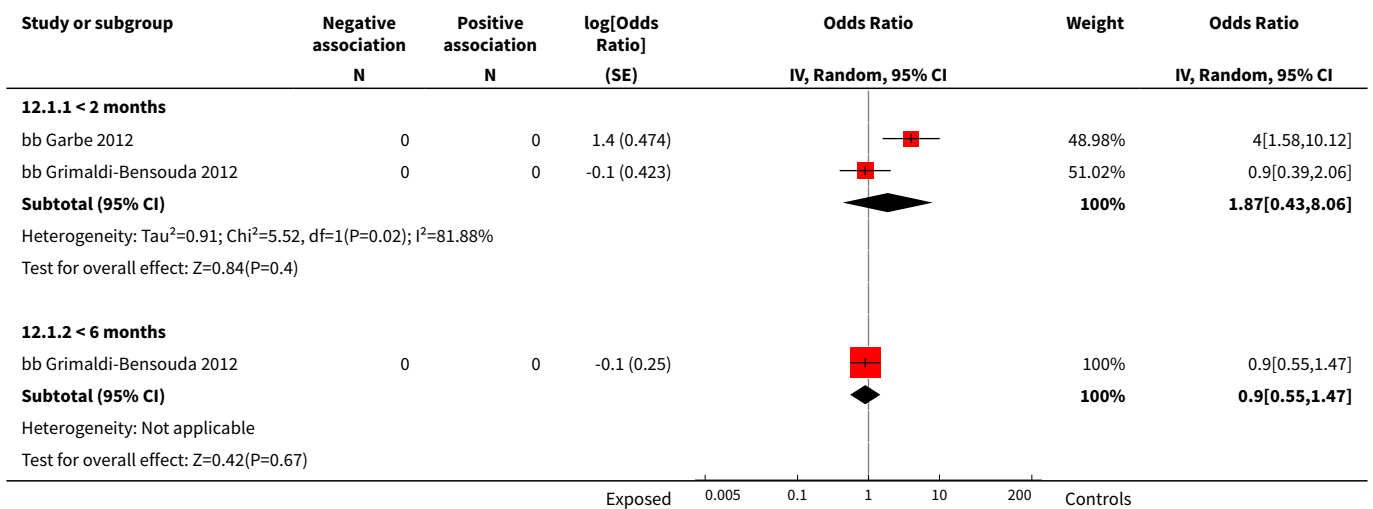


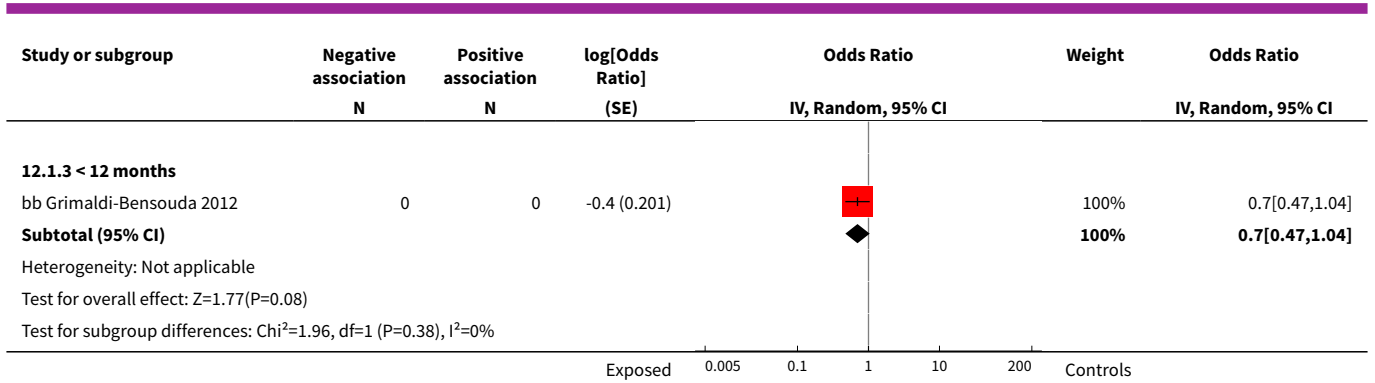


**Comparison 12. Serious adverse events: immune thrombocytopenic purpura - case-control studies**

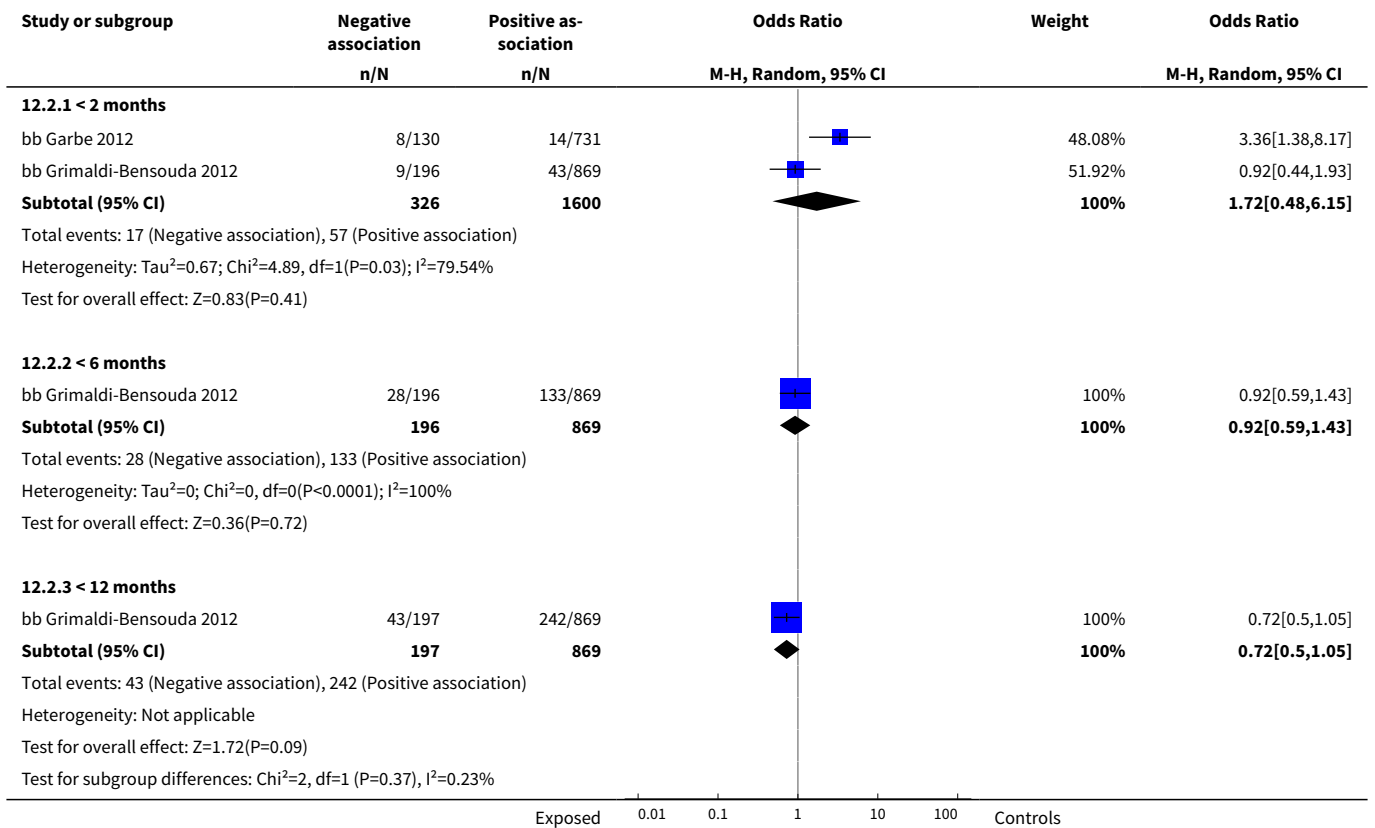
Outcome or subgroup title	No. of studies	No. of participants	Statistical method	Effect size
<b>1 Seasonal influenza vaccine - general population (adjusted data)</b>	2		Odds Ratio (Random, 95% CI)	Subtotals only
1.1 < 2 months	2		Odds Ratio (Random, 95% CI)	1.87 [0.43, 8.06]
1.2 < 6 months	1		Odds Ratio (Random, 95% CI)	0.90 [0.55, 1.47]
1.3 < 12 months	1		Odds Ratio (Random, 95% CI)	0.70 [0.47, 1.04]
<b>2 Seasonal influenza vaccine - general population (unadjusted data)</b>	2		Odds Ratio (M-H, Random, 95% CI)	Subtotals only
2.1 < 2 months	2	1926	Odds Ratio (M-H, Random, 95% CI)	1.72 [0.48, 6.15]
2.2 < 6 months	1	1065	Odds Ratio (M-H, Random, 95% CI)	0.92 [0.59, 1.43]
2.3 < 12 months	1	1066	Odds Ratio (M-H, Random, 95% CI)	0.72 [0.50, 1.05]

**Analysis 12.1. Comparison 12 Serious adverse events: immune thrombocytopenic purpura - case-control studies, Outcome 1 Seasonal influenza vaccine - general population (adjusted data).**





**Analysis 12.2. Comparison 12 Serious adverse events: immune thrombocytopenic purpura - case-control studies, Outcome 2 Seasonal influenza vaccine - general population (unadjusted data).**

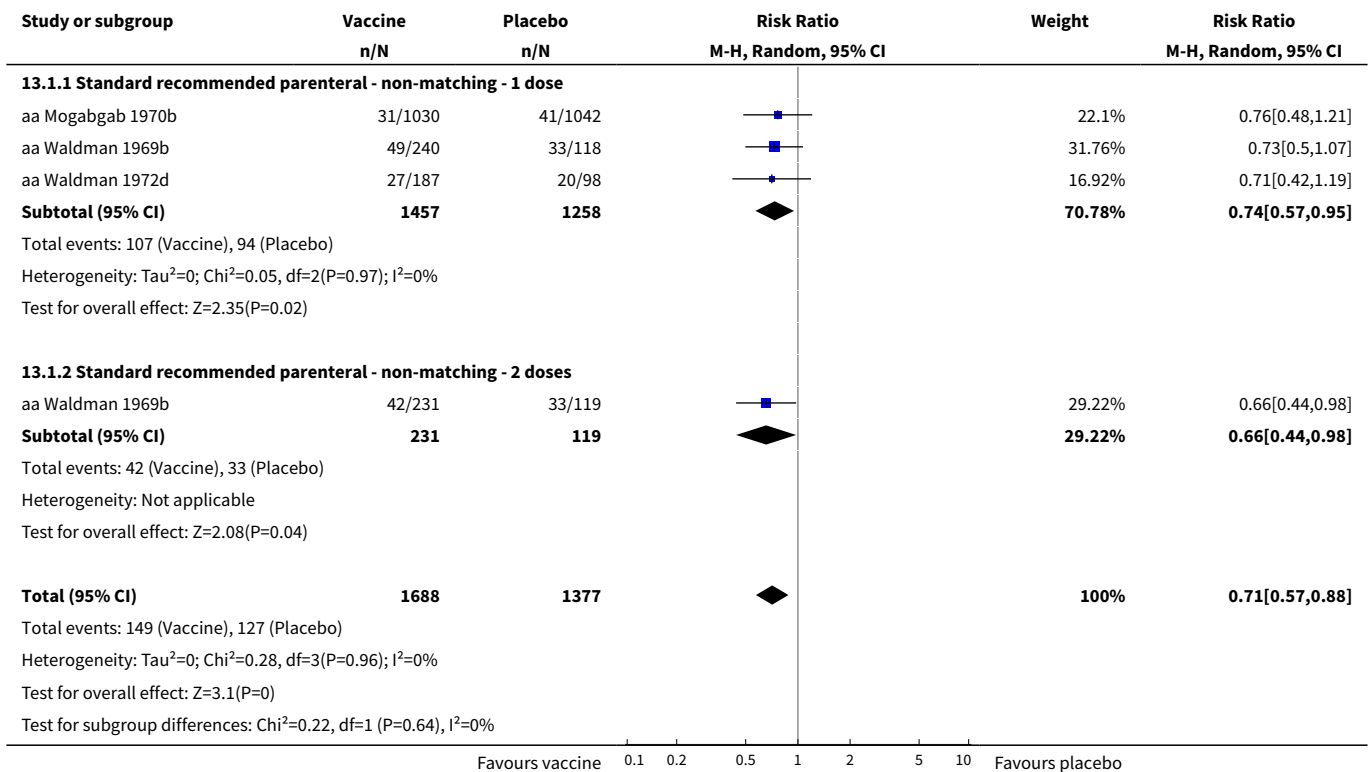


**Comparison 13. 1968 to 1969 pandemic: inactivated polyvalent parenteral influenza vaccine versus placebo**

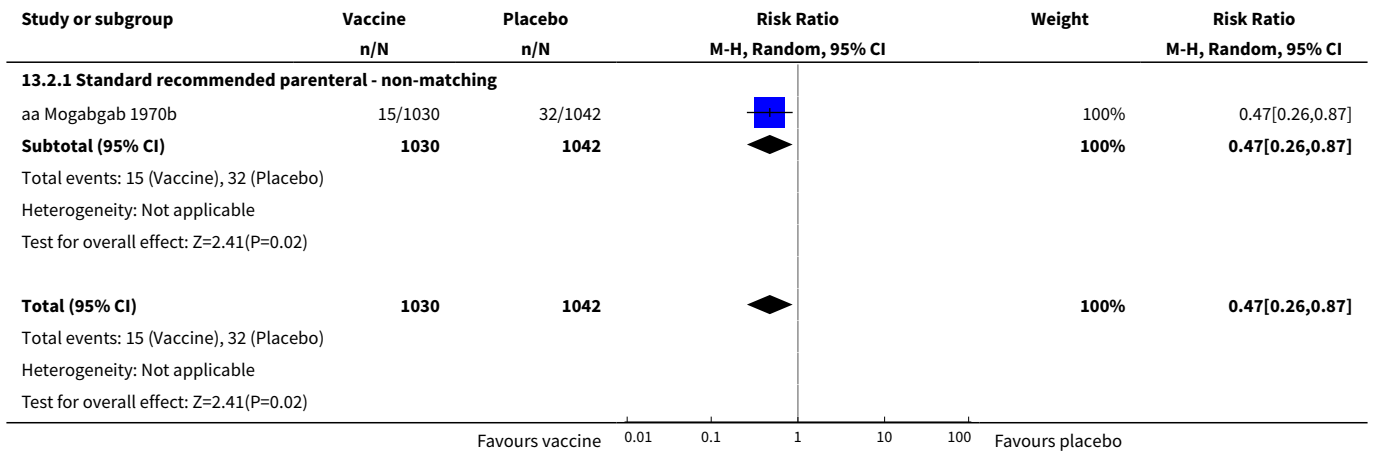
Outcome or subgroup title	No. of studies	No. of participants	Statistical method	Effect size
1 Influenza-like illness	3	3065	Risk Ratio (M-H, Random, 95% CI)	0.71 [0.57, 0.88]

Outcome or subgroup title	No. of studies	No. of participants	Statistical method	Effect size
1.1 Standard recommended parenteral - non-matching - 1 dose	3	2715	Risk Ratio (M-H, Random, 95% CI)	0.74 [0.57, 0.95]
1.2 Standard recommended parenteral - non-matching - 2 doses	1	350	Risk Ratio (M-H, Random, 95% CI)	0.66 [0.44, 0.98]
<b>2 Influenza</b>	1	2072	Risk Ratio (M-H, Random, 95% CI)	0.47 [0.26, 0.87]
2.1 Standard recommended parenteral - non-matching	1	2072	Risk Ratio (M-H, Random, 95% CI)	0.47 [0.26, 0.87]
<b>3 Hospitalisations</b>	1	2072	Risk Ratio (M-H, Random, 95% CI)	0.83 [0.41, 1.68]
3.1 Standard recommended parenteral - non-matching	1	2072	Risk Ratio (M-H, Random, 95% CI)	0.83 [0.41, 1.68]
<b>4 Pneumonia</b>	1	2072	Risk Ratio (M-H, Random, 95% CI)	1.01 [0.14, 7.17]
4.1 Standard recommended parenteral - non-matching	1	2072	Risk Ratio (M-H, Random, 95% CI)	1.01 [0.14, 7.17]

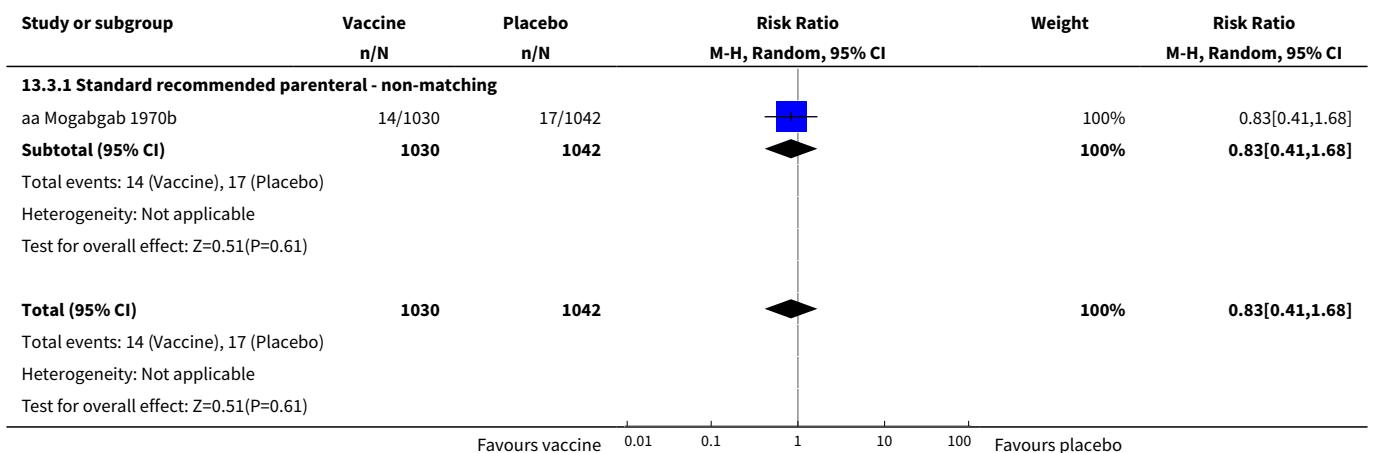
**Analysis 13.1. Comparison 13 1968 to 1969 pandemic: inactivated polyvalent parenteral influenza vaccine versus placebo, Outcome 1 Influenza-like illness.**



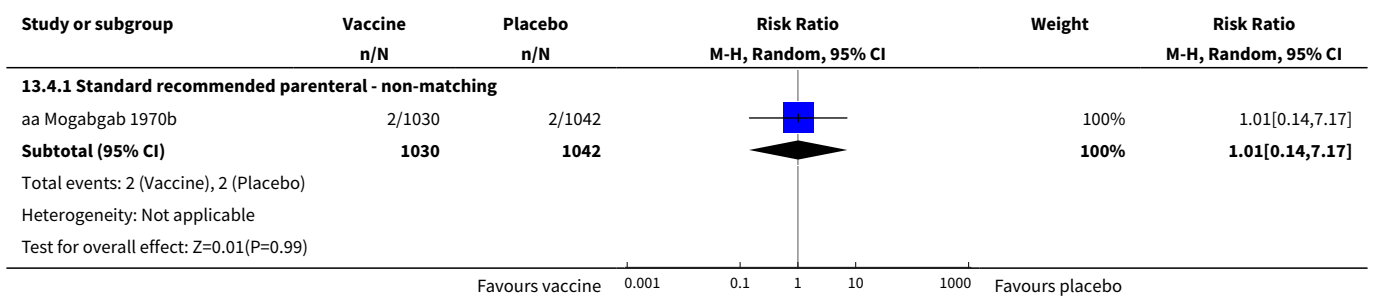
**Analysis 13.2. Comparison 13 1968 to 1969 pandemic: inactivated polyvalent parenteral influenza vaccine versus placebo, Outcome 2 Influenza.**

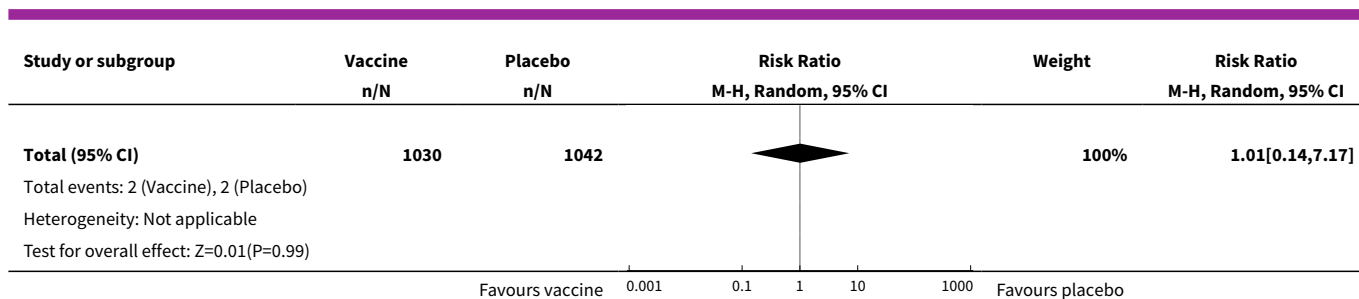


**Analysis 13.3. Comparison 13 1968 to 1969 pandemic: inactivated polyvalent parenteral influenza vaccine versus placebo, Outcome 3 Hospitalisations.**



**Analysis 13.4. Comparison 13 1968 to 1969 pandemic: inactivated polyvalent parenteral influenza vaccine versus placebo, Outcome 4 Pneumonia.**

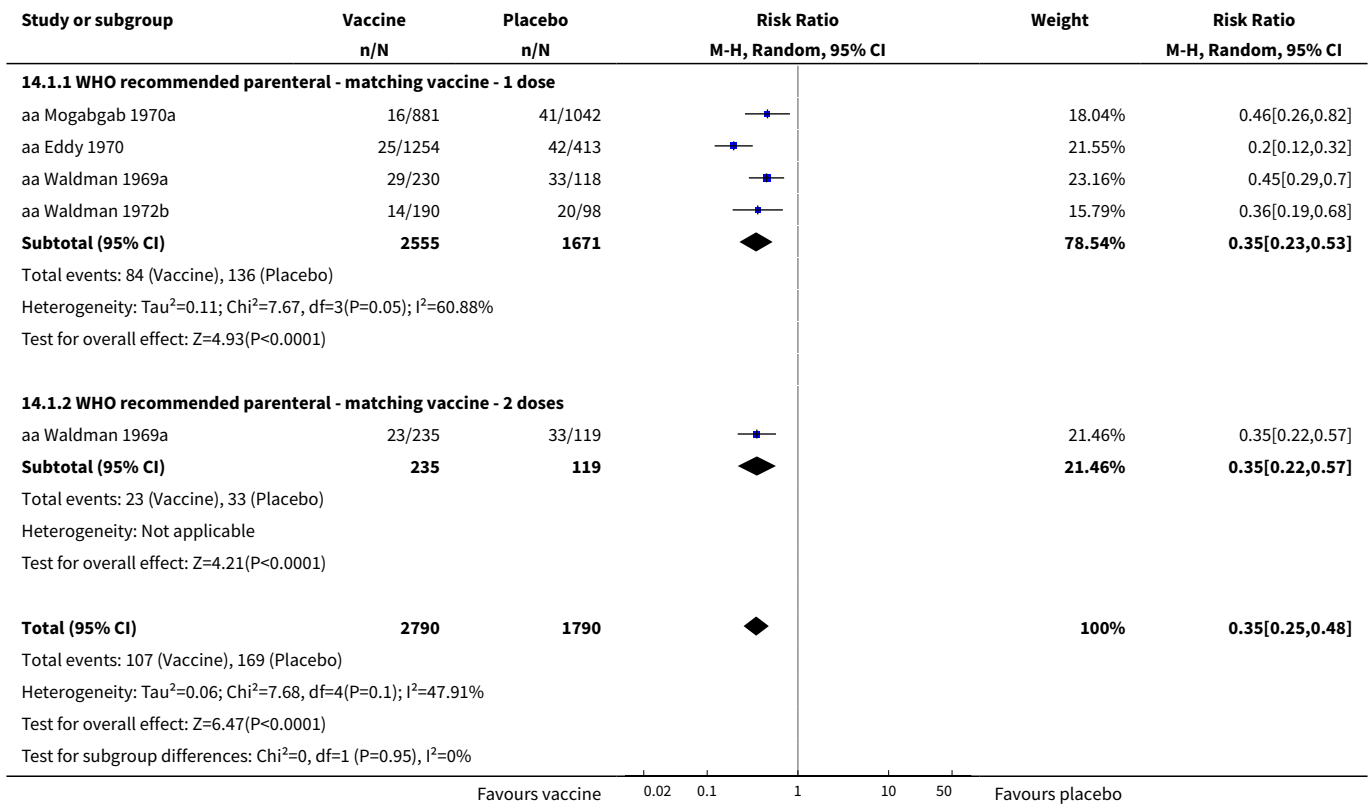




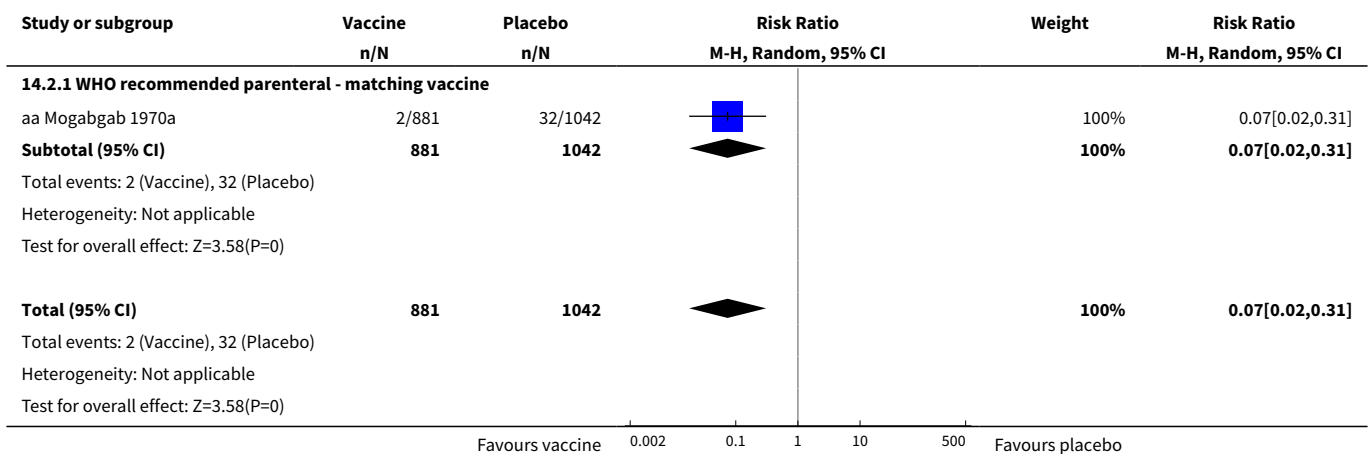
**Comparison 14. 1968 to 1969 pandemic: inactivated monovalent parenteral influenza vaccine versus placebo**

Outcome or subgroup title	No. of studies	No. of participants	Statistical method	Effect size
<b>1 Influenza-like illness</b>	4	4580	Risk Ratio (M-H, Random, 95% CI)	0.35 [0.25, 0.48]
1.1 WHO recommended parenteral - matching vaccine - 1 dose	4	4226	Risk Ratio (M-H, Random, 95% CI)	0.35 [0.23, 0.53]
1.2 WHO recommended parenteral - matching vaccine - 2 doses	1	354	Risk Ratio (M-H, Random, 95% CI)	0.35 [0.22, 0.57]
<b>2 Influenza</b>	1	1923	Risk Ratio (M-H, Random, 95% CI)	0.07 [0.02, 0.31]
2.1 WHO recommended parenteral - matching vaccine	1	1923	Risk Ratio (M-H, Random, 95% CI)	0.07 [0.02, 0.31]
<b>3 Hospitalisations</b>	1	1923	Risk Ratio (M-H, Random, 95% CI)	0.35 [0.13, 0.94]
3.1 WHO recommended parenteral - matching vaccine	1	1923	Risk Ratio (M-H, Random, 95% CI)	0.35 [0.13, 0.94]
<b>4 Pneumonia</b>	1	1923	Risk Ratio (M-H, Random, 95% CI)	0.59 [0.05, 6.51]
4.1 WHO recommended parenteral - matching vaccine	1	1923	Risk Ratio (M-H, Random, 95% CI)	0.59 [0.05, 6.51]
<b>5 Working days lost</b>	1	1667	Mean Difference (IV, Random, 95% CI)	-0.45 [-0.60, -0.30]
5.1 WHO recommended parenteral - matching vaccine	1	1667	Mean Difference (IV, Random, 95% CI)	-0.45 [-0.60, -0.30]
<b>6 Days ill</b>	1	1667	Mean Difference (IV, Random, 95% CI)	-0.45 [-0.60, -0.30]
6.1 WHO recommended - matching vaccine	1	1667	Mean Difference (IV, Random, 95% CI)	-0.45 [-0.60, -0.30]

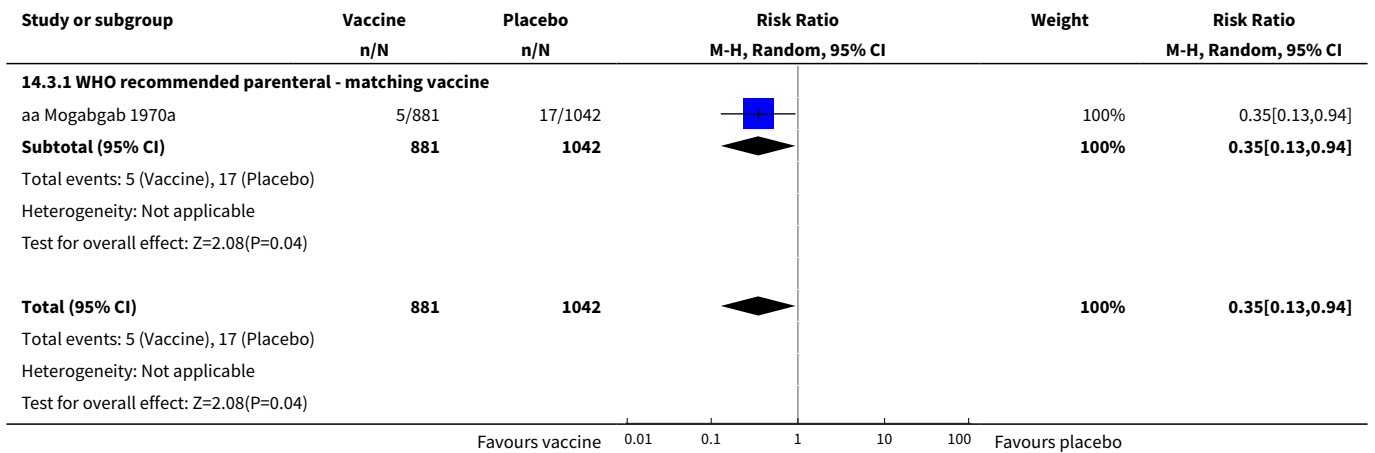
**Analysis 14.1. Comparison 14 1968 to 1969 pandemic: inactivated monovalent parenteral influenza vaccine versus placebo, Outcome 1 Influenza-like illness.**



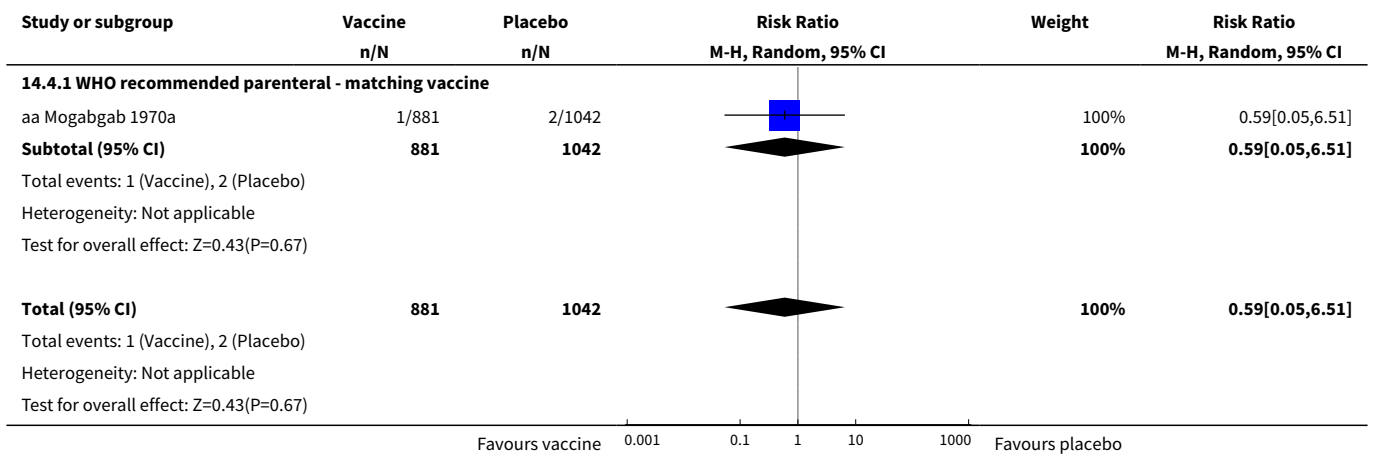
**Analysis 14.2. Comparison 14 1968 to 1969 pandemic: inactivated monovalent parenteral influenza vaccine versus placebo, Outcome 2 Influenza.**



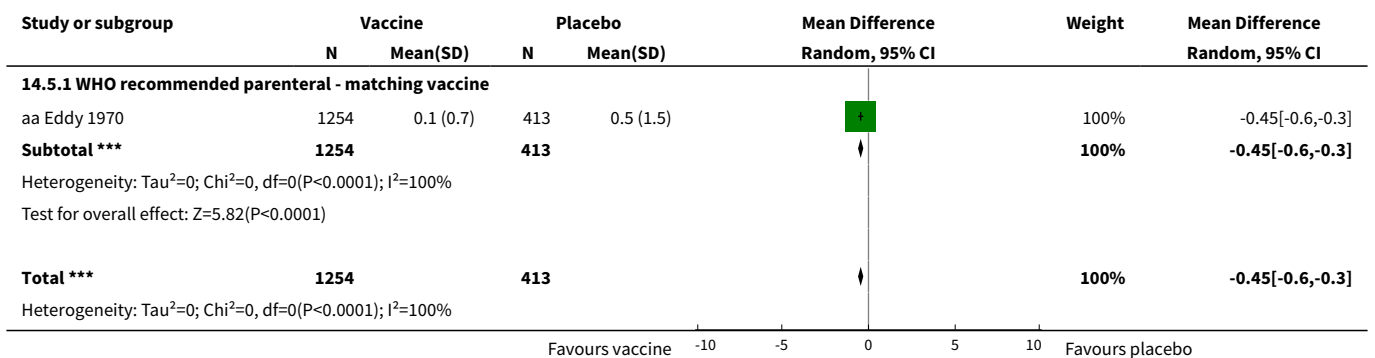
**Analysis 14.3. Comparison 14 1968 to 1969 pandemic: inactivated monovalent parenteral influenza vaccine versus placebo, Outcome 3 Hospitalisations.**



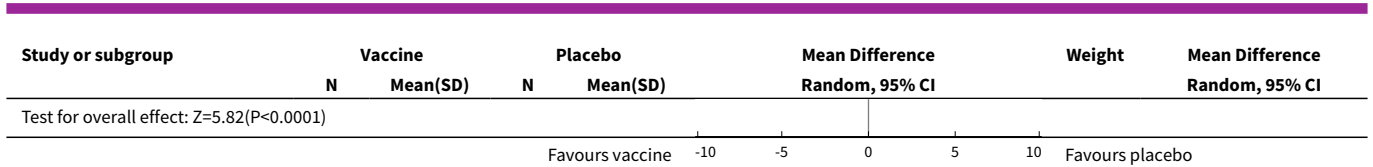
**Analysis 14.4. Comparison 14 1968 to 1969 pandemic: inactivated monovalent parenteral influenza vaccine versus placebo, Outcome 4 Pneumonia.**



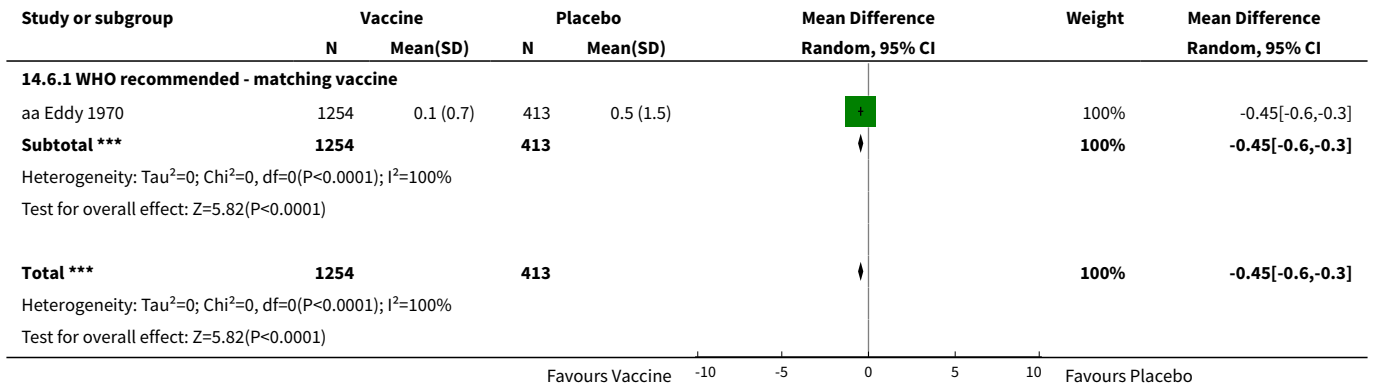
**Analysis 14.5. Comparison 14 1968 to 1969 pandemic: inactivated monovalent parenteral influenza vaccine versus placebo, Outcome 5 Working days lost.**







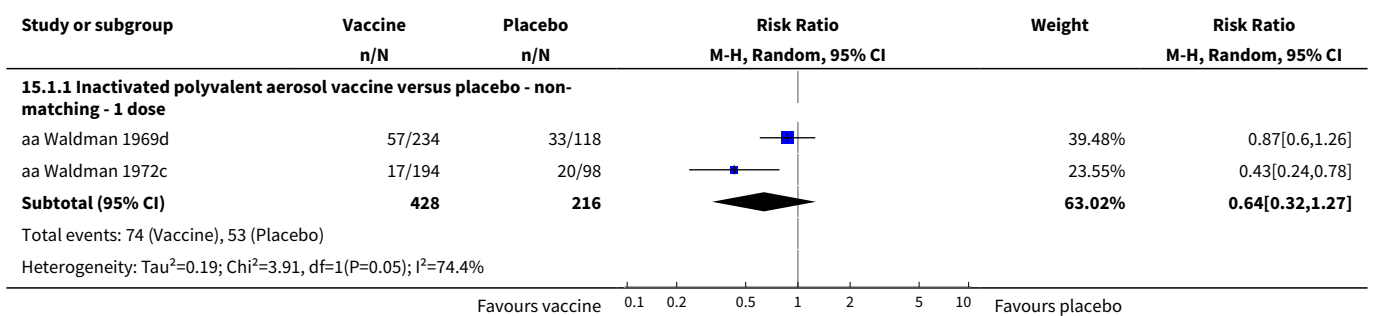
**Analysis 14.6. Comparison 14 1968 to 1969 pandemic: inactivated monovalent parenteral influenza vaccine versus placebo, Outcome 6 Days ill.**

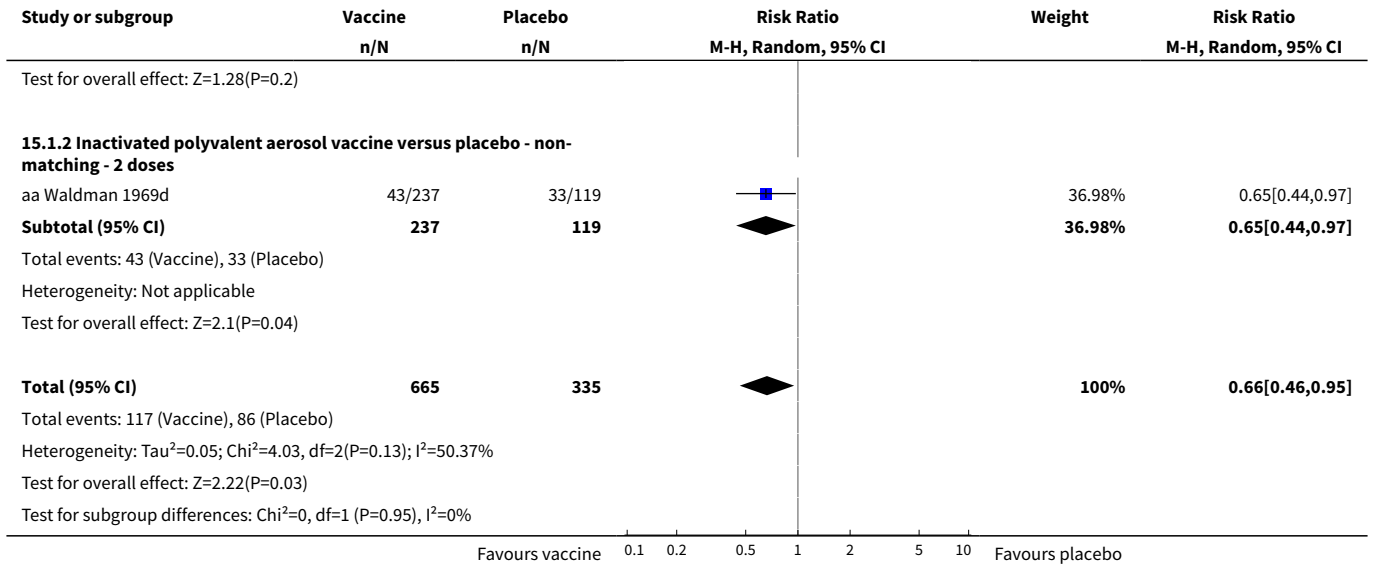


**Comparison 15. 1968 to 1969 pandemic: inactivated polyvalent aerosol influenza vaccine versus placebo**

Outcome or subgroup title	No. of studies	No. of participants	Statistical method	Effect size
1 Influenza-like illness	2	1000	Risk Ratio (M-H, Random, 95% CI)	0.66 [0.46, 0.95]
1.1 Inactivated polyvalent aerosol vaccine versus placebo - non-matching - 1 dose	2	644	Risk Ratio (M-H, Random, 95% CI)	0.64 [0.32, 1.27]
1.2 Inactivated polyvalent aerosol vaccine versus placebo - non-matching - 2 doses	1	356	Risk Ratio (M-H, Random, 95% CI)	0.65 [0.44, 0.97]

**Analysis 15.1. Comparison 15 1968 to 1969 pandemic: inactivated polyvalent aerosol influenza vaccine versus placebo, Outcome 1 Influenza-like illness.**

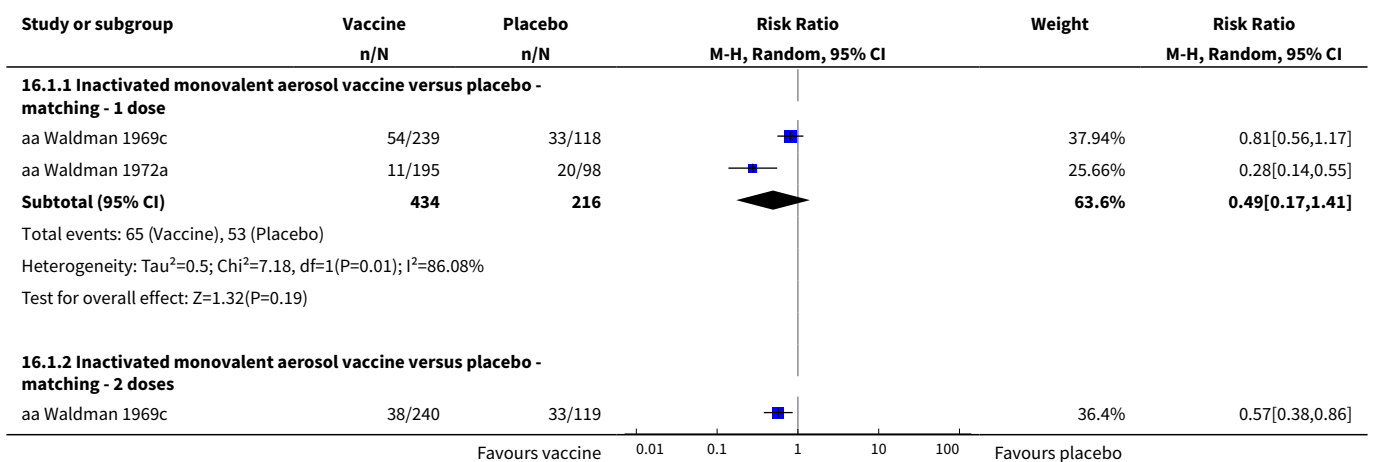


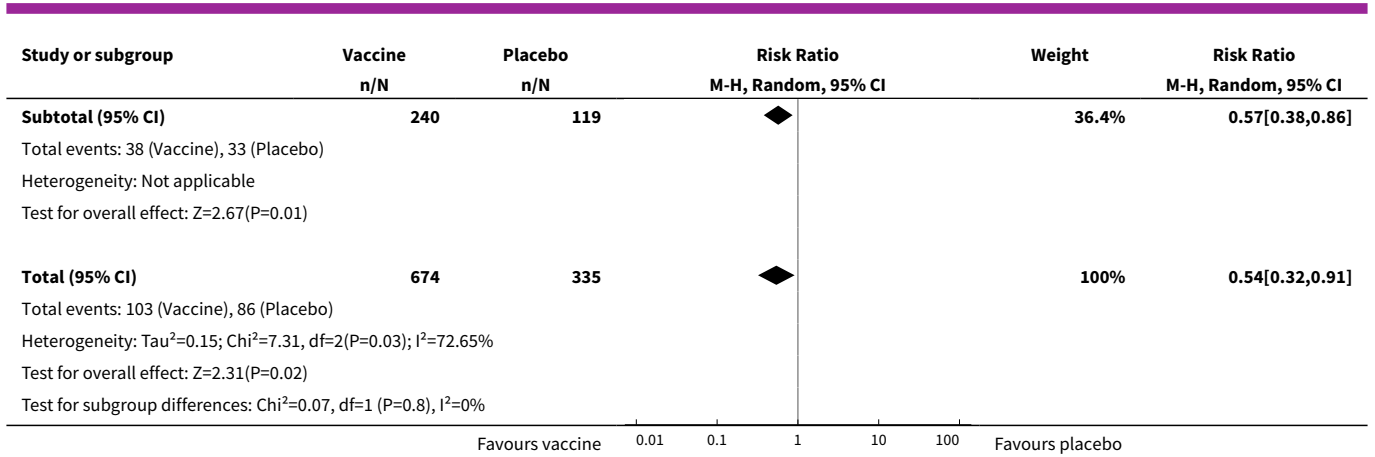


**Comparison 16. 1968 to 1969 pandemic: inactivated monovalent aerosol influenza vaccine versus placebo**

Outcome or subgroup title	No. of studies	No. of participants	Statistical method	Effect size
<b>1 Influenza-like illness</b>	2	1009	Risk Ratio (M-H, Random, 95% CI)	0.54 [0.32, 0.91]
1.1 Inactivated monovalent aerosol vaccine versus placebo - matching - 1 dose	2	650	Risk Ratio (M-H, Random, 95% CI)	0.49 [0.17, 1.41]
1.2 Inactivated monovalent aerosol vaccine versus placebo - matching - 2 doses	1	359	Risk Ratio (M-H, Random, 95% CI)	0.57 [0.38, 0.86]

**Analysis 16.1. Comparison 16 1968 to 1969 pandemic: inactivated monovalent aerosol influenza vaccine versus placebo, Outcome 1 Influenza-like illness.**

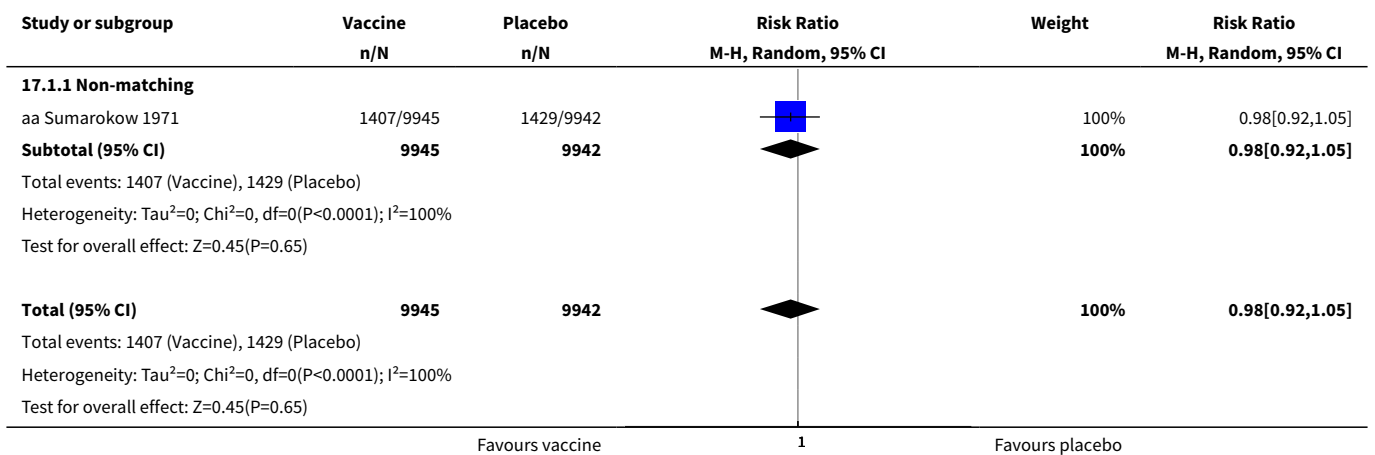




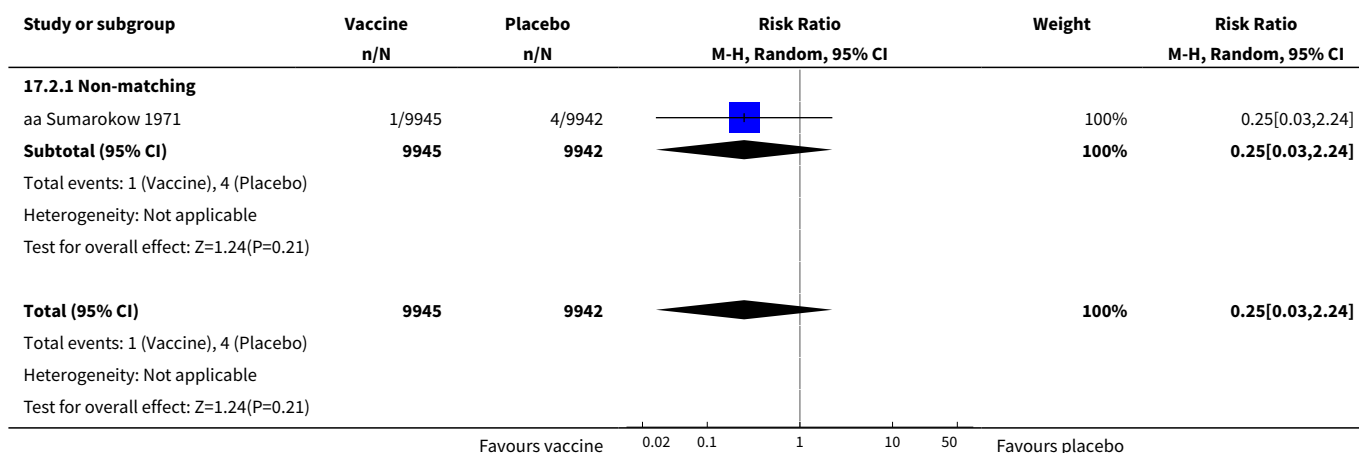
**Comparison 17. 1968 to 1969 pandemic: live aerosol influenza vaccine versus placebo**

Outcome or subgroup title	No. of studies	No. of participants	Statistical method	Effect size
<b>1 Influenza cases (clinically defined without clear definition)</b>	1	19887	Risk Ratio (M-H, Random, 95% CI)	0.98 [0.92, 1.05]
1.1 Non-matching	1	19887	Risk Ratio (M-H, Random, 95% CI)	0.98 [0.92, 1.05]
<b>2 Complications (bronchitis, otitis, pneumonia)</b>	1	19887	Risk Ratio (M-H, Random, 95% CI)	0.25 [0.03, 2.24]
2.1 Non-matching	1	19887	Risk Ratio (M-H, Random, 95% CI)	0.25 [0.03, 2.24]

**Analysis 17.1. Comparison 17 1968 to 1969 pandemic: live aerosol influenza vaccine versus placebo, Outcome 1 Influenza cases (clinically defined without clear definition).**



**Analysis 17.2. Comparison 17 1968 to 1969 pandemic: live aerosol influenza vaccine versus placebo, Outcome 2 Complications (bronchitis, otitis, pneumonia).**



**ADDITIONAL TABLES**

**Table 1. Studies included in the various versions of this review and their impact on our conclusions**

Review version (searches date)	Number of included trials (RCTs/CCTs)	Number of included observational studies	Estimates of effect (RCTs/CCTs only)	Conclusions (1-2 lines from abstract)
Version 1 <a href="#">Demicheli 1999</a> (6 July 1999)	20	0	<p><b>Clinical influenza</b></p> <p>TIV = 24% (95% CI 15% to 32%)</p> <p>LAIV = 13% (95% CI 5% to 20%)</p> <p>IAV = 40% (95% CI 13% to 59%)</p> <p><b>Laboratory-confirmed influenza</b></p> <p>TIV = 68% (95% CI 49% to 79%)</p> <p>LAIV = 48% (95% CI 24% to 64%)</p> <p>IAV = no evidence</p>	Influenza vaccines are effective in reducing serologically confirmed cases of influenza A. However, they are not as effective in reducing cases of clinical influenza. The use of WHO recommended vaccines appears to enhance their effectiveness in practice.
Version 2 <a href="#">Demicheli 2004</a> (24 May 2004)	25	0	<p><b>Clinical influenza</b></p> <p>TIV = 25% (95% CI 13% to 35%)</p> <p>LAIV = 15% (95% CI 8% to 21%)</p>	Influenza vaccines are effective in reducing serologically confirmed cases of influenza. However, they are not as effective in reducing cases of clinical influenza and number of working days lost. Universal immunisation of healthy adults is not supported by the results of this review.

**Table 1. Studies included in the various versions of this review and their impact on our conclusions** (Continued)

			IAV = 40% (95% CI 13% to 59%)  <b>Laboratory-confirmed influenza</b>  TIV = 70% (95% CI 56% to 80%)  LAIV = 48% (95% CI 24% to 64%)  IAV = no evidence	
Version 3 <a href="#">Jefferson 2007</a>  (16 February 2007)	38	10  (for harms only)	<b>ILI</b>  TIV = 30% (95% CI 17% to 41%)  LAIV = n.s.  IAV = n.s.  <b>Influenza</b>  TIV = 80% (95% CI 56% to 81%)  LAIV = 56% (95% CI 19% to 76%)  IAV = no evidence	Influenza vaccines are effective in reducing cases of influenza, especially when the content accurately predicts circulating types and circulation is high. However, they are less effective in reducing cases of influenza-like illness and have a modest impact on working days lost. There is insufficient evidence to assess their impact on complications. Whole-virion monovalent vaccines may perform best in a pandemic.
Version 4 <a href="#">Jefferson 2010</a>  (15 June 2010)	40	10  (for harms only)	<b>ILI</b>  TIV = 30% (95% CI 17% to 41%)  LAIV = n.s.  IAV = n.s.  <b>Influenza</b>  TIV = 73% (95% CI 54% to 84%)  LAIV = 56% (95% CI 19% to 76%)  IAV = no evidence	Influenza vaccines have a modest effect in reducing influenza symptoms and working days lost. There is no evidence that they affect complications, such as pneumonia, or transmission.
Version 5 <a href="#">Jefferson 2014</a>  (4 March 2014)	48	42	<b>ILI</b>  TIV = 17% (95% CI 11% to 23%)  LAIV = n.s.  IAV = n.s.  <b>Influenza</b>  TIV = 63% (95% CI 55% to 69%)	Influenza vaccines have a very modest effect in reducing influenza symptoms and working days lost in the general population, including pregnant women. No evidence of association between influenza vaccination and serious adverse events was found in the comparative studies considered in the review.

**Table 1. Studies included in the various versions of this review and their impact on our conclusions** (Continued)

LAIV = 45% (95% CI 18% to 63%)

IAV = n.s.

CCT: controlled clinical trial  
 CI: confidence interval  
 IAV: inactivated aerosol vaccines  
 ILI: influenza-like illness  
 LAIV: live attenuated vaccines  
 n.s.: not statistically significant  
 RCT: randomised controlled trial  
 TIV: trivalent inactivated vaccines  
 WHO: World Health Organization

### Versions 1 and 2

Effect estimates are from Comparison 02 (At least one vaccine recommended for that year versus placebo or other vaccine).

A clinically defined case was assumed as any case definition based on symptoms without further specification.

A clinically defined case (specific definition) was defined as:

- 'flu-like illness' according to a predefined list of symptoms (including the Centers for Disease Control and Prevention case definition for surveillance);
- 'upper respiratory illness' according to a predefined list of symptoms.

When more than one definition was given for the same trial, data related to the more specific definition were included.

In Analysis 2.1 from versions 1 and 2, studies with both definitions are included.

Evidence about effectiveness of aerosol inactivated vaccine comes only from studies carried out during the 1968-69 pandemic. From version 3 onwards, specific comparisons have been added.

### Versions 3, 4, 5

Recommended vaccine matching circulating strains.

#### Version 5

Out of the 42 included observational studies, 8 assessed efficacy or effectiveness of vaccine, or both, when administered during pregnancy (6 cohort and 2 case-control studies).

#### Version 6 (current)

In two new RCTs included in this version, vaccination was performed during pregnancy.

Regarding efficacy/effectiveness of TIV administered in general population, estimates assessed by applying random-effects model were 16% (95% CI 9% to 23%) against ILI and 62% (95% CI 52% to 69%) against influenza, respectively.

In a previous interim unpublished update before the decision to stabilise the review was made, a further 16 observational studies were included: 3 case-control and 2 cohort studies assessing the safety of influenza vaccine administration in general population, 10 cohort studies assessing the safety of influenza vaccine administration during pregnancy, and one cohort study assessing efficacy/effectiveness of the vaccine administration during pregnancy. In this 2016 updated review, we included a total of 160 studies (137 data sets), while we no longer updated searches for observational comparative studies.

**Table 2. Risk of bias in included studies**

Study design	High risk	Low risk	Unclear risk	Total
Case-control	3	2	18	23
Cohort	14	8	18	40
RCT/CCT	7	12	55	74
<b>Total</b>	<b>24</b>	<b>22</b>	<b>91</b>	<b>137</b>

CCT: controlled clinical trial

RCT: randomised controlled trial

This table displays the overall methodological quality assessment of the included studies described in the text and represented in extended form (with all items of the tools) in [Figure 1](#).

**Table 3. Funding source of included studies**

Study design	Government, institutional, or public	Industry	Mixed	Total
Case-control	14	2	2	18
Cohort	33	5	2	40
RCT/CCT	32	15	5	52
<b>Total</b>	79	22	9	110

CCT: controlled clinical trial

RCT: randomised controlled trial

**Table 4. Sensitivity analysis for 'Summary of findings' table outcomes**

Outcome (analysis)	All studies (primary analysis)	Studies at low risk of bias (sensitivity analysis)
Influenza (Analysis 1.1)	RR 0.41 (0.36 to 0.47)	RR 0.34 (0.25 to 0.45)
Influenza-like illness (Analysis 1.2)	RR 0.84 (0.75 to 0.95)	RR 0.82 (0.69 to 0.98)
Hospitalisations (Analysis 1.8)	RR 0.96 (0.85 to 1.08)	RR 2.89 (0.12 to 70.68)
Fever (Analysis 1.11.2)	RR 1.55 (1.26 to 1.91)	RR 1.59 (1 to 2.53)
Nausea/vomiting (Analysis 1.11.5)	RR 1.80 (0.65 to 5.04)	RR 7.05 (1.61 to 30.87)

RR: risk ratio

## APPENDICES

### Appendix 1. Glossary

#### Efficacy

The impact of an intervention (drug, vaccines, etc.) on a problem or disease in ideal conditions - in this case the capacity of vaccines to prevent or treat influenza and its complications.

#### Effectiveness

The impact of an intervention (drug, vaccines, etc.) on a problem or disease in field conditions - in this case the capacity of vaccines to prevent influenza-like illness and its complications.

#### Influenza

An acute respiratory infection caused by a virus of the *Orthomyxoviridae* family. Three serotypes are known (A, B, and C). Influenza causes an acute febrile illness with myalgia, headache, and cough. Although the median duration of the acute illness is three days, cough and malaise can persist for weeks. Complications of influenza include otitis media, pneumonia, secondary bacterial pneumonia, exacerbations of chronic respiratory disease, and bronchiolitis in children. These illnesses may require treatment in a hospital and can be life-threatening, particularly in 'high-risk' people, such as the elderly and people suffering from chronic heart disease. Additionally, influenza can cause a range of non-respiratory complications including febrile convulsions, Reye's syndrome, and myocarditis. The influenza virus is composed of a protein envelope around an RNA core. On the envelope are two antigens: neuraminidase (N antigen) and haemagglutinin (H antigen). Haemagglutinin is an enzyme that facilitates the entry of the virus into cells of the respiratory epithelium, while neuraminidase facilitates

the release of newly produced viral particles from infected cells. The influenza virus has a marked propensity to mutate its external antigenic composition to escape the host's immune defences. Given this extreme mutability, a classification of viral subtype A based on H and N typing has been introduced. Additionally, strains are classified on the basis of antigenic type of the nucleoprotein core (A, B), geographical location of first isolation, strain serial number, and year of isolation. Every item is separated by a slash mark (e.g. A/Wuhan/359/95 (H3N2)). Unless otherwise specified such strains are of human origin. The production of antibodies against influenza beyond a conventional quantitative threshold is called seroconversion. Seroconversion in the absence of symptoms is called asymptomatic influenza.

### Influenza-like illness

An acute respiratory illness caused by scores of different viruses (including influenza A and B) presenting with symptoms and signs that are not distinguishable from those of influenza. Influenza-like illness does not have documented laboratory isolation of the causative agent and is what commonly presents to physicians and patients (also known as 'the flu').

## Appendix 2. Search strategies used to identify trials

### MEDLINE (PubMed)

```
#1 "Influenza, Human"[MeSH]
#2 "Influenzavirus A"[MeSH]
#3 "Influenzavirus B"[MeSH]
#4 influenza*[Text Word] OR flu[Text Word]
#5 #1 OR #2 OR #3 OR #4
#6 "Vaccines"[MeSH]
#7 "Immunization"[MeSH]
#8 (vaccin*[Text Word] OR immuni*[Text Word] OR inocula*[Text Word])
#9 #6 OR #7 OR #8
#10 #5 AND #10
#11 "Influenza Vaccines"[MeSH]
#12 #10 OR #11
#13 "Randomized Controlled Trial" [Publication Type]
#14 "Controlled Clinical Trial" [Publication Type]
#15 randomized[Title/Abstract]
#16 placebo[Title/Abstract]
#17 "drug therapy" [Subheading]
#18 randomly[Title/Abstract]
#19 trial[Title/Abstract]
#20 groups[Title/Abstract]
#21 #13 OR #14 OR #15 OR #16 OR #17 OR #18 OR #19 OR #20
#22 ("Animals"[MeSH]) NOT "Humans"[MeSH]
#23 #21 NOT #22
#24 #12 AND #23
```

### Embase (Elsevier)

```
#1 'influenza vaccine'/de
#2 'influenza'/exp
#3 'influenza virus a'/exp OR 'influenza virus b'/exp
#4 flu:ab,ti OR influenza*:ab,ti
#5 #2 OR #3 OR #4
#6 'vaccine'/de OR 'acellular vaccine'/de OR 'dna vaccine'/de OR 'inactivated vaccine'/de OR 'live vaccine'/de OR 'subunit vaccine'/de OR 'virus vaccine'/de OR 'virosome vaccine'/de OR 'recombinant vaccine'/de
#7 'immunization'/de OR 'vaccination'/de OR 'active immunization'/de OR 'immunoprophylaxis'/de OR 'mass immunization'/de
#8 vaccin*:ab,ti OR immuni*:ab,ti OR inocul*:ab,ti
#9 #6 OR #7 OR #8
#10 #5 AND #9
#11 #1 OR #10
#12 'randomized controlled trial'/exp OR 'single blind procedure'/exp OR 'double blind procedure'/exp OR 'crossover procedure'/exp
#13 random*:ab,ti OR placebo*:ab,ti OR factorial*:ab,ti OR crossover*:ab,ti OR 'cross-over':ab,ti OR 'cross over':ab,ti OR assign*:ab,ti OR allocat*:ab,ti OR volunteer*:ab,ti OR ((singl* OR doubl*) NEAR/3 (blind* OR mask*)):ab,ti
#14 #12 OR #13
#15 #11 AND #14
```

### WHO ICTRP



vaccine\* AND influenza

immuni\* AND influenza

inocul\* AND influenza

vaccine\* AND flu

immuni\* AND flu

inocul\* AND flu

### ClinicalTrials.gov

(vaccine OR vaccines OR vaccinate OR vaccination OR vaccinated OR vaccinating OR immunise OR immunised OR immunising OR immunisation OR immunize OR immunized OR immunizing OR immunization) AND (influenza OR influenza OR flu)

(inoculate OR inoculated OR inoculating OR inoculation) AND (influenza OR influenza OR flu)

### Appendix 3. Search strategies used to identify observational study searches (prior to the 2017 update)

#### MEDLINE (PubMed)

#1 "Influenza Vaccines"[MeSH] OR "Influenza, Human"[MeSH]

#2 (influenza\* [Text Word] OR flu[Text Word]) AND (vaccin\*[Text Word] OR immuni\*[Text Word] OR inocula\*[Text Word])

#3 #1 OR #2

#4 (randomized controlled trial [pt] OR controlled clinical trial [pt] OR randomized [tiab] OR placebo [tiab] OR drug therapy [sh] OR randomly [tiab] OR trial [tiab] OR groups [tiab])

#5 ("cross over" OR "crossover" OR "Follow Up") OR ("Cross-Over Studies"[MeSH] OR "Follow-Up Studies"[MeSH] OR "Prospective Studies"[MeSH]) OR ("time series" OR "interrupted time series") OR ("Case-Control Studies"[MeSH] OR (cases[Title/Abstract] AND controls[Title/Abstract])) OR ("Cohort Studies"[MeSH] OR cohort\*) OR ("Comparative Study"[Publication Type]) OR ("before after"[Title/Abstract] OR "before-after"[Title/Abstract] OR "before/after"[Title/Abstract] OR "before and after"[Title/Abstract]) OR (volunteer\*[Title/Abstract]) OR (control\*[Text Word] AND evaluation[Text Word]) OR (longitudinal[Text Word]) OR (retrospective\*[Text Word])

#6 #4 OR #5

#7 #3 OR #6

#### EMBASE

#1 'influenza vaccine' OR ( influenza OR flu AND ( vaccin\* OR immuni\* OR inoculat\* )) OR 'influenza vaccine' /syn OR ('influenza' /exp AND 'vaccine' /exp)

#2 'case control study' /syn OR 'case control' :de,ab,ti OR ( cases :ab,ti AND controls :ab,ti) OR 'cohort analysis' /syn OR 'cohort study' :de,ab,ti OR 'study cohort' :de,ab,ti OR prospectiv\* :ab,ti OR volunteer\* :ab,ti OR observational :ab,ti OR 'clinical trial' :it OR 'randomized controlled trial' :it OR 'drug therapy' /exp OR 'drug therapy' :de OR randomized :ab,ti OR randomised :ab,ti OR placebo :ab,ti OR randomly :ab,ti OR trial :ab,ti OR groups :ab,ti

#3 'clinical trial' :it OR 'randomized controlled trial' :it OR 'randomized controlled trial' /exp OR 'randomization' /exp OR 'single blind procedure' /exp OR 'double blind procedure' /exp OR 'clinical trial' /exp OR 'clinical' NEAR/0 'trial' OR 'clinical trial' OR ( singl\* OR doubl\* OR trebl\* OR tripl\* AND ( mask\* OR blind\* )) OR 'placebo' /exp OR placebo\* OR random\* OR 'control group' /exp OR 'experimental design' /exp OR 'comparative study' /exp OR 'evaluation study' OR 'evaluation studies' /exp OR 'follow up' /exp OR 'prospective study' /exp OR control\* OR prospectiv\* OR volunteer\*

#4 #2 OR #3

#5 #1 AND #4

#6 #1 AND #4 AND [embase]/lim

### Appendix 4. Search strategies for 2010 update

#### MEDLINE (PubMed)

#### Vaccines for preventing influenza in healthy adults (Review)

#1 "Influenza Vaccines"[MeSH] OR ("Influenza, Human/complications"[MeSH] OR "Influenza, Human/epidemiology"[MeSH] OR "Influenza, Human/immunology"[MeSH] OR "Influenza, Human/mortality"[MeSH] OR "Influenza, Human/prevention and control"[MeSH] OR "Influenza, Human/transmission"[MeSH])

#2 ((influenza vaccin\*[Text Word]) OR ((influenza [Text Word] OR flu[Text Word]) AND (vaccin\*[Text Word] OR immuni\*[Text Word] OR inoculation\*[Text Word] OR efficacy[Text Word] OR effectiveness[Text Word])))

#3 #1 OR #2

#4 randomized controlled trial [pt] OR controlled clinical trial [pt] OR randomized [tiab] OR placebo [tiab] OR drug therapy [sh] OR randomly [tiab] OR trial [tiab] OR groups [tiab]) AND humans [mh]

#5 ("cross over" OR "crossover" OR "Follow Up") OR ("Cross-Over Studies"[MeSH] OR "Follow-Up Studies"[MeSH] OR "Prospective Studies"[MeSH]) OR ("time series" OR "interrupted time series") OR (placebo\* OR random\* OR "double blind" OR "single blind" OR clinical trial\* OR trial design) OR ("Case-Control Studies"[MeSH] OR (cases[Title/Abstract] AND controls[Title/Abstract])) OR ("Cohort Studies"[MeSH] OR cohort\*) OR ("Comparative Study"[Publication Type]) OR ("before after"[Title/Abstract] OR "before-after"[Title/Abstract] OR "before/after"[Title/Abstract] OR "before and after"[Title/Abstract]) OR (volunteer\*[Title/Abstract]) OR (control\*[Text Word] AND evaluation[Text Word])

#6 #4 OR #5

#7 #3 AND #6

## EMBASE

#1 'influenza vaccine' /exp OR 'influenza vaccine' OR ( influenza OR flu AND ( vaccin\* OR immuni\* OR inoculat\* )) OR 'influenza vaccine' /syn OR ( 'influenza' /exp AND 'vaccine' /exp)

#2 'case control study' /syn OR 'case control' :de,ab,ti OR ( cases:ab,ti AND controls:ab,ti) OR 'cohort analysis' /syn OR 'cohort study' :de,ab,ti OR 'study cohort' :de,ab,ti OR prospectiv\* :ab,ti OR volunteer\* :ab,ti OR observational:ab,ti OR 'clinical trial' :it OR 'randomized controlled trial' :it OR 'drug therapy' /exp OR 'drug therapy' :de OR randomized :ab,ti OR randomised :ab,ti OR placebo :ab,ti OR randomly :ab,ti OR trial:ab,ti OR groups :ab,ti

#3 'clinical trial' :it OR 'randomized controlled trial' :it OR 'drug therapy' /exp OR 'drug therapy' :de OR randomized :ab,ti OR randomised :ab,ti OR placebo :ab,ti OR randomly :ab,ti OR trial :ab,ti OR groups :ab,ti

#4 'clinical trial' :it OR 'randomized controlled trial' :it OR 'randomized controlled trial' /exp OR 'randomization' /exp OR 'single blind procedure' /exp OR 'double blind procedure' /exp OR 'clinical trial' /exp OR 'clinical' NEAR/0 'trial' OR 'clinical trial' OR ( singl\* OR doubl\* OR trebl\* OR tripl\* AND ( mask\* OR blind\* )) OR 'placebo' /exp OR placebo\* OR random\* OR 'control group' /exp OR 'experimental design' /exp OR 'comparative study' /exp OR 'evaluation study' OR 'evaluation studies' /exp OR 'follow up' /exp OR 'prospective study' /exp OR control\* OR prospectiv\* OR volunteer\* AND [humans]/lim

#5 #2 OR #3 OR #4

#6 #1 AND #5

#7 #1 AND #5 AND [humans]/lim AND [embase]/lim

## Appendix 5. MEDLINE search strategy for 2004 update

### MEDLINE

#1 ("Influenza Vaccine/administration and dosage"[MeSH] OR "Influenza Vaccine/adverse effects"[MeSH] OR "Influenza Vaccine/contraindications"[MeSH] OR "Influenza Vaccine/immunology"[MeSH] OR "Influenza Vaccine/metabolism"[MeSH] OR "Influenza Vaccine/radiation effects"[MeSH] OR "Influenza Vaccine/therapeutic use"[MeSH] OR "Influenza Vaccine/toxicity"[MeSH]) OR ("Influenza/epidemiology"[MeSH] OR "Influenza/immunology"[MeSH] OR "Influenza/mortality"[MeSH] OR "Influenza/prevention and control"[MeSH] OR "Influenza/transmission"[MeSH])

#2 (influenza vaccin\*[Title/Abstract]) OR ((influenza [Title/Abstract] OR flu[Title/Abstract]) AND (vaccin\*[Title/Abstract] OR immuni\*[Title/Abstract] OR inoculati\*[Title/Abstract] OR efficacy[Title/Abstract] OR effectiveness[Title/Abstract]))

#3 #1 OR #2

#4 "Randomized Controlled Trial"[Publication Type] OR "Randomized Controlled Trials"[MeSH] OR "Controlled Clinical Trial"[Publication Type] OR "Controlled Clinical Trials"[MeSH] OR "Random Allocation"[MeSH] OR "Double-Blind Method"[MeSH] OR "Single-Blind Method"[MeSH]

#5 controlled clinical trial\*[Title/Abstract] OR randomised controlled trial\*[Title/Abstract] OR clinical trial\*[Title/Abstract] OR random allocation[Title/Abstract] OR random\*[Title/Abstract] OR placebo[Title/Abstract] OR double - blind[Title/Abstract] OR single - blind[Title/Abstract] OR RCT[Title/Abstract] OR CCT[Title/Abstract] OR allocation[Title/Abstract] OR follow - up[Title/Abstract]

#6 #4 OR #5  
 #7 #3 AND #6

## Appendix 6. Data extraction form

### PART 1

#### *Background information and description of study*

Reviewer:

Study unique identifier:

Published: Y/N

Journal: (if applicable)

Year of publication:

Period study conducted:

Abstract/full paper

Country or countries of study:

Number of studies included in this paper:

Funding source (delete non-applicable items):

Government, pharmaceutical, private, unfunded, unclear

Paper/abstract numbers of other studies with which these data are linked:

Reviewer's assessment of study design (delete non-applicable items):

<i>Study category</i>	<i>Study design</i>		
Experimental	RCT/CCT	HCT	Cross-over RCT
<b>Non-randomised analytical (specifically designed to assess association)</b>	Prospective/retrospective cohort	Case-control	Cross-sectional
<b>Non-randomised comparative (not specifically designed to assess association)</b>	Case cross-over/time series	Ecological study	Indirect comparison (before and after)
Non-comparative	EXCLUDE		

Does the study present data distributed by age group/occupation/health status?

	Subgroup distribution	
	Yes	No
Age group		
Occupation		

(Continued)

Health status

---

Gender

---

Risk group

---

## Description of study

### Methods

### Participants

### Interventions/exposure

### Outcomes

### Notes

### PART 2a

#### *Methodological quality assessment*

RCTs and CCTs only

---

## RANDOM SEQUENCE GENERATION

### **Selection bias (biased allocation to interventions) due to inadequate generation of a randomised sequence.**

---

Criteria for a judgement of 'Low risk' of bias	The investigators describe a random component in the sequence generation process such as: <ul style="list-style-type: none"> <li>- Referring to a random number table</li> <li>- Using a computer random number generator</li> <li>- Coin tossing</li> <li>- Shuffling cards or envelopes</li> <li>- Throwing dice</li> <li>- Drawing of lots</li> <li>- Minimisation*</li> </ul> <p>*Minimisation may be implemented without a random element and this is considered to be equivalent to being random</p>
Criteria for the judgement of 'High risk' of bias	The investigators describe a non-random component in the sequence generation process. Usually, the description would involve some systematic, non-random approach, for example: <ul style="list-style-type: none"> <li>- Sequence generated by odd or even date of birth</li> <li>- Sequence generated by some rule based on date (or day) of admission</li> <li>- Sequence generated by some rule based on hospital or clinic record number</li> </ul> <p>Other non-random approaches happen much less frequently than the systematic approaches mentioned above and tend to be obvious. They usually involve judgement or some method of non-random categorisation of participants, for example:</p> <ul style="list-style-type: none"> <li>- Allocation by judgement of the clinician</li> <li>- Allocation by preference of the participant</li> </ul>

(Continued)

- Allocation based on the results of a laboratory test or a series of tests
- Allocation by availability of the intervention

Criteria for the judgement of 'Unclear risk' of bias	Insufficient information about the sequence generation process to permit judgement of 'Low risk' or 'High risk'
--	---

## ALLOCATION CONCEALMENT

### Selection bias (biased allocation to interventions) due to inadequate concealment of allocations prior to assignment

Criteria for a judgement of 'Low risk' of bias	<p>Participants and investigators enrolling participants could not foresee assignment because one of the following, or an equivalent method, was used to conceal allocation:</p> <ul style="list-style-type: none"> <li>- Central allocation (including telephone, web-based and pharmacy-controlled randomisation)</li> <li>- Sequentially numbered drug containers of identical appearance</li> <li>- Sequentially numbered, opaque, sealed envelopes</li> </ul>
--	--

Criteria for the judgement of 'High risk' of bias	<p>Participants or investigators enrolling participants could possibly foresee assignments and thus introduce selection bias, such as allocation based on:</p> <ul style="list-style-type: none"> <li>- Using an open random allocation schedule (e.g. a list of random numbers)</li> <li>- Assignment envelopes were used without appropriate safeguards (e.g. if envelopes were unsealed or nonopaque or not sequentially numbered)</li> <li>- Alternation or rotation</li> <li>- Date of birth</li> <li>- Case record number</li> <li>- Any other explicitly unconcealed procedure</li> </ul>
---	--

Criteria for the judgement of 'Unclear risk' of bias	Insufficient information to permit judgement of 'Low risk' or 'High risk'. This is usually the case if the method of concealment is not described or not described in sufficient detail to allow a definite judgement – for example if the use of assignment envelopes is described, but it remains unclear whether envelopes were sequentially numbered, opaque and sealed
--	---

## BLINDING OF PARTICIPANTS AND PERSONNEL

### Performance bias due to knowledge of the allocated interventions by participants and personnel during the study

Criteria for a judgement of 'Low risk' of bias	<p>Any one of the following:</p> <ul style="list-style-type: none"> <li>- No blinding or incomplete blinding, but the review authors judge that the outcome is not likely to be influenced by lack of blinding</li> <li>- Blinding of participants and key study personnel ensured, and unlikely that the blinding could have been broken</li> </ul>
--	--

Criteria for the judgement of 'High risk' of bias	<p>Any one of the following:</p> <ul style="list-style-type: none"> <li>- No blinding or incomplete blinding, and the outcome is likely to be influenced by lack of blinding</li> <li>- Blinding of key study participants and personnel attempted, but likely that the blinding could have been broken, and the outcome is likely to be influenced by lack of blinding</li> </ul>
---	--

Criteria for the judgement of 'Unclear risk' of bias	<p>Any one of the following:</p> <ul style="list-style-type: none"> <li>- Insufficient information to permit judgement of 'Low risk' or 'High risk'</li> </ul>
--	--

(Continued)

- The study did not address this outcome

---

## BLINDING OF OUTCOME ASSESSMENT

### Detection bias due to knowledge of the allocated interventions by outcome assessors

Criteria for a judgement of 'Low risk' of bias	Any one of the following: <ul style="list-style-type: none"> <li>- No blinding of outcome assessment, but the review authors judge that the outcome measurement is not likely to be influenced by lack of blinding</li> <li>- Blinding of outcome assessment ensured, and unlikely that the blinding could have been broken</li> </ul>
Criteria for the judgement of 'High risk' of bias	Any one of the following: <ul style="list-style-type: none"> <li>- No blinding of outcome assessment, and the outcome measurement is likely to be influenced by lack of blinding</li> <li>- Blinding of outcome assessment, but likely that the blinding could have been broken, and the outcome measurement is likely to be influenced by lack of blinding</li> </ul>
Criteria for the judgement of 'Unclear risk' of bias	Any one of the following: <ul style="list-style-type: none"> <li>- Insufficient information to permit judgement of 'Low risk' or 'High risk'</li> <li>- The study did not address this outcome</li> </ul>

---

## INCOMPLETE OUTCOME DATA

### Attrition bias due to amount, nature or handling of incomplete outcome data

Criteria for a judgement of 'Low risk' of bias	Any one of the following: <ul style="list-style-type: none"> <li>- No missing outcome data</li> <li>- Reasons for missing outcome data unlikely to be related to true outcome (for survival data, censoring unlikely to be introducing bias)</li> <li>- Missing outcome data balanced in numbers across intervention groups, with similar reasons for missing data across groups</li> <li>- For dichotomous outcome data, the proportion of missing outcomes compared with observed event risk not enough to have a clinically relevant impact on the intervention effect estimate</li> <li>- For continuous outcome data, plausible effect size (difference in means or standardised difference in means) among missing outcomes not enough to have a clinically relevant impact on observed effect size</li> <li>- Missing data have been imputed using appropriate methods</li> </ul>
Criteria for the judgement of 'High risk' of bias	Any one of the following: <ul style="list-style-type: none"> <li>- Reason for missing outcome data likely to be related to true outcome, with either imbalance in numbers or reasons for missing data across intervention groups</li> <li>- For dichotomous outcome data, the proportion of missing outcomes compared with observed event risk enough to induce clinically relevant bias in intervention effect estimate</li> <li>- For continuous outcome data, plausible effect size (difference in means or standardised difference in means) among missing outcomes enough to induce clinically relevant bias in observed effect size</li> <li>- 'As-treated' analysis done with substantial departure of the intervention received from that assigned at randomisation</li> </ul>

(Continued)

- Potentially inappropriate application of simple imputation

Criteria for the judgement of 'Unclear risk' of bias

Any one of the following:

- Insufficient reporting of attrition/exclusions to permit judgement of 'Low risk' or 'High risk' (e.g. number randomised not stated, no reasons for missing data provided)

- The study did not address this outcome

## SELECTIVE REPORTING

### Reporting bias due to selective outcome reporting

Criteria for a judgement of 'Low risk' of bias

Any of the following:

- The study protocol is available and all of the study's prespecified (primary and secondary) outcomes that are of interest in the review have been reported in the prespecified way

- The study protocol is not available but it is clear that the published reports include all expected outcomes, including those that were prespecified (convincing text of this nature may be uncommon)

Criteria for the judgement of 'High risk' of bias

Any one of the following:

- Not all of the study's prespecified primary outcomes have been reported

- One or more primary outcomes is reported using measurements, analysis methods or subsets of the data (e.g. subscales) that were not prespecified

- One or more reported primary outcomes were not prespecified (unless clear justification for their reporting is provided, such as an unexpected adverse effect)

- One or more outcomes of interest in the review are reported incompletely so that they cannot be entered in a meta-analysis

- The study report fails to include results for a key outcome that would be expected to have been reported for such a study

Criteria for the judgement of 'Unclear risk' of bias

Insufficient information to permit judgement of 'Low risk' or 'High risk'. It is likely that the majority of studies will fall into this category

## OTHER BIAS

### Bias due to problems not covered elsewhere in the table

Criteria for a judgement of 'Low risk' of bias

The study appears to be free of other sources of bias

Criteria for the judgement of 'High risk' of bias

There is at least one important risk of bias. For example, the study:

- Had a potential source of bias related to the specific study design used or

- Has been claimed to have been fraudulent or

- Had some other problem

Criteria for the judgement of 'Unclear risk' of bias.

There may be a risk of bias, but there is either:

- Insufficient information to assess whether an important risk of bias exists or

- Insufficient rationale or evidence that an identified problem will introduce bias

**PART 2b**
**Description of interventions and outcomes**

RCT and CCT only

**Vaccines used**

	Vaccines and composition	Product and manufacturer	Schedule & dosage and status	Route of administration
Arm 1				
Arm 2				
Arm 3				
Arm 4				
Placebo				

Rule: index vaccine goes in the Arm 1 line, placebo in the last line

**Status: primary, secondary or tertiary immunisation**

Vaccine	Batch numbers

**Details of participants**

	Enrolled	Missing	Reasons	Inclusion in analysis	Notes
Active arm 1					
Active arm 2					
Active arm 3					
Active arm 4					
Controls					



**Outcomes list - effectiveness**

Outcome	How defined	Description/follow-up/notes

**Outcomes list - safety**

Outcome	How defined	Description/follow-up/notes

Investigators to be contacted for more information? Yes/No

Contact details (principal investigator, fill in only if further contact is necessary):

**PART 2c**
***Data extraction and manipulation***

(To be used for dichotomous or continuous outcomes)

RCT and CCT only

**Comparison**

Outcomes	n/N index arm	n/N comparator

Notes (for statistical use only)

**PART 3a**
***Description of interventions and outcomes***

Non-randomised longitudinal studies only

**Vaccines used**

	<b>Vaccines and composition</b>	<b>Product and manufacturer</b>	<b>Schedule &amp; dosage and status</b>	<b>Route of administration</b>
Group 1				
Group 2				
Group 3				
Group 4				
Comparator				

Rule: index vaccine goes in the Group 1 line, placebo in the last line

<b>Vaccine</b>	<b>Batch numbers</b>

#### Details of participants

	<b>Enrolled</b>	<b>Missing</b>	<b>Reasons</b>	<b>Inclusion in analysis</b>	<b>Notes</b>
Group1					
Group 2					
Group 3					
Group 4					
Comparator					

#### Outcomes list - effectiveness

<b>Outcome</b>	<b>How defined (including length of follow-up)</b>	<b>Description/follow-up/notes</b>

(Continued)

**Outcomes list - safety**

Outcome	How defined (including length of follow-up)	Description/follow-up/notes

Investigators to be contacted for more information? Yes/No

Contact details (principal investigator, fill in only if further contact is necessary):

**PART 3b**

**Data extraction and manipulation**

(To be used for dichotomous outcomes)

Non-randomised longitudinal studies only

**Comparison**

Outcomes	n/N index group	n/N comparator

Notes (for statistical use only)

**PART 3c**

**Description of studies**

Case-control studies only

**Event 1**

	How defined	Enrolled	Missing	Reasons	Inclusion in analysis
Cases n =					
Controls n =					

**Exposure**

	How defined	How ascertained	Notes
Vaccine exposure 1			
Vaccine exposure 2			

**Event 2**

	How defined	Enrolled	Missing	Reasons	Inclusion in analysis
Cases n =					
Controls n =					

**Exposure**

	How defined	How ascertained	Notes
Vaccine exposure 1			
Vaccine exposure 2			

Notes (for statistical use only)

**Part 3d**
**Data extraction and manipulation**

Case-control studies only

Status	Numerator	Denominator
Cases		
Control		

Notes (for statistical use only)

**Appendix 7. Included studies design**

A case-control study is a prospective or retrospective epidemiological study usually used to investigate the causes of disease. Study participants who have experienced an adverse outcome or disease are compared with participants who have not. Any differences in the presence or absence of hypothesised risk factors are noted.

A cohort study is an epidemiological study where groups of individuals are identified who vary in their exposure to an intervention or hazard and who are then followed to assess outcomes. Association between exposure and outcome are then estimated. Cohort studies are best performed prospectively, but can also be undertaken retrospectively if suitable data records are available.

A randomised controlled trial is any study on humans in which the individuals (or other experimental units) followed in the study were definitely or possibly assigned prospectively to one of two (or more) alternative forms of health care using random allocation.

A quasi-randomised clinical trial is any study on humans in which the individuals (or other experimental units) followed in the study were definitely or possibly assigned prospectively to one of two (or more) alternative forms of health care using some quasi-random method of allocation (such as alternation, date of birth, or case record number).

## Appendix 8. Methodological quality of non-randomised studies

### Newcastle-Ottawa quality assessment scale - case-control studies

Note: a study can be awarded a maximum of one star (i.e. asterisk) for each numbered item within the **Selection** and **Exposure** categories. A maximum of two stars can be given for **Comparability**.

#### Selection

1. Is the case definition adequate?
  - a. Yes, with independent validation\*
  - b. Yes, e.g. record linkage or based on self reports
  - c. No description
2. Representativeness of the cases
  - a. Consecutive or obviously representative series of cases\*
  - b. Potential for selection biases or not stated
3. Selection of controls
  - a. Community controls\*
  - b. Hospital controls
  - c. No description
4. Definition of controls
  - a. No history of disease (endpoint)\*
  - b. No description of source

#### Comparability

1. Comparability of cases and controls on the basis of the design or analysis
  - a. Study controls for \_\_\_\_\_ (Select the most important factor)\*
  - b. Study controls for any additional factor\* (This criterion could be modified to indicate specific control for a second important factor)

#### Exposure

1. Ascertainment of exposure
  - a. Secure record (e.g. surgical records)\*
  - b. Structured interview where blind to case/control status\*
  - c. Interview not blinded to case/control status
  - d. Written self report or medical record only
  - e. No description
2. Same method of ascertainment for cases and controls
  - a. Yes\*
  - b. No
3. Non-response rate
  - a. Same rate for both groups\*
  - b. Non-respondents described
  - c. Rate different and no designation

### Newcastle-Ottawa quality assessment scale - cohort studies

Note: a study can be awarded a maximum of one star for each numbered item within the **Selection** and **Outcome** categories. A maximum of two stars can be given for **Comparability**.

#### Selection

1. Representativeness of the exposed cohort
  - a. Truly representative of the average \_\_\_\_\_ (describe) in the community\*
  - b. Somewhat representative of the average \_\_\_\_\_ in the community\*

- c. Selected group of users, e.g. nurses, volunteers
- d. No description of the derivation of the cohort
2. Selection of the non-exposed cohort
  - a. Drawn from the same community as the exposed cohort\*
  - b. Drawn from a different source
  - c. No description of the derivation of the non-exposed cohort
3. Ascertainment of exposure
  - a. Secure record (e.g. surgical records)\*
  - b. Structured interview \*
  - c. Written self report
  - d. No description
4. Demonstration that outcome of interest was not present at start of study
  - a. Yes\*
  - b. No

### **Comparability**

1. Comparability of cohorts on the basis of the design or analysis
  - a. Study controls for \_\_\_\_\_ (select the most important factor)\*
  - b. Study controls for any additional factor\* (This criterion could be modified to indicate specific control for a second important factor)

### **Outcome**

1. Assessment of outcome
  - a. Independent blind assessment\*
  - b. Record linkage\*
  - c. Self report
  - d. No description
2. Was follow-up long enough for outcomes to occur
  - a. Yes (select an adequate follow-up period for outcome of interest)\*
  - b. No
3. Adequacy of follow-up of cohorts
  - a. Complete follow-up - all participants accounted for\*
  - b. Participants lost to follow-up unlikely to introduce bias - small number lost -> \_\_\_\_% (select an adequate %) follow-up, or description provided of those lost)\*
  - c. Follow-up rate < \_\_\_\_% (select an adequate %) and no description of those lost
  - d. No statement

## **FEEDBACK**

### **Inconsistency between results and abstract, 6 April 2007**

#### **Summary**

We feel there is some inconsistency between results and abstract of this review regarding off work time.

In the results it states that 0.4 days are saved, but that this result is not statistically significant. In the abstract, however, this difference is labelled significant. Can you help us in understanding this?

I certify that I have no affiliations with or involvement in any organisation or entity with a direct financial interest in the subject matter of my criticisms.

#### **Reply**

The difference is statistically significant as it says in the abstract. In the results the word "statistical" has been used instead of "clinical". Indeed the meaning of the comment was to underline that, although statistically significant, a difference of 0.4 day is clinically inconsistent.

I certify that I have no affiliations with or involvement in any organisation or entity with a direct financial interest in the subject matter of my criticisms

Vittorio Demicheli

**Contributors**

JC van der Wouden

**Comments regarding the conclusion, 5 April 2006****Summary**

Your conclusion is confusing. You write: "Universal immunization of healthy adults is not supported by the results of this review." If so, why the first sentence? You wrote in the Discussion that "serologically confirmed cases of influenza are only part of the spectrum of clinical effectiveness." Furthermore, it would be helpful if you had explained the difference between influenza and influenza-like illness in the abstract. Also, the title of the synopsis is inaccurate. Why say "not enough evidence" when there are so many trials in your review? It should read: Clinical trials do not support the universal recommendation, etc. And "by a quarter" is not going to be understood by the general public. Please put in absolute terms.

I certify that I have no affiliations with or involvement in any organization or entity with a financial interest in the subject matter of my feedback.

**Reply**

This comment has been superseded and addressed by the 2006 latest update.

**Contributors**

Maryann Napoli

**Vaccines for preventing influenza in healthy adults, 13 May 2013****Summary**

There seems to be an inconsistency in the presentation of the Cochrane Summary: "Vaccines to prevent influenza in healthy adults". The Plain language summary states that "Vaccine use did not affect the number of people hospitalised or working days lost", but under Main Results we read that "Vaccination had a modest effect on time off work and had no effect on hospital admissions". These two claims seem to be at odds regarding working days/time lost.

I agree with the conflict of interest statement below:

I certify that I have no affiliations with or involvement in any organization or entity with a financial interest in the subject matter of my feedback.

Robyn Kath

**Reply**

This review has now been updated and both paragraphs have been rewritten.

**Contributors**

Vittorio Demicheli

**Vaccines for preventing influenza in healthy adults, 15 September 2014****Summary**

In occupational health, there is a great interest in the effect of vaccination on the number of workdays lost. The abstract reports that vaccination had a modest effect on time off work. The results in the review that I can find for this outcome show a mean difference of 0.04 with a 95% confidence interval of -0.14 to 0.06. It depends on whose point of view you take, but I don't think that there is any stakeholder that will rate a 17 minutes decrease in worktime lost a modest effect. In addition, it is not significant. Did I overlook something or is this a mistake?

Best wishes,  
Jos Verbeek

I agree with the conflict of interest statement below:

I certify that I have no affiliations with or involvement in any organization or entity with a financial interest in the subject matter of my feedback.

Jos Verbeek

Email Address: [jos.verbeek@ttl.fi](mailto:jos.verbeek@ttl.fi)

Affiliation: Finnish Institute of Occupational Health

Role: Senior Researcher

## Reply

The text of the abstract resuming the available includible evidence of vaccination on time off work has been amended and the word "modest" has now been replaced with "negligible". In any cases only by applying the fixed model effect the difference results significant.

## Contributors

All Authors

## WHAT'S NEW

Date	Event	Description
10 February 2020	Amended	Typographic error corrected in <a href="#">Figure 1</a>

## HISTORY

Protocol first published: Issue 4, 1998

Review first published: Issue 4, 1999

Date	Event	Description
31 December 2016	New search has been performed	<p>For this update we included 20 new trials (<a href="#">aa McBride 2016a</a>; <a href="#">aa McBride 2016b</a>; <a href="#">aa Treanor 2011</a>; <a href="#">bb Dauvilliers 2013</a>; <a href="#">bb MacIntyre 2013</a>; <a href="#">bb Rouleau 2014</a>; <a href="#">cb O'Flanagan 2014</a>; <a href="#">cb Persson 2014</a>; <a href="#">paa Ma 2014</a>; <a href="#">paa Madhi 2014</a>; <a href="#">pca Ahrens 2014</a>; <a href="#">pcb Beau 2014</a>; <a href="#">pcb Cantu 2013</a>; <a href="#">pcb Chambers 2013</a>; <a href="#">pcb Cleary 2014</a>; <a href="#">pcb Dodds 2012</a>; <a href="#">pcb Louik 2013</a>; <a href="#">pcb Ludvigsson 2013</a>; <a href="#">pcb Nordin 2014</a>; <a href="#">pcb Rubinstein 2013</a>; <a href="#">pcb Trotta 2014</a>).</p> <p>We excluded 21 new trials (<a href="#">Andersson 2015</a>; <a href="#">Atsmon 2012</a>; <a href="#">Baxter 2013</a>; <a href="#">Chavant 2013</a>; <a href="#">Chichester 2012</a>; <a href="#">Couch 2012</a>; <a href="#">Duffy 2014</a>; <a href="#">Greene 2013</a>; <a href="#">Heinonen 1973</a>; <a href="#">Huang 2011</a>; <a href="#">Lavallee 2014</a>; <a href="#">Lind 2014</a>; <a href="#">Liu 2012</a>; <a href="#">Montplaisir 2014</a>; <a href="#">Phonrat 2013</a>; <a href="#">Pleguezuelos 2012</a>; <a href="#">Scheifele 2013</a>; <a href="#">Sipilä 2015</a>; <a href="#">Taylor 2012</a>; <a href="#">Thompson 2014</a>; <a href="#">Warren-Gash 2013</a>).</p> <p>We excluded 17 trials previously awaiting classification (<a href="#">ab López-Macías 2011a</a>; <a href="#">ab López-Macías 2011b</a>; <a href="#">ab Mallory 2010</a>; <a href="#">ab Plennevaux 2010</a>; <a href="#">ab Precioso 2011</a>; <a href="#">ab Treanor 2010</a>; <a href="#">ab Turley 2011</a>; <a href="#">ab Wacheck 2010</a>; <a href="#">Atsmon 2012</a>; <a href="#">Chichester 2012</a>; <a href="#">Couch 2012</a>; <a href="#">Heinonen 1973</a>; <a href="#">Huang 2011</a>; <a href="#">Phonrat 2013</a>; <a href="#">Pleguezuelos 2012</a>; <a href="#">Scheifele 2013</a>; <a href="#">Taylor 2012</a>; <a href="#">Xu 2012</a>).</p>
31 December 2016	New citation required but conclusions have not changed	Our conclusions remain unchanged.
15 September 2014	Feedback has been incorporated	Feedback comment submitted.
4 March 2014	New search has been performed	<p>We updated the searches and included 41 new trials (<a href="#">aa Barrett 2011</a>; <a href="#">aa Frey 2010</a>; <a href="#">aa Jackson 2010a</a>; <a href="#">aa Jackson 2010b</a>; <a href="#">aa Langley 2011</a>; <a href="#">aa Monto 2009</a>; <a href="#">aa Ohmit 2006</a>; <a href="#">aa Ohmit 2008</a>; <a href="#">bb Dieleman 2011a</a>; <a href="#">bb Dieleman 2011b</a>; <a href="#">bb Dieleman 2011c</a>; <a href="#">bb Dieleman 2011d</a>; <a href="#">bb Dieleman 2011e</a>; <a href="#">bb Galeotti 2013</a>; <a href="#">bb Garbe 2012</a>; <a href="#">bb Grimaldi-Bensouda 2011</a>; <a href="#">bb Grimaldi-Bensouda 2012</a>; <a href="#">bb Hernan 2004</a>; <a href="#">bb Ray 2011</a>; <a href="#">bb Zorzon 2003</a>; <a href="#">cb Bardage 2011</a>;</p>



Date	Event	Description
		<p>cb Baxter 2012; cb Moro 2013; cb Ray 2011; pba Benowitz 2010; pba Poehling 2011; pbb Irving 2013; pca Black 2004; pca Eick 2011; pca France 2006; pca Hulka 1964; pca Munoz 2005; pca Yamada 2012; pcb Deinard 1981; pcb Fell 2012; pcb Håberg 2013; pcb Heikkinen 2012; pcb Källén 2012; pcb Launay 2012; pcb Lin 2012; pcb Nordin 2013; pcb Omer 2011; pcb Oppermann 2012; pcb Pasternak 2012; pcb Richards 2013; pcb Sheffield 2012; pcb Toback 2012), which corresponded to 47 data sets. We excluded 63 new trials.</p>
4 March 2014	New citation required and conclusions have changed	For this update we added vaccine efficacy/effectiveness and safety evidence on pregnant women.
24 May 2013	Feedback has been incorporated	Feedback comment added to the review.
15 June 2010	New citation required but conclusions have not changed	For this update Eliana Ferroni (EF), Lubna Al Ansary, and Ghada Bawazeer joined as new authors. Carlo Di Pietrantonj (CDP), Alessandro Rivetti (AR), and Tom Jefferson (TJ) remained.
15 June 2010	New search has been performed	Searches conducted. For this update we screened 3729 titles and identified 44 studies for possible inclusion. We included two new trials, <a href="#">aa Beran 2009a</a> and <a href="#">aa Beran 2009b</a> , and excluded three new trials ( <a href="#">Belongia 2009</a> ; <a href="#">Chou 2007</a> ; <a href="#">Khazeni 2009</a> ).
10 May 2009	Amended	Contact details updated.
26 April 2008	Amended	Converted to new review format.
15 April 2007	Feedback has been incorporated	Feedback comment added to review.
16 February 2007	New citation required and conclusions have changed	<p>Substantive amendment. For the 2006 update we included 30 new studies but tightened up our inclusion criteria, excluding studies with influenza B vaccine as a control, which did not come within our comparator rules of placebo or do nothing. Twenty-two of the new included studies were clinical trials evaluating the efficacy or safety (or both) of different type of influenza vaccines.</p> <p>We also carried out a subanalysis of the five 1968 to 1969 pandemic trials (with numerous subtrials) in our data set. Finally, we included more data (10 studies) on potential serious or rare harms, looking also at non-randomised evidence.</p>
4 April 2006	Feedback has been incorporated	Feedback comment added to review.
24 May 2004	New search has been performed	Searches conducted. In the 2004 update we included five more studies not identified by the original searches and updated the text and references. We also assessed and excluded 25 more studies. We used the random-effects model for analysing all the comparisons and outcomes. The updated results and conclusions of our review did not change significantly much.
6 July 1997	New search has been performed	Searches conducted. Review first published Issue 4, 1999.

## CONTRIBUTIONS OF AUTHORS

Carlo Di Pietrantonj (CDP) and Alessandro Rivetti (AR) designed both the 2014 and the 2016 updates. AR carried out the searches and preliminary screening of references. AR and CDP applied the inclusion criteria. AR and CDP extracted data. CDP checked the data extraction, performed the meta-analysis, and carried out statistical testing. CDP and AR wrote the final report. For this 2016 update Tom Jefferson, Alex Rivetti and Vittorio Demicheli updated searches and content. The other authors approved the text.

## DECLARATIONS OF INTEREST

Vittorio Demicheli: none known

Tom Jefferson (TJ) was a co-recipient of a UK National Institute for Health Research grant (HTA – 10/80/01 Update and amalgamation of two Cochrane Reviews: neuraminidase inhibitors for preventing and treating influenza in healthy adults and children ([www.nets.nihr.ac.uk/projects/hta/108001](http://www.nets.nihr.ac.uk/projects/hta/108001))). TJ receives royalties from his books published by Blackwells and Il Pensiero Scientifico Editore, Rome. TJ is occasionally interviewed by market research companies for anonymous interviews about phase I or II pharmaceutical products. In 2011 to 2013, TJ acted as an expert witness in a litigation case related to oseltamivir phosphate (Tamiflu; Roche) and in a labour case on influenza vaccines in healthcare workers in Canada. TJ acted as a consultant for Roche (1997-99), GSK (2001-2), and Sanofi-Synthelabo (2003) for the antirhinoviral pleconaril, which was not approved by the US Food and Drug Administration. TJ was a consultant for IMS Health in 2013, and in 2014 he was retained as a scientific adviser to a legal team acting on the drug oseltamivir (Tamiflu; Roche). In 2014 to 2015, TJ was a member of two advisory boards for Boehringer and is in receipt of a Cochrane Methods Innovations Fund grant to develop guidance on the use of regulatory data in Cochrane Reviews. TJ has a potential financial conflict of interest in the investigation of the drug oseltamivir. TJ acted as an expert witness in a legal case involving the drug oseltamivir (Roche) and the vaccine Pandemrix (GSK). TJ was a member of an Independent Data Monitoring Committee for a Sanofi Pasteur clinical trial.

Eliana Ferroni: none known

Alessandro Rivetti: none known

Carlo Di Pietrantonj: none known

## SOURCES OF SUPPORT

### Internal sources

- ASL (Local Health Unit) AL, Piemonte, Italy.

### External sources

- NHS Department of Health Cochrane Incentive Scheme, UK.

This project was supported by the National Institute for Health Research (NIHR), via Cochrane Incentive Award funding to the Cochrane Acute Respiratory Infections Group. The views and opinions expressed therein are those of the authors and do not necessarily reflect those of the Systematic Reviews Programme, NIHR, NHS (National Health Service), or the Department of Health.

- Ministry of Defence, UK.

## DIFFERENCES BETWEEN PROTOCOL AND REVIEW

Evidence about the safety and efficacy/effectiveness of influenza vaccine administration during pregnancy is included in this 2016 update. Previous versions of this review included observational comparative studies assessing serious and rare harms cohort and case-control studies. Because of the uncertain quality of observational (i.e. non-randomised) studies and their lack of influence on the review conclusions, we have decided to update only randomised evidence. We have no longer updated the searches for observational comparative studies.

## INDEX TERMS

### Medical Subject Headings (MeSH)

Absenteeism; Drug Industry; Health Status; Hospitalization [statistics & numerical data]; Influenza A virus; Influenza B virus; Influenza Vaccines [adverse effects] [\*therapeutic use]; Influenza, Human [\*prevention & control] [virology]; Nausea [chemically induced]; Pregnancy Complications, Infectious [prevention & control] [virology]; Publication Bias; Research Support as Topic; Vomiting [chemically induced]

**MeSH check words**

Adult; Female; Humans; Male; Pregnancy