



Published in final edited form as:

*Tetrahedron*. 2019 June 14; 75(24): 3248–3252. doi:10.1016/j.tet.2019.03.035.

## PEt<sub>3</sub>-Mediated Deoxygenative C–N Coupling of Nitroarenes and Boronic Acids

Trevor V. Nykaza, Junyu Yang, and Alexander T. Radosevich\*

Department of Chemistry, Massachusetts Institute of Technology, Cambridge, Massachusetts 02139, United States

### Abstract

A method for the preparation of aryl- and heteroarylamine products by triethylphosphine-mediated deoxygenative coupling of nitroarenes and boronic acids is reported. This method provides access to an array of functionalized (hetero)arylamine products from readily available starting materials under the action of an inexpensive commercial reagent. The developed triethylphosphine-mediated transformation highlights the capability of organophosphorus compounds to carry out this useful deoxygenative transformation without the necessity of any transition metal additives.

### Keywords

C-N bond formation; Nitroarene; Boronic Acid; Phosphine

### 1. Introduction

Aryl- and heteroaryl amines find many uses in pharmaceutical, agrichemical, and organic materials chemistry; they are also present in naturally occurring secondary metabolites and derivatives thereof [1]. Developments in intermolecular arylation of anilines, especially transition metal catalyzed C–N coupling methods (Buchwald-Hartwig [2], Chan-Lam [3], Ullmann [4]), have enabled broad access to these compounds. Recently, we have reported that intermolecular (hetero)aryl C–N bond formation is driven by deoxygenative amination of boronic acids with nitroarenes [5]. Leveraging the utility of tricoordinate phosphorus reagents as O-atom acceptors [6], this chemistry advances a line of work from Cadogan who showed that P(III)-mediated deoxygenation of nitroarenes can give nitrogen containing heterocyclic products through intramolecular C-N bond formation (Figure 1A) [7,8]. Indeed, nitroarenes are attractive substrates for aryl amination reactions because they are readily available from both commercial and synthetic sources, thereby comparing favorably with respect to nitrosoarenes [9], *N*-alkyl hydroxylamines [10], azides [11], and tosyl triazenes [12] substrates for boronic acid amination reactions. Knochel [13], Kürti [14], and Niggemann [15] have all reported main group reagent approaches for direct intermolecular C-N bond formation with nitroarene substrates. Relatedly, Suárez-Pantiga and Sanz reported

\*Corresponding author. radosevich@mit.edu.

Supplementary Material

Supplementary data (including <sup>1</sup>H and <sup>13</sup>C NMR spectra) for this article can be found online.

that phosphine-mediated reductive coupling of nitroarenes and boronic acids is catalyzed by an oxomolybdenum compound [16]. Here, we show that an inexpensive commercial phosphine reagent (triethylphosphine) can drive the deoxygenative coupling of nitroarenes and boronic acids to give di(hetero)arylamine products in a direct synthetic operation without the need of any transition metal additives (Figure 1B). The method serves as an operationally simple entry into valuable C–N coupling products from readily available reaction partners.

## 2. Results and Discussion

The coupling reaction of nitrobenzene (**1**) and phenylboronic acid (**2**) to give diphenylamine (**3**) was selected for development and optimization studies (Table 1). Commercially available phosphine and phosphite reagents (3 equiv relative to **1**) were assessed for their efficacy in the reductive coupling under previously defined reaction conditions (*m*-xylene, 120 °C). While triphenylphosphine **4** (entry 1) was found to produce only 4% of the desired diphenylamine product **3**, trialkylphosphines tri-*tert*-butylphosphine **5** (entry 2, 24%), tricyclohexylphosphine **6** (entry 3, 46%), and tributylphosphine **7** (entry 4, 66%) demonstrated an increase in yield from tertiary to primary alkyl substituents (Bu>Cy>*t*Bu). Further investigation of trialkylphosphines indicated that triethylphosphine **8** (entry 5, 81%) provided desired product diphenylamine **2** with a yield comparable to our previously developed catalytic system within the same time frame of 4 hours. Trimethylphosphine **9** (entry 6, 39%) was less effective, perhaps attributed to the low boiling point of this reagent (bp 38–40 °C for PMe<sub>3</sub> vs 127–128 °C for PEt<sub>3</sub>). Triethylphosphite **10** (entry 7, 8%) and tris(dimethylamino)phosphine (entry 8, 10%) proved to be poor reagents for the desired coupling reaction.

With respect to variation of the nitro coupling partner, a series of mixed diarylamine products by coupling with phenylboronic acid were prepared in good yield (Figure 2A). Halogen-(**12**), boryl-(**13**), and free aniline-containing (**14**) are all prepared in straightforward fashion, presenting opportunities for further functionalization, including subsequent transition metal catalyzed cross coupling if desired. It was found that electronic-deficient nitroarenes excel as substrates, providing the desired products in high yield and short reaction times. Indeed, while 3,5-bis(trifluoromethyl)aniline is considered to be a challenging substrate for Pd-catalyzed C–N coupling [17], 1-nitro-3,5-bis(trifluoromethyl)benzene is readily arylated under the deoxygenative phosphine-mediated coupling protocol to give **16**. Further highlighting the variety of possible nitroarene coupling partners, heterocyclic substrate 5-nitroisoquinoline was successfully coupled with phenylboronic acid to give product heteroarylamine **17** in good yield.

The coupling reaction is similarly amenable to deoxygenative arylation of nitrobenzene by variation of the boronic acid partner (Figure 2B). *Para*-substituted boronic acids containing inductively withdrawing (**18**) and resonance donating (**19**) substituents were found to be suitable partners for the coupling reaction. It was also found that primary (**20**), secondary (**21**), and even tertiary (**22**) carbons can be transferred from alkylboronic acid partners in serviceable yields. Consequently, the deoxygenative coupling reaction can be used to access

*N*-alkyl arylamines. That said, coupling with *tert*-butylboronic acid remains challenging, thus presenting a direction for future development.

To further demonstrate the synthetic utility of the developed transformation, variations were made to both the nitro and boronic acid components (Figure 2C). For instance, the deoxygenative C-N coupling 3-iodo-1-nitrobenzene with 2,3-dimethylphenylboronic acid gave diarylamine **23** in 57% yield. The method is similarly applicable to the reductive union of 3-nitropyridine with 2-bromophenylboronic acid to give heteroaryl amine product **24**, albeit in modest yield. The identity of the nitroarene substrates plays a significant role in controlling the efficiency of the deoxygenative coupling with more electron deficient substrates performing at a higher level. Specifically, whereas the coupling of 3,5-difluoro-1-nitrobenzene with 4-methoxyphenylboronic acid evolves efficiently to product **25** (79%), the related coupling of 4-methoxy-1-nitrobenzene with 4-methoxyphenylboronic acid proceeded in a much reduced yield **26**, 40%). To study the effects of introducing withdrawing substituents on to the core structure of challenging 4-nitroanisole, nitroanisole substrates bearing a trifluoromethyl group either *meta* (**27**) or *ortho* (**28**) to the nitro substituent were tested. In both cases, yields were slightly improved and nearly identical (44% vs 45%) – emphasizing that the introduction of withdrawing groups to the nitroarene partner can improve the overall yield in some difficult substrates.

### 3. Conclusion

We have demonstrated that stoichiometric reductive coupling of nitroarenes and boronic acids using triethylphosphine enables the preparation of useful di(hetero)arylamine products. While phosphines are commonly encountered as spectator ligands in transition metal-catalyzed transformations [18], we have shown that deoxygenative C-N coupling of nitroarenes and boronic acids can be mediated by a phosphine alone. The phosphine-mediated transformation showcases the ability of triethylphosphine to deoxygenate nitroarenes and expands on our previously reported catalytic C-N cross coupling by utilizing a commercially available phosphine reagent.

### 4. Experimental section

All reagents (including commercial phosphorus reagents used in optimization studies) were purchased from commercial vendors (Sigma-Aldrich, Alfa Aesar, Acros, TCI, or Oakwood Chemical, Combi-Blocks) and used without further purification unless otherwise indicated. Nitrobenzene was distilled over CaH prior to use. Anhydrous *m*-xylene was obtained from a Sigma-Aldrich and used as received. All other solvents were ACS grade or better and were used without further purification. Manipulations were conducted under an atmosphere of dry N<sub>2</sub> gas unless otherwise noted. The phosphine-mediated deoxygenative C-N coupling reactions were carried out in threaded glass culture tubes outfitted with a phenolic screw-thread open top cap and PTFE-lined silicone septum. No special drying of the reaction vessel components was conducted prior to the reported reactions. Column chromatography was carried out on silica gel (SiliFlash® Irregular Silica Gel, P60 40–63µm). <sup>1</sup>H, <sup>13</sup>C, and <sup>19</sup>F NMR were collected with a Bruker AVANCE III DRX 400 spectrometer and processed using MestReNova. <sup>1</sup>H NMR chemical shifts are given in ppm with respect to solvent

residual peak (CDCl<sub>3</sub>,  $\delta$  7.26 ppm) and <sup>13</sup>C{<sup>1</sup>H} NMR shifts are given in ppm with respect to (CDCl<sub>3</sub>  $\delta$  77.16 ppm). Multiplicities are described as s = singlet, br s = broad singlet, d = doublet, t = triplet, q = quartet, dd = doublet of doublets, tt = triplet of triplets, m = multiplet. Coupling constants are reported in Hertz (Hz). High-resolution ESI mass spectra were obtained from the MIT Department of Chemistry Instrumentation Facility on an Agilent 6545 Q-TOF instrument.

#### 4.1. General Procedure

A glass culture tube containing a magnetic stir bar was charged with a nitroarene substrate and boronic acid, then fitted with a PTFE-lined silicone septum within a phenolic screw-thread open-top cap. The vessel was evacuated and backfilled with nitrogen on a Schlenk line. Dry m-xylene (2 mL, 0.5 M) was added via syringe, followed by triethylphosphine (0.44 mL, 3 equivalents) and the reaction mixture was heated 120 °C with stirring. Upon completion, the reaction mixture was cooled to ambient temperature then diluted with 10 mL of distilled water. With the aid of ethyl acetate (ca. 3×10 mL), the reaction mixture was transferred to a separatory funnel. After mixing and separating the phases, the organic layer was washed with 10 mL of a 1 M NaOH aqueous solution, and 10 mL of brine. Each aqueous phase was back-extracted with one 10 mL portion of ethyl acetate. The combined organic layers were dried over anhydrous sodium sulfate, filtered and concentrated by rotary evaporation. The crude residues were purified via column chromatography to yield pure coupling products. Columns were primarily slurry packed with hexanes and mobile phase polarity was increased gradually to the mixture indicated. Note: hexanes = Hex, dichloromethane = DCM, ethyl acetate = EA.

**4.1.2. 2-Iodo-N-phenylaniline (12)**—Following the general procedure using phenylboronic acid (134 mg, 1.10 mmol, 1.1 equiv) and 1-iodo-2-nitrobenzene (249 mg, 1.00 mmol, 1.0 equiv) for 3 h at 120 °C. The product was purified by column chromatography with a gradient from hexanes to 10% DCM/1% EA/89% Hex on silica (231 mg, 0.78 mmol, 78%). R<sub>f</sub> (10% DCM/1% EA/89% Hex) 0.61. <sup>1</sup>H NMR (400 MHz, Chloroform-*d*)  $\delta$  7.66 (d, *J* = 7.9 Hz, 1H), 7.21 (t, *J* = 7.7 Hz, 2H), 7.14 – 7.05 (m, 2H), 7.02 (d, *J* = 7.9 Hz, 2H), 6.93 (t, *J* = 7.3 Hz, 1H), 6.57 – 6.45 (m, 1H), 5.80 (br s, 1H). <sup>13</sup>C NMR (101 MHz, Chloroform-*d*)  $\delta$  144.04, 142.11, 139.63, 129.57, 129.14, 122.66, 122.04, 120.11, 115.98, 88.93. HRMS (ESI) calculated for C<sub>12</sub>H<sub>10</sub>IN [M+H]<sup>+</sup>: 295.9931; Found: 295.9927.

**4.1.3. N-Phenyl-4-(4,4,5,5-tetramethyl-1,3,2-dioxaborolan-2-yl)aniline (13)**—Following the general procedure using phenylboronic acid (134 mg, 1.10 mmol, 1.1 equiv) and 4-nitrobenzeneboronic acid pinacol ester (249 mg, 1.00 mmol, 1.0 equiv) for 5 h at 120 °C. The product was purified by column chromatography with 10% DCM/1% EA/89% Hex on silica (212 mg, 0.72 mmol, 72%). R<sub>f</sub> (10% DCM/1% EA/89% Hex) 0.13. <sup>1</sup>H NMR (400 MHz, Chloroform-*d*)  $\delta$  7.73 (d, *J* = 8.5 Hz, 2H), 7.31 (t, *J* = 8.3, 7.4 Hz, 2H), 7.14 (d, *J* = 8.3 Hz, 2H), 7.06 – 6.97 (m, 3H), 5.88 (br s, 1H), 1.35 (s, 12H). <sup>13</sup>C NMR (101 MHz, Chloroform-*d*)  $\delta$  145.98, 141.73, 136.11, 129.17, 121.71, 118.93, 115.32, 83.25, 24.67. HRMS (ESI) calculated for C<sub>18</sub>H<sub>22</sub>BNO<sub>2</sub> [M+H]<sup>+</sup>: 296.1820; Found: 296.1820.

**4.1.4. 4-Chloro-N1-phenylbenzene-1,3-diamine (14)**—Following the general procedure using phenylboronic acid (134 mg, 1.10 mmol, 1.1 equiv) and 2-chloro-5-nitroaniline (173 mg, 1.00 mmol, 1.0 equiv) for 7 h at 120 °C. The product was purified by column chromatography with 20% EA in hexanes on silica (130 mg, 0.59 mmol, 59%).  $R_f$  (20% EA in hexanes) 0.27.  $^1H$  NMR (400 MHz, Chloroform-*d*)  $\delta$  7.27 (t,  $J$  = 7.8 Hz, 2H), 7.14 – 7.02 (m, 3H), 6.95 (t,  $J$  = 7.3 Hz, 1H), 6.49 (d,  $J$  = 2.4 Hz, 1H), 6.40 (dd,  $J$  = 8.5, 2.4 Hz, 1H), 5.57 (br s, 1H), 3.98 (br s, 2H).  $^{13}C$  NMR (101 MHz, Chloroform-*d*)  $\delta$  143.63, 143.14, 142.90, 130.05, 129.49, 121.48, 118.55, 111.42, 109.19, 104.49. HRMS (ESI) calculated for  $C_{12}H_{11}ClN_2$   $[M+H]^+$ : 219.0684; Found: 219.0684.

**4.1.5. 3-Fluoro-2-methyl-N-phenylaniline (15)**—Following the general procedure using phenylboronic acid (134 mg, 1.10 mmol, 1.1 equiv) and 1-fluoro-2-methyl-3-nitrobenzene (122  $\mu$ L, 1.00 mmol, 1.0 equiv) for 16 h at 120 °C. The product was purified by column chromatography with 5% EA in hexanes on silica (164 mg, 0.82 mmol, 82%).  $R_f$  (5% EA in hexanes) 0.40.  $^1H$  NMR (400 MHz, Chloroform-*d*)  $\delta$  7.31 (t,  $J$  = 7.7 Hz, 2H), 7.15 – 6.96 (m, 5H), 6.73 (t,  $J$  = 8.6 Hz, 1H), 5.45 (br s, 1H), 2.20 (s, 3H).  $^{13}C$  NMR (101 MHz, Chloroform-*d*)  $\delta$  162.00 (d,  $J$  = 242.3 Hz), 143.42, 143.33 (d,  $J$  = 6.5 Hz), 129.48, 126.91 (d,  $J$  = 10.2 Hz), 121.36, 118.39, 113.64 (d,  $J$  = 2.7 Hz), 108.36 (d,  $J$  = 23.1 Hz), 9.21 (d,  $J$  = 6.3 Hz).  $^{19}F$  NMR (376 MHz, Chloroform-*d*)  $\delta$  -115.62. HRMS (ESI) calculated for  $C_{13}H_{12}FN$   $[M+H]^+$ : 202.1027; Found: 202.1024

**4.1.6. N-Phenyl-3,5-bis(trifluoromethyl)aniline (16)**—Following an altered general procedure using phenylboronic acid (134 mg, 1.10 mmol, 1.1 equiv) 3,5-bis(trifluoromethyl)nitrobenzene (169  $\mu$ L, 1.00 mmol, 1.0 equiv), and distilled water (0.16 mL, 9 mmol, 9 equiv) for 2 h at 120 °C. The product was purified by column chromatography with a gradient from hexanes to 10% DCM/2% EA in hexanes on silica (215 mg, 0.70 mmol, 70%).  $R_f$  (10% DCM/2% EA in hexanes) 0.28.  $^1H$  NMR (400 MHz, Chloroform-*d*)  $\delta$  7.41 – 7.35 (m, 4H), 7.33 (s, 1H), 7.20 – 7.08 (m, 3H), 5.98 (br s, 1H).  $^{13}C$  NMR (101 MHz, Chloroform-*d*)  $\delta$  145.46, 140.48, 132.85 (q,  $J$  = 33.0 Hz), 130.00, 123.99, 123.49 (q,  $J$  = 272.8 Hz), 120.57, 115.28 (d,  $J$  = 3.3 Hz), 113.11 (p,  $J$  = 3.9 Hz).  $^{19}F$  NMR (376 MHz, Chloroform-*d*)  $\delta$  -63.21. HRMS (ESI) calculated for  $C_{14}H_9F_6N$   $[M+H]^+$ : 306.0712; Found: 306.0706

**4.1.7. N-Phenylisoquinolin-5-amine (17)**—Following the general procedure using phenylboronic acid (134 mg, 1.10 mmol, 1.1 equiv) and 5-nitroisoquinoline (174 mg, 1.00 mmol, 1.0 equiv) for 3 h at 120 °C. The product was purified by column chromatography with 20% DCM/20% EA in hexanes to full EA on silica (154 mg, 0.70 mmol, 70%).  $R_f$  (EA) 0.52.  $^1H$  NMR (400 MHz, Chloroform-*d*)  $\delta$  9.25 (s, 1H), 8.51 (d,  $J$  = 6.0 Hz, 1H), 7.77 (d,  $J$  = 6.0 Hz, 1H), 7.63 (d,  $J$  = 7.7 Hz, 1H), 7.56 – 7.47 (m, 2H), 7.30 (t,  $J$  = 7.9 Hz, 2H), 7.05 (d,  $J$  = 7.6 Hz, 2H), 6.99 (t,  $J$  = 7.4 Hz, 1H), 6.05 (br s, 1H).  $^{13}C$  NMR (101 MHz, Chloroform-*d*)  $\delta$  153.09, 143.62, 142.89, 138.55, 129.87, 129.82, 129.64, 127.68, 121.71, 121.56, 118.42, 117.96, 114.81. HRMS (ESI) calculated for  $C_{15}H_{12}N_2$   $[M+H]^+$ : 221.1073, Found: 221.1066.

**4.1.8. 4-Fluoro-N-phenylaniline (18)**—Following the general procedure using 4-fluorophenylboronic acid (154 mg, 1.10 mmol, 1.1 equiv) and nitrobenzene (103  $\mu$ L, 1.00 mmol, 1.0 equiv) for 18 h at 120  $^{\circ}$ C. The product was purified by column chromatography with a gradient from hexanes to 10% DCM in hexanes to 20% DCM/1% EA in hexanes to 20% DCM/5% EA in hexanes on silica (116 mg, 0.62 mmol, 62%).  $R_f$  (10% DCM in hexanes) 0.10.  $^1\text{H}$  NMR (400 MHz, Chloroform-*d*)  $\delta$  7.28 (t,  $J$  = 7.5 Hz, 2H), 7.12 – 6.97 (m, 6H), 6.93 (t,  $J$  = 7.3 Hz, 1H), 5.59 (br s, 1H).  $^{13}\text{C}$  NMR (101 MHz, Chloroform-*d*)  $\delta$  158.06 (d,  $J$  = 240.1 Hz), 143.94, 138.94 (d,  $J$  = 2.4 Hz), 129.41, 120.62, 120.55, 116.80, 115.94 (d,  $J$  = 22.5 Hz).  $^{19}\text{F}$  NMR (376 MHz, Chloroform-*d*)  $\delta$  –122.00.

**4.1.9. 4-(Benzyloxy)-N-phenylaniline (19)**—Following the general procedure using 4-(benzyloxy)phenylboronic acid (342 mg, 1.50 mmol, 1.5 equiv) and nitrobenzene (103  $\mu$ L, 1.00 mmol, 1.0 equiv) for 18 h at 120  $^{\circ}$ C. The product was purified by column chromatography with a gradient from hexanes to 8% DCM/4% EA in hexanes on silica (189 mg, 0.69 mmol, 69%).  $R_f$  (8% DCM/4% EA in hexanes) 0.37.  $^1\text{H}$  NMR (400 MHz, Chloroform-*d*)  $\delta$  7.51 – 7.45 (m, 2H), 7.42 (t,  $J$  = 7.3 Hz, 2H), 7.39 – 7.33 (m, 1H), 7.28 – 7.21 (m, 2H), 7.08 (d,  $J$  = 8.5 Hz, 2H), 6.99 – 6.92 (m, 4H), 6.87 (t,  $J$  = 7.3 Hz, 1H), 5.50 (br s, 1H), 5.07 (s, 2H).  $^{13}\text{C}$  NMR (101 MHz, Chloroform-*d*)  $\delta$  154.50, 145.09, 137.31, 136.16, 129.42, 128.69, 128.04, 127.61, 122.01, 119.78, 115.91, 115.87, 70.59. HRMS (ESI) calculated for  $\text{C}_{19}\text{H}_{17}\text{NO}$   $[\text{M}+\text{H}]^+$ : 276.1383; Found: 276.1380.

**4.1.10. N-Phenethylamine (20)**—Following the general procedure on 0.5 mmol scale using phenethylboronic acid (83 mg, 0.55 mmol, 1.1 equiv), nitrobenzene (51  $\mu$ L, 0.50 mmol, 1.0 equiv), and 3 equivalents of  $\text{PET}_3$  (0.22 mL, 1.5 mmol) for 4 h at 120  $^{\circ}$ C. The product was purified by column chromatography with hexanes to 20% DCM/0.4% EA in hexanes gradient on silica (50 mg, 0.25 mmol, 51%).  $R_f$  (20% DCM/0.4% EA in hexanes) 0.73.  $^1\text{H}$  NMR (400 MHz, Chloroform-*d*)  $\delta$  7.35 (t,  $J$  = 7.3 Hz, 2H), 7.31 – 7.18 (m, 5H), 6.74 (t,  $J$  = 7.3 Hz, 1H), 6.65 (d,  $J$  = 7.6 Hz, 2H), 3.70 (br s, 1H), 3.43 (t,  $J$  = 7.0 Hz, 2H), 2.95 (t,  $J$  = 7.0 Hz, 2H).  $^{13}\text{C}$  NMR (101 MHz, Chloroform-*d*)  $\delta$  148.12, 139.43, 129.40, 128.91, 128.72, 126.54, 117.58, 113.11, 45.15, 35.64. HRMS (ESI) calculated for  $\text{C}_{14}\text{H}_{15}\text{N}$   $[\text{M}+\text{H}]^+$ : 198.1277; Found: 198.1276.

**4.1.11. N-Cyclopropylaniline (21)**—Following the general procedure using cyclopropylboronic acid (96 mg, 1.10 mmol, 1.1 equiv) and nitrobenzene (103  $\mu$ L, 1.00 mmol, 1.0 equiv) for 9 h at 120  $^{\circ}$ C. The product was purified by column chromatography with 10% DCM/0.4% EA in hexanes on silica (73 mg, 0.55 mmol, 55%).  $^1\text{H}$  NMR (400 MHz, Chloroform-*d*)  $\delta$  7.22 (dd,  $J$  = 8.5, 7.4 Hz, 2H), 6.82 (d,  $J$  = 7.6 Hz, 2H), 6.76 (t,  $J$  = 7.3 Hz, 1H), 4.18 (br s, 1H), 2.50 – 2.41 (m, 1H), 0.79 – 0.72 (m, 2H), 0.57 – 0.51 (m, 2H).  $^{13}\text{C}$  NMR (101 MHz, Chloroform-*d*)  $\delta$  148.79, 129.22, 117.84, 113.26, 25.35, 7.53. HRMS (ESI) calculated for  $\text{C}_9\text{H}_{11}\text{N}$   $[\text{M}+\text{H}]^+$ : 134.0964; Found: 134.0961.

**4.1.12. N-(tert-Butyl)aniline (22)**—Following an altered general procedure on 0.5 mmol scale using *tert*-butylboronic acid (112 mg, 1.1 mmol, 2.2 equiv), nitrobenzene (51  $\mu$ L, 0.50 mmol, 1.0 equiv), and 6 equivalents of  $\text{PET}_3$  (0.44 mL, 3.0 mmol) in *m*-xylene (2 mL, 0.25 M) for 12 h at 120  $^{\circ}$ C. The product was purified by column chromatography with

hexanes to 25% EA in hexanes gradient on silica (24 mg, 0.16 mmol, 32%).  $^1\text{H}$  NMR (400 MHz, Chloroform-*d*)  $\delta$  7.18 (t,  $J$  = 8.1, 7.6 Hz, 2H), 6.83 – 6.71 (m, 3H), 3.42 (br s, 1H), 1.36 (s, 9H).  $^{13}\text{C}$  NMR (101 MHz, Chloroform-*d*)  $\delta$  146.99, 129.01, 118.43, 117.60, 51.60, 30.23. HRMS (ESI) calculated for  $\text{C}_{10}\text{H}_{15}\text{N}$   $[\text{M}+\text{H}]^+$ : 150.1277; Found: 150.1273. *Tert*-butylboronic acid was prepared using *tert*-butylmagnesium chloride and trimethylborate according to a known procedure [19].

**4.1.13. N-(3-Iodophenyl)-2,3-dimethylaniline (23)**—Following the general procedure using 2,3-dimethylphenylboronic acid (165 mg, 1.10 mmol, 1.1 equiv) and 1-iodo-3-nitrobenzene (249 mg, 1.00 mmol, 1.0 equiv), for 18 h at 120 °C. The product was purified by column chromatography with hexanes to 10% EA in hexanes gradient on silica (185 mg, 0.57 mmol, 57%).  $R_f$  (10% EA in hexanes) 0.63.  $^1\text{H}$  NMR (400 MHz, Chloroform-*d*)  $\delta$  7.18 – 7.13 (m, 2H), 7.11 – 7.06 (m, 2H), 7.01 – 6.96 (m, 1H), 6.91 (t,  $J$  = 8.1 Hz, 1H), 6.75 (d,  $J$  = 8.1 Hz, 1H), 5.36 (br s, 1H), 2.34 (s, 3H), 2.16 (s, 3H).  $^{13}\text{C}$  NMR (101 MHz, Chloroform-*d*)  $\delta$  146.85, 139.67, 138.27, 130.80, 130.11, 128.32, 126.25, 125.95, 124.38, 120.43, 115.01, 95.12, 20.78, 13.93. HRMS (ESI) calculated for  $\text{C}_{14}\text{H}_{14}\text{IN}$   $[\text{M}+\text{H}]^+$ : 324.0244; Found: 324.0242.

**4.1.14. N-(2-Bromophenyl)pyridin-3-amine (24)**—Following an altered general procedure using 2-bromophenylboronic acid (221 mg, 1.10 mmol, 1.1 equiv) and 3-nitropyridine (124 mg, 1.00 mmol, 1.0 equiv), for 12 h at 80 °C. The product was purified by column chromatography with 75% EA in hexanes on silica (100 mg, 0.40 mmol, 40%).  $R_f$  (75% EA in hexanes) 0.34.  $^1\text{H}$  NMR (400 MHz, Chloroform-*d*)  $\delta$  8.47 (d,  $J$  = 2.6 Hz, 1H), 8.27 (dd,  $J$  = 4.7, 1.4 Hz, 1H), 7.55 (d,  $J$  = 7.6 Hz, 1H), 7.47 (d,  $J$  = 8.2 Hz, 1H), 7.25 – 7.18 (m, 3H), 6.81 (ddd,  $J$  = 8.0, 5.6, 3.2 Hz, 1H), 6.08 (br s, 1H).  $^{13}\text{C}$  NMR (101 MHz, Chloroform-*d*)  $\delta$  143.73, 142.30, 140.51, 138.46, 133.35, 128.40, 126.30, 123.90, 122.22, 116.32, 113.13. HRMS (ESI) calculated for  $\text{C}_{11}\text{H}_9\text{BrN}_2$   $[\text{M}+\text{H}]^+$ : 250.0052, Found: 250.0052.

**4.1.15. 3,5-Difluoro-N-(4-methoxyphenyl)aniline (25)**—Following the general procedure using 4-methoxyphenylboronic acid (167 mg, 1.10 mmol, 1.1 equiv) and 3,5-difluoronitrobenzene (113  $\mu\text{L}$ , 1.00 mmol, 1.0 equiv) for 3 h at 120 °C. The product was purified by column chromatography with 9% EA/1% DCM in hexanes on silica (186 mg, 0.79 mmol, 79%).  $R_f$  (9% EA/1% DCM in hexanes) 0.32.  $^1\text{H}$  NMR (400 MHz, Chloroform-*d*)  $\delta$  7.10 (d,  $J$  = 8.8 Hz, 2H), 6.90 (d,  $J$  = 8.9 Hz, 2H), 6.31 (dd,  $J$  = 9.8, 2.1 Hz, 2H), 6.22 (tt,  $J$  = 9.1, 2.3 Hz, 1H), 5.63 (br s, 1H), 3.82 (s, 3H).  $^{13}\text{C}$  NMR (101 MHz, Chloroform-*d*)  $\delta$  164.21 (dd,  $J$  = 244.5, 15.7 Hz), 156.75, 148.55 (t,  $J$  = 12.9 Hz), 133.61, 124.64, 114.95, 98.09 – 96.61 (m), 94.06 (t,  $J$  = 26.1 Hz), 55.67.  $^{19}\text{F}$  NMR (376 MHz, Chloroform-*d*)  $\delta$  –110.02. HRMS (ESI) calculated for  $\text{C}_{13}\text{H}_{11}\text{F}_2\text{NO}$   $[\text{M}+\text{H}]^+$ : 236.0881, Found: 236.0883.

**4.1.16. Bis(4-methoxyphenyl)amine (26)**—Following the general procedure using 4-methoxyphenylboronic acid (167 mg, 1.10 mmol, 1.1 equiv) and 4-nitroanisole (153 mg, 1.00 mmol, 1.0 equiv), for 7 h at 120 °C. The product was purified by column chromatography with 5% EA/5% DCM in hexanes on silica (69 mg, 0.30 mmol, 30%).  $R_f$  (5% EA/5% DCM in hexanes) 0.07.  $^1\text{H}$  NMR (400 MHz, Chloroform-*d*)  $\delta$  6.94 (d,  $J$  = 8.9

Hz, 4H), 6.83 (d,  $J = 8.9$  Hz, 4H), 5.29 (br s, 1H), 3.79 (s, 6H).  $^{13}\text{C}$  NMR (101 MHz, Chloroform- $d$ )  $\delta$  154.37, 138.07, 119.67, 114.85, 55.79. HRMS (ESI) calculated for  $\text{C}_{14}\text{H}_{15}\text{NO}_2$   $[\text{M}+\text{H}]^+$ : 230.1176; 230.1175.

For the catalytic reaction on the same scale (1 mmol), an altered general procedure was followed in which 1,2,2,3,4,4-hexamethylphosphetane 1-oxide (26 mg, 0.15 mmol, 15 mol %) was introduced prior to evacuation and phenylsilane (0.25 mL, 2.00 mmol, 2.0 equiv) was added via syringe instead of triethylphosphine. After heating at 120 °C for 16 h, the product was purified by column chromatography with a gradient of 5% EA/5% DCM in hexanes to 10% EA/10% DCM in hexanes on silica (98 mg, 0.43 mmol, 43%).  $^1\text{H}$  NMR (400 MHz, Chloroform- $d$ )  $\delta$  6.95 (d,  $J = 8.7$  Hz, 4H), 6.83 (d,  $J = 8.7$  Hz, 4H), 5.29 (br s, 1H), 3.79 (s, 6H).  $^{13}\text{C}$  NMR (101 MHz, Chloroform- $d$ )  $\delta$  154.37, 138.07, 119.67, 114.85, 55.79.

#### 4.1.17. 4-Methoxy-N-(4-methoxyphenyl)-3-(trifluoromethyl)-aniline (27)—

Following the general procedure using 4-methoxyphenylboronic acid (167 mg, 1.10 mmol, 1.1 equiv) and 1-methoxy-4-nitro-2-(trifluoromethyl)benzene (221 mg, 1.00 mmol, 1.0 equiv), for 16 h at 120 °C. The product was purified by column chromatography with a gradient of 10% EA in hexanes on silica to 25% EA in hexanes (131 mg, 0.44 mmol, 44%). Rf (10% EA in hexanes) 0.17.  $^1\text{H}$  NMR (400 MHz, Chloroform- $d$ )  $\delta$  7.17 (d,  $J = 2.7$  Hz, 1H), 7.07 (dd,  $J = 8.8, 2.6$  Hz, 1H), 6.97 (d,  $J = 8.8$  Hz, 2H), 6.93 – 6.83 (m, 3H), 5.36 (br s, 1H), 3.86 (s, 3H), 3.80 (s, 3H).  $^{13}\text{C}$  NMR (101 MHz, Chloroform- $d$ )  $\delta$  155.18, 151.57, 138.23, 136.59, 123.72 (q,  $J = 272.3$  Hz), 121.50, 120.97, 116.31 (q,  $J = 5.3$  Hz), 114.99, 113.87, 56.71, 55.75.  $^{19}\text{F}$  NMR (376 MHz, Chloroform- $d$ )  $\delta$  –62.30. HRMS (ESI) calculated for  $\text{C}_{15}\text{H}_{14}\text{F}_3\text{NO}_2$   $[\text{M}+\text{H}]^+$ : 298.1049, Found: 298.1048.

#### 4.1.18. 4-Methoxy-N-(4-methoxyphenyl)-2-(trifluoromethyl)-aniline (28)—

Following the general procedure using 4-methoxyphenylboronic acid (167 mg, 1.10 mmol, 1.1 equiv) and 4-methoxy-1-nitro-2-(trifluoromethyl)benzene (221 mg, 1.00 mmol, 1.0 equiv), for 16 h at 120 °C. The product was purified by column chromatography with a 5% DCM/1% EA in hexanes (133 mg, 0.45 mmol, 45%). Rf (5% DCM/1% EA in hexanes) 0.17.  $^1\text{H}$  NMR (400 MHz, Chloroform- $d$ )  $\delta$  7.12 – 7.05 (m, 2H), 6.99 (d,  $J = 8.5$  Hz, 2H), 6.93 (d,  $J = 9.0$  Hz, 1H), 6.86 (d,  $J = 8.6$  Hz, 2H), 5.61 (br s, 1H), 3.80 (s, 6H).  $^{13}\text{C}$  NMR (101 MHz, Chloroform- $d$ )  $\delta$  155.58, 153.01, 137.14, 136.17, 124.61 (q,  $J = 272.8$  Hz), 122.33, 120.12, 119.07, 114.93, 111.79 (q,  $J = 5.7$  Hz), 55.97, 55.73.  $^{19}\text{F}$  NMR (376 MHz, Chloroform- $d$ )  $\delta$  –61.81. HRMS (ESI) calculated for  $\text{C}_{15}\text{H}_{14}\text{F}_3\text{NO}_2$   $[\text{M}+\text{H}]^+$ : 298.1049, Found: 298.1047.

## Supplementary Material

Refer to Web version on PubMed Central for supplementary material.

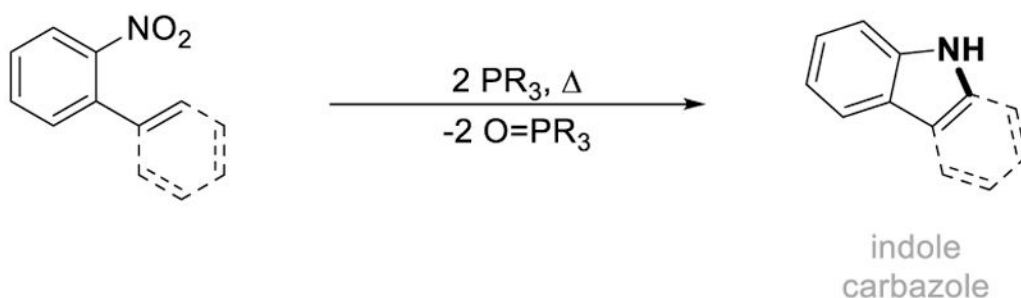
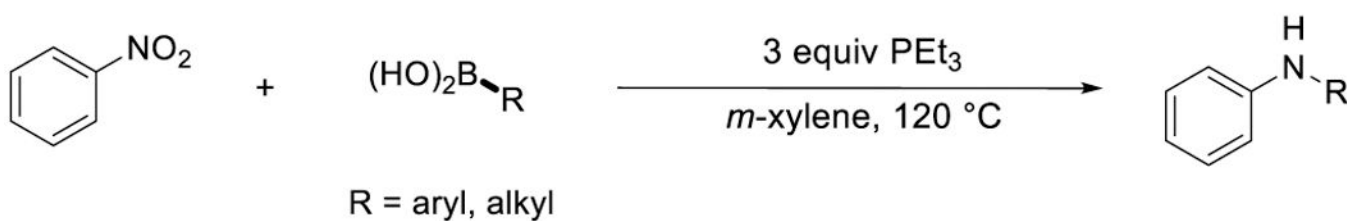
## Acknowledgments

Funding was provided by NIH NIGMS (GM114547) and MIT. J.Y. thanks the MIT Undergraduate Research Opportunities Program. T.V.N. thanks Dr. Jeffrey Lipshultz and Connor Gilhula for HRMS data collection.

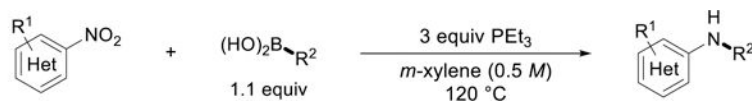


## References and notes

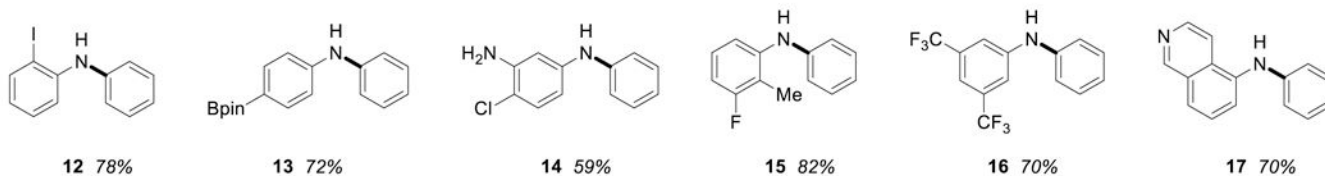
- (a)Ruiz-Castillo P; Buchwald SL Chem. Rev, 2016, 116, 12564–12649. [PubMed: 27689804]  
(b)Lambrecht MJ; Kelly JW; Shenvi RA ACS Chem. Biol 2018, 13, 1299–1306. [PubMed: 29653046]
- (a)Hartwig JF Angew. Chem. Int. Edit 1998, 37, 2046–2067.(b)Wolfe JP; Buchwald SL Angew. Chem. Int. Ed 1999, 38, 2413–2416.(c)Jiang L; Buchwald SL Metal-Catalyzed CrossCoupling Reactions De Meijere A; Diderich F, Eds.; WileyBlackwell: Hoboken, NJ, 2008; ed. 2, pp. 699–760.  
(d)Jiang Y; Ma D Catalysis without Precious Metals Bullock RM Eds.; John Wiley & Sons, Inc.: Hoboken, NJ, 2010; pp 213–233.
- Qiao J; Lam PYS Synthesis 2011, 2011, 829–856.Bariwal J; Eycken E. V. der. Chem. Soc. Rev 2013, 42, 9283–9303. [PubMed: 24077333]
- Sambigiaco C; Marsden SP; Blacker AJ; McGowan PC Chem. Soc. Rev 2014, 43, 3525–3550. [PubMed: 24585151]
- Nykaza TV; Cooper JC; Li G; Mahieu N; Ramirez A; Luzung MR; Radosevich AT J. Am. Chem. Soc 2018, 140, 15200–15205. [PubMed: 30372615]
- (a)Xu S; He Z RSC Advances 2013, 3, 16885–16904.(b)Karanam P; Reddy GM; Koppolu SR; Lin W Tetrahedron Lett 2018, 59, 59–76.
- (a)Cadogan JIG; Cameron-Wood M; Mackie RK; Searle RJ G. J. Chem. Soc 1965, 0, 4831–4837.  
(b)Cadogan JI G. Q. Rev. Chem. Soc 1968, 22, 222–251.
- (a)For Cadogan cyclization reactions catalytic in phosphorus see:Nykaza TV; Harrison TS; Ghosh A; Putnik RA; Radosevich AT J. Am. Chem. Soc 2017, 139, 6839–6842. [PubMed: 28489354]  
(b)Nykaza TV; Ramirez A; Harrison TS; Luzung MR; Radosevich AT J. Am. Chem. Soc 2018, 140, 3103–3113. [PubMed: 29389114]
- (a)Yu Y; Srogl J; Liebeskind LS Org. Lett 2004, 6, 2631–2634. [PubMed: 15255708] (b)Roscales S; Csáky AG Org. Lett 2018, 20, 1667–1671. [PubMed: 29493243]
- Sun H-B; Gong L; Tian Y-B; Wu J-G; Zhang X; Liu J; Fu Z; Niu D Angew. Chem. Int. Ed 2018, 57, 9456–9460.
- Ou L; Shao J; Zhang G; Yu Y Tetrahedron Lett 2011, 52, 1430–1431.
- Sarma MJ; Phukan P Synth. Commun 2018, 48, 656–662.
- (a)Sapountzis I; Knochel PJ Am. Chem. Soc 2002, 124, 9390–9391.(b)Doyle W; Staubitz A; Knochel P Chem. Eur. J 2003, 9, 5323–5331. [PubMed: 14613142] (c)Kopp F; Sapountzis I; Knochel P Synlett, 2003, 885–887.(d)Sapountzis I; Knochel P Synlett 2004, 955–958.(e)Dhayan V; Saemann C; Knochel P Chem. Commun 2015, 51, 3239–3242.
- Gao H; Xu Q-L; Ess DH; Kürti L Angew. Chem. Int. Ed 2014, 53, 2701–2705.
- Rausser M; Ascheberg C; Niggemann M Angew. Chem. Int. Ed 2017, 56, 11570–11574.
- Suárez-Pantiga S; Hernández-Ruiz R; Virumbrales C; Pedrosa MR; Sanz R Angew. Chem. Inter. Ed 2019, 58, in press, DOI: 10.1002/anie.201812806.
- Pompeo M; Farmer JL; Froese RDJ; Organ MG Angew. Chem. Int. Ed 2014, 53, 3223–3226.
- (a)Tolman CA Chem. Rev 1977, 77, 313–348.(b)Surry DS; Buchwald SL Chem. Sci 2010, 2, 27–50.
- Srebnik M; Cole TE; Ramachandran PV; Brown HC J. Org. Chem 1989, 54, 6085–6096.

**(A) Classical phosphine-mediated Cadogan cyclization reaction****(B) This work: phosphine-mediated deoxygenative C-N coupling****Figure 1.**

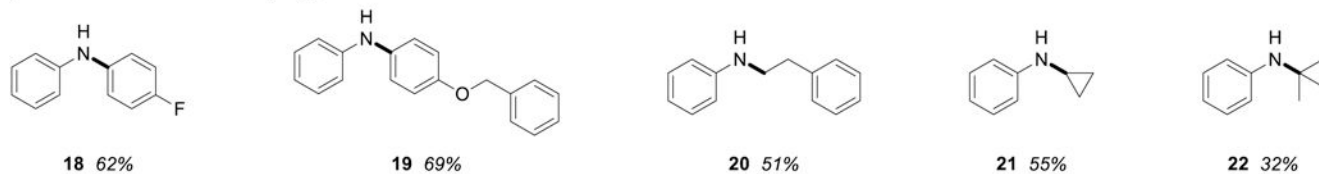
Intra- and intermolecular C-N bond forming reactions resulting from nitroarene deoxygenation. (A) Classical Cadogan cyclization reactions. (B) This work: stoichiometric phosphine-mediated deoxygenative C-N coupling of nitroarenes and boronic acids.



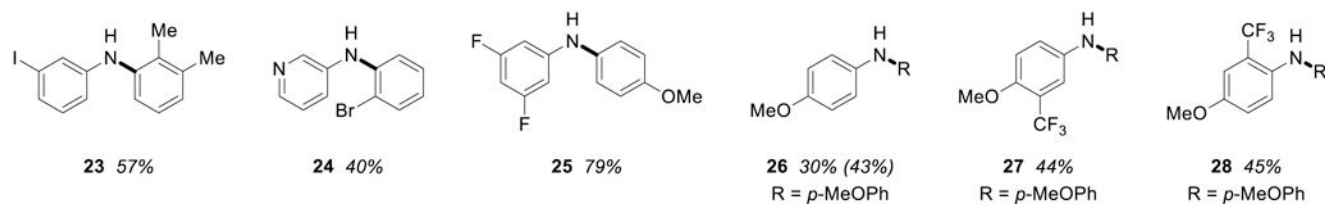
## A) Variation of nitro coupling partner



## B) Variation of boronic acid coupling partner



## C) Variation of nitro and boronic acid coupling partners



**Figure 2.** Examples of stoichiometric C-N coupling. See experimental section for specific reaction details.

Table 1.

Reaction Development and Optimization<sup>a</sup>

Entry	PR <sub>3</sub> Reagent	Yield % <sup>b</sup>
1	Triphenylphosphine (PPh <sub>3</sub> , <b>4</b> )	4
2	Tri- <i>tert</i> -butylphosphine (P( <i>t</i> Bu) <sub>3</sub> , <b>5</b> )	24
3	Tricyclohexylphosphine (PCy <sub>3</sub> , <b>6</b> )	46
4	Tributylphosphine (PBu <sub>3</sub> , <b>7</b> )	66
5	Triethylphosphine (PEt <sub>3</sub> , <b>8</b> )	81
6	Trimethylphosphine (PMe <sub>3</sub> , <b>9</b> )	39 <sup>c</sup>
7	Triethylphosphite (P(OEt) <sub>3</sub> , <b>10</b> )	8
8	Tris(dimethylamino)phosphine (P(NMe <sub>2</sub> ) <sub>3</sub> , <b>11</b> )	10

<sup>a</sup>0.5 mmol scale.<sup>b</sup>Yields determined via GC vs internal standard.<sup>c</sup>PMe<sub>3</sub> was introduced as a 1 M solution in THF.