



Erectile dysfunction management after failed phosphodiesterase-5-inhibitor trial: a cost-effectiveness analysis

Rachel A. Moses¹, Ross E. Anderson², Jaewhan Kim³, Sorena Keilhani², James R. Craig², Jeremy B. Myers², Sara M. Lenherr², William O. Brant⁴, James M. Hotaling²

¹Section of Urology, Dartmouth Hitchcock Medical Center, Lebanon, NH, USA; ²Division of Urology, University of Utah Medical Center, Salt Lake City, UT, USA; ³Department of Health and Kinesiology, University of Utah, Salt Lake City, UT, USA; ⁴Veterans Affairs Hospital, Salt Lake City, UT, USA

Contributions: (I) Conception and design: All authors; (II) Administrative support: RA Moses, J Kim, JM Hotaling; (III) Provision of study materials or patients: RA Moses, SM Lenherr, J Kim, JM Hotaling; (IV) Collection and assembly of data: RA Moses, J Kim, JM Hotaling; (V) Data analysis and interpretation: RA Moses, RE Anderson, S Keilhani, J Kim, JM Hotaling; (VI) Manuscript writing: All authors; (VII) Final approval of manuscript: All authors.

Correspondence to: Rachel A. Moses. Section of Urology, Dartmouth Hitchcock Medical Center, One Medical Center Drive, Lebanon, NH 03756, USA. Email: rachel.a.moses@hitchcock.org.

Background: To evaluate the cost-effectiveness of alternate erectile dysfunction (ED) management options after failed first line phosphodiesterase-5-inhibitors (PDE5-I).

Methods: An empiric, repetitive decision tree analysis model was constructed using literature review and expert clinical judgement. This assessed the expected costs and quality adjusted life years (QALYs) of decision alternatives over a 10-year period. The model incorporated interventions including alternate PDE5-Is, intracorporal injections (ICI) with alprostadil or trimix (alprostadil, phentolamine, and papaverine), and inflatable penile prosthesis placement (IPP) and included respective risks of failure, subsequent interventions, and other complications (including priapism risk). Average model QALY estimates obtained from the literature were as follows: ED =0.56, successful alternate PDE5-I =0.70, successful ICI =0.70, and successful IPP =0.78. Cost data were calculated from a high-volume academic center and published manufacturer data.

Results: Over the 10-year period, IPP placement was the most cost-effective management option per preserved QALY (QALY =7.82, cost =\$22,009/10 years) as compared to ICI alprostadil (QALY =8.51, cost =\$62,890/10 years), ICI trimix (QALY =8.47, cost =\$48,617/10 years) and alternate PDE5-I (QALY =7.73, \$52,883/10 years).

Conclusions: Using expert opinion and published utility, cost, and complication data in a decision analysis, we demonstrated that IPP placement is the most cost-effective ED intervention following failed initial PDE5-I over a 10-year period as compared to alternate treatment options. Such cost-effectiveness outcomes may be used in ED management counseling.

Keywords: Erectile dysfunction (ED); cost and cost analysis; penile prosthesis

Submitted Oct 01, 2018. Accepted for publication Mar 12, 2019.

doi: 10.21037/tau.2019.03.10

View this article at: <http://dx.doi.org/10.21037/tau.2019.03.10>

Introduction

Erectile dysfunction (ED) affects 20% of US adult males (1,2) with total annual treatment costs projected to exceed 10 billion (1,3). The American Urologic Association

currently includes oral phosphodiesterase-5 inhibitors (PDE5-I) including sildenafil, tadalafil, and vardenafil as a first line intervention in addition to lifestyle modification (4,5), however, up to 40% of patients fail to respond to oral PDE5-I (6). Alternative interventions with established

Table 1 Probability of event and probability of success and complications for patients following second line intervention

Event	Probability intervention (%)	Study	Probability success (%)	Study
Second line PDE-5I	77	*	60	Kucuk, 2016 (8)
ICI (trimix or alprostadil)	20	*	70	Linnet, 1996 (14); Rajpurkar, 2003 (15)
IPP	2	Lee, 2015 (9)	85	Rajpurkar, 2003 (15)
ICI trimix→priapism	20	Sung, 2014 (16); Eardley, 2010 (17)		
ICI alprostadil→priapism	5	Linnet, 1996 (14)		
IPP→failure	15	Mirheydar, 2016 (18)		

*, no direct value available in literature/surrogate. PDE5-I, phosphodiesterase-5-inhibitors; ICI, intracorporal injection; IPP, inflatable penile prosthesis placement.

Table 2 Cost of model events

Event	Cost	Source
Erectile dysfunction NPW	\$600.00 (including Doppler/clinic diagnostic injection)	Estimated level 4 NPW
Second line PDE-5I (average tadalafil and vardenafil, 8 tabs/mo)	\$6,816/year	Tadalafil (19); Vardenafil (20)
ICI (trimix)	\$140/3 mo = \$500/year	Stolk, 2000 (12)
ICI (alprostadil)	\$240/mo = \$2,880/year	Alprostadil, Lake Forest, IL, 2017
ICI→priapism outpatient	\$1,778	Stein, 2013 (21)
ICI→priapism inpatient	\$41,909	Stein, 2013 (21)
IPP	\$13,437	Boston Scientific®

PDE5-I, phosphodiesterase-5-inhibitors; ICI, intracorporal injection; IPP, inflatable penile prosthesis placement; NPW, new patient workup.

efficacy include different PDE5-Is, intracorporal injections (ICI) with agents such alprostadil or trimix [alprostadil, phentolamine, and papaverine (7)] and inflatable penile prosthesis placement (IPP) (8,9). There are a lack of validated algorithms existing for second line interventions. In the increasingly tenuous financial climate of healthcare, cost effectiveness analyses (CEA) remain important tools used to evaluate the cost and efficacy of medical interventions. Such analyses compare costs of a treatment relative to alternative interventions with respect to how many quality adjusted life years (QALYs) can be gained (10). Prior studies have evaluated the cost effectiveness of erectile dysfunction (ED) treatment comparing sildenafil, the only PDE5-I with a generic option, to alternate ED interventions including ICI and penile prosthesis (11-13).

There is a lack of data, however, comparing the cost effectiveness of second line ED interventions after first line oral PDE5-I have failed. In this study, we sought to evaluate

the cost-effectiveness of alternate management options to restore erectile function.

Methods

Data collection

A systematic literature review was performed using MEDLINE to determine probabilities of interventions, rates of complications, and health state utilities. The initial and transition probabilities, costs, and health utilities are summarized in *Tables 1-3*. A health utility score is a measure of the proportion of a perfect QALY that can be gained from a health state or intervention. They are usually determined based on health-related quality of life (HRQL) survey data. Health utilities are scaled from 0 to 1 where a score of 1 would equate a perfect QALY gained by a health state and a score of 0 would equate to death (10).

Table 3 Health state utility estimates

Health state	Average utility	Source
Normal erectile function	0.93	Stolk, 2000 (12)
Erectile dysfunction	0.56*	Litwin, 1998 (22)
Failed PDE5-I erectile dysfunction→observation	0.56*	Litwin, 1998 (22)
Alternate PDE5-I→success	0.70	Litwin, 1998 (22); Mittmann, 2005 (11)
ICI (trimix or alprostadil)→success	0.71	Gheorghiu, 1996 (23)
ICI→failure	0.56*	Litwin, 1998 (22)
ICI→priapism	0.56*	Litwin, 1998 (22)
IPP	0.80	Kucuk, 2016 (8)
IPP→failure	0.56 *	Litwin, 1998 (22)
IPP→revision	0.56*	Litwin, 1998 (22)

*, surrogate. PDE5-I, phosphodiesterase-5-inhibitors; ICI, intracorporal injection; IPP, inflatable penile prosthesis placement.

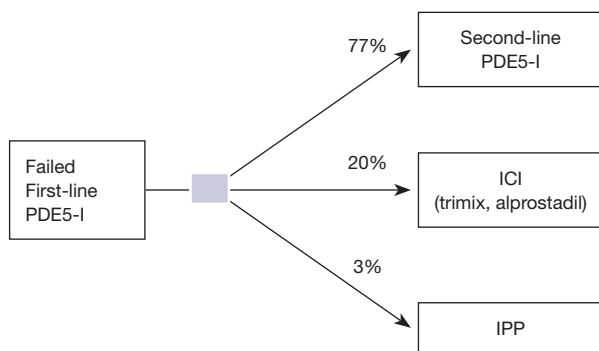


Figure 1 Model overview. PDE5-I, phosphodiesterase-5-inhibitors; ICI, intracorporal injections; IPP, intracorporal penile prosthesis placement.

When such data were not available, figures were based on surrogate estimates of similar health care states or expert clinical judgement. Cost was determined using publicly published manufacturer data.

Model

A Markov transition model that uses repetitive decision trees was constructed to determine the cost effectiveness (i.e., cost per QALY) of alternative interventions following failed first line oral PDE5-I including a second line PDE5-I, ICI (alprostadil or trimix), or IPP placement (Figure 1).

The health care provider’s perspective was used for the cost-effectiveness analysis because the costs obtained from literature were reimbursed amounts of the procedures

only. Indirect costs including health care access (travel/ lodging) and morbidity/mortality were not included. The time period of the model was constructed to cycle annually for a period of 10 years which is the average lifespan of an IPP (24). ED increases with age, and therefore the majority of men suffering from ED are 60 years of age or older (25) therefore, the model was based on male patients, age 60 years with a prior failed trial of sildenafil. Each arm of the model was constructed to evaluate erectile intervention outcomes while incorporating the health utilities and costs associated with the probability of failure, subsequent interventions, and complications including ICI related priapism and IPP explant for infection or erosion. Because we considered a period of 10 years in the Markov model, we discounted the outcomes and costs corrected for inflation by 3% per year to take into account the impact of time on the costs and outcomes (26,27).

Specific model costs, alternate intervention selection, health utilities, and assumptions

The cost of a new patient work-up (including average cost of penile Doppler and diagnostic intracorporal injections) was estimated to be \$600.00 based on average costs at our institution. After failed first line PDE5-I, patients could elect treatment alternatives including, second line PDE5-I (Figure 2), ICI (alprostadil or trimix) (Figure 3), or IPP (Figure 4). Bimixes, quadmixes, and different costs of various trimixes were not included due to wide heterogeneity of costs and variable efficacy.

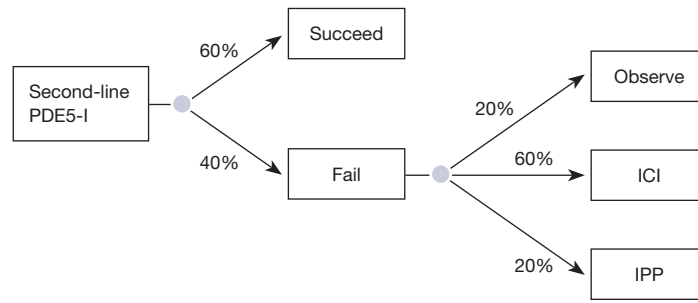


Figure 2 Alternate PDE5-I model overview. PDE5-I, phosphodiesterase-5-inhibitors; ICI, intracorporeal injections; IPP, intracorporeal penile prosthesis placement.

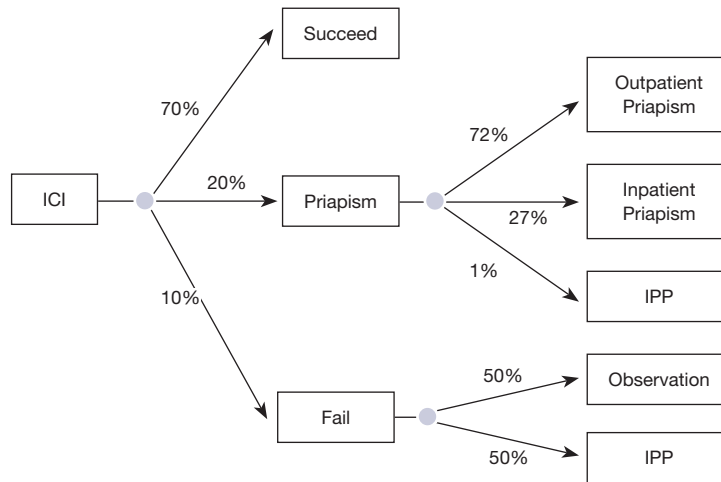


Figure 3 ICI model overview. ICI, intracorporeal injections; IPP, intracorporeal penile prosthesis placement.

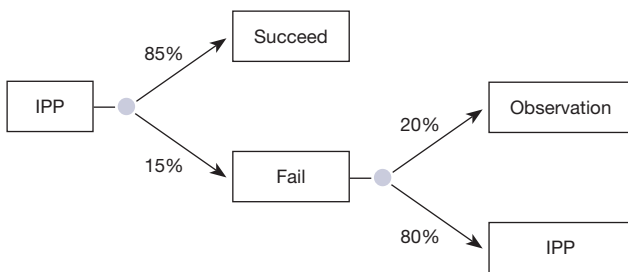


Figure 4 IPP model overview. IPP, intracorporeal penile prosthesis placement.

A literature review revealed no studies evaluating current rates of second line PDE5-I use, therefore, the probability of men choosing to trial a second line PDE5-I was assumed to be 0.77 based on expert opinion and based on previously determined rates of ICI utilization (~20%) and penile prosthesis utilization (~2–3%) (9). The health utility of a

successful second line oral PDE5-I for a 60-year-old male was estimated at 0.70 (11,12). The cost of second line PDE5-I was determined by averaging the annual cost of tadalafil (14) and vardenafil (15) based on then previously cited average use of eight times per month (11,12). The cost of #30 tablets, 10 or 20 mg tabs of vardenafil = \$1854.00 or ~\$62.00 per pill. This equates to roughly \$5,952.00 annually. The cost of #30 tablets of 10 or 20 mg Tadalafil tablets = \$2,404.80 or ~\$80 per tab which equates to \$7,695.60 annually. The average annual cost of the two second line PDE5-I is therefore roughly \$6,823.8 annually. It was conservatively assumed that of the patients who failed first line PDE5-I, only 60% were successful with a second line PDE5-I based on expert opinion. Of those who failed, the model assumed that a third line PDE5-I was not trialed and that patients went on to observation (20%) versus ICI (60%) or IPP placement (20%) (Figure 2).

ICI is a recommended second line ED intervention (4)

with studies demonstrating an average of 70% (16,17) efficacy. We assumed that 20% of patients failing first line PDE5-I would elect to use ICI, 10% alprostadil and 10% trimix (papaverine, phentolamine, alprostadil). While it has been deemed the most effective non-surgical treatment for ED, there is a higher drop-out rate of up to 40% (17). Prior studies have demonstrated a risk of priapism ranging from 5% to 35% of patients (17,18) using ICI so the model incorporated an average priapism risk of 20%. The utility of priapism development as assumed to be 0.56 as there was no utility identified in the literature. The inpatient versus outpatient management probabilities and cost of priapism complications was determined based on a recent study by Stein *et al.* using nationwide emergency department sample (NEDS) (21). This demonstrated that of all priapism ED visits, 72% were discharged to home and 27% were admitted as inpatients. The mean hospital charge was \$1,778 per encounter if patients were discharged to home and \$41,909 per encounter if admitted. We assumed that if patients underwent inpatient management of priapism that they did not resume ICI and went on to observe or underwent IPP placement (*Figure 3*).

The three-piece inflatable penile prosthesis IPP remains the gold standard surgical ED management in the US following failed or intolerance to oral PDE5-I or intracorporal vasoactive injections. As such, for this analysis we did not include the inflatable two piece or semi rigid prosthesis. Studies demonstrate roughly 80% patient and partner satisfaction (22) with the three-piece IPP. We estimated that roughly 3% of patients would elect to undergo immediate IPP following failed first line oral PDE5-I (9). The device has an average life span of 10 years, thus the model was set to look at cost effectiveness over this period (24). Prior studies have assigned a health utility 0.78 (8) to IPP placement. The average cost of device placement was determined from Boston Scientific[®] publicly available cost information. The base cost of IPP placement used in the model included only perioperative cost and was averaged between outpatient and acute care surgery cost to be \$13,437 (Boston Scientific[®]). The probability of all cause IPP failure or reoperation was found to be 15% at 10 years (18). It was assumed that if an IPP failed for any reason including mechanical failure, infection, or other complication, the patients had a 50:50 chance of either undergoing revision or observation. Health utilities for IPP failure were based on surrogate values for ED, 0.56 (12).

Of note, the intra urethral alprostadil suppository (MUSE) was not included in this decision analysis given

prior findings of inferiority to ICI in previously published randomized controlled trials (28). Further, vacuum erection devices were not included in this particular model due to variable cost and satisfaction.

For this analysis the incremental cost effectiveness or ratio of cost per effect of treatment or willingness to pay threshold was set at \$20,000 based on prior studies of similar subject matter (11). A one way sensitivity analysis was conducted to determine potential impact of cost variation with a range of $\pm 3\%$ because there are no available ranges of costs we could use for a sensitivity analysis. Also, we considered a range of 0% to 5% in the discount rate for sensitivity analyses. TreeAge pro software (TreeAge Pro[®] 2017, R2.1) (29) was utilized to create and run the model.

Results

Based on the \$20,000 willingness to pay for each increase in QALY, our model demonstrated that over a 10-year period, relative to alternate interventions, although incurring more upfront cost, placement of an IPP was the most cost-effective intervention following failed first line PDE5-I. While ICI (alprostadil) and ICI (trimix) were associated with the highest overall preserved QALY of 8.51 and 8.47, this was compounded by prohibitive costs of \$7,392 and \$5,738 per QALY, and an incremental cost ration of \$60,065 and \$41,394 respectively, which are far beyond our willingness to pay threshold. The least cost-effective modality was that of second line PDE5-I (*Table 4, Figure 5*). Our one-way sensitivity analysis demonstrated no significant change with a factored variation range of $\pm 3\%$.

Discussion

These results suggest that IPP is more cost effective over a 10-year period as compared to alternate PDE5-I and ICI after failed first line PDE5-I.

Prior studies have evaluated cost effectiveness in ED intervention strategies. Mittmann *et al.* (11) performed a cost utility analysis of oral and non-oral interventions for ED in a population of patients with spinal cord injuries. In this study, they included first line PDE5-I, transurethral suppositories, ICI (alprostadil and trimix), and IPP placement. They found that sildenafil was most cost effective. In contrast to our study however, they were evaluating sildenafil, the least expensive available PDE5-I and alternate ED interventions over a shorter period of time. Despite favorable results, PDE5-Is have

Table 4 Intervention cost analysis

Intervention	Preserved QALY over 10 years	Total intervention cost over 10 years	Cost/QALY
IPP	7.82	\$22,009	\$2,814
ICI trimix	8.47	\$48,617	\$5,738
Alternate PDE5-I	7.73	\$52,883	\$6,843
ICI alprostadil	8.51	\$62,890	\$7,392

QALY, quality adjusted life year; PDE5-I, phosphodiesterase-5-inhibitors; ICI, intracorporal injections; IPP, intracorporal penile prosthesis placement.

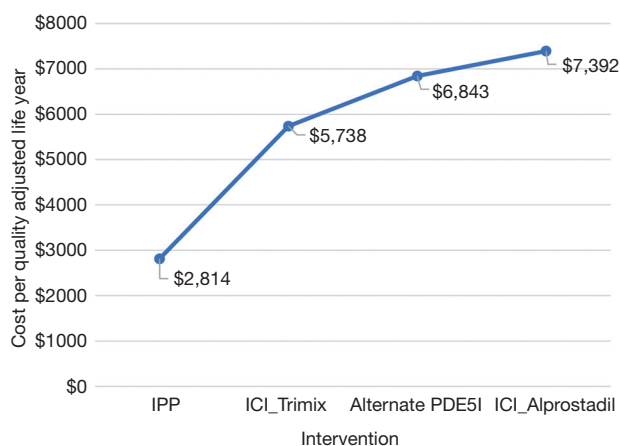


Figure 5 Second line ED intervention cost-effectiveness analysis over 10-year period. ED, erectile dysfunction.

up to a 30–45% failure for reasons including lack of efficacy, side effects, and treatment costs. No studies to our knowledge have evaluated cost effectiveness with alternate interventions (6). Sildenafil, the only PDE5-I with a generic formulation, is significantly less expensive than vardenafil or tadalafil which may contribute to the high cost over a 10-year period. Although there are no head to head trials comparing efficacy of PDE5-I (30), studies have demonstrated lower rates of response with second line PDE5-I (6). With costlier name brand medications and lower response rates, it follows that second line PDE5-I would not be cost effective over a 10-year period.

While ICI demonstrated notably increased QALYs, once again, cost prevented it from surpassing IPP in the model. Similar cost effectiveness studies have demonstrated a high cost burden for ICI (31). This likely owes to the continuing cost of injections throughout use coupled with the probability of complications carrying significant cost burdens, as opposed to the IPP with higher up-front costs however lower rate of complications.

This cost analysis was limited by the flaws inherent in a theoretical cost effectiveness model. Most importantly, the majority of probability, cost, and utility estimates were obtained from the literature. Unfortunately, this topic lacks many validated health utility measures, therefore, missing data was substituted with surrogate expert opinion. This should be kept in mind when referencing this study, as cost effectiveness is based on population outcomes that may not directly apply to the individual (10). Further, not all second line ED treatment modalities were included in this analysis. Additionally, this model was based on several assumptions that may not always apply in complex real-world scenarios. However, we demonstrated that when an IPP remains in place for 10 years without complication, it may be the most cost effective intervention following failed PDE5-I. Further study is needed to validate intervention probabilities, success rates, and health utilities.

Conclusions

Using published utility, cost, and complication data in a decision analysis, we demonstrated that IPP placement is the most cost-effective ED intervention following failed first line PDE5-I over a 10-year period as compared to alternate treatment options. Such cost-effectiveness outcomes may be used in ED management counseling.

Acknowledgments

None.

Footnote

Conflicts of Interest: JM Hotaling: Boston Scientific Fellowship Grant; WO Brant: Boston Scientific Proctor/Consultant; JB Myers: Boston Scientific Fellowship Grant. The other authors have no conflicts of interest to declare.

References

1. Derogatis LR, Burnett AL. The epidemiology of sexual dysfunctions. *J Sex Med* 2008;5:289-300.
2. Selvin E, Burnett AL, Platz EA. Prevalence and risk factors for erectile dysfunction in the US. *Am J Med* 2007;120:151-7.
3. Martin AL, Huelin R, Wilson D, et al. A systematic review assessing the economic impact of sildenafil citrate (Viagra) in the treatment of erectile dysfunction. *J Sex Med* 2013;10:1389-400.
4. Burnett AL, Nehra A, Breau RH, et al. Erectile Dysfunction: AUA Guideline. *J Urol* 2018;200:633-41.
5. Hatzimouratidis K, Amar E, Eardley I, et al. Guidelines on male sexual dysfunction: erectile dysfunction and premature ejaculation. *Eur Urol* 2010;57:804-14.
6. McMahon CN, Smith CJ, Shabsigh R. Treating erectile dysfunction when PDE5 inhibitors fail. *BMJ* 2006;332:589-92.
7. Shabsigh R, Padma-Nathan H, Gittleman M, et al. Intracavernous alprostadil alfadex (EDEX/VIRIDAL) is effective and safe in patients with erectile dysfunction after failing sildenafil (Viagra). *Urology* 2000;55:477-80.
8. Kucuk EV, Tahra A, Binday A, et al. Erectile dysfunction patients are more satisfied with penile prosthesis implantation compared with tadalafil and intracavernosal injection treatments. *Andrology* 2016;4:952-6.
9. Lee DJ, Najari BB, Davison WL, et al. Trends in the Utilization of Penile Prostheses in the Treatment of Erectile Dysfunction in the United States. *J Sex Med* 2015;12:1638-45.
10. Drummond MF, Sculpher MJ, Torrance GW, et al. *Methods for the Economic Evaluation of Health Care Programmes*. 3rd edition. Oxford, England: Oxford University Press, 2005.
11. Mittmann N, Craven BC, Gordon M, et al. Erectile dysfunction in spinal cord injury: a cost-utility analysis. *J Rehabil Med* 2005;37:358-64.
12. Stolk EA, Busschbach JJ, Caffa M, et al. Cost utility analysis of sildenafil compared with papaverine-pentolamine injections. *BMJ* 2000;320:1165-8.
13. Tan HL. Economic cost of male erectile dysfunction using a decision analytic model: for a hypothetical managed-care plan of 100,000 members. *Pharmacoeconomics* 2000;17:77-107.
14. Linet OI, Ogrinc FG. Efficacy and safety of intracavernosal alprostadil in men with erectile dysfunction. The Alprostadil Study Group. *N Engl J Med* 1996;334:873-7.
15. Rajpurkar A, Dhabuwala CB. Comparison of satisfaction rates and erectile function in patients treated with sildenafil, intracavernous prostaglandin E1 and penile implant surgery for erectile dysfunction in urology practice. *J Urol* 2003;170:159-63.
16. Sung HH, Ahn JS, Kim JJ, et al. The role of intracavernosal injection therapy and the reasons of withdrawal from therapy in patients with erectile dysfunction in the era of PDE5 inhibitors. *Andrology* 2014;2:45-50.
17. Eardley I, Donatucci C, Corbin J, et al. Pharmacotherapy for erectile dysfunction. *J Sex Med* 2010;7:524-40.
18. Mirheydar H, Zhou T, Chang DC, et al. Reoperation Rates for Penile Prosthetic Surgery. *J Sex Med* 2016;13:129-33.
19. CIALIS (tadalafil). [prescribing information]. Indianapolis IELaCF. 2018. Available online: <https://pi.lilly.com/us/cialis-pi.pdf>
20. (Vardenafil) S. [prescribing information] GlaxoSmithKline, Research Triangle Park, NC. 2017. Available online: https://www.uptodate.com/contents/vardenafil-drug-information?source=see_link
21. Stein DM, Flum AS, Cashy J, et al. Nationwide emergency department visits for priapism in the United States. *J Sex Med* 2013;10:2418-22.
22. Litwin MS, Nied RJ, Dhanani N. Health-related quality of life in men with erectile dysfunction. *J Gen Intern Med* 1998;13:159-66.
23. Gheorghiu S, Godschalk M, Gentili A, et al. Quality of life in patients using self-administered intracavernous injections of prostaglandin E1 for erectile dysfunction. *J Urol* 1996;156:80-1.
24. Levine LA, Becher E, Bella A, et al. Penile Prosthesis Surgery: Current Recommendations From the International Consultation on Sexual Medicine. *J Sex Med* 2016;13:489-518.
25. Shamloul R, Ghanem H. Erectile dysfunction. *Lancet* 2013;381:153-65.
26. Paulden M, O'Mahony JF, McCabe C. Discounting the Recommendations of the Second Panel on Cost-Effectiveness in Health and Medicine. *Pharmacoeconomics* 2017;35:5-13.
27. Sanders GD, Neumann PJ, Basu A, et al. Recommendations for Conduct, Methodological Practices, and Reporting of Cost-effectiveness Analyses: Second Panel on Cost-Effectiveness in Health and Medicine. *JAMA* 2016;316:1093-103.
28. Shabsigh R, Padma-Nathan H, Gittleman M, et al.

- Intracavernous alprostadil alfadex is more efficacious, better tolerated, and preferred over intraurethral alprostadil plus optional actis: a comparative, randomized, crossover, multicenter study. *Urology* 2000;55:109-13.
29. Software T. TreeAge Pro R2.1. Williamstown, MA. 2017. Available online: <http://www.treeage.com>
 30. Montague DK, Barada JH, Belker AM, et al. Clinical guidelines panel on erectile dysfunction: summary report on the treatment of organic erectile dysfunction. The American Urological Association. *J Urol* 1996;156:2007-11.
 31. Sun P, Seftel A, Swindle R, et al. The costs of caring for erectile dysfunction in a managed care setting: evidence from a large national claims database. *J Urol* 2005;174:1948-52.

Cite this article as: Moses RA, Anderson RE, Kim J, Keihani S, Craig JR, Myers JB, Lenherr SM, Brant WO, Hotaling JM. Erectile dysfunction management after failed phosphodiesterase-5-inhibitor trial: a cost-effectiveness analysis. *Transl Androl Urol* 2019;8(4):387-394. doi: 10.21037/tau.2019.03.10