




<https://doi.org/10.1038/s41467-019-13097-2>

OPEN

# Author Correction: The FANCM-BLM-TOP3A-RMI complex suppresses alternative lengthening of telomeres (ALT)

Robert Lu, Julienne J. O'Rourke, Alexander P. Sobinoff, Joshua A.M. Allen, Christopher B. Nelson, Christopher G. Tomlinson, Michael Lee , Roger R. Reddel , Andrew J. Deans  & Hilda A. Pickett

Correction to: *Nature Communications* <https://doi.org/10.1038/s41467-019-10180-6>, published online 28 May 2019.

The original version of this Article contained an error in the Supplementary Information file. In the figure legend for Supplementary Fig. 6 panel b, “Flag-FANCM immunoprecipitation of the FANCM-BTR complex (TOP3A binding) diminishes with increasing concentrations (1–50  $\mu\text{M}$ ) of MM2-WT or MM2-FF>AA mutant peptide in HEK-293 cells expressing Flag-FANCM.” should have read “Flag-FANCM immunoprecipitation of the FANCM-BTR complex (TOP3A binding) diminishes with increasing concentrations (1–50  $\mu\text{M}$ ) of MM2-WT, but not with the MM2-FF>AA mutant peptide in HEK-293 cells expressing Flag-FANCM.” This has now been corrected in both the PDF and HTML versions of the Article.

Published online: 20 November 2019



**Open Access** This article is licensed under a Creative Commons Attribution 4.0 International License, which permits use, sharing, adaptation, distribution and reproduction in any medium or format, as long as you give appropriate credit to the original author(s) and the source, provide a link to the Creative Commons license, and indicate if changes were made. The images or other third party material in this article are included in the article's Creative Commons license, unless indicated otherwise in a credit line to the material. If material is not included in the article's Creative Commons license and your intended use is not permitted by statutory regulation or exceeds the permitted use, you will need to obtain permission directly from the copyright holder. To view a copy of this license, visit <http://creativecommons.org/licenses/by/4.0/>.

© The Author(s) 2019