



Published in final edited form as:

*Nature*. 2019 December ; 576(7786): 223–227. doi:10.1038/s41586-019-1811-1.

## Probing the Energetic Particle Environment near the Sun

**D.J. McComas<sup>1</sup>, E.R. Christian<sup>2</sup>, C.M.S. Cohen<sup>3</sup>, A.C. Cummings<sup>3</sup>, A.J. Davis<sup>3</sup>, M.I. Desai<sup>4,5</sup>, J. Giacalone<sup>6</sup>, M.E. Hill<sup>7</sup>, C.J. Joyce<sup>1</sup>, S.M. Krimigis<sup>7</sup>, A.W. Labrador<sup>3</sup>, R.A. Leske<sup>3</sup>, O. Malandraki<sup>8</sup>, W.H. Matthaeus<sup>9</sup>, R.L. McNutt Jr<sup>7</sup>, R.A. Mewaldt<sup>3</sup>, D.G. Mitchell<sup>7</sup>, A. Posner<sup>10</sup>, J.S. Rankin<sup>1</sup>, E.C. Roelof<sup>7</sup>, N.A. Schwadron<sup>1,11</sup>, E.C. Stone<sup>3</sup>, J.R. Szalay<sup>1</sup>, M.E. Wiedenbeck<sup>12</sup>, S.D. Bale<sup>13,14</sup>, J.C. Kasper<sup>15</sup>, A.W. Case<sup>16</sup>, K.E. Korreck<sup>16</sup>, R.J. MacDowall<sup>2</sup>, M. Pulupa<sup>13</sup>, M.L. Stevens<sup>16</sup>, A.P. Rouillard<sup>17</sup>**

<sup>1</sup>Department of Astrophysical Sciences, Princeton University, Princeton, NJ 08544, USA

<sup>2</sup>Goddard Space Flight Center, Greenbelt, MD 20771, USA

<sup>3</sup>California Institute of Technology, Pasadena, CA 91125, USA

<sup>4</sup>Southwest Research Institute, San Antonio, TX 78228, USA

<sup>5</sup>University of Texas at San Antonio, San Antonio, TX 78249, USA

<sup>6</sup>University of Arizona, Tucson, AZ 85721, USA

<sup>7</sup>Johns Hopkins University Applied Physics Laboratory, Laurel, MD 20723, USA

<sup>8</sup>National Observatory of Athens, IAASARS, Athens 15236 Greece

<sup>9</sup>University of Delaware, Newark, DE 19716, USA

Reprints and permissions information is available at [www.nature.com/reprints](http://www.nature.com/reprints). Users may view, print, copy, and download text and data-mine the content in such documents, for the purposes of academic research, subject always to the full Conditions of use: [http://www.nature.com/authors/editorial\\_policies/license.html#terms](http://www.nature.com/authors/editorial_policies/license.html#terms)

Correspondence and requests for materials should be addressed to Dave McComas ([dmccomas@princeton.edu](mailto:dmccomas@princeton.edu)).

**Author Contributions** D.J.M. is IS $\odot$ IS PI and led the data analysis and writing of study. E.R.C is IS $\odot$ IS Deputy PI, helped develop EPI-Hi, and participated in the data analysis. C.M.S.C helped develop EPI-Hi and participated in the data analysis. A.C.C. helped develop EPI-Hi and participated in the data analysis. A.J.D. helped develop EPI-Hi and participated in the data analysis. M.I.D. participated in the data analysis. J.G. participated in the data analysis. M.E.H helped develop EPI-Lo and participated in the data analysis. C.J.J. produced Figures 3 and 4 and participated in the data analysis. S.M.K. participated in the data analysis. A.W.L. helped develop EPI-Hi and participated in the data analysis. R.A.L. helped develop EPI-Hi and participated in the data analysis. O.M. participated in the data analysis. W.H.M participated in the data analysis. R.L.M. led the development of EPI-Lo and participated in the data analysis. R.A.M helped develop EPI-Hi and participated in the data analysis. D.G.M. helped develop EPI-Lo and participated in the data analysis. A.P. participated in the data analysis. J.S.R. helped develop EPI-Hi and participated in the data analysis. E.C.R. participated in the data analysis. N.A.S. led the development of the IS $\odot$ IS SOC and participated in the data analysis. E.C.S. helped develop EPI-Hi and participated in the data analysis. J.R.S. led the development of the analysis tool, produced Figures 1 and 2, and participated in the data analysis. M.E.W. led the development of EPI-Hi and participated in the data analysis. S.D.B. is FIELDS PI and participated in the data analysis. J.C.K. is SWEAP PI and participated in the data analysis. A.W.C. helped develop SWEAP and participated in the data analysis. K.E.K. helped develop SWEAP and participated in the data analysis. R.J.M. helped develop FIELDS and participated in the data analysis. M.P. helped develop FIELDS and participated in the data analysis. M.L.S. helped develop SWEAP and participated in the data analysis. A.P.R. led the CME simulation work and participated in the data analysis.

The authors declare no competing financial interests.

Readers are welcome to comment on the online version of the paper.

Publisher's note: Springer Nature remains neutral with regard to jurisdictional claims in published maps and institutional affiliations.

### Data Availability

The PSP Science Data Management Plan, requires that all science data from the first two orbits must be delivered to NASA's Space Physics Data Facility (SPDF) within six months of downlink. Thus, all data used in this study will be delivered to the SPDF no later than 12 November 2019 for public release.

<sup>10</sup>NASA HQ, Washington DC 20024, USA

<sup>11</sup>University of New Hampshire, Durham, NH 03824, USA

<sup>12</sup>Jet Propulsion Laboratory, California Institute of Technology, Pasadena, CA 91109, USA

<sup>13</sup>University of California at Berkeley, Berkeley, CA 94720, USA

<sup>14</sup>The Blackett Laboratory Imperial College London, London, SW7 2AZ, UK

<sup>15</sup>University of Michigan, Ann Arbor, MI 48109, USA

<sup>16</sup>Smithsonian Astrophysical Observatory, Cambridge, MA 02138, USA

<sup>17</sup>CNRS, Toulouse Cedex 4, France

---

NASA's Parker Solar Probe mission<sup>1</sup> recently plunged through the inner heliosphere to perihelia at ~24 million km, much closer to the Sun than any prior human-made object. Prior studies further from the Sun indicate that solar energetic particles are accelerated from a few keV up to near-relativistic energies in at least two ways. First, magnetic reconnection associated with solar flares often produces smaller "impulsive" events typically enriched in electrons,<sup>3</sup>He, and heavier ions<sup>2</sup>. Second, large Coronal Mass Ejection-driven shocks and compressions moving through the corona and inner solar wind are associated with "gradual" events<sup>3,4</sup> that predominantly generate 1–10 MeV protons. However, some events show aspects of both processes and there is no bimodal distribution of the electron/proton ratio as expected for this simple picture<sup>5</sup>. Here we report the first observations of the near-Sun energetic particle radiation environment over PSP's first two orbits. We find a great variety of different types of energetic particle events accelerated both locally and remotely, including by corotating interaction regions, impulsive events driven by acceleration near the Sun, and an event related to a Coronal Mass Ejection. These observations – so close to the Sun – provide critical information for investigating the near-Sun energization and transport of solar energetic particles. These processes were difficult, if not impossible, to resolve from prior observations owing to processing of energetic particle populations *en route* to more distant observing spacecraft<sup>6</sup>. Here we directly explore the physics of particle acceleration and transport in the context of various theories and models that have been developed over the past decades. Thus, this study marks a major milestone with humanity's reconnaissance of the near-Sun environment and provides the first direct observations of the energetic particle radiation environment in the region just above the corona.

Onboard Parker Solar Probe (PSP), the Integrated Science Investigation of the Sun (IS $\odot$ IS) instrument suite<sup>7</sup> made groundbreaking measurements of solar energetic particles (SEPs). IS $\odot$ IS comprises two Energetic Particle Instruments measuring higher (EPI-Hi or Hi) and lower (EPI-Lo or Lo) energy particles, with overlapping coverage<sup>7</sup>. Together this enables IS $\odot$ IS to explore the near-Sun environment by measuring fluxes, energy spectra, anisotropy, and composition of suprathermal and energetic ions from ~0.02–200 MeV/nucleon (nuc) and electrons from ~0.05–6 MeV. Here, we examine this energetic particle environment in the context of *in situ* solar wind<sup>8</sup> and magnetic field<sup>9</sup> conditions and surrounding density structures<sup>10</sup> measured by other instruments aboard PSP.

Fig. 1 summarizes IS $\odot$ IS observations of energetic particles over PSP's first two orbits. Higher (1–2 MeV) and lower (30–200 keV) energy H<sup>+</sup> ion counts are plotted on the outside and inside of the orbital trajectory, respectively. Intensifications indicate energetic particle events, with some seen only at higher energies, some only at lower energies, and others simultaneously at both. Fig. 1 indicates how rich the IS $\odot$ IS observations are, with a broad array of different types of particle events at all distances.

The first large intensification occurred at higher energies with PSP inbound in Orbit 1 (Interval **a**, 2018–287 18:00 to 2018–297 08:20 UT) at ~0.5 au. While not obvious from Fig. 1, this is a corotational event also seen when PSP was outbound at ~0.65 au (Interval **b**, 2018–330 23:20 to 2018–341 15:00 UT). Corotating Interaction Regions (CIRs) form as faster solar wind piles up behind slower wind, forming a compression<sup>11,12</sup>. Because these faster solar wind streams emanate from coronal holes at the Sun, CIRs map to nearly fixed solar longitudes.

Fig. 2 shows Intervals **a** and **b** as a function of solar surface “foot point” longitude, calculated for a nominal Parker Spiral with a fixed solar wind speed of 350 km s<sup>-1</sup>. This calculation combines the rotation of the Sun and spacecraft location to show that both events arise from the same, single CIR structure. These events are “dispersionless,” with all ions arriving at roughly the same time and fluctuations in intensity consistent across ion speeds. Such events indicate that PSP passed across magnetic flux tubes that were already filled with high-energy (>1 MeV) particles that move quickly along the field. Intensities of sunward and anti-sunward moving particles in Intervals **a** and **b** were similar (top panels), consistent with a corotating structure that traps particles between a source further out than the spacecraft and the increasing magnetic field strength closer to the Sun. The particle acceleration probably occurs at reverse shocks, which typically form beyond ~ 2 au from compressions in such CIRs.

The inbound leg toward perihelion 1 was extremely quiet from ~0.4 au, providing an ideal opportunity for other PSP instruments to observe very quiet solar wind conditions with essentially no SEP-produced penetrating backgrounds. IS $\odot$ IS began to observe lower energy SEPs starting just before and increasing after perihelion 1. Fig. 3 shows the events in Interval **c**, including low energy ions ahead of a CME, the passage of a compression wave after it, and a subsequent higher energy particle event.

IS $\odot$ IS observations show an SEP event starting early on 2018–315 and extending to about when the CME arrived at PSP on 2018–316. Particle anisotropies (third panel from bottom) demonstrate that these particles are streaming outward from the Sun. The faster particles arrive first, characteristic of a “dispersive SEP event,” (second panel from bottom) with the differing arrival times giving an estimate of the distance along the magnetic field back to their acceleration source. For the time/energy slope in Fig. 3, we estimate a path length<sup>3</sup> longer than the Parker Spiral from PSP at ~0.25 au, which might be explained by a longer path length associated with magnetic field “switchbacks” observed by PSP in situ<sup>14</sup>.

Solar observations from the white light coronagraph on the “A” spacecraft of NASA's Solar TERrestrial RELations Observatory (STEREO-A) indicate that the SEP-associated CME

started lifting off from the Sun on 2018–314 at ~18 UT (Extended Data Fig. 1). Derivation of the CME speed from STEREO-A imaging (Extended Data Fig. 2) reveals that the CME was moving slowly (<400 km/s) from the Sun to PSP, very similar to the surrounding solar wind speed. By propagating this CME flux rope at a constant speed of 380 km s<sup>-1</sup> from near the sun to PSP, we find good agreement with the *in situ* magnetic field observations. Preliminary analysis of this event using shock-modeling techniques<sup>15</sup> suggests that there was likely no shock on field lines well connected to PSP. However, a quasi-perpendicular sub-critical shock (Mach number <3) could have formed over an extended region of the flux rope and perhaps accelerated the protons measured by PSP (A. Kouloumvakos, private communication). This energetic particle event was not seen at any of the 1 au spacecraft, so such small events may only be observable close to the Sun and therefore much more common than previously thought.

At the end of 2018–318, the solar wind speed increased from ~300 to ~500 km s<sup>-1</sup> [13], indicative of a strong dynamic pressure wave in the solar wind. IS☉IS observes a small enhancement in very low energy particles (<50 keV) as this compressional wave passes. This event is the first direct observation of local energization in the IS☉IS observations. Shocks are not required for particle acceleration<sup>16</sup> and plasma compressions can accelerate particles provided the particles are able to propagate across, but remain close to the compression<sup>17</sup>.

The large, two-step increase in speed shows that this wave is well on its way to steepening into a forward/reverse shock pair, which most likely accelerates the higher (>1 MeV) energy particles observed from 2018–320 to 2018–324. This is not a CIR as in Intervals **a** and **b**, as it has a much narrower range of foot point longitudes (see enhancement at ~300° in Figure 2) and does not recur, but instead indicates the interaction of a single fast solar wind stream, possibly associated with or even magnetically opened by the preceding CME. In any case, as with CIR-associated particle events, the particle isotropy indicates that these ions are trapped on flux tubes, likely with a source beyond PSP. In fact, while the second event was seen ~1–6 days after the passage of the compression at PSP, the pressure front had expanded outward to heliocentric distances of ~0.6–2 au, where it likely formed the shocks.

Very near perihelion (~35 Solar Radii, R<sub>☉</sub>) on PSP Orbit 2 (Interval **d**), IS☉IS observed a unique pair of SEP events (Fig. 4). As PSP is nearly co-rotational with the Sun near perihelion, the two events are magnetically connected to a common solar source <5° apart in longitude. First, on 2019–092 there was a low-energy dispersive event, probably associated with an impulsive source in the low corona. Two days later, on 2019–094, there was a quite different type of impulsive event, marked by a substantial enhancement of >1 MeV ions. Both events exhibit strong, persistent magnetic-field-aligned ions streaming away from the Sun.

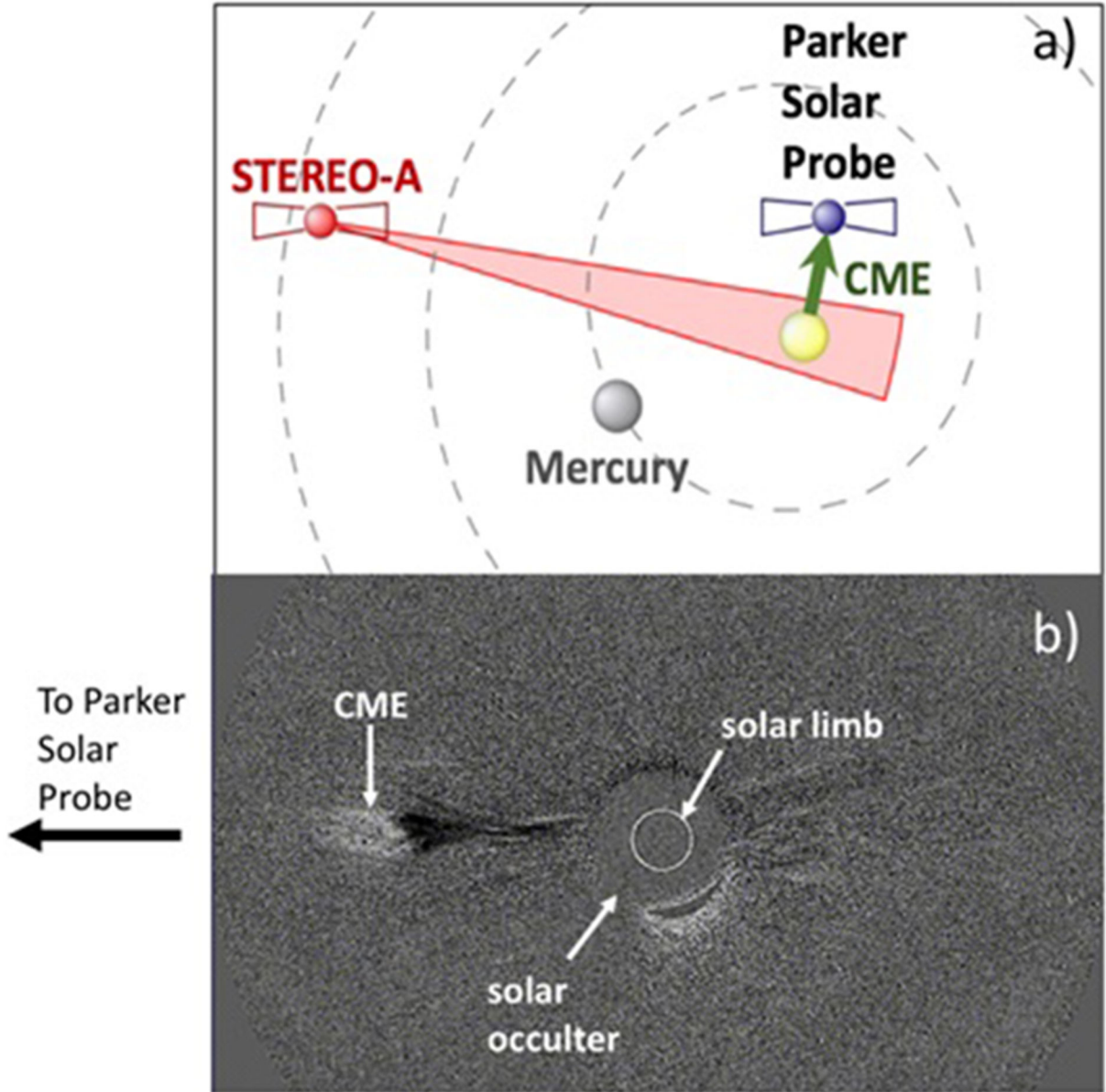
The first event, starting on 2019–092, may be associated with disturbances in EUV images from STEREO-A in the vicinity of active region AR2738, as well as multiple type-III radio bursts by both STEREO-A and PSP/FIELDS<sup>14</sup>. This small active region was ~70° off the nominal magnetic connection of PSP to the Sun. The fluxes of high-energy protons are near background, but we observed a statistically significant number of heavy, high-energy, ions

and at low energies ( $\sim 30$  keV/nuc). He/H is  $\sim 20$  times higher than the event on 2019–094, and the O and Fe abundances are even more enhanced. These results suggest that this may be a “Z-rich” event<sup>18</sup>; such events are relatively rare at 1 AU.

The second SEP event, on 2019–094 also exhibits velocity dispersion and outward streaming, but has many fewer ions  $< 1$  MeV and a significant increase at  $> 1$  MeV. As with 2019–092, there is potentially related radio and EUV activity in AR2738. However, the heavy ion abundances were similar to more typical solar energetic particle events. The magnetic field observed at PSP (bottom panel) between the two events was stronger and significantly smoother than before or after, indicating that this was likely a single, lower  $\beta$  (particle pressure/magnetic pressure) magnetic structure connecting the two events. Further, these observations indicate that processes inside 0.17 AU, as suggested by early multi-spacecraft studies in Solar Cycle 20, as well as later Helios and STEREO studies<sup>19,20,21,22</sup>, enable fast, direct access of SEPs to a wide range of solar longitudes. Later studies that combined in-situ data with solar source region observations showed that the smaller, longitudinally distributed SEP events are associated with multiple jet-like coronal emissions<sup>23,24</sup> close to the source region as well as with more spatially extended eruptions<sup>25</sup>.

IS $\odot$ IS observed a surprisingly rich array of energetic particle phenomena during PSP’s first two orbits. Several of these events were not observed by 1 au spacecraft, so small events, only observable close to the Sun, may be much more common than previously thought. With these new data, we are well on the way to resolving the fundamental questions of the origin, acceleration, and transport of SEPs into the heliosphere. Over the next five years, as we head toward solar maximum, PSP will orbit progressively closer to the Sun, ultimately extending our exploration of these critical processes down to inside  $10 R_{\odot}$ .

## Extended Data

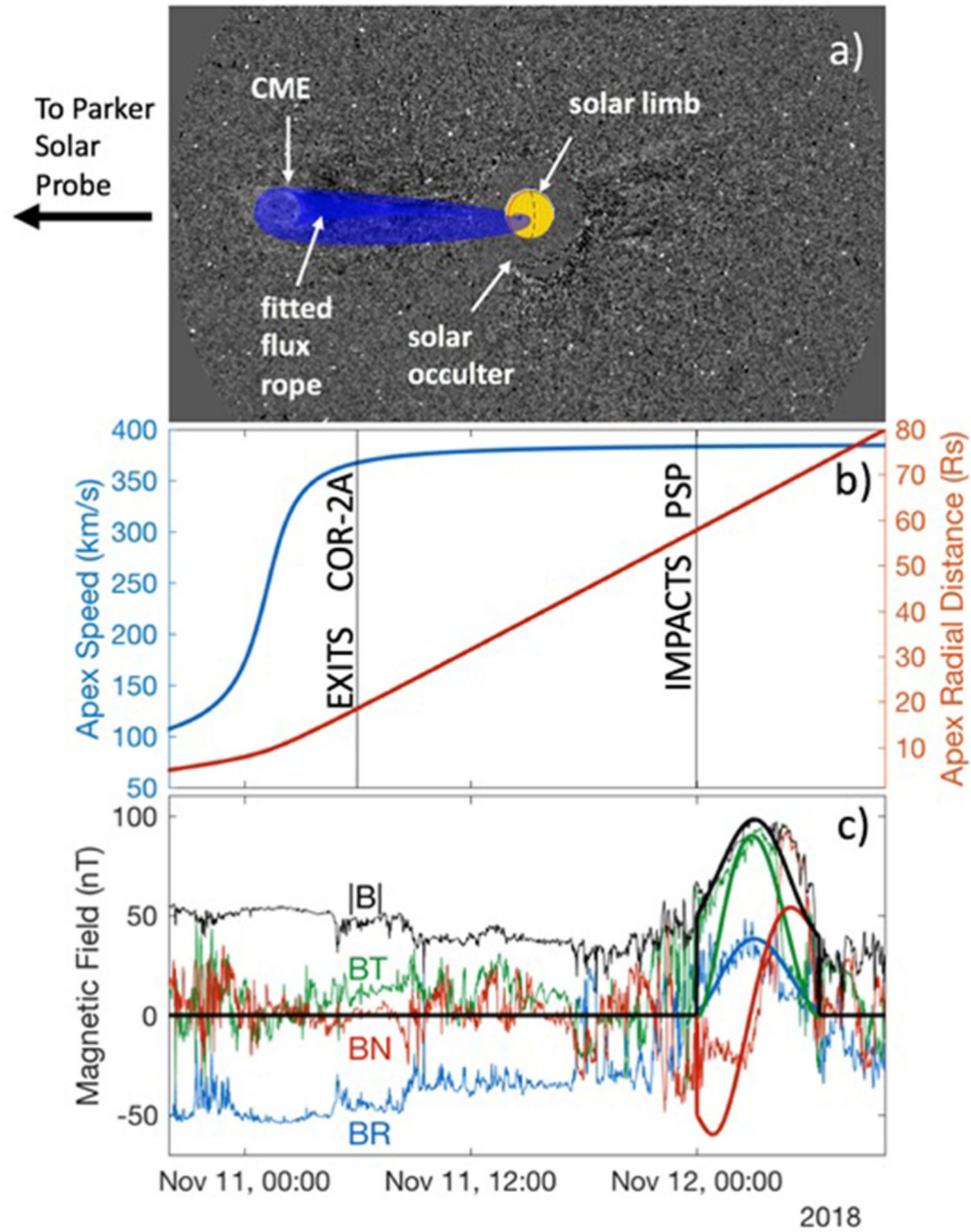


**Extended Data Fig. 1:**

**Viewing Geometry and Observation of Coronal Mass Ejection**

Panel a: a view of the ecliptic plane from solar north at 14UT on 10 November 2018 showing the relative positions of STEREO-A, Parker Solar Probe and dashed curves represent the orbits of Mercury, Venus, and Earth. The field of view of the COR-2 instrument onboard STEREO-A is shown as the red area. A CME off the East limb of the Sun as viewed from STEREO-A would be roughly propagating towards Parker Solar Probe. This CME entered very gradually the field of view of COR-2, part of the SECCHI suite of imaging instruments<sup>26</sup> aboard the Solar-Terrestrial Relations Observatory (STEREO) spacecraft. Panel b: A running-difference image of the Coronal Mass Ejection taken at 02:39UT on 11 November 2018 by COR-2A, extending in the plane of the sky from 2 to 15

solar radii, provided images during the entire acceleration phase of the CME. This CME entered COR-2A near 18UT on 10 November 2018 and transited through the COR-2 field of view over ~12 hours.



**Extended Data Fig. 2:**

**Coronal Mass Ejection Model and Comparison to Magnetic Field Data**

Panel a: the same as Fig. 1b but with superposed fitted-flux rope CME shape at 02:39UT on 11 November 2018 when the CME had passed half way through the COR-2A field of view. The CME is very weak and no shock-sheath structure can be identified in these images. The typical aspect of the CME in the image results from the line of sight integration of plasma distribution on a bent toroid such that its major axis is located in a plane containing the observing spacecraft (see very similar events in Thernisien et al. 2009<sup>27</sup>, Rouillard et al. 2009<sup>28</sup>). Panel b: The position (red line) and speed (blue line) of the apex of the flux rope model was derived by comparing iteratively each synthetic image produced by the 3-D model with each available COR-2A image. A functional form (arctangent) was imposed for



the flux rope's varying speed. The fitted CME structure assumed in the present work is a bent toroid with an exponential increase of its cross-sectional area from footpoint to apex as in Wood et al. (2009)<sup>29</sup>. Panel b: The speed was derived by fitting a hyperbolic tangent to the modeled CME position. The speed increases rapidly from under 100 km/s at 18UT on 10 November to over 350 km/s when it exited the COR-2A field of view at around 6UT on 11 November. Panel c: An internal magnetic field structure was expressed analytically inside the envelope of the fitted CME (smooth curves) as in Isavnin (2016),<sup>30</sup> but keeping here a simple circular cross section of the flux rope. By propagating this flux rope at a constant speed of 380 km/s from the time it exits the COR-2 to Parker Solar Probe, we predict an impact of the CME at PSP on 12 November 2018. The predicted arrival time and the magnetic properties of the CME (thick smooth line) are in good agreement with those measured in situ by the FIELDS (magnetic field data shown; thin lines) and SWEAP instruments. We therefore conclude that the fitting procedure presented here provides a good description of the CME evolution from the upper corona to PSP.

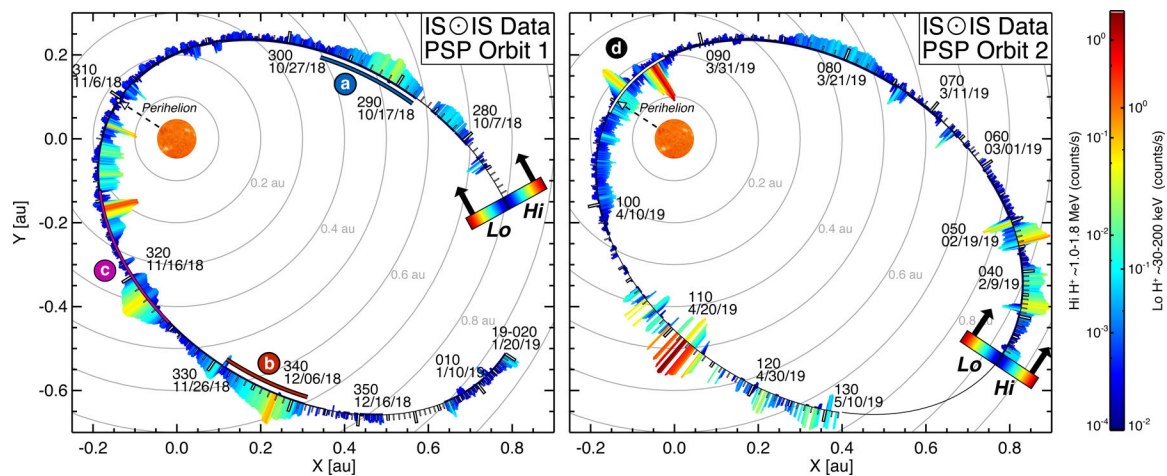
## Acknowledgements.

We are deeply indebted to everyone that helped make the PSP mission possible. In particular, we thank all of the outstanding scientists, engineers, technicians, and administrative support people across all of the IS $\odot$ IS institutions that produced and supported the IS $\odot$ IS instrument suite and support its operations and the scientific analysis of its data. This work was supported as a part of the PSP mission under contract NNN06AA01C. SDB acknowledges the support of the Leverhulme Trust Visiting Professorship program and APR acknowledges financial support from the ANR project COROSHOCK ANR-17-CE31-0006-01 and from the ERC project SLOW\_SOURCE - DLV-819189.

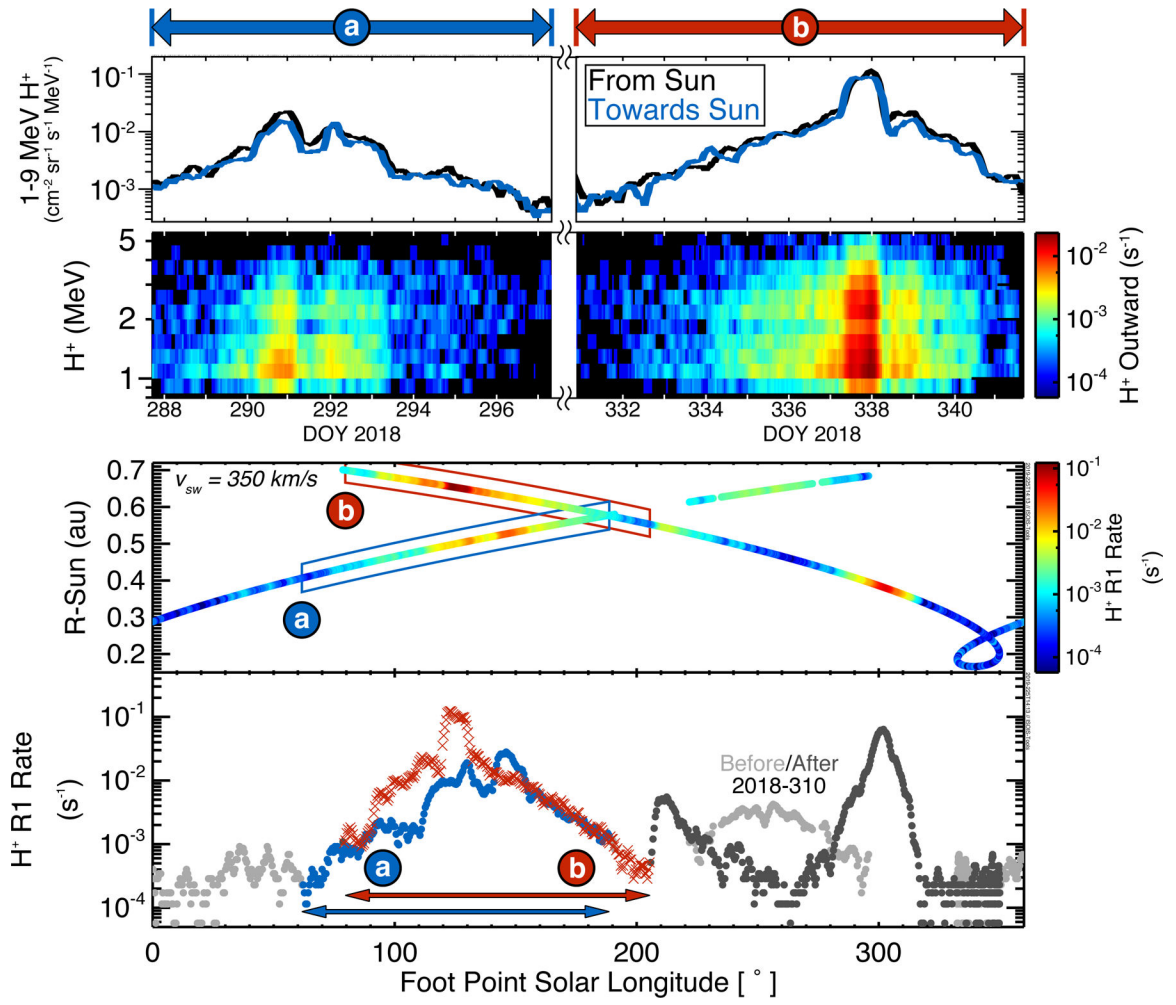
## References and Notes

1. Fox NJ et al. The Solar Probe Plus mission: Humanity's first visit to our star. *Space Science Reviews* 204, 7–48 (2016).
2. Mason GM <sup>3</sup>He-Rich Solar Energetic Particle Events. *Space Science Reviews* 130, 231–242 (2007).
3. Desai MI & Giacalone J Large gradual solar energetic particle events. *Living Reviews in Solar Physics* 13, (2016).
4. Reames DV Solar Energetic Particles: A Modern Primer on Understanding Sources. *Acceleration and Propagation, Lecture Notes in Physics* 932 (Springer International Publishing AG, 2017).
5. Cane HV, Richardson IG & von Roseninge TT A study of solar energetic particle events of 1997–2006: Their composition and associations. *Journal of Geophysical Research: Space Physics* 115, (2010).
6. Wibberenz G & Cane HV Multi-Spacecraft Observations of Solar Flare Particles in the Inner Heliosphere. *The Astrophysical Journal* 650, 1199–1207 (2006).
7. McComas DJ et al. Integrated Science Investigation of the Sun (ISIS): Design of the energetic particle investigation. *Space Science Reviews* 204, 187–256 (2016).
8. Kasper JC et al. Solar Wind Electrons Alphas and Protons (SWEAP) Investigation: Design of the Solar Wind and Coronal Plasma Instrument Suite for Solar Probe Plus. *Space Science Reviews* 204, 131–186 (2016).
9. Bale SD et al. The FIELDS Instrument Suite for Solar Probe Plus. Measuring the Coronal Plasma and Magnetic Field, Plasma Waves and Turbulence, and Radio Signatures of Solar Transients. *Space Science Reviews* 204, 49–82 (2016). [PubMed: 29755144]
10. Vourlidas A et al. The Wide-Field Imager for Solar Probe Plus (WISPR). *Space Science Reviews* 204, 83–130 (2016).
11. Pizzo V A three-dimensional model of corotating streams in the solar wind, 1. Theoretical foundations. *Journal of Geophysical Research* 83, 5563 (1978).
12. Gosling J Corotating and Transient Solar Wind Flows in Three Dimensions. *Annual Review of Astronomy and Astrophysics* 34, 35–73 (1996).

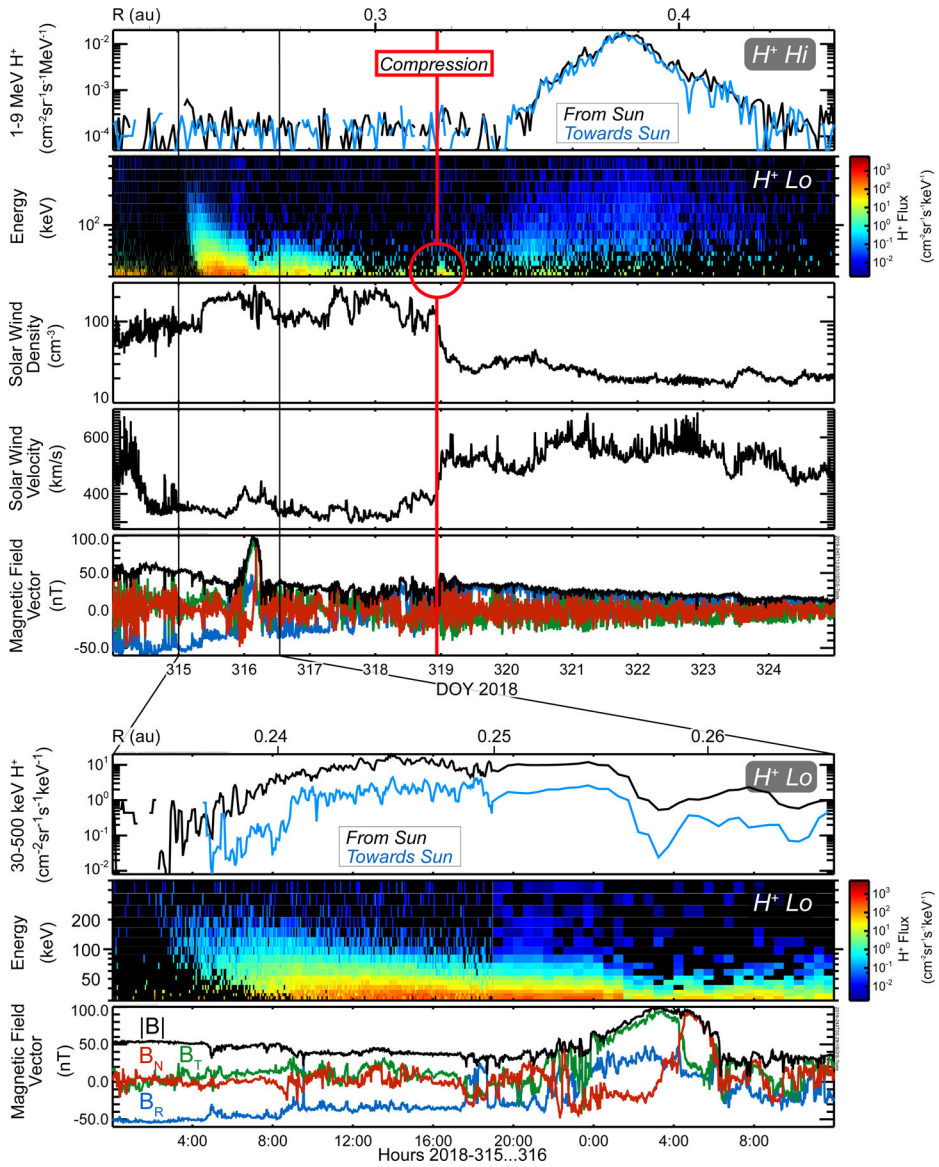
13. Kasper JC et al. *Nature*, (2019).
14. Bale SD et al. *Nature*, (2019).
15. Kouloumvakos A et al. Connecting the Properties of Coronal Shock Waves with Those of Solar Energetic Particles. *The Astrophysical Journal* 876, 80 (2019).
16. Chotoo K et al. The suprathermal seed population for corotating interaction region ions at 1 AU deduced from composition and spectra of  $H^+$ ,  $He^{++}$ , and  $He^+$  observed on Wind. *Journal of Geophysical Research: Space Physics* 105, 23107–23122 (2000).
17. Giacalone J, Jokipii JR & Kota J Particle Acceleration in Solar Wind Compression Regions. *The Astrophysical Journal* 573, 845–850 (2002).
18. Zwickl RD, Roelof EC, Gold RE, Krimigis SM & Armstrong TP Z-rich solar particle event characteristics 1972–1976. *The Astrophysical Journal* 225, 281 (1978).
19. Reinhard R & Wibberenz G Propagation of Flare Protons in the Solar Atmosphere. *Solar Physics* 36, 473–494 (1974).
20. Kallenrode MB Particle propagation in the inner heliosphere. *Journal of Geophysical Research: Space Physics* 98, 19037–19047 (1993).
21. Richardson IG, von Rosenvinge TT & Cane HV The Properties of Solar Energetic Particle Event-Associated Coronal Mass Ejections Reported in Different CME Catalogs. *Solar Physics* 290, 1741–1759 (2015).
22. Widenbeck ME, et al., *The Astrophysical Journal*, Volume 762, Issue 1, article id. 54, 9 pp. (2013).
23. Bucik R, et al. *ApJL* 869, L21 (2018), doi:10.3847/2041-8213/aaf37f
24. Bucik R, et al., *The Astrophysical Journal*, 5 2014, Volume 786, Issue 1, article id. 71, 12 pp doi: 10.1088/0004-637X/786/1/71
25. Nitta N, et al., *The Astrophysical Journal*, Volume 806, Issue 2, article id. 235, 12 pp. (2015).
26. Howard RA, Sun earth connection coronal and heliospheric investigation (SECCHI), *Advances in Space Research*, 29, 12 (2002).
27. Thernisien A, Vourlidas A & Howard R Forward Modeling of Coronal Mass Ejections Using STEREO/SECCHI Data. *Solar Physics* 256, 111 (2009).
28. Rouillard AP et al. A solar storm observed from the Sun to Venus using the STEREO, Venus Express, and MESSENGER spacecraft. *Journal of Geophysical Research* 114, (2010).
29. Wood B & Howard R An empirical reconstruction of the 2008 April 26 coronal mass ejection. *The Astrophysical Journal* 702, 901–910 (2009).
30. Isavnin A FRiED: a novel three-dimensional model of coronal mass ejections. *The Astrophysical Journal* 833, 2, 10 (2016).



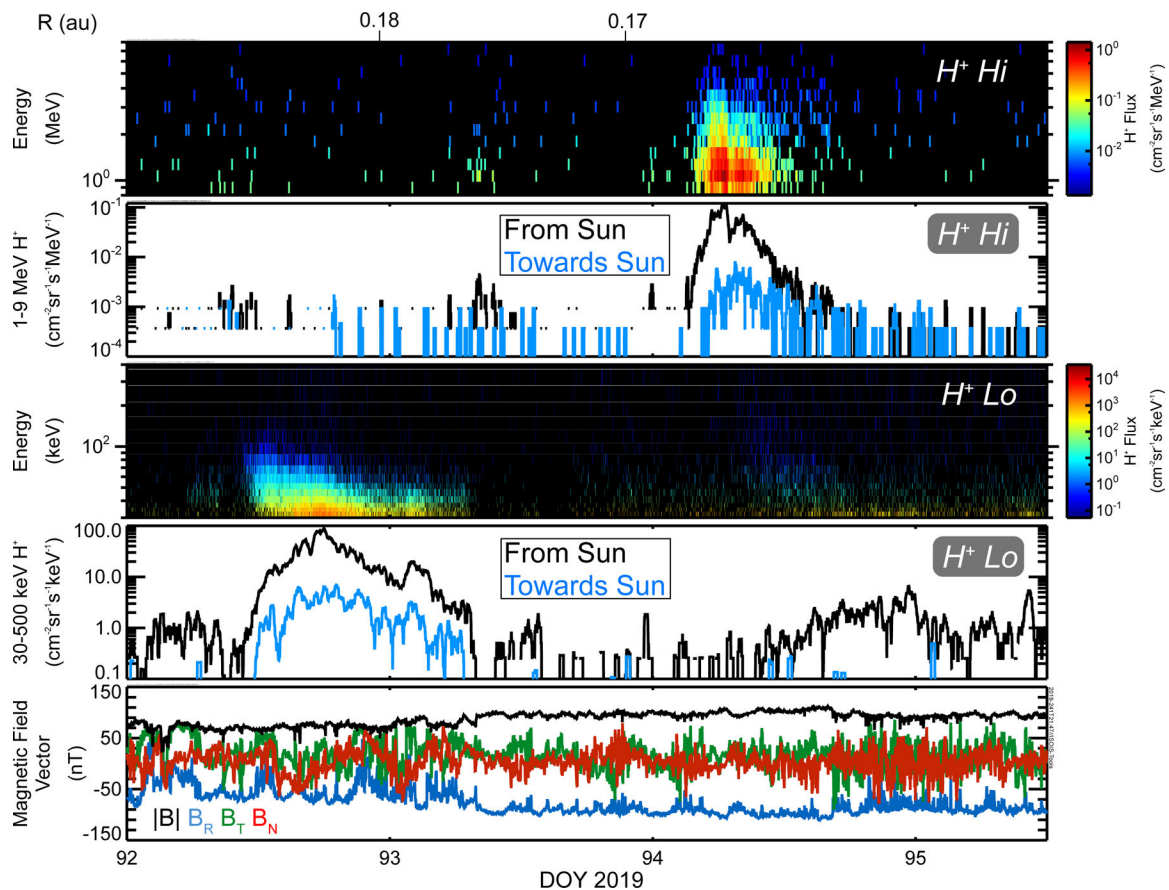
**Fig. 1:**  
 Orbit 1 and 2 Energetic Particle Summary Plot  
 Summary of observations of energetic particles (primarily H<sup>+</sup>) at lower energy (Lo: ~30–200 keV, inside orbital track) and higher energy (Hi: ~1–2 MeV, outside orbital track) from PSP’s first two orbits; intervals without data are indicated by the grey orbital track. Particle intensity is indicated by both color and length of the bars. We identify Intervals **a–d** for detailed study.



**Fig. 2:**  
 Recurring Corotating Energetic Particle Events  
 Corotating ion event seen in Intervals **a** (blue) and **b** (red) versus time (top) and as a function of magnetic foot-point in Carrington longitude for a nominal  $350 \text{ km s}^{-1}$  solar wind speed (bottom panels).



**Fig. 3:** CME-Related Low-Energy Event and Following High-Energy Event  
 Time series (top five panels) of primarily protons at  $>1$  MeV and  $\sim 30$ – $500$  keV, density and radial speed<sup>13</sup> and magnetic field vector and magnitude<sup>14</sup> over Interval c. The bottom three panels expand the dispersive SEP event and CME.



**Fig. 4:**  
 Pair of Impulsive Events Near Second Perihelion  
 Two impulsive SEP events (Interval **d**) near PSP’s second perihelion ( $<40 R_{\odot}$ ) at higher energies (top two panels) and lower energies (third and fourth panels), compared to the magnetic field (bottom).