

Case Control Study

**National trends in total hip arthroplasty for traumatic hip fractures:
An analysis of a nationwide all-payer database**

Anthony J Boniello, Alexander M Lieber, Kevin Denehy, Priscilla Cavanaugh, Yehuda E Kerbel, Andrew Star

ORCID number: Anthony J Boniello (0000-0003-1269-6351); Alexander M Lieber (0000-0001-6517-4472); Kevin Denehy (0000-0003-3943-3770); Priscilla Cavanaugh (0000-0001-8910-6642); Yehuda E Kerbel (0000-0003-4488-8059); Andrew Star (0000-0001-6109-9778).

Author contributions: Boniello AJ conceived the study concept and designed the research with Lieber AM, Denehy K and Star A, Lieber AM and Cavanaugh P performed data collection; Lieber AM and Kerbel YE performed statistical analysis; Boniello AJ, Lieber AM, Kerbel YE and Star A edited and revised the manuscript.

Institutional review board

statement: HCUP databases such as the National Inpatient Sample (NIS) are considered limited data sets and therefore do not require IRB approval under HIPAA. See attached document of exemption.

Informed consent statement:

HCUP databases such as the National Inpatient Sample (NIS) are considered limited data sets and therefore an informed consent statement is not relevant in this context.

Conflict-of-interest statement: The authors report no relevant conflicts of interest.

Data sharing statement: Statistical code available by contacting the corresponding author.

STROBE statement: STROBE checklist for the present study is available online.

Anthony J Boniello, Priscilla Cavanaugh, Andrew Star, Rothman Orthopaedic Institute, Thomas Jefferson University, Philadelphia, PA 19107, United States

Alexander M Lieber, Drexel University College of Medicine, Philadelphia, PA 19123, United States

Kevin Denehy, Bluegrass Orthopaedics, Lexington, KY 40509, United States

Yehuda E Kerbel, Department of Orthopaedics, Hospital of University of Pennsylvania, Philadelphia, PA 19104, United States

Corresponding author: Alexander M Lieber, BSc, Research Fellow, Department of Orthopedics, Jefferson University Hospital, 1025 Walnut Street, College Building, Suite 516, Philadelphia, PA 19107, United States. alex.m.lieber@gmail.com

Abstract**BACKGROUND**

Hemiarthroplasty (HA) has traditionally been the treatment of choice for elderly patients with displaced femoral neck fractures. Ideal treatment for younger, ambulatory patients is not as clear. Total hip arthroplasty (THA) has been increasingly utilized in this population however the factors associated with undergoing HA or THA have not been fully elucidated.

AIM

To examine what patient characteristics are associated with undergoing THA or HA. To determine if outcomes differ between the groups.

METHODS

We queried the Nationwide Inpatient Sample (NIS) for patients that underwent HA or THA for a femoral neck fracture between 2005 and 2014. The NIS comprises a large representative sample of inpatient hospitalizations in the United States. International Classifications of Disease, Ninth Edition (ICD-9) codes were used to identify patients in our sample. Demographic variables, hospital characteristics, payer status, medical comorbidities and mortality rates were compared between the two procedures. Multivariate logistic regression analysis was then performed to identify independent risk factors of treatment utilized.

RESULTS

Of the total 502060 patients who were treated for femoral neck fracture, 51568 (10.3%) underwent THA and the incidence of THA rose from 8.3% to 13.7%.

Open-Access: This article is an open-access article which was selected by an in-house editor and fully peer-reviewed by external reviewers. It is distributed in accordance with the Creative Commons Attribution Non Commercial (CC BY-NC 4.0) license, which permits others to distribute, remix, adapt, build upon this work non-commercially, and license their derivative works on different terms, provided the original work is properly cited and the use is non-commercial. See: <http://creativecommons.org/licenses/by-nc/4.0/>

Manuscript source: Unsolicited manuscript

Received: June 1, 2019

Peer-review started: June 4, 2019

First decision: September 21, 2019

Revised: September 25, 2019

Accepted: November 7, 2019

Article in press: November 7, 2019

Published online: January 18, 2020

P-Reviewer: Emara KM, Widmer KH

S-Editor: Zhang L

L-Editor: A

E-Editor: Liu MY



Private insurance accounted for a higher percentage of THA than hemiarthroplasty. THA increased most in urban teaching hospitals relative to urban non-teaching hospitals. Mean length of stay (LOS) was longer for HA. The mean charges were less for HA, however charges decreased steadily for both groups. HA had a higher mortality rate, however, after adjusting for age and comorbidities HA was not an independent risk factor for mortality. Interestingly, private insurance was an independent predictor for treatment with THA.

CONCLUSION

There has been an increase in the use of THA for the treatment of femoral neck fractures in the United States, most notably in urban hospitals. HA and THA are decreasing in total charges and LOS.

Key words: Hip fracture; Total hip arthroplasty; Hemiarthroplasty; Cost; Length of stay; National Inpatient Sample

©The Author(s) 2020. Published by Baishideng Publishing Group Inc. All rights reserved.

Core tip: Total hip arthroplasty (THA) is increasingly being utilized as an alternative to hemiarthroplasty for the treatment of displaced femoral neck fractures especially in younger ambulatory patients. In an analysis of the National Inpatient Sample we found that the incidence of THA in the United States is increasing, particularly in urban areas. Furthermore, we found that THA was associated with increased hospital charges but shorter length of stay.

Citation: Boniello AJ, Lieber AM, Denehy K, Cavanaugh P, Kerbel YE, Star A. National trends in total hip arthroplasty for traumatic hip fractures: An analysis of a nationwide all-payer database. *World J Orthop* 2020; 11(1): 18-26

URL: <https://www.wjgnet.com/2218-5836/full/v11/i1/18.htm>

DOI: <https://dx.doi.org/10.5312/wjo.v11.i1.18>

INTRODUCTION

Femoral neck fractures represent a large proportion of orthopedic injuries requiring surgical intervention. It is estimated that by 2050, there will be over 700000 cases annually in North America^[1]. Hemiarthroplasty (HA) has become the most common treatment modality for displaced femoral neck fractures^[2,3]. Recently, total hip arthroplasty (THA) has gained popularity for treating displaced femoral neck fractures, particularly with active, healthy patients^[4]. Over the last 15-20 years, THA as treatment for displaced femoral neck fractures has increased^[5].

Independent, ambulatory patients have poor functional results following HA compared to THA, particularly continued hip pain and a higher revision rate^[6,7]. Several investigators have used large administrative database analyses to track trends in the treatment of femoral neck fractures, with conflicting reports in the arthroplasty and trauma literature. While some studies report no significant change in the utilization of THA *vs* HA^[5,8,9], others report a recent increase in THA usage^[10,11].

Our study utilizes the Nationwide Inpatient Sample (NIS) database from 2005-2014 to see trends in THA *vs* HA for femoral neck fractures. Our goal was not only to calculate the general trend over the past 10 years, but also determine what other factors influence treatment decisions.

MATERIALS AND METHODS

NIS data from 2005 to 2014 was used. The NIS is a large all-payer database of data from the United States developed as part of the Healthcare Cost and Utilization Project by the Agency for Healthcare Research and Quality. Each NIS file comprises de-identified information from approximately eight million hospital records from about 1000 hospitals in 46 states, representing an approximate 20% sample of hospitals^[12]. National estimates may be calculated from the data using available weighting factors. For each patient record, 100 clinical and nonclinical data elements

are available including admission and discharge status, patient demographics, insurance type, hospital charges, length of stay (LOS), and hospital type in addition to diagnosis and procedural codes in International Classification of Disease-9th Revision-Clinical Modification (ICD-9-CM)^[13]. Recorded patient characteristics include gender, race, comorbidities and age. Given that the NIS database is sufficiently deidentified, this study was not subject to institutional review board review.

For our study, we identified record of patients who had transcervical femoral neck fractures (ICD-9-CM 820.0). We used ICD-9 codes to exclusively look at patients treated with THA (81.51) and HA (81.52). We excluded pathologic fractures due to oncologic etiology. Recorded Hospital characteristics were ownership (public, not-for-profit, or private investor-owned), teaching status, Urban or rural Location, and region (Northeast, Midwest, South, or West). We analyzed patient insurance type (Medicare, Medicaid, private, or self-pay), and charges during the stay.

Statistical analysis

Statistical analysis was performed using SPSS version 23 (IBM Corporation, Armonk, New York), specifically SPSS complex samples procedure to model the strata, clustering (hospitals), and weighting of the NIS sample design. Chi-square tests were utilized for categorical variables and *t* tests were employed for continuous variables. Categorical variables are presented as percentages and continuous variables as means. Yearly trends were analyzed using linear regression modeling. *P* values of less than 0.05 were interpreted as statistically significant.

RESULTS

Of the total 502060 patients who underwent arthroplasty for a femoral neck fracture, 51568 (10.3%) were THA. Between 2005 and 2014, the percentage of femoral neck fractures treated with THA rose from 8.3% to 13.7% (Figure 1). The HA group was generally less healthy, with higher rates of congestive heart failure (16.8% vs 11.0%, $P < 0.001$), chronic lung disease (21.6% vs 20.3%, $P = 0.004$), diabetes (17.0% vs 15.3%, $P < 0.001$), hypertension (69.0% vs 62.2%, $P < 0.001$), and renal failure (13.4% vs 9.6%, $P < 0.001$). (Table 1) Hemiarthroplasty patients were on average older (81.1 years vs 74.5 years, $P < 0.001$) (Figure 2). Private insurance accounted for a higher percentage of THA than HA (17.3% vs 7.4%, $P < 0.001$) (Table 2). THA has increased most in urban teaching hospitals (7.9% to 14.7%) relative to urban non-teaching (mean 11.1% vs 10.0%, OR = 1.05, $P = 0.002$) over the ten-year study period (Figure 3). The mean LOS was statistically different but clinically similar for HA (5.6 d vs 5.5 d, $P < 0.001$). While the mean LOS decreased over time for both groups, the rate of decline was significantly greater for the THA cases (decrease of 1.1 vs 0.7 d, $P < 0.0001$) (Figure 4). The mean charges (adjusted to 2014 dollars) were less for HA (\$49866 vs \$59826, $P < 0.0001$), however they increased steadily for both groups (Figure 5). Overall, HA had a higher in-hospital mortality rate (2.3% vs 1.4%, $P < 0.001$), however, after adjusting for age and comorbidities HA was not an independent risk factor for in-hospital mortality (OR = 0.998, $P = 0.94$). Multivariate analysis adjusting for demographics, comorbidities and age found private insurance (vs medicare) to be an independent predictor of being treated with THA (OR = 1.46, $P < 0.0001$).

DISCUSSION

In recent years, the incidence of femoral neck fractures has continued to decline, however the associated economic burden remains enormous^[14-17]. These fractures can be devastating to the patient and to the health care system because of the associated morbidity, mortality and cost^[18]. Displaced femoral neck fractures in the elderly are commonly treated with HA. However, recent studies have demonstrated that THA may have superior post-operative function, pain relief and lower re-operation rates when compared to HA in the setting of displaced femoral neck fractures^[6,7,19]. Despite these benefits, concerns for THA include longer operative time, increased surgical complexity, risk of postoperative dislocation, and higher initial cost^[18]. THA has become the preferred treatment for the healthier, higher demand elderly patient, meanwhile, HA is reserved for low-demand patients with significant comorbidities. Interestingly, despite increasing evidence in support of THA for geriatric femoral neck fractures, only recently has the literature demonstrated an increasing use of THA over HA^[6,7].

The present study found a statistically significant increase in the percentage of femoral neck fractures treated with THA in the United States between 2005 and 2014.

Table 1 Comparison of comorbidities between patients who underwent hemiarthroplasty and total hip arthroplasty for a femoral neck fracture between 2005 and 2014

	THA (%)	Hemi (%)	P value
AIDS	0.10	0.10	$P < 0.05$
History of alcohol	3.70	2.60	$P < 0.05$
History of drug use	1.00	0.50	$P < 0.05$
CHF	11.00	16.80	$P < 0.05$
Chronic lung disease	20.30	21.60	$P < 0.05$
Coagulopathy	6.50	6.40	NS
Depression	12.60	13.00	NS
Diabetes	15.30	17.00	$P < 0.05$
Hypertension	62.20	69.10	$P < 0.05$
Hypothyroid	17.10	19.10	$P < 0.05$
Obesity	4.50	2.30	$P < 0.05$
Renal disease	9.60	13.40	$P < 0.05$

AIDS: Acquired immunodeficiency syndrome; CHF: Congestive heart failure; NS: Not statistically significant; THA: Total hip arthroplasty.

These findings support recent registry-based studies from the United States^[19,20], Europe and Asia^[11,19,21]. We found that patients treated with HA had more comorbidities and were on average older than patients that underwent THA. The greater complexity and longer operative time associated with THA are some of the main reasons why HA is often preferred for sicker patients that may not be able to tolerate THA. Additionally, dislocation risk has been noted as a significant factor influencing the selection of HA *vs* THA in the elderly. Bekerom *et al*^[22] conducted a randomized control trial comparing patients aged 70 years and older that underwent HA *vs* THA for the treatment of femoral neck fractures and found a higher number of early and late dislocations in the THA group^[22]. Overall, with patients above 70 years, the decision to treat with HA is multifactorial and includes severity of comorbidities, surgeon experience and pre-operative level of activity. Unfortunately, these clinical variables cannot be studied using current national databases, thus warranting further investigation.

Interestingly, patients with private insurance were more likely to undergo THA than patients with Medicare even after adjusting for differences in patient demographics and comorbidities. THA may yield better functional results and lower reoperation rates compared to HA^[6,7,19]. However, given that THA incurs greater hospital costs than HA, the reasons for disparities between femoral neck fracture treatment options should be carefully examined. Notably, Schairer *et al*^[23] found that patients with private insurance or worker's compensation were more likely to undergo surgical management of isolated meniscal tears compared to payments with public or no insurance. However, these results contrast the findings of McGloston *et al*^[24] who found that rates of surgery of the upper extremity did not differ based on private *vs* public insurance. Further research should more clearly define the impact if any of patient insurance type on treatment choice for orthopedic procedures.

With regards to hospital type, the use of THA for femoral neck fractures significantly increased in urban teaching and non-teaching hospitals. The sharpest increase was noted in urban teaching hospitals; meanwhile, rural hospitals showed a more modest increase in THA utilization during the study period. These results may reflect both a higher number of new surgeons willing to change traditional management of elderly femoral neck fractures and an increased exposure to recent literature favoring THA in academic settings. It is plausible that surgeons in academic settings are more familiar with the most current orthopedic research. However, this is not likely to fully explain differences between teaching and non-teaching centers, so further research is warranted. Notably, previous research has indicated that patients undergoing orthopedic procedures at teaching hospitals experience higher hospital costs, rates of complications, mortality, and longer LOS compared to non-teaching hospitals^[25,26]. However, Silber *et al*^[27] found that undergoing orthopedic surgery at a teaching hospital was protective for preventing in-hospital mortality.

Length of hospital stay was shorter for the traumatic THA patients compared to HA patients. However, this difference was very small and may not be clinically significant. These findings may be consistent with a study of 82951 patients with

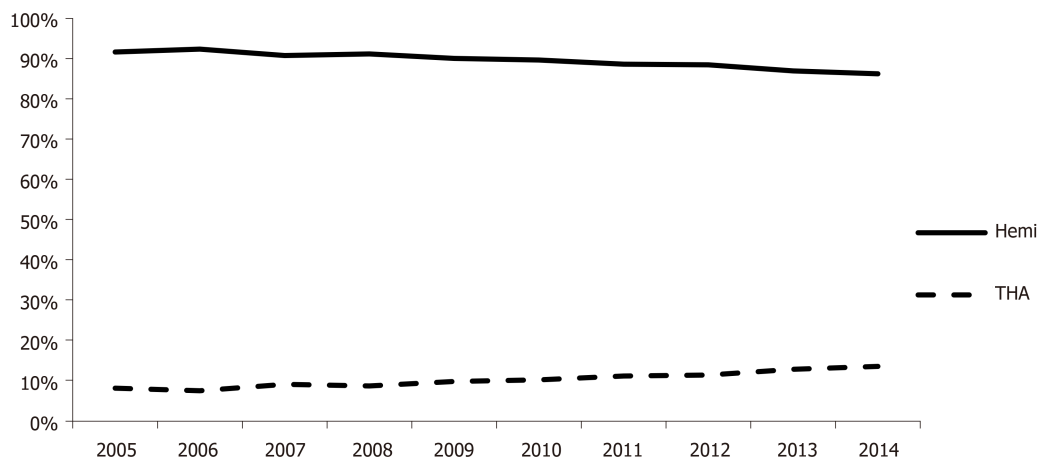


Figure 1 Percentage of hemiarthroplasty and total hip arthroplasty performed for femoral neck fractures between 2005 and 2014. Hemi: Hemiarthroplasty; THA: Total hip arthroplasty.

femoral neck fractures treated with either THA or HA that found no significant difference in LOS between the two groups^[28].

There is a paucity of literature evaluating the inpatient cost associated with treatment of displaced femoral neck fractures in the United States. Our study is unique in that it uses a large nationally representative database to compare total inpatient charges of femoral neck fractures in patients treated with either THA *vs* HA over a ten-year period. We found that both THA and HA in the setting of femoral neck fractures have been associated with gradually increasing charges. This is an interesting finding, as there has been a decrease in cost for elective THA noted during the same time period. The rise in the charges for traumatic THA may be secondary to an increase in implant costs and most importantly the inability to preoperatively prepare patients prior to surgery as compared to elective THA patients. Unfortunately, the database does not provide information regarding payments, so we are unable to make statements regarding the actual costs of care. Driving factors that explain the differences in traumatic THA *vs* elective THA costs warrants further investigation.

In-hospital mortality was not significantly higher in patients treated with a HA compared to THA when adjusted for comorbidities. These findings agree with a review article by Guyen^[29] that found mortality rates were similar when comparing THA with HA for the treatment of femoral neck fractures. Instead of type of implant, patient comorbidities likely play a much more significant role in mortality risk. The significance of comorbidities in this femoral neck fracture population was highlighted by Macaulay *et al*^[30] that found a 2.4 fold increase in risk of death for each additional comorbid condition. Furthermore, although the incidence of both HA and THA have steadily increased, mortality has not. This may suggest surgeons are successfully risk stratifying these patients, with THA being appropriately reserved for the healthier, lower risk patients.

There were limitations to our study that are inherent to database studies. The NIS is a database that relies on codes intended for billing; therefore, we were unable to obtain data on the severity of comorbidities, prior functional status or extent of fracture displacement. This data as these factors likely play a significant role in a surgeon's surgical preference independent of age or sex so the findings of our study should be interpreted with caution. Furthermore, the NIS database evaluates a single hospital admission during the index THA or HA surgeries so long-term follow up for complications, mortality, or conversion of THA to HA was not captured. Additionally, the NIS does not allow us to examine solely patients who underwent THA with the minimally invasive approach. Therefore, our patient population likely represents a more heterogeneous group.

Despite these limitations, our study indicated that THA is increasing being utilized in the treatment of displaced femoral neck fractures in the United States. We found that traumatic THA is increasing most notably in urban hospitals, is increasing in charges, and is associated with a shorter LOS. Hemiarthroplasty is associated with older patients with significant comorbidities.

Table 2 Comparison of demographics between patients who underwent hemiarthroplasty and total hip arthroplasty for a femoral neck fracture between 2005 and 2014

	THA (%)	Hemi (%)	P value
Female	69.60	72.70	$P < 0.05$
Race			
1: White	88.20	88.20	ns
2: Black	4.50	3.90	$P < 0.05$
3: Hispanic	3.70	4.40	$P < 0.05$
4: Asian/Pacific Island	1.00	1.40	$P < 0.05$
5: Native American	0.40	0.40	$P < 0.05$
6: Other	2.20	1.80	$P < 0.05$
Hospital type			
1: Rural	14.70	16.80	$P < 0.05$
2: Urban nonteaching	45.90	47.90	$P < 0.05$
3: Urban teaching	39.30	35.30	$P < 0.05$
Hospital region			
1: Northeast	19.40	19.20	NS
2: Midwest	23.10	23.60	NS
3: South	41.60	38.50	$P < 0.05$
4: West	15.90	18.70	$P < 0.05$
Payer type			
1: Medicare	74.90	88.50	$P < 0.05$
2: Medicaid	2.70	1.80	$P < 0.05$
3: Private	17.30	7.40	$P < 0.05$
4: Self-pay	2.00	0.80	$P < 0.05$
5: No charge	0.30	0.10	$P < 0.05$

NS: Not statistically significant; THA: Total hip arthroplasty.

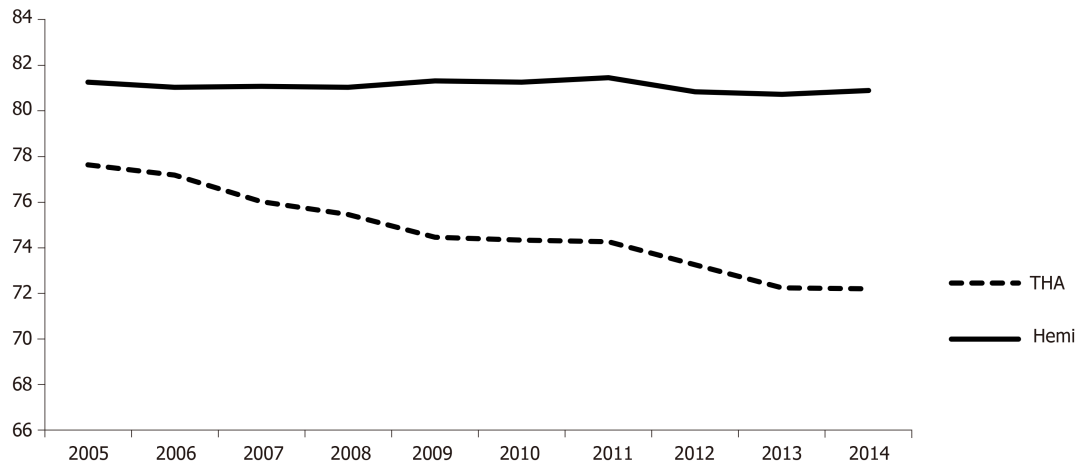


Figure 2 Age in years of hemiarthroplasty and total hip arthroplasty patients between 2005 and 2014. Hemiarthroplasty patients were on average older (81.1 years vs 74.5 years, $P < 0.001$). Hemi: Hemiarthroplasty; THA: Total hip arthroplasty.

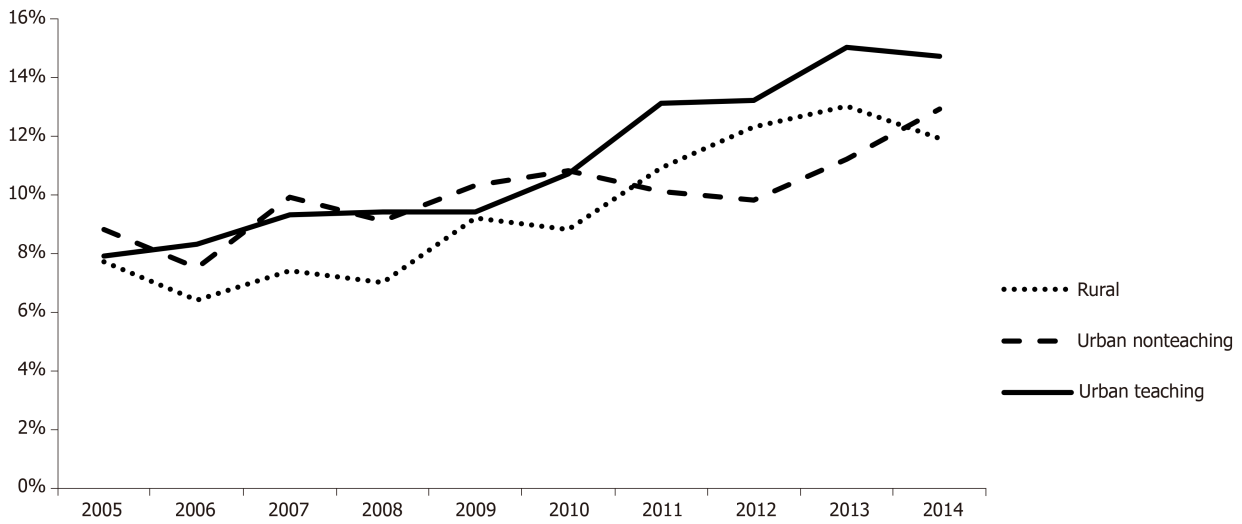


Figure 3 Percentage of total hip arthroplasty procedures performed for femoral neck fractures by hospital type (urban teaching hospitals, urban nonteaching, rural) between 2005 and 2014. Total hip arthroplasty has increased most in urban teaching hospitals (7.9% to 14.7%).

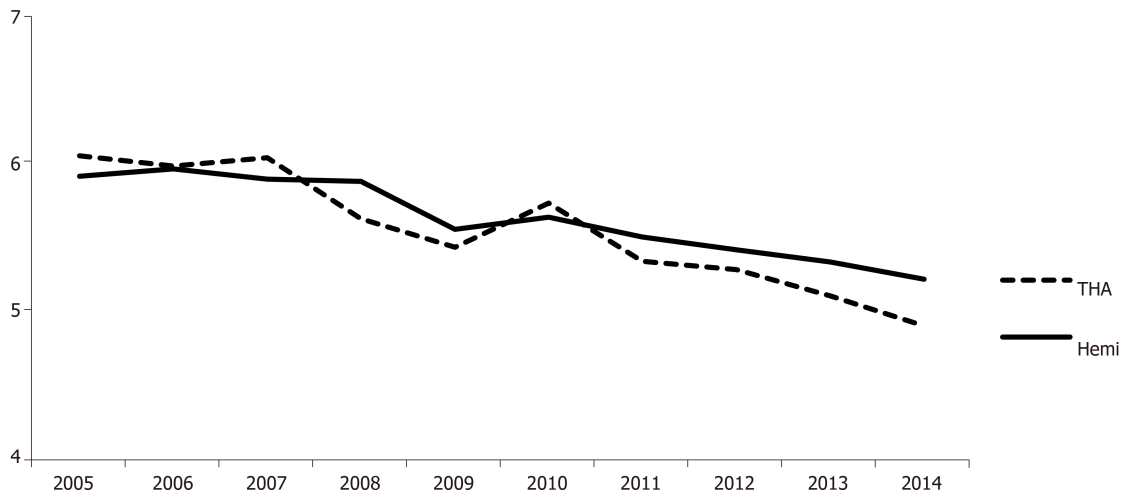


Figure 4 Length of stay in days of hemiarthroplasty and total hip arthroplasty patients between 2005 and 2014. While the mean length of stay decreased over time for both groups, the rate of decline was significantly greater for the Total hip arthroplasty cases. Hemi: Hemiarthroplasty; THA: Total hip arthroplasty.

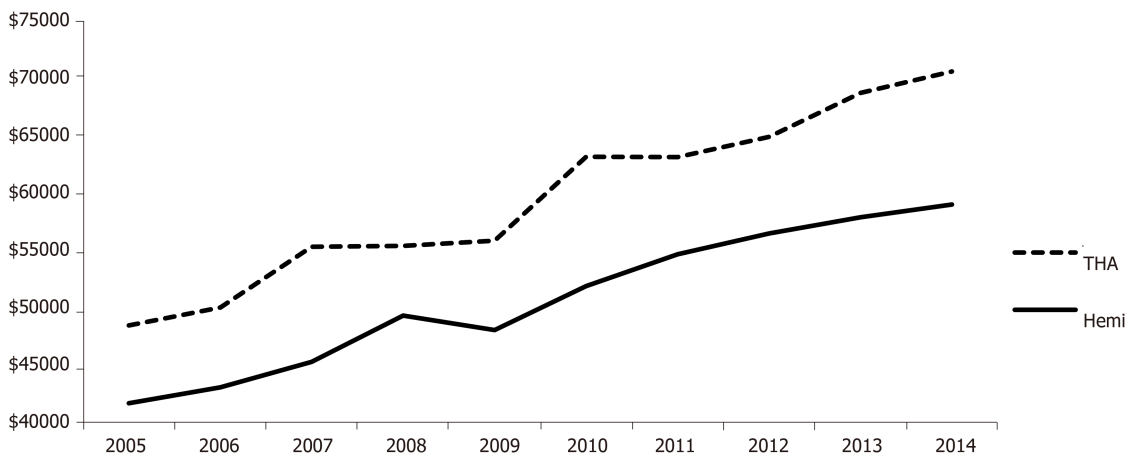


Figure 5 Mean charges (adjusted to 2014 United States dollars) for hemiarthroplasty and total hip arthroplasty patients between 2005 and 2014. The mean charges were less for HA (\$49866 vs \$59826, $P < 0.0001$), however they increased steadily for both groups. Hemi: Hemiarthroplasty; THA: Total hip arthroplasty.

ARTICLE HIGHLIGHTS

Research background

Femoral neck fractures despite decreasing steadily in incidence still represent a tremendous economic burden world-wide. Total hip arthroplasty (THA) is an increasingly utilized treatment for displaced femoral neck fractures especially for younger, healthier, ambulatory patients. Notably, multiple studies have demonstrated that THA has superior functional outcomes and results in less pain postoperative compared to hemiarthroplasty (HA).

Research motivation

The motivation for this research study was to further characterize factors associated with patients undergoing THA or HA following displaced femoral neck fracture. This was done in the hopes of better understanding which patients are more likely to undergo THA and what factors may predict adverse in this patient population.

Research objectives

The research objectives in this study was to assess the incidence of patients undergoing THA and HA after displaced femoral neck fracture in the United States. Furthermore, we explored whether hospital length of stay (LOS), discharge disposition, and cost differed between patients undergoing THA or HA.

Research methods

This was a retrospective study which utilized the Nationwide Inpatient Sample between 2010 and 2014. We identified patients undergoing THA and HA for femoral neck fractures using Ninth Edition diagnosis and procedure codes. Chi-square tests were used to compare categorical variables and *t* tests for continuous variables. Yearly trends were analyzed using linear regression modeling. *P* values less than 0.05 were considered statistically significant.

Research results

Of the total 502060 patients who were treated for femoral neck fracture in our study, 51568 (10.3%) underwent THA and the incidence of THA rose from 8.3% to 13.7%. Private insurance accounted for a higher percentage of THA than hemiarthroplasty. THA increased most in urban teaching hospitals relative to urban non-teaching hospitals. Mean LOS was longer for HA. The mean charges were less for HA, however charges decreased steadily for both groups. HA had a higher mortality rate, however, after adjusting for age and comorbidities HA was not an independent risk factor for mortality.

Research conclusions

Our study was consistent with previous research that the number of patients undergoing THA for femoral neck fractures has increased. Furthermore, we found that THA was more common in urban hospitals and in patients with private insurance. Both of these trends have been reported prior, however further research should better examine the etiology between these associations. We found no difference in mortality between patients undergoing HA and THA reflecting that mortality is more dependent on patient comorbidities than surgical technique.

Research perspectives

Future research most more closely examine the relationship between surgical choice of femoral neck fracture fixation and insurance type especially since we found increased cost for patients undergoing THA. Prospective studies are needed to effectively examine this research question. Additionally, randomized controlled studies are needed to better develop treatment algorithms to guide orthopedic surgeons on which patients may benefit most from THA compared to HA.

REFERENCES

- 1 **Sambrook P**, Cooper C. Osteoporosis. *Lancet* 2006; **367**: 2010-2018 [PMID: 16782492 DOI: 10.1016/S0140-6736(06)68891-0]
- 2 **Jain NB**, Losina E, Ward DM, Harris MB, Katz JN. Trends in surgical management of femoral neck fractures in the United States. *Clin Orthop Relat Res* 2008; **466**: 3116-3122 [PMID: 18648899 DOI: 10.1007/s11999-008-0392-3]
- 3 **Rogmark C**, Carlsson A, Johnell O, Sernbo I. A prospective randomised trial of internal fixation versus arthroplasty for displaced fractures of the neck of the femur. Functional outcome for 450 patients at two years. *J Bone Joint Surg Br* 2002; **84**: 183-188 [PMID: 11922358 DOI: 10.1302/0301-620x.84b2.11923]
- 4 **Chammout GK**, Mukka SS, Carlsson T, Neander GF, Stark AW, Skoldenberg OG. Total hip replacement versus open reduction and internal fixation of displaced femoral neck fractures: a randomized long-term follow-up study. *J Bone Joint Surg Am* 2012; **94**: 1921-1928 [PMID: 23014835 DOI: 10.2106/JBJS.K.01615]
- 5 **Kim SH**, Meehan JP, Lee MA. Surgical treatment of trochanteric and cervical hip fractures in the United States: 2000-2009. *J Arthroplasty* 2013; **28**: 1386-1390 [PMID: 23535286 DOI: 10.1016/j.arth.2012.09.007]
- 6 **Ravikumar KJ**, Marsh G. Internal fixation versus hemiarthroplasty versus total hip arthroplasty for displaced subcapital fractures of femur-13 year results of a prospective randomised study. *Injury* 2000; **31**: 793-797 [PMID: 11154750 DOI: 10.1016/s0020-1383(00)00125-x]
- 7 **Burgers PT**, Van Geene AR, Van den Bekerom MP, Van Lieshout EM, Blom B, Aleem IS, Bhandari M, Poolman RW. Total hip arthroplasty versus hemiarthroplasty for displaced femoral neck fractures in the

- healthy elderly: a meta-analysis and systematic review of randomized trials. *Int Orthop* 2012; **36**: 1549-1560 [PMID: 22623062 DOI: 10.1007/s00264-012-1569-7]
- 8 **Miller BJ**, Lu X, Cram P. The trends in treatment of femoral neck fractures in the Medicare population from 1991 to 2008. *J Bone Joint Surg Am* 2013; **95**: e132 [PMID: 24048563 DOI: 10.2106/JBJS.L.011163]
- 9 **Hochfelder JP**, Khatib ON, Glait SA, Slover JD. Femoral neck fractures in New York State. Is the rate of THA increasing, and do race or payer influence decision making? *J Orthop Trauma* 2014; **28**: 422-426 [PMID: 24343251 DOI: 10.1097/BOT.0000000000000037]
- 10 **Miller BJ**, Callaghan JJ, Cram P, Karam M, Marsh JL, Noiseux NO. Changing trends in the treatment of femoral neck fractures: a review of the american board of orthopaedic surgery database. *J Bone Joint Surg Am* 2014; **96**: e149 [PMID: 25187593 DOI: 10.2106/JBJS.M.01122]
- 11 **Hongisto MT**, Pihlajamäki H, Niemi S, Nuotio M, Kannus P, Mattila VM. Surgical procedures in femoral neck fractures in Finland: a nationwide study between 1998 and 2011. *Int Orthop* 2014; **38**: 1685-1690 [PMID: 24756458 DOI: 10.1007/s00264-014-2346-6]
- 12 **Agency Health Res Qual**. Healthcare Cost and Utilization Project (HCUP): 2010 Introduction to the Nationwide Inpatient Sample (NIS) 2010. Available from: <https://www.hcup-us.ahrq.gov/db/nation/nis/NISIntroduction2010.pdf>
- 13 **R Core Team**. R: A language and environment for statistical computing. R Foundation for Statistical Computing, Vienna, Austria, 2018. Available from: <https://www.R-project.org/>
- 14 **Brauer CA**, Coca-Perrillon M, Cutler DM, Rosen AB. Incidence and mortality of hip fractures in the United States. *JAMA* 2009; **302**: 1573-1579 [PMID: 19826027 DOI: 10.1001/jama.2009.1462]
- 15 **Johnell O**, Kanis JA. An estimate of the worldwide prevalence, mortality and disability associated with hip fracture. *Osteoporos Int* 2004; **15**: 897-902 [PMID: 15490120 DOI: 10.1007/s00198-004-1627-0]
- 16 **Burge R**, Dawson-Hughes B, Solomon DH, Wong JB, King A, Tosteson A. Incidence and economic burden of osteoporosis-related fractures in the United States, 2005-2025. *J Bone Miner Res* 2007; **22**: 465-475 [PMID: 17144789 DOI: 10.1359/jbmr.061113]
- 17 **Braithwaite RS**, Col NF, Wong JB. Estimating hip fracture morbidity, mortality and costs. *J Am Geriatr Soc* 2003; **51**: 364-370 [PMID: 12588580 DOI: 10.1046/j.1532-5415.2003.51110.x]
- 18 **Schmidt AH**, Leighton R, Parvizi J, Sems A, Berry DJ. Optimal arthroplasty for femoral neck fractures: is total hip arthroplasty the answer? *J Orthop Trauma* 2009; **23**: 428-433 [PMID: 19550230 DOI: 10.1097/BOT.0b013e3181761490]
- 19 **Bishop J**, Yang A, Githens M, Sox AH. Evaluation of Contemporary Trends in Femoral Neck Fracture Management Reveals Discrepancies in Treatment. *Geriatr Orthop Surg Rehabil* 2016; **7**: 135-141 [PMID: 27551571 DOI: 10.1177/2151458516658328]
- 20 **Woon CYL**, Moretti VM, Schwartz BE, Goldberg BA. Total Hip Arthroplasty and Hemiarthroplasty: US National Trends in the Treatment of Femoral Neck Fractures. *Am J Orthop (Belle Mead NJ)* 2017; **46**: E474-E478 [PMID: 29309466]
- 21 **Lee YK**, Ha YC, Park C, Koo KH. Trends of surgical treatment in femoral neck fracture: a nationwide study based on claim registry. *J Arthroplasty* 2013; **28**: 1839-1841 [PMID: 23523212 DOI: 10.1016/j.arth.2013.01.015]
- 22 **van den Bekerom MP**, Hilverdink EF, Sierevelt IN, Reuling EM, Schnater JM, Bonke H, Goslings JC, van Dijk CN, Raaymakers EL. A comparison of hemiarthroplasty with total hip replacement for displaced intracapsular fracture of the femoral neck: a randomised controlled multicentre trial in patients aged 70 years and over. *J Bone Joint Surg Br* 2010; **92**: 1422-1428 [PMID: 20884982 DOI: 10.1302/0301-620X.92B10.24899]
- 23 **Schairer WW**, Nwachukwu BU, Lyman S, Allen AA. Race and Insurance Status Are Associated With Surgical Management of Isolated Meniscus Tears. *Arthroscopy* 2018; **34**: 2677-2682 [PMID: 30173808 DOI: 10.1016/j.arthro.2018.04.020]
- 24 **McGlaston TJ**, Kim DW, Schrodel P, Deangelis JP, Ramappa AJ. Few insurance-based differences in upper extremity elective surgery rates after healthcare reform. *Clin Orthop Relat Res* 2012; **470**: 1917-1924 [PMID: 22451335 DOI: 10.1007/s11999-012-2305-8]
- 25 **Anderson KL**, Koval KJ, Spratt KF. Hip fracture outcome: is there a "July effect"? *Am J Orthop (Belle Mead NJ)* 2009; **38**: 606-611 [PMID: 20145785]
- 26 **Fineberg SJ**, Oglesby M, Patel AA, Pelton MA, Singh K. Outcomes of cervical spine surgery in teaching and non-teaching hospitals. *Spine (Phila Pa 1976)* 2013; **38**: 1089-1096 [PMID: 23446765 DOI: 10.1097/BRS.0b013e31828da26d]
- 27 **Silber JH**, Rosenbaum PR, Romano PS, Rosen AK, Wang Y, Teng Y, Halenar MJ, Even-Shoshan O, Volpp KG. Hospital teaching intensity, patient race, and surgical outcomes. *Arch Surg* 2009; **144**: 113-20; discussion 121 [PMID: 19221321 DOI: 10.1001/archsurg.2008.569]
- 28 **Voskuijl T**, Neuhaus V, Kinaci A, Vrahas M, Ring D. In-Hospital Outcomes after Hemiarthroplasty versus Total Hip Arthroplasty for Isolated Femoral Neck Fractures. *Arch Bone Jt Surg* 2014; **2**: 151-156 [PMID: 25386574]
- 29 **Guyen O**. Hemiarthroplasty or total hip arthroplasty in recent femoral neck fractures? *Orthop Traumatol Surg Res* 2019; **105**: S95-S101 [PMID: 30449680 DOI: 10.1016/j.otsr.2018.04.034]
- 30 **Macaulay W**, Nellans KW, Garvin KL, Iorio R, Healy WL, Rosenwasser MP; other members of the DFACTO Consortium. Prospective randomized clinical trial comparing hemiarthroplasty to total hip arthroplasty in the treatment of displaced femoral neck fractures: winner of the Dorr Award. *J Arthroplasty* 2008; **23**: 2-8 [PMID: 18722297 DOI: 10.1016/j.arth.2008.05.013]



Published By Baishideng Publishing Group Inc
7041 Koll Center Parkway, Suite 160, Pleasanton, CA 94566, USA
Telephone: +1-925-2238242
E-mail: bpgoffice@wjgnet.com
Help Desk: <https://www.f6publishing.com/helpdesk>
<https://www.wjgnet.com>

