



Cite this: *Chem. Sci.*, 2019, 10, 9586

All publication charges for this article have been paid for by the Royal Society of Chemistry

Received 2nd August 2019
Accepted 24th August 2019

DOI: 10.1039/c9sc03843d

rsc.li/chemical-science

A mild catalytic synthesis of 2-oxazolines via oxetane ring-opening: rapid access to a diverse family of natural products†

Hai Huang,^{‡a} Wen Yang,^{‡b} Zuliang Chen,^{‡b} Zengwei Lai^b and Jianwei Sun^{*ab}

A new catalytic protocol for the expedient synthesis of oxazolines from oxetanes is disclosed. This mild process complements the conventional oxazoline synthesis based on non-catalytic cyclization of β -hydroxy or unsaturated amides. It is also a new addition to the reactivity profile of oxetanes leading to heterocycles. In the presence of $\text{In}(\text{OTf})_3$, various 3-amido oxetanes underwent smooth intramolecular cyclization to form the corresponding 2-oxazolines, including some valuable oxazoline-based bidentate ligands. This protocol also provides rapid access to various natural products and antibacterial molecules.

2-Oxazoline is a privileged heterocycle with broad applications.^{1–3} It is not only an important subunit and pharmacophore of numerous natural products and bioactive molecules (e.g., compounds I–V, Fig. 1),¹ but also a versatile functional group in organic synthesis. For example, oxazoline-based ligands, such as Box and PyBox (e.g., VI–VII), have been used as ligands in a wide range of metal-catalyzed reactions.² Moreover, oxazoline has also been utilized in various other capacities, including protective group, directing group, and synthetic auxiliary.³ Owing to these important applications, the development of efficient approaches

for oxazoline synthesis has been a constant pursuit in organic synthesis.^{4–6} Among the various known methods, the conventional approaches based on cyclization of β -hydroxy or unsaturated amides still remain as the most straightforward and frequently adopted methods (Scheme 1a).^{4,5} While these approaches have been taken for granted for decades, it is worth noting that they typically suffer from the use of either strong conditions (e.g., heating) or stoichiometric amounts of corrosive reagents (such as DAST and oxidants), which inevitably lead to extra operational cost or stoichiometric waste generation. In this context, the development of new mild catalytic approaches remains in high demand.

Oxetanes have played an important role in medicinal chemistry and organic synthesis.^{7,8} As a family of readily available synthetic building blocks, they are known precursors to various heterocycles, even in catalytic asymmetric fashion.^{7,8} However, compared with their three-membered ring homologues, oxiranes (epoxides), their synthetic capability has not

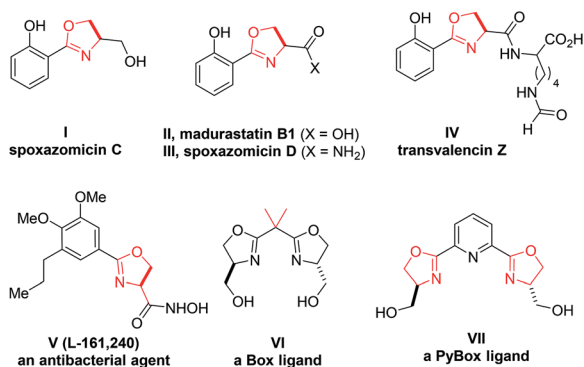


Fig. 1 Selected useful molecules containing a 2-oxazoline motif.

^aJiangsu Key Laboratory of Advanced Catalytic Materials & Technology, School of Petrochemical Engineering, Changzhou University, Changzhou 213164, China. E-mail: sunjw@ust.hk

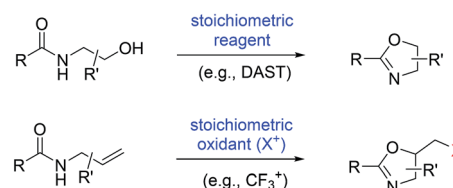
^bDepartment of Chemistry and Shenzhen Research Institute, The Hong Kong University of Science and Technology, Clear Water Bay, Kowloon, Hong Kong SAR, China

† Electronic supplementary information (ESI) available. CCDC 1908430 and 1908431. For ESI and crystallographic data in CIF or other electronic format see DOI: 10.1039/c9sc03843d

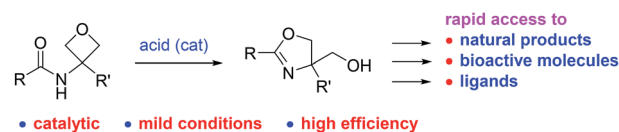
‡ These authors contributed equally to this work.

a) Conventional approaches: from β -hydroxy or unsaturated amides

Limitations: stoichiometric reagents or strong conditions



b) This work: from readily available 3-amido oxetanes



Scheme 1 Synthesis of 2-oxazolines: conventional approaches and our design.



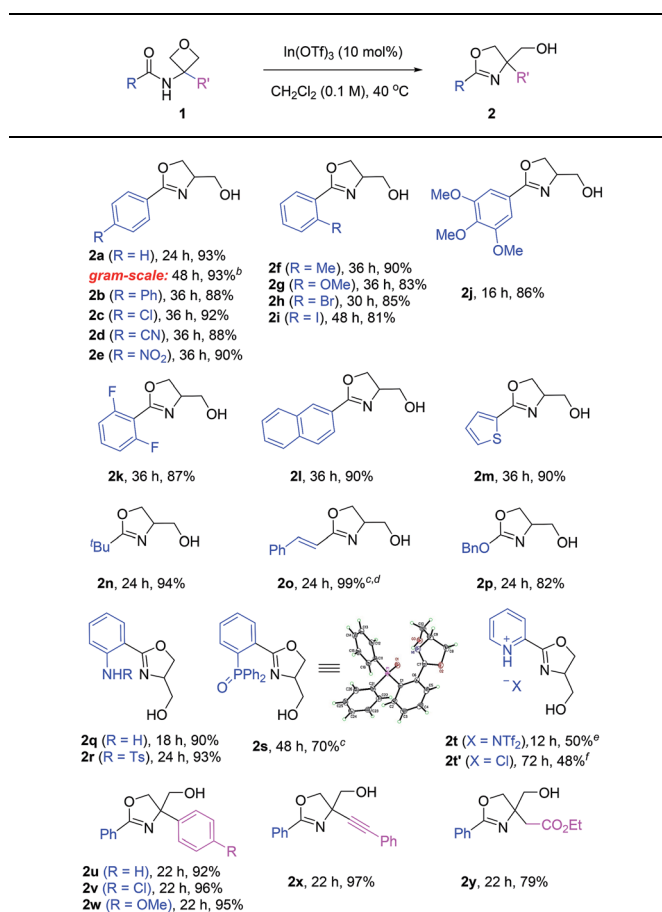
been fully explored. As our continued interest in oxetane chemistry,^{8e-i} herein we describe a new mild catalytic protocol for the efficient synthesis of oxazolines from oxetanes enabling rapid access to a diverse family of natural products.

We envisioned that, upon suitable activation by acid, oxetanes bearing a 3-amido group would be expected to undergo intramolecular oxetane ring-opening and concomitantly cyclize to form an oxazoline ring (Scheme 1b). If successful, the oxazolines generated in this process are naturally decorated with a hydroxymethyl group at the 4-position. The presence of this substituent perfectly matches those important molecules and ligands (shown in Fig. 1 and Scheme 2, *vide infra*), thereby providing expedient access to them (either directly or within a couple of steps). Moreover, such a process can be catalytic in principle, thus complementing the conventional approaches.

We started our study with model substrate **1a**, which was obtained by acylation of commercially available 3-amino oxetane. To activate the oxetane motif, we evaluated various oxophilic Lewis acids (Table 1, entries 1–6). Although most of them showed catalytic activity toward the desired product **2a**, Sc(OTf)₃ and In(OTf)₃ exhibited much higher catalytic efficiency, with the latter being slightly better (entries 1–2). Thus, in the presence of 10 mol% of In(OTf)₃, the reaction of **1a** in toluene proceeded smoothly at room temperature to form oxazoline **2a** in 75% yield (entry 2). In contrast, Brønsted acids, such as TsOH and HNTf₂, showed extremely low catalytic turnover (entries 7–8). Next, different solvents were compared with In(OTf)₃ as the optimal catalyst (entries 9–12). While polar and protic solvents, such as MeCN and MeOH, led to low reactivity, DCM could improve the reaction efficiency (86% yield, entry 12). Finally, at 40 °C, the reaction time could be shortened to 24 h and the yield could be further improved to 93% (entry 13).

With the above optimal conditions, we next examined the generality of this protocol. As shown in Table 2, a wide array of 3-

amido oxetanes with different electronic properties participated in this mild intramolecular cyclization process to form the corresponding 2-oxazolines with high efficiency. Both aromatic and aliphatic amides were suitable substrates. Moreover, α,β -unsaturated amides and carbamates could also react to form the desired oxazolines with vinylic and alkoxy substituents at the 2-position, respectively (*e.g.*, **2o-p**). This cyclization was not sensitive to steric hindrance on the amide functionality (**2n**). Heterocycles could also be incorporated into the products. Furthermore, given the versatility of oxazolines as ligands, we also evaluated the possibility for the synthesis of bidentate ligands. For example, with free and protected amino groups and phosphine oxide in close proximity, the corresponding oxazolines (**2q-s**) could still be formed with good efficiency, although the latter case required slightly higher temperature. The structure of **2s** was confirmed by X-ray crystallography. In contrast, it is worth mentioning that In(OTf)₃ failed to catalyze the reaction of pyridine-incorporated substrate **1t**, presumably due to competing binding of the pyridine motif to In(OTf)₃, thus leading to catalyst deactivation. Nevertheless, after further optimization with (super)stoichiometric amounts of acids, such as HNTf₂ and HCl, the desired oxazoline products (**2t**

Table 2 Reaction scope^a

^a Reaction scale: oxetane **1** (0.50 mmol), In(OTf)₃ (10 mol%), CH₂Cl₂ (5.0 mL); isolated yield. ^b Run with 5 mol% of In(OTf)₃. ^c Run in DCE solvent at 60 °C. ^d Run with 20 mol% of In(OTf)₃. ^e Run with HNTf₂ (1 equiv.) in place of In(OTf)₃. ^f Run with HCl (2.5 equiv., 4 M solution in MeOH) in place of In(OTf)₃.

Table 1 Evaluation of reaction conditions

Entry	Catalyst	Solvent	Yield ^a (%)
1	Sc(OTf) ₃	Toluene	70
2	In(OTf) ₃	Toluene	75
3	Zn(OTf) ₃	Toluene	46
4	AlCl ₃	Toluene	20
5	TMSOTf	Toluene	20
6	BF ₃ ·OEt ₂	Toluene	51
7	TsOH·H ₂ O	Toluene	15
8	HNTf ₂	Toluene	16
9	In(OTf) ₃	MeCN	45
10	In(OTf) ₃	MeOH	60
11	In(OTf) ₃	THF	69
12	In(OTf) ₃	CH ₂ Cl ₂	86
13 ^{b,c}	In(OTf) ₃	CH ₂ Cl ₂	93

^a Yield was determined by ¹H NMR analysis of the crude mixture with CH₂Br₂ as an internal standard. ^b Run at 40 °C. ^c Run for 24 h.



and **2t'**) could be successfully obtained as pyridinium salts. Finally, 3,3-disubstituted oxetanes could also react to provide 4,4-disubstituted oxazolines (**2u–2y**). Overall, this mild protocol could tolerate a wide range of functional groups, including ether, nitro, nitrile, aryl halide, amine, ester, alkene, and alkyne groups. The robustness of this protocol was also demonstrated by a highly efficient gram-scale reaction of **2a**. It is notable that, compared to the antibacterial natural product spoxazomicin C (shown in Fig. 1), these oxazoline products should also have antibacterial activity and could be directly used for “structure–activity relationship” (SAR) studies, further highlighting the synthetic efficiency of this reaction.

Next, we evaluated the ability of this protocol in the synthesis of bis(oxazoline) compounds, in view of their proven superior synthetic utility as bidentate ligands. As shown in Table 3, various bis(oxazoline) products **4** with different linkers could be synthesized *via* double cyclization of the bis(amide) substrates **3**. Among them, **4b** and **4d** were obtained in their enantioenriched forms as the bis(amide) substrates were grafted on enantiopure chiral backbones. It is worth noting that **4a** and **4b**

were obtained as a single isomer.⁹ While we do not have a clear explanation at this point, it is presumably because the spatial orientation of the initially formed oxazoline unit has certain influence on the subsequent ring formation. Since products **4b–d** are known superior bidentate ligands that can bind metals, In(OTf)₃ proved less effective than HNTf₂.¹⁰ It is worth noting that, depending on the optical purity of the linker, these products could be formed in enantiopure form and directly used as chiral ligands (*vide infra*).

By changing the amide unit to thioamide, we were able to further extend this approach to the synthesis of 2-thiazoline ring, another important heterocycle in natural products, medicinal chemistry, and organic synthesis.¹¹ While thioamide **5** was found to be unstable, we managed to generate it *in situ* from 2-((phenylcarbonothioyl)thio)acetic acid and 3-amino-oxetane. Subsequent treatment with HNTf₂ without purification of thioamide **5** afforded the desired 2-thiazoline **6** in 73% yield over two steps (eqn (1)).

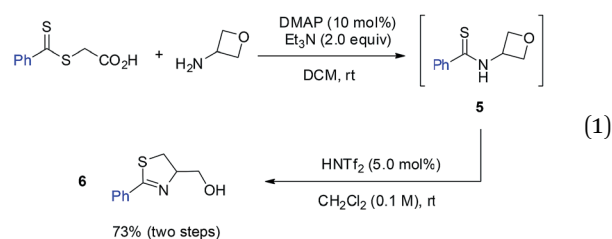
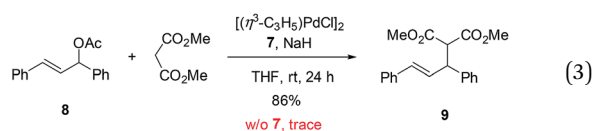
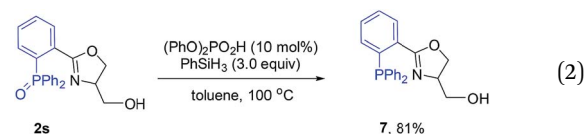
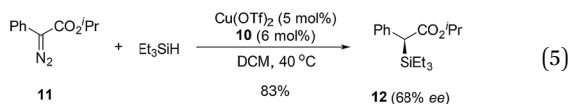
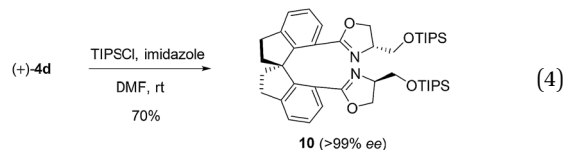


Table 3 Synthesis of bis(oxazoline) compounds

Entry	3	4	Conditions / Results
1			In(OTf) ₃ (10 mol%), 72 h 50% single isomer
2			HNTf ₂ (1.0 equiv) 44% single isomer
3			HNTf ₂ (1.0 equiv) 95%, dr = 1:1
4			HNTf ₂ (1.0 equiv) 89% (x/y = 1:1)

To further demonstrate the utility of this reaction, the oxazoline products were employed as ligands for synthesis. For example, a P,N-ligand **7** could be obtained after simple reduction of the phosphine oxide **2s** (eqn (2)). With this ligand, palladium-catalyzed allylic substitution of **8** by malonate proceeded efficiently to form product **9** in 86% yield (eqn (3)).¹² In contrast, without ligand, trace product was formed. In another example, the enantiopure spirocyclic bis(oxazoline) product **4d** was protected and then used as a chiral ligand for asymmetric carbene insertion to the Si–H bond of triethylsilane (eqn (4) and (5)). Without condition optimization, the α -silyl ester **12** was formed in 83% yield and 68% ee.¹³ Further optimization to tune other reaction parameters might be able to improve the outcome.





Finally, the power of this protocol was further proved by rapid access to various natural products (Scheme 2). For example, natural product (±)-spoxazomicin C (**13**)^{1a} could be directly obtained *via* the standard cyclization of amide **1z**. Next, a simple oxidation step delivered the corresponding acid **14**, another natural product (±)-madurastatin B1.^{1b} Further transformation to amide in the presence of NH₄HCO₃ gave another natural product (±)-spoxazomicin D in 83% yield.^{1b} Moreover, acid **14** is a known precursor to other natural products, including transvalencin Z,^{1c-d} brasilibactin A,¹⁴ and mycobactin S,¹⁵ and a potential intermediate toward oxachelin C,^{1b} thereby representing an expedient formal synthesis of these natural molecules. These natural products exhibit interesting antibacterial or antimicrobial activities. Our reaction not only provided a uniquely effective pathway for their collective synthesis, but also allowed easy modification of these structures for medicinal studies.

In summary, we have developed a new catalytic protocol for the expedient synthesis of oxazolines from oxetanes. It represents not only a powerful complement to the conventional

oxazoline synthetic strategies based on non-catalytic cyclization of β-hydroxy or unsaturated amides, but also a new expansion to the reactivity profile of oxetanes, particularly for the synthesis of heterocycles. The suitable choice of a superior Lewis acid catalyst In(OTf)₃ allowed a wide range of readily available 3-amido oxetanes to cyclize efficiently to form the corresponding oxazolines under mild conditions. This protocol is also amenable to the synthesis of various bidentate ligands, including those bis(oxazoline) compounds with proved utility. Moreover, the obtained products, typically bearing a pendant 4-hydroxymethyl substituent, perfectly match the structures of a diverse family of natural products and antibacterial molecules. Ongoing studies to extend this process to its catalytic asymmetric variant is underway.¹⁶

Conflicts of interest

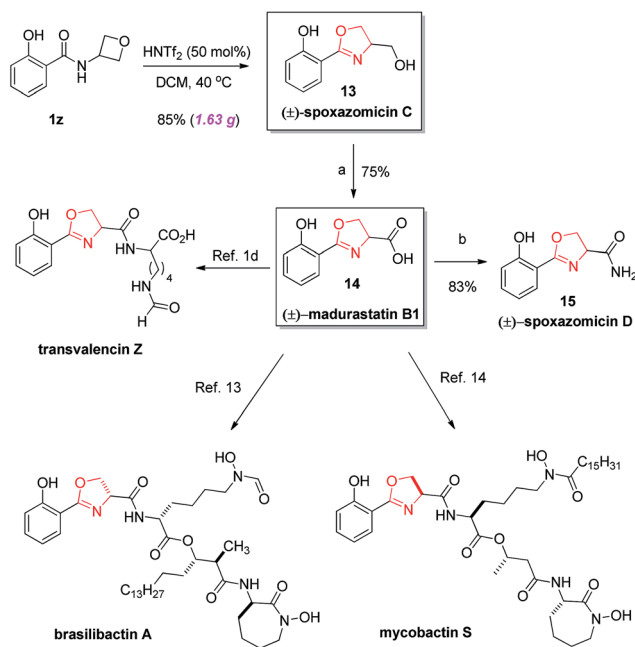
There are no conflicts to declare.

Acknowledgements

Financial support was provided by National Natural Science Foundation of China (21572192, 21490570), Hong Kong RGC (16302617, 16302318), Shenzhen Science and Technology Innovation Committee (JCYJ20170818113708560) and Jiangsu specially appointed professors program. We thank Jianlei Wu for experimental assistance.

References

- (a) Y. Inahashi, M. Iwatsuki, A. Ishiyama, M. Namatame, A. Nishihara-Tsukashima, A. Matsumoto, T. Hirose, T. Sunazuka, H. Yamada, K. Otoguro, Y. Takahashi, S. Omura and K. Shiomi, *J. Antibiot.*, 2011, **64**, 303–307; (b) K. A. Shaaban, M. A. Saunders, Y. Zhang, T. Tran, S. I. Elshahawi, L. V. Ponomareva, X. Wang, J. Zhang, G. C. Copley, M. Sunkara, M. K. Kharel, A. J. Morris, J. C. Hower, M. S. Tremblay, M. A. Prendergast and J. S. Thorson, *J. Nat. Prod.*, 2017, **80**, 2–11; (c) A. Mukai, T. Fukai, Y. matsumoto, J. Ishikawa, Y. Hoshino, K. Yazawa, K.-i. Harada and Y. Mikami, *J. Antibiot.*, 2006, **59**, 366–369; (d) K. M. Nelson, C. E. Salomon and C. C. Aldrich, *J. Nat. Prod.*, 2012, **75**, 1037–1043; (e) H. R. Onishi, B. A. Pelak, L. S. Gercken, L. L. Silver, F. M. Kahan, M.-H. Chen, A. A. Patchett, S. M. Galloway, S. A. Hyland, M. S. Anderson and C. R. H. Raetz, *Science*, 1996, **274**, 980–982.
- For recent reviews on oxazolines in organic synthesis, particularly as ligands: (a) G. C. Hargaden and P. J. Guiry, *Chem. Rev.*, 2009, **109**, 2505–2550; (b) G. Desimoni, G. Faita and K. A. Jørgensen, *Chem. Rev.*, 2011, **111**, PR284–PR437; (c) L. Wang, J. Zhou and Y. Tang, *Chin. J. Chem.*, 2018, **36**, 1123–1129; (d) G. Yang and W. Zhang, *Chem. Soc. Rev.*, 2018, **47**, 1783–1810. For an example of using PyBox VII as an optimal ligand, see: (e) K. Zhang, L.-Q. Lu, S. Yao, J.-R. Chen, D.-Q. Shi and W.-J. Xiao, *J. Am. Chem. Soc.*, 2017, **139**, 12847–12852.



Scheme 2 Rapid (formal) synthesis of diverse natural products. (a) CrO₃, H₅IO₆, CH₃CN, rt, 30 min, 75%; (b) NH₄HCO₃, (Boc)₂O, pyridine, CH₃CN, rt, 22 h, 83%.



- 3 Selected other utilities in organic synthesis: (a) K. M. Nakafuku, S. C. Fosu and D. A. Nagib, *J. Am. Chem. Soc.*, 2018, **140**, 11202–11205; (b) C. M. Byrne, T. L. Church, J. W. Kramer and G. W. Coates, *Angew. Chem., Int. Ed.*, 2008, **47**, 3979–3983; (c) K. Chen, Z.-W. Li, P.-X. Shen, H.-W. Zhao and Z.-J. Shi, *Chem.–Eur. J.*, 2015, **21**, 7389–7393; (d) M. Shang, M.-M. Wang, T. G. Saint-Denis, M.-H. Li, H.-X. Dai and J.-Q. Yu, *Angew. Chem., Int. Ed.*, 2017, **56**, 5317–5321.
- 4 Selected examples from β -hydroxyamides, which typically need stoichiometric reagents (like DAST) and/or strong conditions (like heating): (a) G. Burrell, J. M. Evans, G. E. Jones and G. Stemp, *Tetrahedron Lett.*, 1990, **31**, 3649–3652; (b) A. J. Phillips, Y. Uto, P. Wipf, M. J. Reno and D. R. Williams, *Org. Lett.*, 2000, **2**, 1165–1168; (c) S.-L. You and J. W. Kelly, *Chem.–Eur. J.*, 2004, **10**, 71–75; (d) S. Thiede, P. R. Wosniok, D. Herkommer, A.-C. Schulz-Fincke, M. Gütschow and D. Menche, *Org. Lett.*, 2016, **18**, 3964–3967; (e) X. Li, J. Taechalerpaisarn, D. Xin and K. Burgess, *Org. Lett.*, 2015, **17**, 632–635.
- 5 Selected examples from β -unsaturated amides (with stoichiometric oxidant): (a) Q.-H. Deng, J.-R. Chen, Q. Wei, Q.-Q. Zhao, L.-Q. Lu and W.-J. Xiao, *Chem. Commun.*, 2015, **51**, 3537–3540; (b) G.-Q. Liu, C.-H. Yang and Y.-M. Li, *J. Org. Chem.*, 2015, **80**, 11339–11350; (c) A. Gilbert, X. Bertrand and J.-F. Paquin, *Org. Lett.*, 2018, **20**, 7257–7260; (d) J. D. Haupt, M. Berger and S. R. Waldvogel, *Org. Lett.*, 2019, **21**, 242–245.
- 6 For examples of other approaches: (a) P.-L. Shao, J.-Y. Liao, Y. A. Ho and Y. Zhao, *Angew. Chem., Int. Ed.*, 2014, **53**, 5435–5439; (b) A.-J. Cai, Y. Zheng and J.-A. Ma, *Chem. Commun.*, 2015, **51**, 8946–8949; (c) M. Punk, C. Merkley, K. Kennedy and J. B. Morgan, *ACS Catal.*, 2016, **6**, 4694–4698; (d) H. Wang, J. Zhang, J. Tan, L. Xin, Y. Li, S. Zhang and K. Xu, *Org. Lett.*, 2018, **20**, 2505–2508; (e) H. Luo, Z. Yang, W. Lin, Y. Zheng and S. Ma, *Chem. Sci.*, 2018, **9**, 1964–1969; (f) F. Wu, N.-E. Alom, J. P. Ariyaratna, J. Naß and W. Li, *Angew. Chem., Int. Ed.*, 2019, **58**, 11676–11680.
- 7 For leading reviews on oxetanes in medicinal chemistry and organic synthesis: (a) J. A. Burkhard, G. Wuitschik, M. Rogers-Evans, K. Müller and E. M. Carreira, *Angew. Chem., Int. Ed.*, 2010, **49**, 9052–9067; (b) D. J. Mack and J. T. Njardarson, *ACS Catal.*, 2013, **3**, 272–286; (c) Z. Wang, Z. Chen and J. Sun, *Org. Biomol. Chem.*, 2014, **12**, 6028–6032; (d) C. A. Malapit and A. R. Howell, *J. Org. Chem.*, 2015, **80**, 8489–8495; (e) J. A. Bull, R. A. Croft, O. A. Davis, R. Doran and K. F. Morgan, *Chem. Rev.*, 2016, **116**, 12150–12233.
- 8 For recent examples on the synthesis of heterocycles from oxetanes: (a) J. A. Burkhard, B. H. Tchitchanov and E. M. Carreira, *Angew. Chem., Int. Ed.*, 2011, **50**, 5379–5382; (b) B. Guo, G. Schwarzwalder and J. T. Njardarson, *Angew. Chem., Int. Ed.*, 2012, **51**, 5675–5678; (c) S. A. Ruider, S. Müller and E. M. Carreira, *Angew. Chem., Int. Ed.*, 2013, **52**, 11908–11911; (d) A. R. White, R. A. Kozlowski, S.-C. Tsai and C. D. Vanderwal, *Angew. Chem., Int. Ed.*, 2017, **56**, 10525–10529 For our efforts: (e) W. Zhao, Z. Wang and J. Sun, *Angew. Chem., Int. Ed.*, 2012, **51**, 6209–6213; (f) Z. Chen, B. Wang, Z. Wang, G. Zhu and J. Sun, *Angew. Chem., Int. Ed.*, 2013, **52**, 2027–2031; (g) Z. Wang, Z. Chen and J. Sun, *Angew. Chem., Int. Ed.*, 2013, **52**, 6685–6688; (h) W. Yang and J. Sun, *Angew. Chem., Int. Ed.*, 2016, **55**, 1868–1871; (i) W. Yang, Z. Wang and J. Sun, *Angew. Chem., Int. Ed.*, 2016, **55**, 6954–6958.
- 9 The relative stereochemistry of the products **4** was based on analysis of their molecular symmetry derived from the NMR spectra. See the ESI† for more details.
- 10 W. Zhao and J. Sun, *Chem. Rev.*, 2018, **118**, 10349–10392.
- 11 A.-C. Gaumont, M. Gulea and J. Levillain, *Chem. Rev.*, 2009, **109**, 1371–1401.
- 12 H. Ait-Haddou, O. Hoarau, D. Cramaillyre, F. Pezet, J. C. Daran and G. G. A. Balavoine, *Chem.–Eur. J.*, 2004, **10**, 699–707.
- 13 Y.-Z. Zhang, S.-F. Zhu, L.-X. Wang and Q.-L. Zhou, *Angew. Chem., Int. Ed.*, 2008, **47**, 8496–8498.
- 14 J. M. Mitchell and J. T. Shaw, *Org. Lett.*, 2007, **9**, 1679–1681.
- 15 J. Hu and M. J. Miller, *J. Am. Chem. Soc.*, 1997, **119**, 3462–3468.
- 16 Simple extension of the current catalytic system together with a chiral ligand led to low enantioselectivity.

