


Adjuvant statin therapy for oesophageal adenocarcinoma: the STAT-ROC feasibility study

L. Alexandre¹ , A. B. Clark¹, S. Walton², M. P. Lewis³, B. Kumar³, E. C. Cheong³, H. Warren⁴, S. S. Kadiramanathan⁵, S. L. Parsons⁶, S. M. Dresner⁷, E. Sims¹, M. Jones¹, M. Hammond¹, M. Flather¹, Y. K. Loke¹, A. M. Swart¹ and A. R. Hart¹

¹Norwich Medical School, University of East Anglia, and ²Cancer Research Team and ³Department of General Surgery, Norfolk and Norwich University Hospital NHS Foundation Trust, Norwich, ⁴Department of General Surgery, Queen Elizabeth Hospital, King's Lynn, ⁵Department of General Surgery, Broomfield Hospital, Mid Essex Hospital Services NHS Trust, Chelmsford, ⁶Department of Surgery, Nottingham City Hospital, Nottingham University Hospitals NHS Trust, Nottingham, and ⁷Department of General Surgery, James Cook University Hospital, Middlesbrough, UK
Correspondence to: Dr L. Alexandre, Floor 2, Bob Champion Research and Educational Building, James Watson Road, University of East Anglia, Norwich Research Park, Norwich NR4 7UQ, UK (e-mail: leo.alexandre@uea.ac.uk)

Background: Statins inhibit proliferative signalling in oesophageal adenocarcinoma (OAC) and their use is associated with better survival in observational studies. The present study was undertaken to examine the feasibility of assessing adjuvant statin therapy in patients with operable OAC in a phase III RCT.

Methods: For this multicentre, double-blind, parallel-group, randomized, placebo-controlled feasibility trial, adults with OAC (including Siewert I–II lesions) who had undergone oesophagectomy were centrally allocated (1 : 1) to simvastatin 40 mg or matching placebo by block randomization, stratified by centre. Participants, clinicians and investigators were blinded to treatment allocation. Patients received treatment for up to 1 year. Feasibility outcomes were recruitment, retention, drug absorption, adherence, safety, quality of life, generalizability and survival.

Results: A total of 120 patients were assessed for eligibility at four centres, of whom 32 (26.7 per cent) were randomized, 16 in each group. Seven patients withdrew. Participants allocated to simvastatin had lower low-density lipoprotein cholesterol levels by 3 months (adjusted mean difference -0.83 (95 per cent c.i. -1.4 to -0.22) mmol/l; $P = 0.009$). Median adherence to medication was greater than 90 per cent between 3 and 12 months' follow-up. Adverse events were similar between the groups. Quality-of-life data were complete for 98.3 per cent of questionnaire items. Cardiovascular disease, diabetes and aspirin use were more prevalent in the non-randomized group, whereas tumour site, stage and grade were similar between groups. Survival estimates were imprecise.

Conclusion: This RCT supports the conduct and informs the design considerations for a future phase III trial of adjuvant statin therapy in patients with OAC. Registration number: ISRCTN98060456 (www.isrctn.com).

Funding information

National Institute of Health Research, DRF-2013-06-115
Norwich gastroenterology and surgical departmental research funds

Presented to the British Society of Gastroenterology Annual Meeting, Manchester, UK, June 2017

Paper accepted 22 October 2019

Published online 14 December 2019 in Wiley Online Library (www.bjsopen.com). DOI: 10.1002/bjs5.50239

Introduction

Oesophageal adenocarcinoma (OAC) is an aggressive malignancy with a poor prognosis¹. Approximately 40 per cent of patients with OAC are treated with curative intent by oesophagectomy², with or without perioperative chemotherapy or chemoradiotherapy³. Despite these high-risk interventions², the 5-year survival rate

is still only 30 per cent⁴, with mortality attributable mainly to recurrent disease⁵. Currently, there are no longer-term evidence-based interventions after curative surgical resection to prevent cancer recurrence and reduce mortality.

There is growing experimental and observational evidence that statins (3-hydroxy-3-methylglutaryl coenzyme A reductase inhibitors) could be effective agents in the

adjuvant setting⁶. Preclinical studies^{7–10} have demonstrated antiproliferative, proapoptotic and antimetastatic effects of statins in OAC. Gain-of-function mutations in *p53*, the most commonly mutated gene in OAC¹¹, have been shown to upregulate transcription of mevalonate pathway enzymes that sustain malignant proliferation^{12,13}, suggesting that this pathway may be a therapeutic target. A recent systematic review¹⁴ of observational studies, which included 95 cohorts with over a million patients with cancer at numerous primary sites, demonstrated that statin use after diagnosis was associated with significant reductions in all-cause mortality (pooled hazard ratio (HR) 0.65, 95 per cent c.i. 0.60 to 0.72). Large independent population-based cohort studies^{15–17} of patients with OAC demonstrated that postdiagnostic statin use was associated with significant reductions in all-cause and oesophageal cancer-specific mortality. Importantly, the association remains robust when accounting for cancer stage, immortal-time bias and reverse-causation bias.

Malignant recurrence of OAC occurs despite careful exclusion of overt disseminated disease at diagnosis with preoperative staging modalities, implying the presence of subclinical micrometastatic cancer at the time of oesophagectomy¹⁸. This group of patients has been selected to investigate the adjuvant effects of statins as they have minimal disease burden, yet substantial risk of recurrent disease¹⁹. Statins represent attractive adjuvant agents to investigate in this setting as they are easily administered, inexpensive and well tolerated, with an excellent safety profile^{20–23}. To establish the efficacy of statins as adjuvant agents for OAC, a definitive phase III RCT is required. However, uncertainties exist surrounding its feasibility and conduct, particularly in the context of investigating a repurposed drug for an adjuvant indication. The aim of this study was to determine the feasibility of a phase III RCT of adjuvant statin therapy in patients following oesophagectomy for OAC. The objectives were to determine: recruitment and retention rates; generalizability of randomized to non-randomized patients; drug absorption; treatment adherence; a preliminary safety profile of simvastatin in this patient population; completion rates of questionnaires and exploratory comparisons of quality of life; and to estimate treatment efficacy on disease-free and overall survival.

Methods

This feasibility study is reported in accordance with the extension to the CONSORT 2010 statement for randomized pilot and feasibility trials²⁴. The final study protocol is available on request. Ethical approval was received from National Research Ethics Service Committee South

Central, Oxford B (reference 14/SC/0247). The trial received Medicines and Healthcare products Regulatory Agency approval (reference 13630/005/001-0002). The trial was registered with the European Clinical Trials Database (EudraCT number 2014-001318-24) and the ISRCTN registry (ISRCTN98060456).

Trial design and participants

The STATin therapy in the prevention of post-operative Recurrence of Oesophageal adenoCarcinoma (STAT-ROC) feasibility study is a multicentre, double-blind, parallel-group, randomized, placebo-controlled trial of the feasibility of assessing adjuvant statin therapy in a phase III trial. An amendment to the protocol was approved to ensure recruitment was sufficient to meet the minimum target of 24 patients and improve study generalizability. The study was allowed to expand from one to four sites, and to extend recruitment from 31 October 2015 to 31 July 2016. Given that the recruitment period was extended and the date for the end of the trial fixed (31 October 2016), follow-up was truncated for participants recruited after 1 November 2015, which enabled at least 3 months' follow-up to determine drug absorption.

Adults with OAC (including adenocarcinoma of the gastro-oesophageal junction, Siewert I–II lesions) due to undergo curative resection were eligible. Patients were excluded if they were already prescribed a statin or had a contraindication to statin therapy. The eligibility criteria are listed in full in *Table S1* (supporting information).

Randomization and masking

Patients were assigned randomly to receive simvastatin 40 mg or matched placebo in a 1 : 1 ratio. A computer-generated randomization code (generated by Ipswich Pharmacy Manufacturing Unit) was used to randomize participants in blocks of four to six, stratified by site. The randomization code stipulated the treatment allocation according to a sequentially ordered four-digit subject number. Identical sealed medication bottles were labelled individually with corresponding subject numbers to preserve allocation concealment. Participants were allocated a subject number sequentially in the order they passed the baseline assessment. An interactive web response system, with password access limited to registered investigators, allocated the subject numbers serially to recruited patients. To preserve blinding, Ipswich Pharmacy Manufacturing Unit produced identical active and placebo capsules. Blood samples to measure low-density lipoprotein (LDL) cholesterol were frozen and analysed after completion

of the trial. Participants, their healthcare providers, data collectors and outcome adjudicators were all blinded to treatment allocation.

Procedures

Participants were identified at local upper gastrointestinal cancer multidisciplinary team meetings at each site. During the recruitment period, a retrospective pseudoanonymous review of all patients with OAC due to undergo curative surgery (regardless of any exclusion criteria present) was conducted. This generated a reference population against which generalizability was assessed for the randomized study population.

Potentially eligible patients were approached to consider participation in the preoperative period during an outpatient clinic appointment with their surgeon or oncologist. They were issued an invitation letter and a participant information sheet. A member of the research team saw them at a screening visit before surgery, which usually coincided with the day of their preoperative assessment. During this visit, participants were screened to determine eligibility, informed written consent was obtained, clinical data were collected, blood was taken for tests for safety (thyroid function tests, liver function tests (LFTs), creatine kinase and creatinine estimation) and research (LDL cholesterol)⁵, quality-of-life questionnaires (European Organisation for Research and Treatment of Cancer (EORTC) QLQ-C30 and disease-specific oesophagogastric QLQ-OG25 module questionnaires) were completed, and feasibility study acceptance/declined questionnaires (as appropriate) were completed. The research team wrote to the patient's general practitioner to confirm whether they were due to be prescribed a statin.

Randomization took place for consenting participants who satisfied the screening and eligibility assessments, and who were due to be discharged after surgery. Participants were prescribed trial medication once-daily to start from the date of discharge.

Participants were followed up at 3, 6, 9 and 12 months after discharge. Follow-up assessments were scheduled to coincide with hospital appointments as part of the participant's usual care. Follow-up visits included: confirmation of any clinical contraindication to receiving trial medication; assessment of adverse events; drug safety assessments (LFTs at 3 and 12 months, and creatine kinase estimation if muscle symptoms developed and the trial medication was considered likely to be causal); quality-of-life questionnaires (as above); pill counts; blood tests for non-fasting LDL cholesterol levels; medical notes review to determine disease outcomes, including cancer recurrence; physical examination for evidence of recurrence if not

already diagnosed; and dispensing of trial drugs at 3, 6 and 9 months from discharge after surgery. Participants received trial medication for up to 1 year.

The trial steering and safety committees were consulted every 6 months for the duration of the trial.

Statistical analysis

A statistical analysis plan was finalized and approved by the trial steering committee before blinding was broken and analysis undertaken. The analyst was blind to group allocation until analysis was complete. All eight outcomes were viewed with equal primacy.

Recruitment

Recruitment was defined as the randomization of a trial participant. Three aspects of recruitment were calculated: the proportion of participants randomized from all those who were assessed for eligibility (the denominator was those with OAC due to have surgery); the proportion of participants randomized from those who met all eligibility criteria (except for whether or not they were willing to consent); and the number of participants randomized per month per centre.

Retention

Retention was defined as the date of withdrawal, which included both complete withdrawal from the trial and withdrawal of treatment but still undergoing active follow-up, censored for recurrence or death. Kaplan–Meier survival curves were plotted for the randomized population and by treatment group. Differences between groups were determined with the log rank test.

Absorption

The primary outcome was change in non-fasting LDL cholesterol at 3 months after discharge, adjusted for LDL cholesterol measured at screening in the intention-to-treat (ITT) population. Adjusted and unadjusted mean differences in LDL cholesterol, measured between treatment groups for 3–12 months, were tabulated. Unadjusted comparisons were made using Student's *t*-test, and adjusted comparisons were conducted using analysis of co-variance (ANCOVA). Sensitivity analyses using the method above were repeated for the per-protocol population, defined for this outcome as participants who adhered to least 80 per cent of dispensed medications in the preceding 3 months.

Generalizability

Demographic and clinical characteristics were compared between randomized and non-randomized patients

assessed for eligibility (who otherwise met the inclusion criteria). Categorical data were compared using the χ^2 test or Fisher's exact test as appropriate, and continuous data using the two-sample *t* test or Mann–Whitney *U* test as dictated by the distribution.

Adherence

Adherence was defined as the proportion of medication consumed in the 3 months preceding the research visit (determined using pill counts as the actual number consumed divided by the expected number consumed (days elapsed between previous dispensation and subsequent visit)). Adequate adherence was defined as administration of at least 80 per cent of trial medication in this 3-month period. Estimates for adherence exceeding 105 per cent for the preceding 3 months were considered implausible and ignored (as were estimates for subsequent visits that were reliant on these).

Safety

All reported adverse events were summarized according to treatment received and tabulated with frequencies (for the number of individuals with 1 or more adverse events) according to category of adverse event and worst grade experienced using Common Terminology Criteria for Adverse Events v4.0²⁵. Safety analyses were restricted to the trial population that successfully administered at least one dose of trial medication. To address a protocol violation, whereby a patient allocated to placebo was dispensed simvastatin in error at 6 months, their safety data were contributed to both groups (the placebo group until the violation, and the simvastatin group thereafter).

Quality of life

Compliance for completing quality-of-life questionnaire items was tabulated for each study visit. Items on both the EORTC QLQ-C30 and QLQ-OG25 were scored and scaled, and missing values imputed in line with the EORTC manual²⁶. Differences in mean scores between groups were adjusted for values observed at screening using ANCOVA.

Exploratory survival comparisons

Overall survival was defined as time elapsed from discharge from hospital to death from any cause. Disease-free survival was defined as the time elapsed from discharge to the first time point at which recurrence or death occurred. Kaplan–Meier survival curves with Cox proportional hazards modelling compared treatment groups. All analyses were performed with STATA® version 13 (StataCorp, College Station, Texas, USA).

Sample size

A sample size of 24 was the minimum recruitment target for the trial (gains in the precision of the mean difference for outcomes measured on a continuous scale for participants randomized in a 1 : 1 ratio are small above this number) and was expected to satisfy assessment of feasibility outcomes measured on a continuous scale²⁷. A sample of 22 participants (11 per arm) had 80 per cent power at the 5 per cent level to detect a difference of 1 mmol/l in LDL cholesterol concentration, assuming a standard deviation of 0.8²⁸.

Results

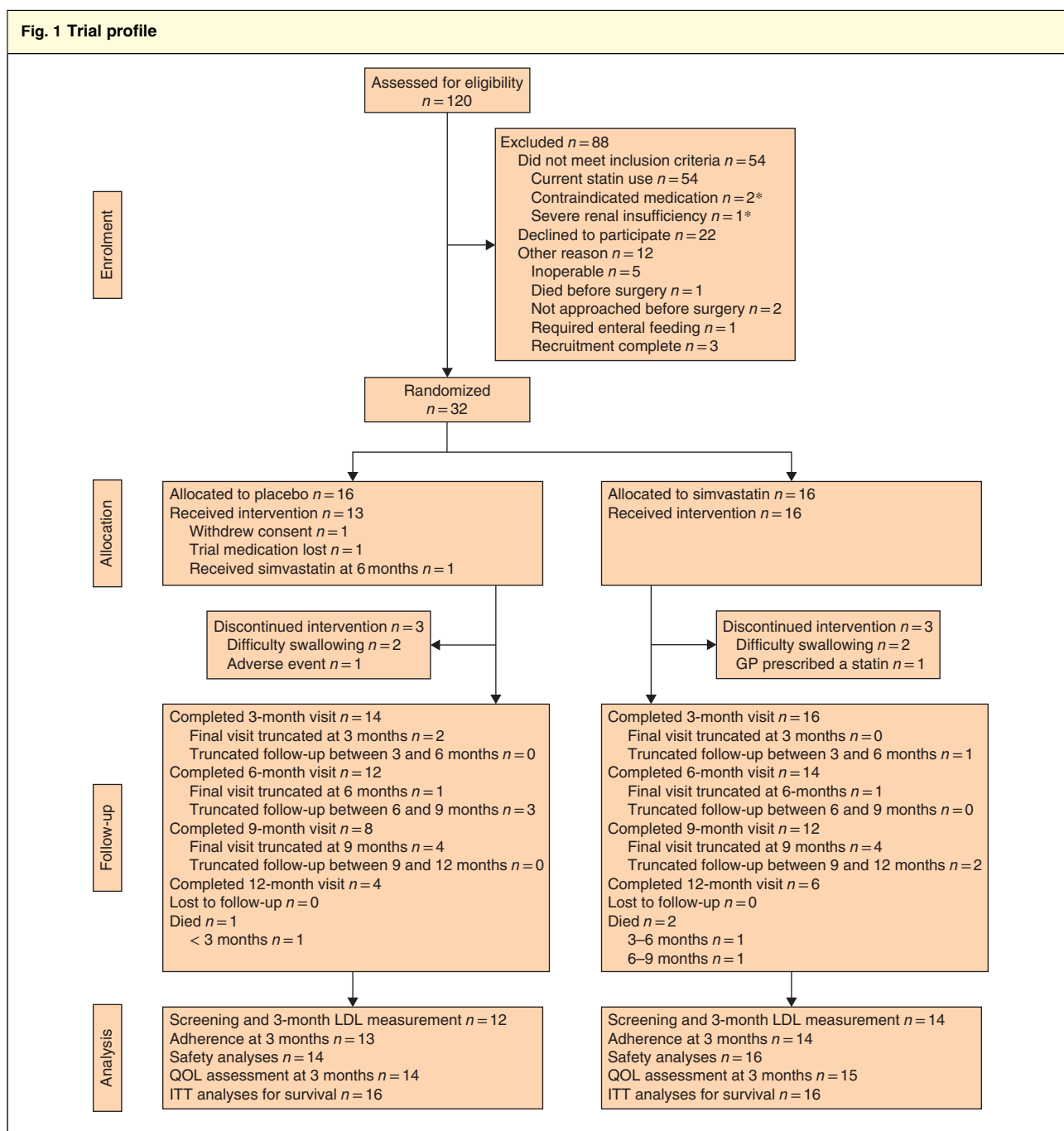
Between 21 October 2014 and 22 July 2016, 120 patients with OAC who were due to undergo potentially curative surgery in four UK oesophagogastric centres (Norwich, Chelmsford, Nottingham and Middlesbrough) were assessed for eligibility (*Fig. 1*). In total 88 were excluded, of whom 54 were ineligible as they were current statin users. Of the 120 patients assessed for eligibility, 32 (26.7 (95 per cent c.i. 19.0 to 35.5) per cent) were randomized equally to simvastatin or placebo. The proportion of participants randomized from those who met all eligibility criteria (except whether or not they were willing to consent) was 59 (45.0 to 72.4) per cent (32 of 54). Of the three sites that randomized patients, the recruitment rates (per month) in descending order were 1.31 (95 per cent c.i. 0.49 to 2.79), 1.16 (0.73 to 1.76) and 0.54 (0.18 to 1.24), and the cumulative recruitment rate (per month) for these sites was 3.01 (2.59 to 3.48).

Baseline characteristics

Participant characteristics were generally well balanced between treatment groups (*Table 1*). Mean(s.d.) age was 62.7(12.3) years in the placebo group and 66.6(8.7) years in the simvastatin group. Thirteen participants in the placebo group and 12 in the simvastatin group were men. Fifteen patients in each treatment group received neoadjuvant chemotherapy. The majority of patients in both groups received trial medication on the day they were randomized.

Retention

Retention did not differ between treatment groups ($P = 0.630$, log rank test). In total, seven patients withdrew from the trial: four reported difficulty swallowing the trial medication, one withdrew consent, one was prescribed a non-trial statin during follow-up by their general



*In addition to being current statin users, three patients also met the other exclusion criteria listed. GP, general practitioner; LDL, low-density lipoprotein; QOL, quality of life; ITT, intention to treat.

practitioner, and one developed transaminitis (Fig. 2a,b; Table S2, supporting information). Aside from two withdrawals between 3 and 6 months, all other withdrawals happened within 27 days of randomization. The overall annual rate of withdrawal per person was 0.36 (95 per cent

c.i. 0.17 to 0.76). The highest rate was observed in the first 3 months (0.74, 0.31 to 1.77), before falling between 3 and 6 months to 0.36 (0.09 to 1.46); thereafter there were no further losses to follow-up (Table S3, supporting information).

Table 1 Baseline characteristics of randomized participants

	Placebo (n = 16)	Simvastatin (n = 16)
Age at randomization (years)*	62.7(12.3)	66.6(8.7)
Time from diagnosis to randomization (days)*	153.4(31.8)	155(40.8)
Time from randomization to receiving trial medication (days)	0 (0–1)	0 (0–0)
Sex ratio (M : F)	13 : 3	12 : 4
Smoking status		
Current smoker	1	2
Ex-smoker	10	11
Never smoked	5	3
BMI (kg/m ²)*	26.2(4.1)	26.6(4.7)
Co-morbid condition		
Cardiovascular	0	1
Diabetes	0	0
Charlson co-morbidity index†		
0	15	14
1	1	2
Perioperative aspirin use	0	0
ECOG performance status		
0	16	13
1	0	2
2	0	1
LDL cholesterol (mmol/l)*	3.51(0.89)	3.73(0.92)
Tumour site		
Oesophagus	7	5
Siewert I	2	4
Siewert II	7	7
Tumour grade		
Gx	2	1
G1	0	0
G2	5	8
G3	9	6
G4	0	1
cT category		
2	0	1
3	16	12
4	0	1
4a	0	2
cN category		
0	2	5
1	9	6
2	4	4
3	1	1
Neoadjuvant chemotherapy		
Yes	15	15
No	1	1
Preoperative radiotherapy		
Yes	0	1
No	16	15

Table 1 Continued

	Placebo (n = 16)	Simvastatin (n = 16)
Oesophagectomy		
Open	4	2
Hybrid	9	10
Minimally invasive	3	4
Lymph node yield	26 (19–42)	22 (25–35)
Positive lymph nodes	1.5 (0–4.5)	1 (0–3)
Vascular invasion		
Yes	9	5
No	7	11
Margin status		
R1	4	3
R0	12	13
Postoperative length of stay (days)	10 (6–13)	9 (6–12)
Any postoperative in-hospital complication	7	6
Global quality-of-life score*‡	68(20)	73(10)

Values in parentheses are interquartile ranges unless indicated otherwise; *values are mean(s.d.). †Modified Charlson co-morbidity index (excludes solid tumours). ‡A high score suggests a high level of functioning. ECOG, Eastern Cooperative Oncology Group; LDL, low-density lipoprotein.

Generalizability

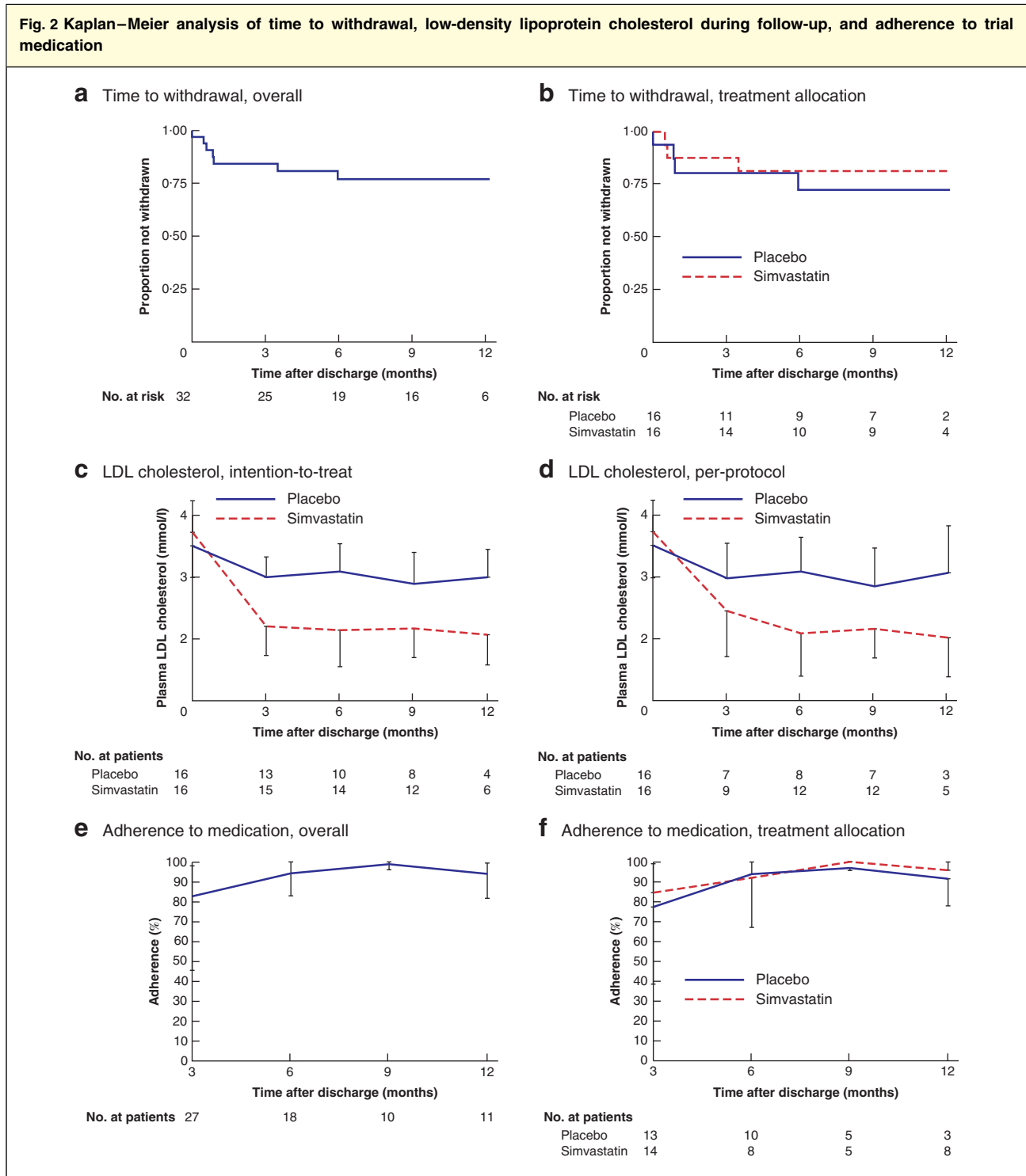
No significant differences were found between non-randomized and randomized patient populations for age at diagnosis, sex, smoking status, BMI, tumour site, tumour grade, clinical stage or preoperative radiotherapy (Table S4, supporting information). As expected, there were significant differences between treatment groups for cardiovascular disease, diabetes and aspirin use, which were all more prevalent in the non-randomized group. Furthermore, a significantly higher proportion in the randomized group had better performance status, and underwent neoadjuvant chemotherapy.

Absorption

Compared with placebo users, patients allocated to simvastatin had a significantly lower mean difference in LDL cholesterol by 3 months, adjusted for values at screening (0.83 (95 per cent c.i. –1.40 to 0.22) mmol/l; $P = 0.009$) (Table 2 and Fig. 2c,d), equivalent to a 27.6 per cent proportionate reduction. Similar reductions in LDL cholesterol persisted for the maximum duration of follow-up (12 months).

Adherence

Overall adherence was lowest in the first 3 months of treatment (median adherence 83 (i.q.r. 45–98) per cent) before



a,b Time to withdrawal overall (**a**) and according to treatment allocation (**b**). **c,d** Mean plasma low-density lipoprotein (LDL) cholesterol levels during follow-up according to treatment allocation for intention-to-treat (**c**) and per-protocol (**d**) populations. Half error bars span from the mean to the upper or lower limit of the 95 per cent confidence interval. **e,f** Median percentage adherence to trial medication overall (**e**) and according to treatment allocation (**f**), calculated at each trial visit for the preceding 3 months. Half error bars span from the median to the upper or lower limit of the interquartile range.

Table 2 Comparison of non-fasting plasma low-density lipoprotein cholesterol by treatment group

	Placebo		Simvastatin		Unadjusted mean difference	P‡	Adjusted mean difference†	P‡
	n	LDL (mmol/l)*	n	LDL (mmol/l)*				
Intention-to-treat								
3-month visit	13	3.00(0.54)	15	2.20(0.85)	-0.80 (-1.36 to -0.24)	0.007	-0.83 (-1.40 to -0.22)	0.009
6-month visit	10	3.09(0.63)	14	2.14(1.01)	-0.95 (-1.71 to -0.20)	0.016	-1.23 (-1.85 to -0.40)	0.004
9-month visit	8	2.89(0.61)	12	2.17(0.74)	-0.72 (-1.39 to -0.05)	0.036	-0.79 (-1.47 to -0.11)	0.025
12-month visit	4	3.00(0.28)	6	2.07(0.47)	-0.93 (-1.54 to -0.33)	0.008	-0.99 (-1.58 to -0.40)	0.007
Per-protocol								
3-month visit	7	3.00(0.60)	9	2.46(0.96)	-0.53 (-1.42 to 0.36)	0.224	-0.49 (-1.47 to 0.49)	0.300
6-month visit	8	3.09(0.66)	12	2.09(1.09)	-1.00 (-1.91 to -0.09)	0.034	-1.16 (-2.01 to -0.32)	0.010
9-month visit	7	2.86(0.66)	12	2.17(0.74)	-0.69 (-1.41 to 0.03)	0.058	-0.74 (-1.47 to -0.00)	0.049
12-month visit	3	3.07(0.31)	5	2.02(0.51)	-1.05 (-1.85 to -0.24)	0.019	-1.16 (-1.96 to -0.35)	0.016

Values in parentheses are 95 per cent confidence intervals unless indicated otherwise; *values are mean(s.d.). Analysis by ANCOVA. †Adjusted for screening values. A negative difference implies that patients taking simvastatin have a lower low-density lipoprotein (LDL) cholesterol level than those on placebo. ‡Student's *t*-test and ¶ calculated by ANCOVA.

Table 3 Adherence to trial medication during follow-up

	Placebo	Simvastatin	Overall
3-month visit			
No. of patients	13	14	27
No. with adherence ≥ 80%	6	8	14
Adherence (%)*	77 (38–98)	85 (63–99)	83 (45–98)
6-month visit			
No. of patients	10	8	18
No. with adherence ≥ 80%	8	6	14
Adherence (%)*	94 (90–100)	92 (67–99)	94 (83–100)
9-month visit			
No. of patients	5	5	10
No. with adherence ≥ 80%	5	5	10
Adherence (%)*	97 (96–99)	100 (99–100)	99 (96–100)
12-month visit			
No. of patients	3	5	8
No. with adherence ≥ 80%	2	4	6
Adherence (%)*	92 (78–98)	96 (85–100)	94 (82–99)

*Median (i.q.r.) percentage adherence to at least 80 per cent of trial medication in the preceding 3 months. No implausible values for adherence (greater than 105 per cent) were observed at 3 months. Values from three patients were ignored at 6 months (and thereafter), values from five patients were ignored at 9 months (and thereafter) and none were ignored at 12 months.

improving at subsequent visits at 6 months (median 94 (83–100) per cent), 9 months (median 99 (96–100) per cent) and 12 months (median 94 (82–99) per cent) (Table 3 and Fig. 2e,f). Adherence was similar between the two groups.

Safety

There were 108 individual adverse events affecting 27 participants (Table 4; Table S5, supporting information).

In total 20 (18.5 per cent) were serious adverse events (13 in the placebo and 7 in the simvastatin arm). There were no suspected serious adverse reactions or suspected unexpected serious adverse reactions. Before unblinding, of all individual adverse events 94 were assessed as unrelated to the trial medication, 12 were assessed as unlikely to be related, and two were assessed to be possibly related (grade 3 transaminitis, which was subsequently downgraded to grade 2 in the same patient, who had been allocated placebo). There were similar proportions and severity grading of individual adverse events in each group.

Quality of life

Overall completion of questionnaire items was 98.3 per cent (6278 of 6385); thus, 107 values (1.7 per cent) were imputed. Overall, adjusted differences between groups for QLQ-C30 function scores and QLQ-OG25 symptoms scales were small (Table S6, Figs S1 and S2, supporting information).

Survival

During 22.9 person-years of follow-up, four participants developed distal recurrent disease (2 in each group); of these, three patients died (1 in the placebo and 2 in the simvastatin group). Median overall and disease-free survival were not reached. There was no significant difference between groups for overall (HR 1.56, 95 per cent c.i. 0.14 to 17.28; $P = 0.716$) or disease-free (HR 0.78, 0.11 to 5.61; $P = 0.807$) survival (Fig. S3, supporting information).

Table 4 Adverse events by treatment allocation

CTCAE system organ class	No. with at least 1 adverse event	
	Placebo	Simvastatin
Blood	1	0
Ear	1	1
Gastrointestinal	11	9
General disorders	3	5
Infections	3	4
Investigations	3	2
Transaminitis	1	0
Metabolism and nutrition	0	1
Musculoskeletal	1	5
Myalgia	1	2
Neoplasms	1	0
Nervous system	2	3
Psychiatric	2	2
Renal and urinary	1	1
Respiratory	4	2
Skin	1	1
Vascular	2	1
Any	13	14

CTCAE, Common Terminology Criteria for Adverse Events.

Discussion

This multicentre, double-blind, parallel-group, placebo-controlled trial has reported outcomes for 32 participants randomized to simvastatin 40 mg or placebo to determine the feasibility of adjuvant statin therapy in patients with operable OAC in a future phase III trial.

The study has demonstrated that patients were willing to enter the trial, and their consultants were willing to recruit them. The proportion of patients randomized from those assessed for eligibility and from those meeting inclusion criteria was favourable, and informs the recruitment of centres for a future RCT. Assuming 4 years of recruitment, with 3 years' follow-up after the last randomization, an absolute mortality difference of 7 per cent by 3 years (HR 0.80), 80 per cent power at the 5 per cent significance level, and accounting for attrition and contamination of the exposure, would require 976 patients. Assuming an average recruitment rate of 26.7 per cent (derived from this feasibility study, which accounts for prevalent statin use) of patients undergoing oesophagectomy for OAC, with participation of at least 25 UK oesophagogastric cancer centres, complete recruitment within 4 years is feasible. Rates of withdrawal were highest in the first 3 months of follow-up, contributed to mainly by difficulties in swallowing trial medication. Participants who continued to participate from 1 month after discharge were more likely to be

retained. These data provide strong impetus to manufacture smaller, bespoke, more easily swallowed (and ideally suitable for crushing) study medication for a future trial. The early dropouts observed provide justification for the implementation of a run-in period before randomization in a future trial. As a result of these planned adaptations, it is expected the withdrawal rates in a future phase III RCT would be lower than that observed in this feasibility study.

Comparisons between randomized and non-randomized groups provide strong evidence for systematic differences between groups for the prevalence of cardiovascular disease, diabetes and aspirin use. This is expected as the trial excluded users of statins, indicated in patients with these conditions, often with shared indications for aspirin use.

A significant reduction in non-fasting LDL cholesterol between randomized treatment groups at 3 months in the ITT population provides good evidence to infer that statins are absorbed sufficiently to produce a pharmacodynamic effect. This is important to demonstrate, as patients are vagotomized during oesophagectomy, affecting gastrointestinal transit, which could hypothetically impair drug absorption. Reductions in LDL cholesterol were consistent with those observed in the Medical Research Council–British Heart Foundation Heart Protection Study²⁸ (mean(s.e.) difference overall $-1.0(0.02)$ mmol/l). Longer-term statin absorption over the course of the trial was also confirmed.

Adherence, determined using pill counts, was poorest in the first 3 months, but was greatly improved thereafter. At least three-quarters of the cohort adhered to at least 80 per cent of the trial medication from 3 months. Adherence data are applicable only to the first year of treatment. Adherence was similar between treatment groups. Furthermore, interpretation should also consider the known limitations of pill counts, as they can overestimate adherence²⁹. Nevertheless, the data from pill counts taken together with the comparison of LDL cholesterol between groups would suggest that adherence was sufficient to support a future trial.

There was no evidence to suggest an adverse safety profile in this patient population with statin use, either in terms of the absolute numbers of adverse events or in terms of their severity. There is no plausible reason to suggest the adverse event profile should be different in this cohort, and there are no known interactions with current chemotherapy regimens and statins, and no evidence of excess of harm when co-administered in the trial setting^{30,31}. Completion of both the QLQ-C30 and QLQ-OG25 questionnaires was high overall (98.3 per cent) and at each follow-up visit, suggesting the feasibility of assessing quality of life in a future phase III RCT. Adjusted differences between groups were small and not clinically significant (a value of 8 points

difference has previously been deemed to be of clinical importance)³². In line with guidance on the conduct of feasibility studies, this study was not powered to test efficacy. Estimates of overall and disease-free survival were imprecise with contradictory point estimates, precluding their use in determining an effect size for a future trial.

This is the first RCT to determine the feasibility of assessing postoperative statin therapy in patients with OAC in a future phase III study. The effect of simvastatin 80 mg has been assessed previously in patients undergoing oesophagectomy in a single-centre RCT³³. The aim of that study was to determine the effect of perioperative simvastatin 80 mg (*versus* placebo) on pulmonary dead space to determine the potential of high-dose statin therapy in preventing acute lung injury. Similar to the present study, the prevalence of statin use was high (31 of 63 patients excluded (49 per cent) were prevalent statin users). Published trials (3 of which were phase III and have been summarized previously³⁴) have assessed the effect of allocation to statins on mortality outcomes in patients with solid tumours^{30,31,35–41} including gastro-oesophageal^{30,31}, colorectal³⁵, pancreatic³⁶, hepatocellular³⁷ and lung^{38,40,41}. The largest RCT to date, LUNGSTAR⁴⁰, of 846 patients with small-cell lung cancer, demonstrated no improvement with pravastatin 40 mg on overall survival (HR 1.01, 95 per cent c.i. 0.88 to 1.16). In 244 patients with metastatic gastro-oesophageal junction or gastric adenocarcinoma, simvastatin 40 mg in addition to palliative chemotherapy did not improve overall survival. However, it is difficult to draw comparison with previous trials as they all recruited patients with known metastatic disease, and the potential benefits of statins are likely greatest in the adjuvant setting. Of relevance, there was no evidence to suggest a clinically significant increase in toxicity with statin allocation.

Add-Aspirin, a phase III RCT of adjuvant aspirin therapy in four disease cohorts (gastro-oesophageal, breast, prostate and colorectal cancer) is currently recruiting⁴². Patients with adenocarcinoma, adenosquamous carcinoma or squamous cell carcinoma of the oesophagus, gastro-oesophageal junction or stomach are eligible for inclusion in the gastro-oesophageal cohort, and hence the inclusion criteria are broader than for STAT-ROC. Add-Aspirin demonstrates the appetite of funders, investigators, clinicians and patients for investigating repurposed medication as adjuvant cancer therapy. One patient was successfully co-enrolled into both trials.

This study has a number of strengths. It was possible to assess the 'real-world' feasibility of a future phase III RCT in the setting of a multicentre trial, to provide valid estimates of feasibility parameters. The trial has established the prevalence of statin use in the target trial population,

a notable risk to study feasibility. These data are informative in assessing trial feasibility to enable planning of expected recruitment. This trial has provided valuable information for devising strategies to improve retention in a future trial, particularly regarding the manufacture of smaller trial medication that can be easily swallowed and ideally crushed. It was also possible to establish that trial procedures were acceptable at different sites to clinicians, research staff and patients.

This study has a number of limitations. Despite use of the smallest available simvastatin tablets and smallest possible gelatine capsules to preserve blinding, the trial medications were relatively large (measuring 23.3 × 8.53 mm). Of patients who withdrew, difficulty swallowing the capsules was the most commonly cited reason. Although this trial estimated retention, this is unlikely to be applicable to a future trial where use of smaller trial medication would be justified and viable. This makes estimates of retention less certain, necessitating further assumptions for a future trial. Retention in a future trial would be much improved with use of an open-label run-in period and smaller trial medication. Feasibility estimates support the conduct and inform the design considerations for a future trial.

Acknowledgements

The authors thank all patients who participated in this research; the independent steering committee (A. Watson, T. Roques, M. Williams, M. Ruddle and A. Stephens); the safety committee (J. Turner and S. Myint); the Norwich Clinical Trials Unit (A. Colles, M. Pond, A. Dyer and D. Graver); Ipswich Pharmacy Manufacturing Unit (J. Harwood); and all research nurses/practitioners and support staff in the participating centres (A. Dann, A. Cooper, G. Healey, L. Chalkley, M. Sheridan, S. Kerry, S. Baker, M. Del-Rosario, L. Howard, M. Brazkiewicz, K. Barnard, K. Thompson, L. Shillito, F. McNeela, T. Camburn, W. Jackson, J. Tregonning and C. Jacobs).

There was no preregistration of the statistical analysis plan.

This research was funded by a doctoral research fellowship (DRF-2013-06-115) from the National Institute of Health Research (NIHR) awarded to L.A., and Norwich gastroenterology and surgical departmental research funds. The NIHR had no input regarding the design, conduct, data collection, data analysis, interpretation, manuscript preparation or decision to publish. This article presents independent research funded by the NIHR. The views expressed are those of the authors and not necessarily those of the National Health Service, NIHR or Department of Health.

Disclosure: The authors declare no conflict of interest.

References

- Njei B, McCarty TR, Birk JW. Trends in esophageal cancer survival in United States adults from 1973 to 2009: a SEER database analysis. *J Gastroenterol Hepatol* 2016; **31**: 1141–1146.
- Chadwick G, Varagunam M, Groene O, Cromwell D, Hardwick R, Maynard N *et al.* *National Oesophago-Gastric Cancer Audit 2015*. <https://www.nogca.org.uk/content/uploads/2017/10/clin-audi-supp-prog-oeso-gast-2015-rep.pdf> [accessed 20 April 2016].
- Allum WH, Blazeby JM, Griffin SM, Cunningham D, Jankowski JA, Wong R; Association of Upper Gastrointestinal Surgeons of Great Britain and Ireland, the British Society of Gastroenterology and the British Association of Surgical Oncology. Guidelines for the management of oesophageal and gastric cancer. *Gut* 2011; **60**: 1449–1472.
- Alderson D, Cunningham D, Nankivell M, Blazeby JM, Griffin SM, Crellin A *et al.* Neoadjuvant cisplatin and fluorouracil *versus* epirubicin, cisplatin, and capecitabine followed by resection in patients with oesophageal adenocarcinoma (UK MRC OE05): an open-label, randomised phase 3 trial. *Lancet Oncol* 2017; **18**: 1249–1260.
- Moorcraft SY, Fontana E, Cunningham D, Peckitt C, Waddell T, Smyth EC *et al.* Characterising timing and pattern of relapse following surgery for localised oesophagogastric adenocarcinoma: a retrospective study. *BMC Cancer* 2016; **16**: 112.
- Mullen PJ, Yu R, Longo J, Archer MC, Penn LZ. The interplay between cell signalling and the mevalonate pathway in cancer. *Nat Rev Cancer* 2016; **16**: 718–731.
- Ogunwobi OO, Beales IL. Statins inhibit proliferation and induce apoptosis in Barrett's esophageal adenocarcinoma cells. *Am J Gastroenterol* 2008; **103**: 825–837.
- Sadaria MR, Reppert AE, Yu JA, Meng X, Fullerton DA, Reece TB *et al.* Statin therapy attenuates growth and malignant potential of human esophageal adenocarcinoma cells. *J Thorac Cardiovasc Surg* 2011; **142**: 1152–1160.
- Ye F, Zhang GH, Guan BX, Xu XC. Suppression of esophageal cancer cell growth using curcumin, (–)-epigallocatechin-3-gallate and lovastatin. *World J Gastroenterol* 2012; **18**: 126–135.
- Konturek PC, Burnat G, Hahn EG. Inhibition of Barrett's adenocarcinoma cell growth by simvastatin: involvement of COX-2 and apoptosis-related proteins. *J Physiol Pharmacol* 2007; **58**(Suppl 3): 141–148.
- Weaver JM, Ross-Innes CS, Shannon N, Lynch AG, Forshew T, Barbera M *et al.*; OCCAMS consortium. Ordering of mutations in preinvasive disease stages of esophageal carcinogenesis. *Nat Genet* 2014; **46**: 837–843.
- Freed-Pastor WA, Mizuno H, Zhao X, Langerød A, Moon SH, Rodriguez-Barrueco R *et al.* Mutant p53 disrupts mammary tissue architecture via the mevalonate pathway. *Cell* 2012; **148**: 244–258.
- Sorrentino G, Ruggeri N, Specchia V, Cordenonsi M, Mano M, Dupont S *et al.* Metabolic control of YAP and TAZ by the mevalonate pathway. *Nat Cell Biol* 2014; **16**: 357–366.
- Mei Z, Liang M, Li L, Zhang Y, Wang Q, Yang W. Effects of statins on cancer mortality and progression: a systematic review and meta-analysis of 95 cohorts including 1 111 407 individuals. *Int J Cancer* 2017; **140**: 1068–1081.
- Alexandre L, Clark AB, Bhutta HY, Chan SS, Lewis MP, Hart AR. Association between statin use after diagnosis of esophageal cancer and survival: a population-based cohort study. *Gastroenterology* 2016; **150**: 854–865.e1.
- Nguyen T, Khan A, Liu Y, El-Serag HB, Thrift AP. The association between statin use after diagnosis and mortality risk in patients with esophageal cancer: a retrospective cohort study of United States veterans. *Am J Gastroenterol* 2018; **113**: 1310.
- Lacroix O, Couttenier A, Vaes E, Cardwell CR, De Schutter H, Robert A. Statin use after diagnosis is associated with an increased survival in esophageal cancer patients: a Belgian population-based study. *Cancer Causes Control* 2019; **30**: 385–393.
- Smyth EC, Cunningham D. Operable gastro-oesophageal junctional adenocarcinoma: where to next? *World J Gastrointest Oncol* 2014; **6**: 145–155.
- Davies AR, Gossage JA, Zylstra J, Mattsson F, Lagergren J, Maisey N *et al.* Tumor stage after neoadjuvant chemotherapy determines survival after surgery for adenocarcinoma of the esophagus and esophagogastric junction. *J Clin Oncol* 2014; **32**: 2983–2990.
- Baigent C, Keech A, Kearney PM, Blackwell L, Buck G, Pollicino C *et al.*; Cholesterol Treatment Trialists' (CTT) Collaborators. Efficacy and safety of cholesterol-lowering treatment: prospective meta-analysis of data from 90 056 participants in 14 randomised trials of statins. *Lancet* 2005; **366**: 1267–1278.
- Cholesterol Treatment Trialists' (CTT) Collaborators, Mihaylova B, Emberson J, Blackwell L, Keech A, Simes J *et al.* The effects of lowering LDL cholesterol with statin therapy in people at low risk of vascular disease: meta-analysis of individual data from 27 randomised trials. *Lancet* 2012; **380**: 581–590.
- Cholesterol Treatment Trialists' (CTT) Collaborators, Kearney PM, Blackwell L, Collins R, Keech A, Simes J *et al.* Efficacy of cholesterol-lowering therapy in 18 686 people with diabetes in 14 randomised trials of statins: a meta-analysis. *Lancet* 2008; **371**: 117–125.
- Cholesterol Treatment Trialists' (CTT) Collaboration, Baigent C, Blackwell L, Emberson J, Holland LE, Reith C *et al.* Efficacy and safety of more intensive lowering of LDL cholesterol: a meta-analysis of data from 170 000 participants in 26 randomised trials. *Lancet* 2010; **376**: 1670–1681.
- Eldridge SM, Chan CL, Campbell MJ, Bond CM, Hopewell S, Thabane L *et al.*; PAFS consensus group.

- CONSORT 2010 statement: extension to randomised pilot and feasibility trials. *BMJ* 2016; **355**: i5239.
- 25 Common Terminology Criteria for Adverse Events (CTCAE) v4.0. https://ctep.cancer.gov/protocolDevelopment/electronic_applications/ctc.htm#ctc_40 [accessed 1 October 2016].
 - 26 Fayers P, Aaronson N, Bjordal K, Groenvold M, Curran D, Bottomley A *et al.* *The EORTC QLQ-C30 Scoring Manual* (3rd edn). European Organisation for Research and Treatment of Cancer: Brussels, 2001.
 - 27 Julious SA. Sample size of 12 per group rule of thumb for a pilot study. *Pharm Stat* 2005; **4**: 287–291.
 - 28 Heart Protection Study Collaborative Group. MRC/BHF Heart Protection Study of cholesterol lowering with simvastatin in 20 536 high-risk individuals: a randomised placebo-controlled trial. *Lancet* 2002; **360**: 7–22.
 - 29 Rudd P, Byyny RL, Zachary V, LoVerde ME, Titus C, Mitchell WD *et al.* The natural history of medication compliance in a drug trial: limitations of pill counts. *Clin Pharmacol Ther* 1989; **46**: 169–176.
 - 30 Konings IR, van der Gaast A, van der Wijk LJ, de Jongh FE, Eskens FA, Sleijfer S. The addition of pravastatin to chemotherapy in advanced gastric carcinoma: a randomised phase II trial. *Eur J Cancer* 2010; **46**: 3200–3204.
 - 31 Kim ST, Kang JH, Lee J, Park SH, Park JO, Park YS *et al.* Simvastatin plus capecitabine–cisplatin *versus* placebo plus capecitabine–cisplatin in patients with previously untreated advanced gastric cancer: a double-blind randomised phase 3 study. *Eur J Cancer* 2014; **50**: 2822–2830.
 - 32 Dutton SJ, Ferry DR, Blazeby JM, Abbas H, Dahle-Smith A, Mansoor W *et al.* Gefitinib for oesophageal cancer progressing after chemotherapy (COG): a phase 3, multicentre, double-blind, placebo-controlled randomised trial. *Lancet Oncol* 2014; **15**: 894–904.
 - 33 Shyamsundar M, McAuley DF, Shields MO, MacSweeney R, Duffy MJ, Johnston JR *et al.* Effect of simvastatin on physiological and biological outcomes in patients undergoing esophagectomy: a randomized placebo-controlled trial. *Ann Surg* 2014; **259**: 26–31.
 - 34 Endo A. A historical perspective on the discovery of statins. *Proc Jpn Acad Ser B Phys Biol Sci* 2010; **86**: 484–493.
 - 35 Lim SH, Kim TW, Hong YS, Han SW, Lee KH, Kang HJ *et al.* A randomised, double-blind, placebo-controlled multi-centre phase III trial of XELIRI/FOLFIRI plus simvastatin for patients with metastatic colorectal cancer. *Br J Cancer* 2015; **113**: 1421–1426.
 - 36 Hong JY, Nam EM, Lee J, Park JO, Lee SC, Song SY *et al.* Randomized double-blinded, placebo-controlled phase II trial of simvastatin and gemcitabine in advanced pancreatic cancer patients. *Cancer Chemother Pharmacol* 2014; **73**: 125–130.
 - 37 Kawata S, Yamasaki E, Nagase T, Inui Y, Ito N, Matsuda Y *et al.* Effect of pravastatin on survival in patients with advanced hepatocellular carcinoma. A randomized controlled trial. *Br J Cancer* 2001; **84**: 886–891.
 - 38 Han JY, Lee SH, Yoo NJ, Hyung LS, Moon YJ, Yun T *et al.* A randomized phase II study of gefitinib plus simvastatin *versus* gefitinib alone in previously treated patients with advanced non-small cell lung cancer. *Clin Cancer Res* 2011; **17**: 1553–1560.
 - 39 El-Hamamsy M, Elwakil H, Saad AS, Shawki MA. A randomized controlled open-label pilot study of simvastatin addition to whole-brain radiation therapy in patients with brain metastases. *Oncol Res* 2016; **24**: 521–528.
 - 40 Seckl MJ, Ottensmeier CH, Cullen M, Schmid P, Ngai Y, Muthukumar D *et al.* Multicenter, phase III, randomized, double-blind, placebo-controlled trial of pravastatin added to first-line standard chemotherapy in small-cell lung cancer (LUNGSTAR). *J Clin Oncol* 2017; **35**: 1506–1514.
 - 41 Lee Y, Lee KH, Lee GK, Lee SH, Lim KY, Joo J *et al.* Randomized phase II study of afatinib plus simvastatin *versus* afatinib alone in previously treated patients with advanced nonadenocarcinomatous non-small cell lung cancer. *Cancer Res Treat* 2017; **49**: 1001–1011.
 - 42 Coyle C, Cafferty FH, Rowley S, MacKenzie M, Berkman L, Gupta S *et al.*; Add-Aspirin investigators. ADD-ASPIRIN: a phase III, double-blind, placebo controlled, randomised trial assessing the effects of aspirin on disease recurrence and survival after primary therapy in common non-metastatic solid tumours. *Contemp Clin Trials* 2016; **51**: 56–64.

Supporting information

Additional supporting information can be found online in the Supporting Information section at the end of the article.